



**KES Co., Ltd.**

3701, 40, Simin-daero 365beon-gil,  
Dongan-gu, Anyang-si, Gyeonggi-do, 14057, Korea  
Tel: +82-31-425-6200 / Fax: +82-31-424-0450  
www.kes.co.kr

Report No.:  
KES-RF-23T0067  
Page (1) of (12)

# RF EXPOSURE REPORT



**Equipment under test** ANESTHESIA INJECTION SYSTEM(CRADLE)  
**Model name** AN100-C  
**FCC ID** 2AXRNAN100-C  
**Applicant** DENTIS CO., LTD  
**Manufacturer** DENTIS MEDICAL DIVISIONTD  
**Date of test(s)** 2023.04.20 ~ 2023.05.18  
**Date of issue** 2023.05.22

**Issued to**

**DENTIS CO., LTD**  
99, Seongseoseo-ro, Dalseo-gu, Daegu, Republic of Korea  
Tel: +82-53-589-3667

**Issued by**

**KES Co., Ltd.**  
3701, 40, Simin-daero 365beon-gil, Dongan-gu, Anyang-si,  
Gyeonggi-do, 14057, Korea  
473-21, Gayeo-ro, Yeosu-si, Gyeonggi-do, Korea  
Tel: +82-31-425-6200 / Fax: +82-31-424-0450

Test and report completed by :	Report approval by :
	
Gu-Bong, Kang Test engineer	Yeong-Jun Cho Technical manager

This report shall not be reproduced except in full, without the written approval of KES Co., Ltd.  
The results shown in this test report refer only to the sample(s) tested unless otherwise stated.  
The authenticity of the test report, contact kes@kes.co.kr



**KES Co., Ltd.**

3701, 40, Simin-daero 365beon-gil,  
Dongan-gu, Anyang-si, Gyeonggi-do, 14057, Korea  
Tel: +82-31-425-6200 / Fax: +82-31-424-0450  
www.kes.co.kr

Report No.:  
KES-RF-23T0067  
Page (2) of (12)

---

**Revision history**

Revision	Date of issue	Test report No.	Description
-	2023.05.22	KES-RF-23T0067	Initial

---

This report shall not be reproduced except in full, without the written approval of KES Co., Ltd.  
The results shown in this test report refer only to the sample(s) tested unless otherwise stated.  
The authenticity of the test report, contact kes@kes.co.kr



**KES Co., Ltd.**

3701, 40, Simin-daero 365beon-gil,  
Dongan-gu, Anyang-si, Gyeonggi-do, 14057, Korea  
Tel: +82-31-425-6200 / Fax: +82-31-424-0450  
www.kes.co.kr

Report No.:  
KES-RF-23T0067  
Page (3) of (12)

---

**TABLE OF CONTENTS**

1. General information ..... 4  
1.1. EUT description ..... 4  
1.2. Test configuration ..... 4  
1.3. Test frequency ..... 4  
1.4. Test mode ..... 5  
1.5. Accessory information ..... 5  
1.6. Measurement Uncertainty ..... 5  
2. Environmental evaluation and exposure limit ..... 6  
2.1. Test Setup ..... 7  
2.2. Test results ..... 9  
Appendix A. Measurement equipment ..... 10  
Appendix B. Test setup photo ..... 11

---

This report shall not be reproduced except in full, without the written approval of KES Co., Ltd.  
The results shown in this test report refer only to the sample(s) tested unless otherwise stated.  
The authenticity of the test report, contact kes@kes.co.kr



## KES Co., Ltd.

3701, 40, Simin-daero 365beon-gil,  
Dongan-gu, Anyang-si, Gyeonggi-do, 14057, Korea  
Tel: +82-31-425-6200 / Fax: +82-31-424-0450  
www.kes.co.kr

Report No.:  
KES-RF-23T0067  
Page (4) of (12)

### 1. General information

Applicant DENTIS CO., LTD  
Applicant address 99, Seongseoseo-ro, Dalseo-gu, Daegu, Republic of Korea  
Test site KES Co., Ltd.  
Test site address  3701, 40, Simin-daero 365beon-gil, Dongan-gu, Anyang-si,  
Gyeonggi-do, 14057, Korea  
 473-29, Gayeo-ro, Yeosu-si, Gyeonggi-do, Korea  
Test Facility FCC Accreditation Designation No.: KR0100, Registration No.: 444148  
FCC rule part(s): Part 15C  
FCC ID: 2AXRNAN100-C  
Test device serial No.  Production  Pre-production  Engineering

#### 1.1. EUT description

Equipment under test ANESTHESIA INJECTION SYSTEM(CRADLE)  
Frequency 0.110 ~ 0.130 MHz  
Inductive charging technique Magnetic Induction  
Model: AN100-C  
Antenna specification Internal type(Coil antenna)  
Power source AC 120 V(Adapter DC output 5 V)  
H/W version 1.0.0  
S/W version 1.0.0

#### 1.2. Test configuration

The **DENTIS CO., LTD / AN100-C / ANESTHESIA INJECTION SYSTEM(CRADLE) / FCC ID: 2AXRNAN100-C** was tested according to the specification of EUT, the EUT must comply with following standards.

FCC Part 15C  
ANSI C63.10-2013  
KDB 680106 D01 V03

#### 1.3. Test frequency

		Frequency Range
Power source	AC 120 V (Adapter DC output 5 V)	0.110 ~ 0.130 MHz

This report shall not be reproduced except in full, without the written approval of KES Co., Ltd.  
The results shown in this test report refer only to the sample(s) tested unless otherwise stated.  
The authenticity of the test report, contact kes@kes.co.kr



## KES Co., Ltd.

3701, 40, Simin-daero 365beon-gil,  
Dongan-gu, Anyang-si, Gyeonggi-do, 14057, Korea  
Tel: +82-31-425-6200 / Fax: +82-31-424-0450  
www.kes.co.kr

Report No.:  
KES-RF-23T0067  
Page (5) of (12)

### 1.4. Test mode

Mode	Charging current	Description
Charging mode With load	90%	Using Max load
	50%	Using Mid load
	10%	Using Min load

### 1.5. Accessory information

Equipment	Manufacturer	Model	Serial No.	Power source
AC/DC Adapter	Adapter Technology Co., Ltd.	ATM012T-W050V	-	DC 5 V
ANESTHESIA INJECTION SYSTEM	DENTIS CO., LTD.	AN100	-	DC 3.7 V(Battery)

### 1.6. Measurement Uncertainty

Test Item		Uncertainty
Uncertainty for Conduction emission test		2.38 dB ( SHIELD ROOM #6 )
Uncertainty for Radiation emission test (include Fundamental emission)	Below 1GHz	4.50 dB ( SAC #6 )
	Above 1GHz	4.90 dB ( SAC #5 )
Note. This uncertainty represents an expanded uncertainty expressed at approximately the 95% confidence level using a coverage factor of k=2.		

This report shall not be reproduced except in full, without the written approval of KES Co., Ltd.  
The results shown in this test report refer only to the sample(s) tested unless otherwise stated.  
The authenticity of the test report, contact kes@kes.co.kr

## 2. Environmental evaluation and exposure limit

Limits for Maximum Permissible Exposure (MPE)

§1.1310 The criteria listed in Table 1 shall be used to evaluate the environmental impact of human exposure to radio-frequency (RF) radiation as specified in §1.1307(b), except in the case of portable devices which shall be evaluated according to the provisions of §2.1093 of this chapter.

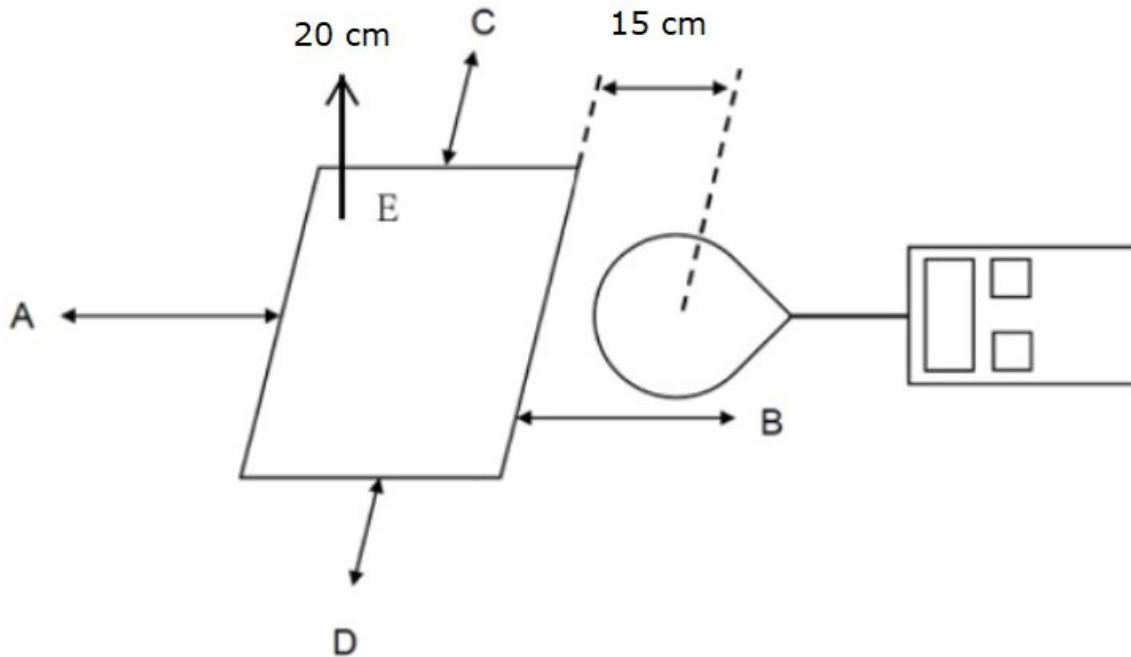
TABLE 1 - Limits for Maximum Permissible Exposure (MPE)

Frequency Range (MHz)	Electric Field Strength (V/m)	Magnetic Field Strength (A/m)	Power Density (mW/cm <sup>2</sup> )	Average Time (minutes)
(A) Limits for Occupational / Control Exposures				
0.3 - 3.0	614	1.63	*(100)	6
3.0 - 30	1842/f	4.89/f	*(900/f <sup>2</sup> )	6
30 - 300	61.4	0.613	1.0	6
300 - 1 500			f/300	6
1 500 - 100 000			5	6
(B) Limits for General Population/Uncontrolled Exposure				
<b>0.3-1.34</b>	<b>614</b>	<b>1.63</b>	*(100)	30
1.34 - 30	824/f	2.19/f	*(180/f <sup>2</sup> )	30
30 - 300	27.5	0.073	0.2	30
300 - 1 500			f/1 500	30
1 500 - 100 000			1.0	30

**Note.**

1. f= frequency in MHz
2. “\*” means Plane-wave equivalent power density

## 2.1. Test Setup



1. The test was performed on 360° turn table in anechoic chamber.
2. The probe was placed at distance 15 cm or 20 cm which is between the edge of the charger and the geometric center of the probe.
3. The highest emission level was recorded and compared with limit as soon as measurement of each point ; A, B, C, D, E were completed.
4. Point F is highest measured field from moving the probe around the device at distance 15 cm.
5. The EUT was measured according to the KDB 680106 D01v03.

**Note.**

Equipment Approval Considerations item 5.b) of KDB 680106 D01 v03.

a) Power transfer frequency is less than 1 MHz.

- The device operates at a frequency of 110.0 ~ 130.0 kHz.

b) Output power from each primary coil is less than or equal to 15 watts.

- Output power from each primary coil : 5 watts.

c) The transfer system includes only single primary and secondary coils. This includes charging systems that may have multiple primary coils and clients that are able to detect and allow coupling only between individual pairs of coils.

- The transfer system including a charging system with single coil. .

d) Client device is placed directly in contact with the transmitter.

- Client device is placed directly.

e) Mobile exposure conditions only (portable exposure conditions are not covered by this exclusion).

- The device is not a mobile device.

f) The aggregate H-field strengths at 15 cm surrounding the device and 20 cm above the top surface from all simultaneous transmitting coils are demonstrated to be less than 50 % of the MPE limit.

- Refer to following test results.

The EUT H-Field Strength levels at 15 cm < 50 % of the MPE H-Field Strength limit 1.63 A/m  
0.501 A/m (Max) < 0.815 A/m



## 2.2. Test results

### Test mode : 5 W

#### E-Field Strength from each edges the EUT

Test Mode		Point A (V/m)	Point B (V/m)	Point C (V/m)	Point D (V/m)	Point E (V/m)
5W Charging mode	10 % load	1.492	1.264	1.486	2.162	1.843
	50 % load	1.517	1.305	1.556	1.897	1.785
	90 % load	1.632	1.157	1.390	1.920	1.854

#### H-Field Strength from each edges the EUT

Test Mode		Point A (A/m)	Point B (A/m)	Point C (A/m)	Point D (A/m)	Point E (A/m)
5W Charging mode	10 % load	0.244	0.260	0.375	0.426	0.501
	50 % load	0.263	0.251	0.367	0.415	0.485
	90 % load	0.253	0.247	0.355	0.407	0.468

This report shall not be reproduced except in full, without the written approval of KES Co., Ltd.  
The results shown in this test report refer only to the sample(s) tested unless otherwise stated.  
The authenticity of the test report, contact kes@kes.co.kr



## KES Co., Ltd.

3701, 40, Simin-daero 365beon-gil,  
Dongan-gu, Anyang-si, Gyeonggi-do, 14057, Korea  
Tel: +82-31-425-6200 / Fax: +82-31-424-0450  
www.kes.co.kr

Report No.:  
KES-RF-23T0067  
Page (10) of (12)

### Appendix A. Measurement equipment

Equipment	Manufacturer	Model	Serial No.	Calibration interval	Calibration due.
Electric Field Probe	ETS LINDGREN	HI-6105	00151770	1 year	2023.06.17
Magnetic Field HiTester	HIOKI	FT3470-50	120429926	1 year	2023.10.13
AC POWER SOURCE/ ANALYZER	HP	6813A	3729A00754	1 year	2024.01.12

### Peripheral device

Device	Manufacturer	Model No.	Serial No.
Notebook computer	LG Electronics Inc.,	LGS53	306QCZP560949
ANESTHESIA INJECTION SYSTEM	DENTIS CO., LTD.	AN100	-

This report shall not be reproduced except in full, without the written approval of KES Co., Ltd.  
The results shown in this test report refer only to the sample(s) tested unless otherwise stated.  
The authenticity of the test report, contact kes@kes.co.kr