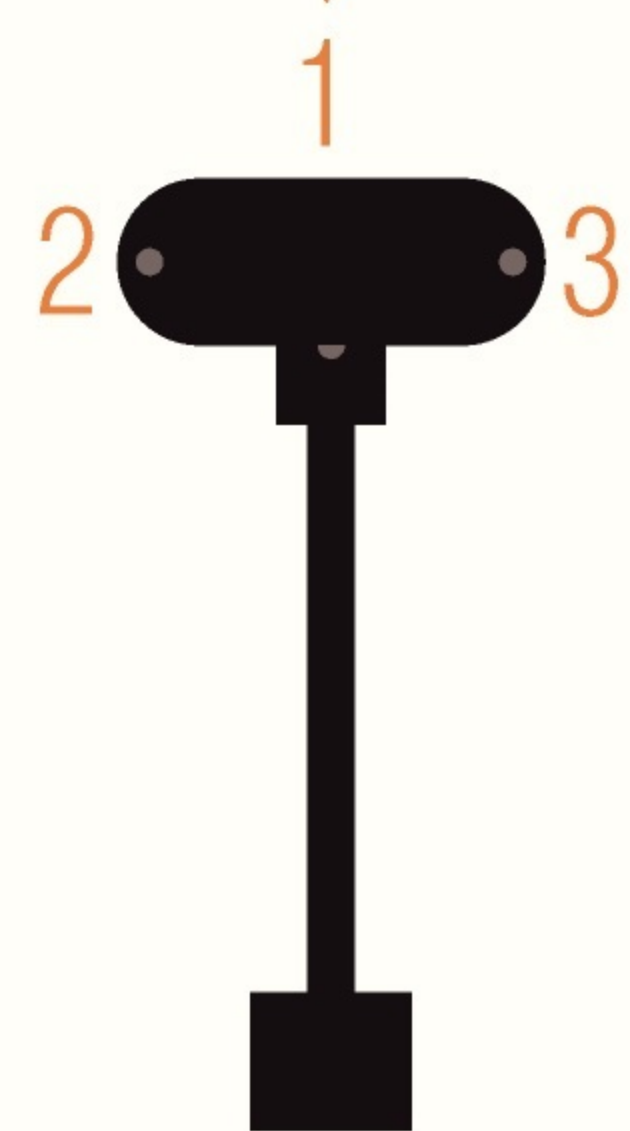
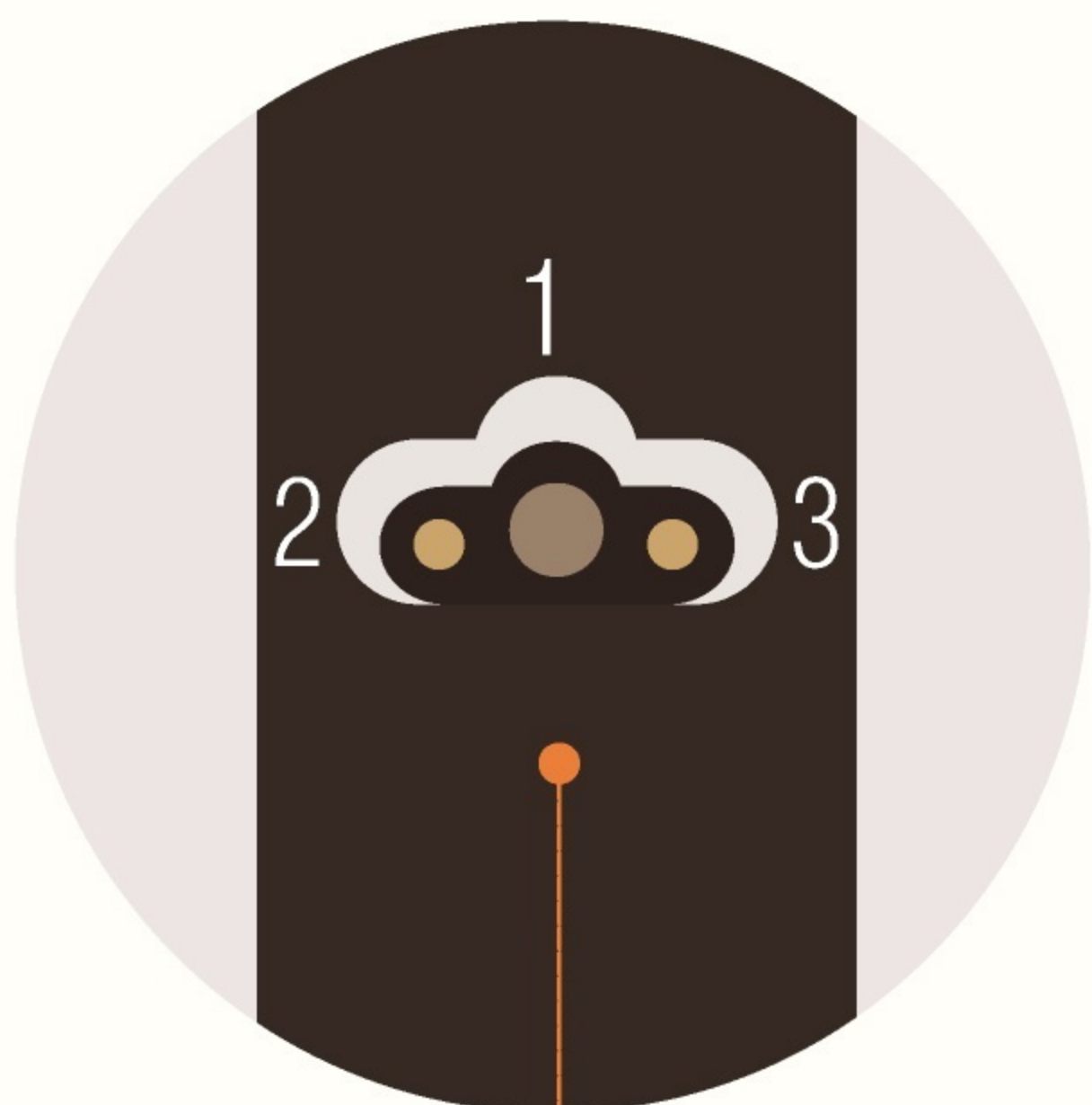


1 Charge your device fully

Charge your battery by connecting to USB. You can use it for 5 days with a 30-minute charge



Connect the same numbers to face each other

Ex) #1 and #1

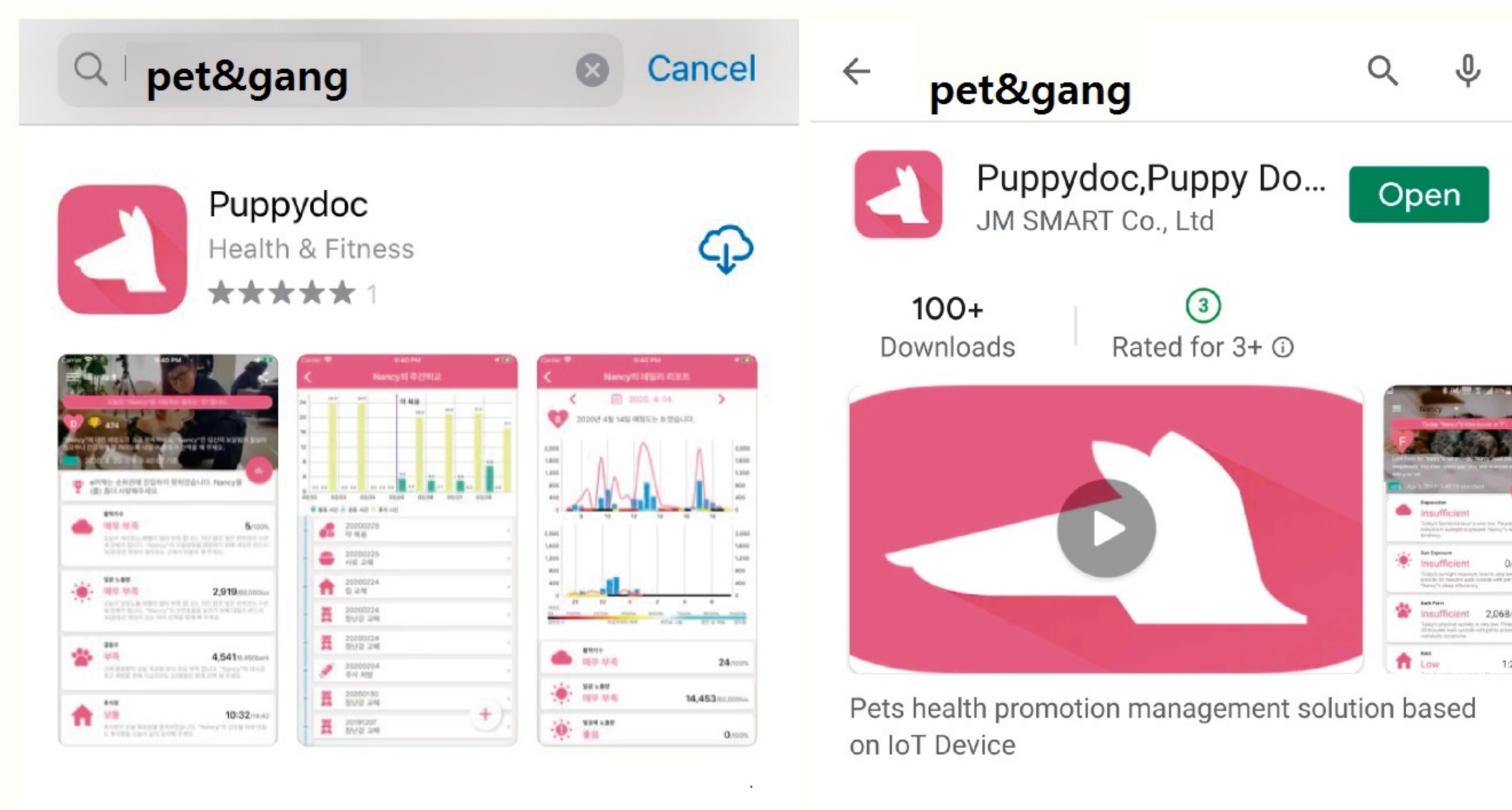
Caution! Do not connect the charger in reverse.

If the charging direction is wrong, it may cause a heat accident or malfunction. In that case, AS, Exchange or Refund is not possible.

2 Download the application through the smartphone.



Search and download "pet&gang" from APP Store and Google Play. (free)



Puppy Doc
2020 Seoul Awards
selected!

3 How to use

1. Charge until 3 LED lights turn on with the charging cable
2. Search and Download 'pet&gang' from Google Play or App Store
3. Bluetooth ON
4. Run PuppyDoc Application
5. Select "OK" when the device connection message pops up
6. Select 'Add Device'
7. Choose 'Puppy Doc'
8. Use after connecting successfully
9. Update firmware for the latest version after connection

* If connection fails, execute the above steps after turning Bluetooth OFF and ON.

4 Wear your device



Dog Health Promoting IoT Device

Check and analyze exercise, activity, rest and sleep

Can be worn on small and large dogs

Check and analyze UV exposure, vitamin D and serotonin, light pollution exposure

Convenient design that can be attached to or removed from the harness

Precautions for Wear

Sweat and moisture can cause skin irritation, so be sure to dry thoroughly before wearing the band

Do not use cleansing soap, body soap, dish soap, hand cleaner, wipes, or household cleaners as they may remain on the surface of the band and cause skin irritation.

Please ensure that your dog does not bite or swallow PuppyDoc.

The manufacturer is not responsible for this case.

Caution

Do not wear PuppyDoc in wet areas such as showers, swimming or bathing. It may cause malfunction.

Usage Video of PuppyDoc



◀ QR code

https://youtu.be/N4kGwJ_gWPs

FCC ID : 2AXRE-PUPPYDOC



FCC Warning Statement

FCC Part 15.19 This device complies with part 15 of the FCC Rules. Operation is subject to the following two conditions:

(1) this device may not cause harmful interference, and
(2) this device must accept any interference received, including interference that may cause undesired operation. FCC Part 15.21 Any changes or modifications (including the antennas) to this device that are not expressly approved by the manufacturer may void the user's authority to operate the equipment.

FCC Radiation Exposure Statement

This equipment complies with FCC Radiation exposure limits set forth for an uncontrolled environment. This device and its antenna must not be co-located or operating in conjunction with any other antenna or transmitter. This equipment should be installed and operated with a minimum distance of 10cm between the radiator and your body.