







## EXHIBIT 2 - EUT EXTERNAL PHOTOGRAPHS



<p><b>EUT View 3</b></p>	
<p><b>EUT View 4</b></p>	

<p><b>EUT View 5</b></p>	 A photograph showing a circular, black, flat component (likely a microchip) resting on a blue textured surface. A metal ruler is placed horizontally below the component for scale. The ruler markings are visible from approximately 19 mm to 32 mm.
<p><b>EUT View 6</b></p>	 A photograph showing the same circular, black, flat component from a slightly different angle. A metal ruler is placed horizontally below the component for scale. The ruler markings are visible from approximately 20 mm to 33 mm.

<p><b>EUT View 7</b></p>	
<p><b>EUT View8</b></p>	