

RF Test Data for RLAN(5.8G) (Conducted Measurement)

Product Name: Drone

Trade Mark: N/A

Test Model: U11MINI

FCC ID: 2AXQL-U11MINI

Environmental Conditions

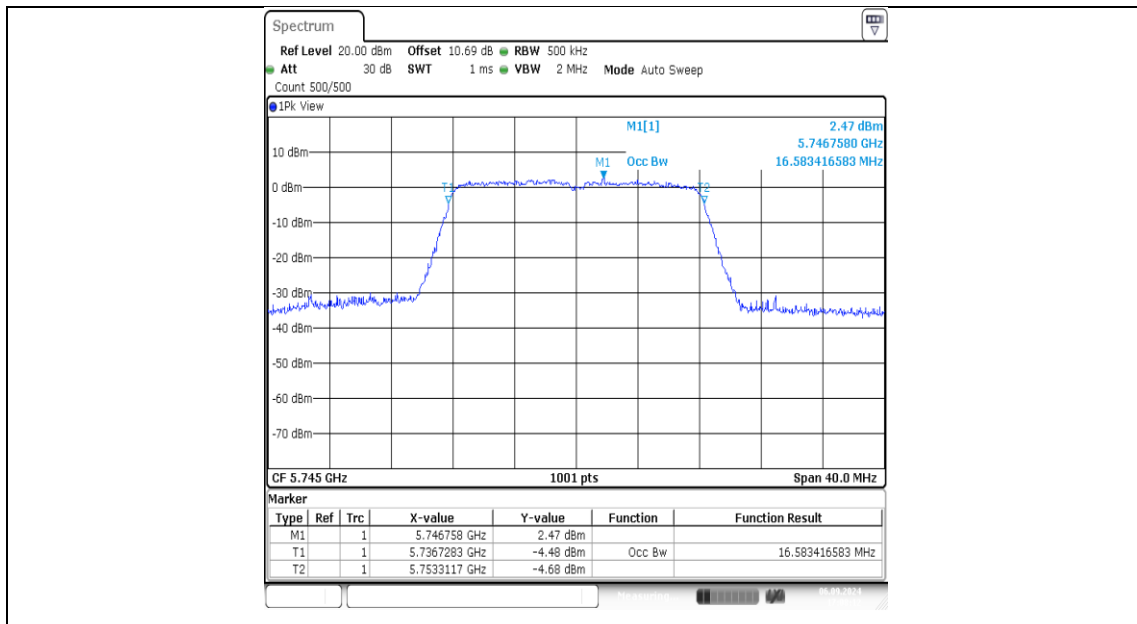
Temperature:	23.8°C
Relative Humidity:	58%
ATM Pressure:	100.0 kPa
Test Engineer:	Allen Lai
Supervised by:	Hugo Chen
NOTE	N/A

Appendix A2: Occupied channel bandwidth

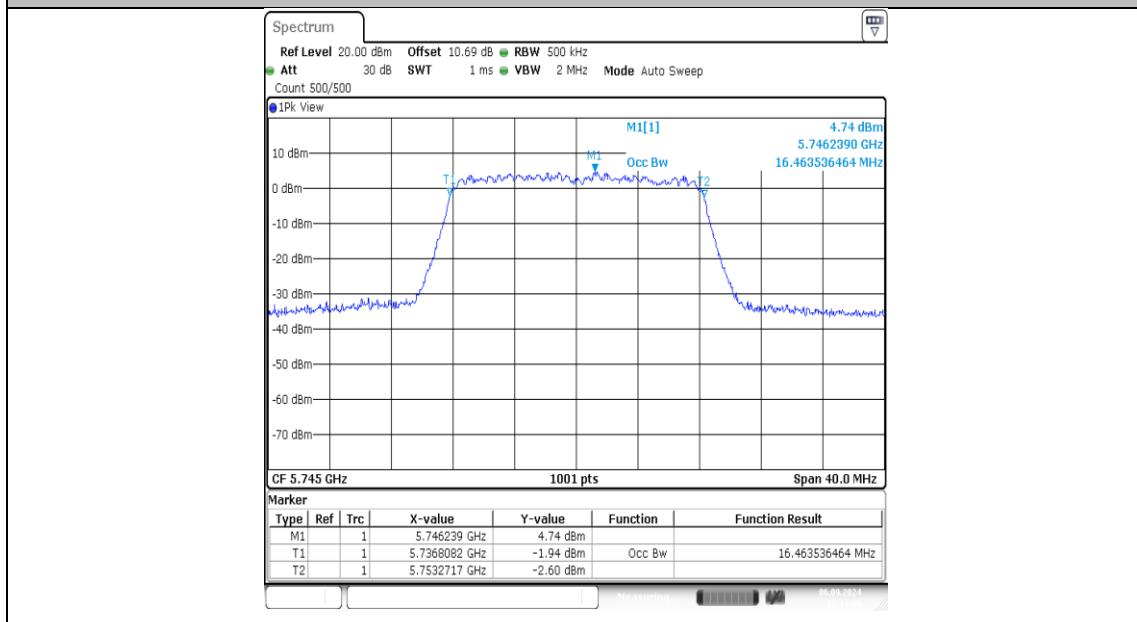
Test Result

Test Mode	Antenna	Frequency [MHz]	OCB [MHz]	FL [MHz]	FH [MHz]	Limit [MHz]	Verdict
11A	Ant1	5745	16.583	5736.7283	5753.3117	---	---
11A	Ant2	5745	16.464	5736.8082	5753.2717	---	---
11A	Ant1	5785	16.583	5776.7283	5793.3117	---	---
11A	Ant2	5785	16.503	5776.7682	5793.2717	---	---
11A	Ant1	5825	16.583	5816.7682	5833.3516	---	---
11A	Ant2	5825	16.503	5816.8082	5833.3117	---	---
11N20MIMO	Ant1	5745	17.702	5736.0490	5753.7512	---	---
11N20MIMO	Ant2	5745	17.702	5736.0889	5753.7912	---	---
11N20MIMO	Ant1	5785	17.742	5776.0889	5793.8312	---	---
11N20MIMO	Ant2	5785	17.702	5776.1289	5793.8312	---	---
11N20MIMO	Ant1	5825	17.702	5816.1289	5833.8312	---	---
11N20MIMO	Ant2	5825	17.662	5816.1688	5833.8312	---	---
11AC20MIMO	Ant1	5745	17.662	5736.1289	5753.7912	---	---
11AC20MIMO	Ant2	5745	17.662	5736.1289	5753.7912	---	---
11AC20MIMO	Ant1	5785	17.702	5776.1289	5793.8312	---	---
11AC20MIMO	Ant2	5785	17.702	5776.1289	5793.8312	---	---
11AC20MIMO	Ant1	5825	17.742	5816.1289	5833.8711	---	---
11AC20MIMO	Ant2	5825	17.702	5816.1688	5833.8711	---	---

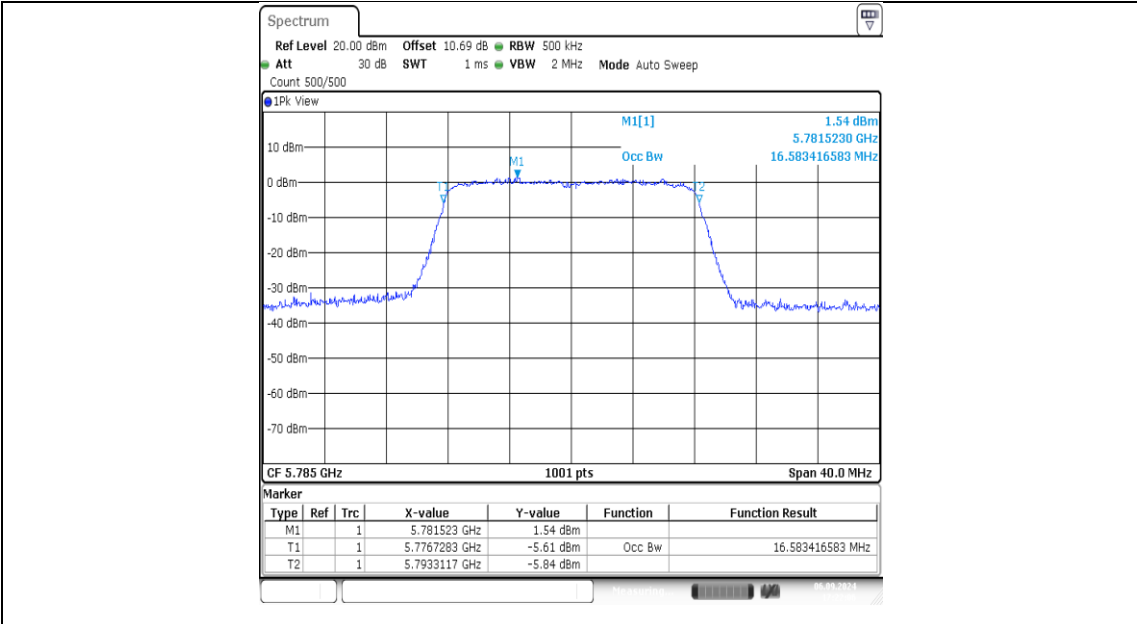
Test Graphs



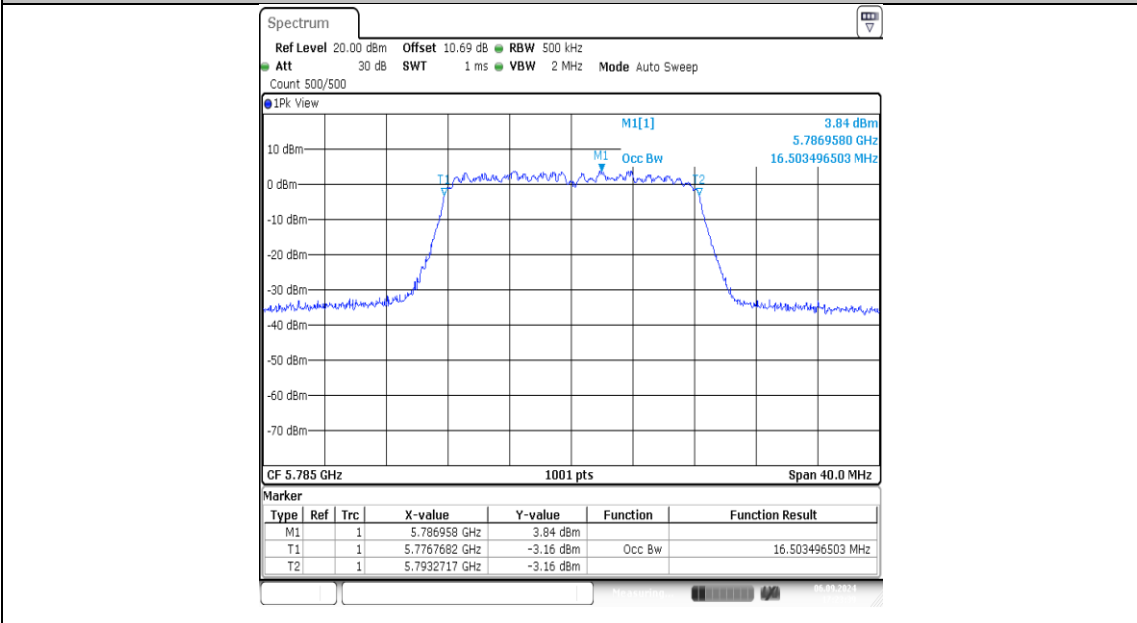
11A-Ant1-5745



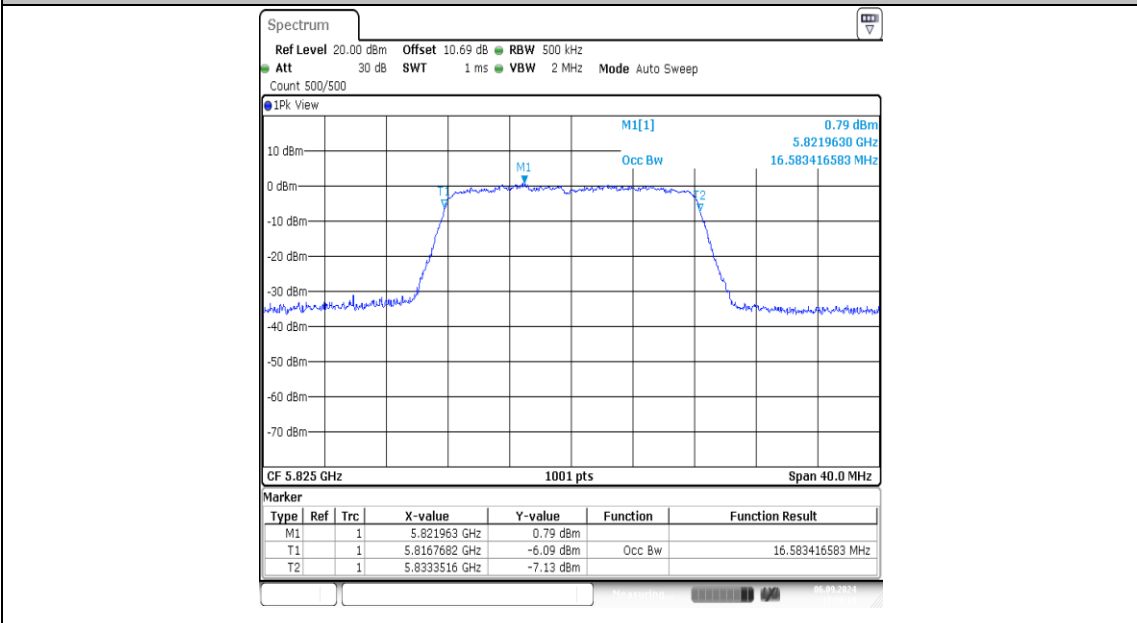
11A-Ant2-5745



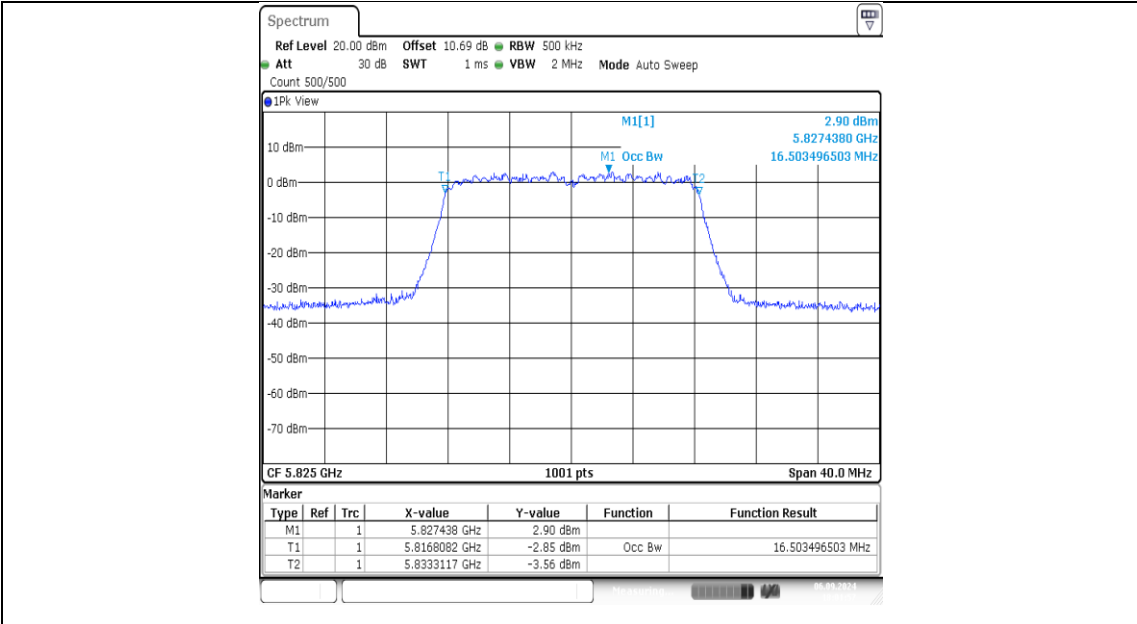
11A-Ant1-5785



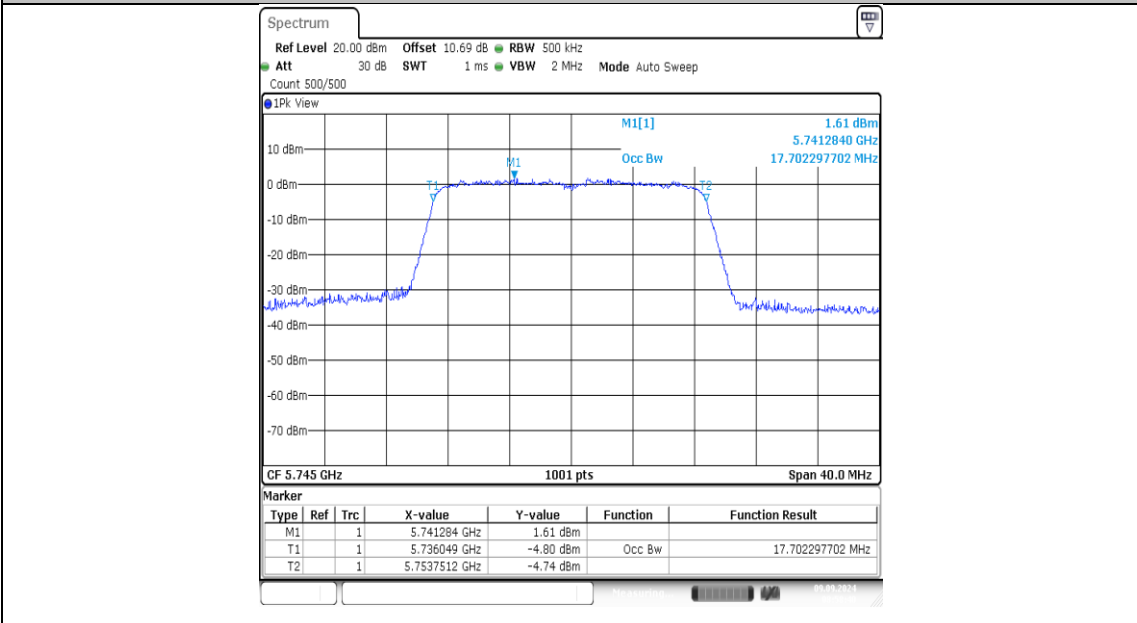
11A-Ant2-5785



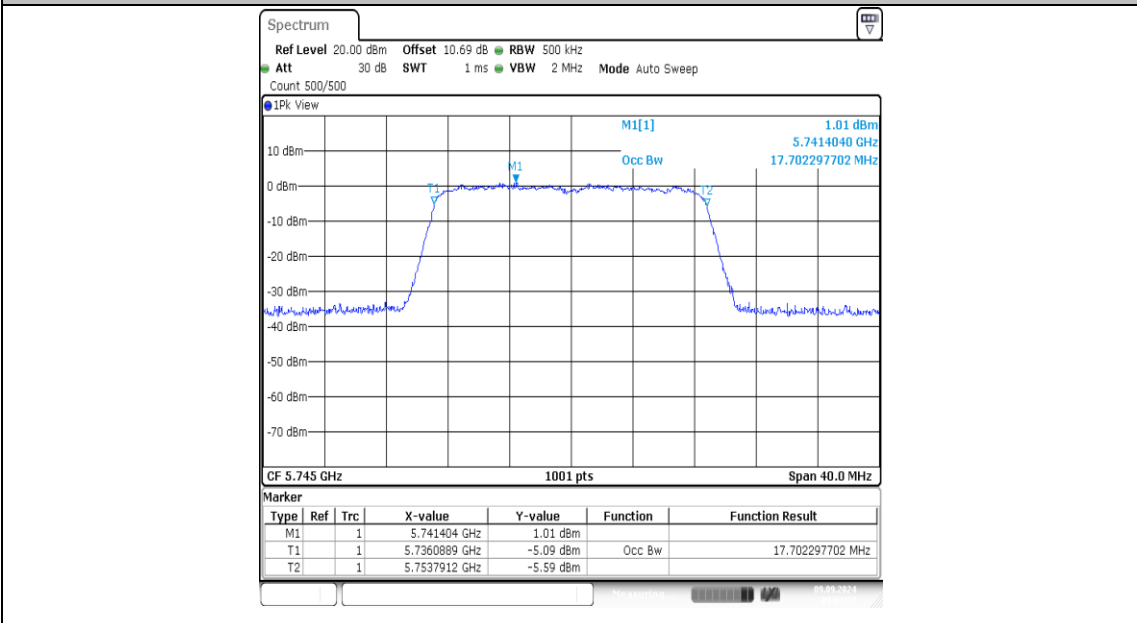
11A-Ant1-5825



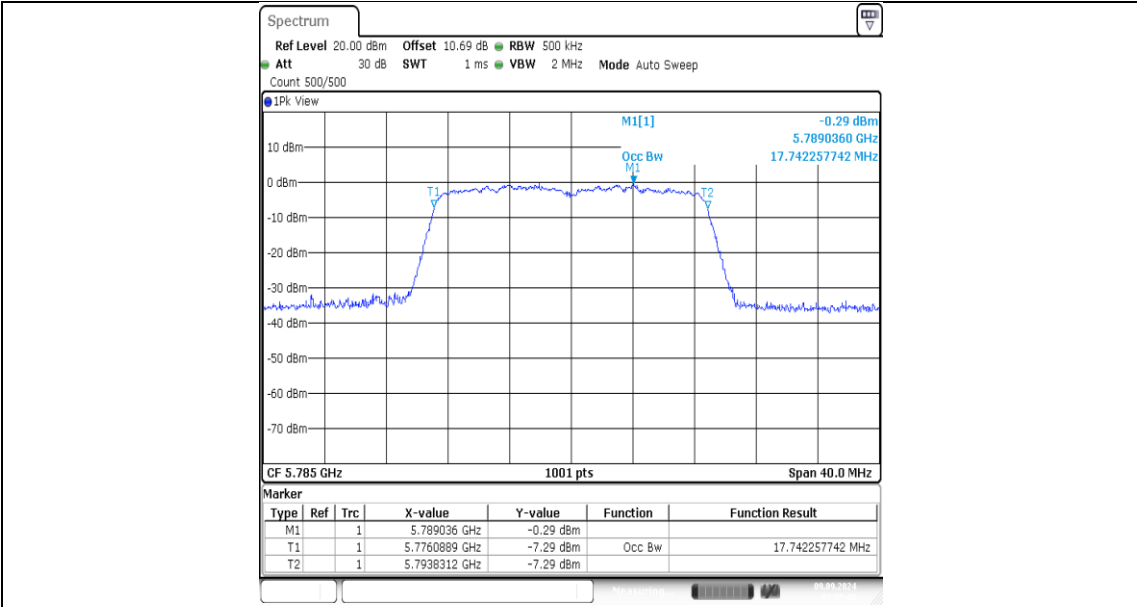
11A-Ant2-5825



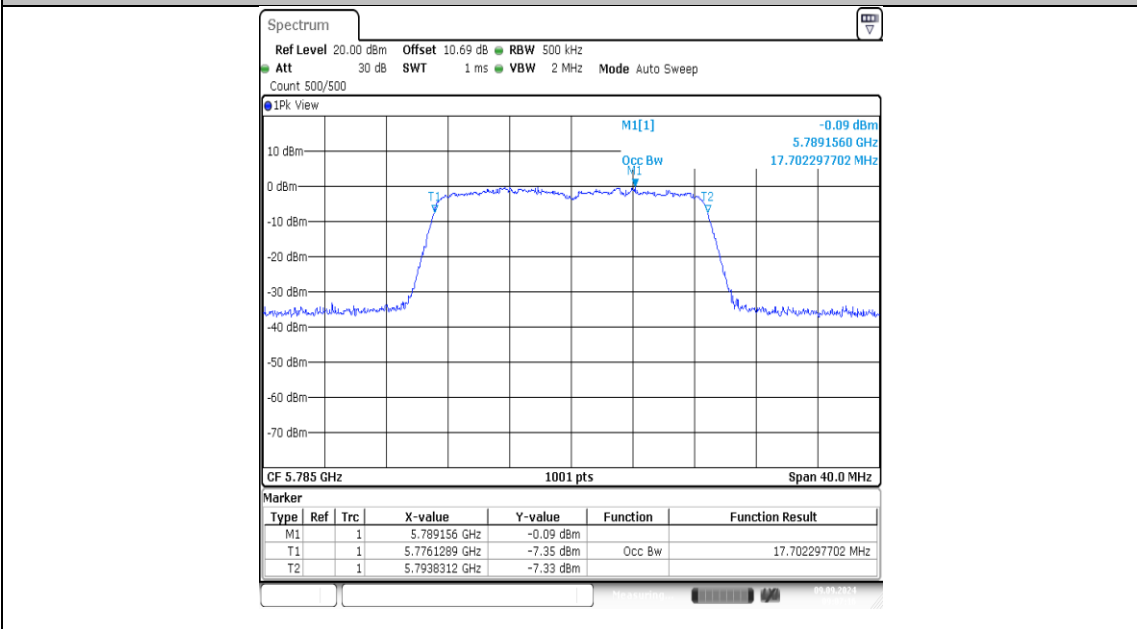
11N20MIMO-Ant1-5745



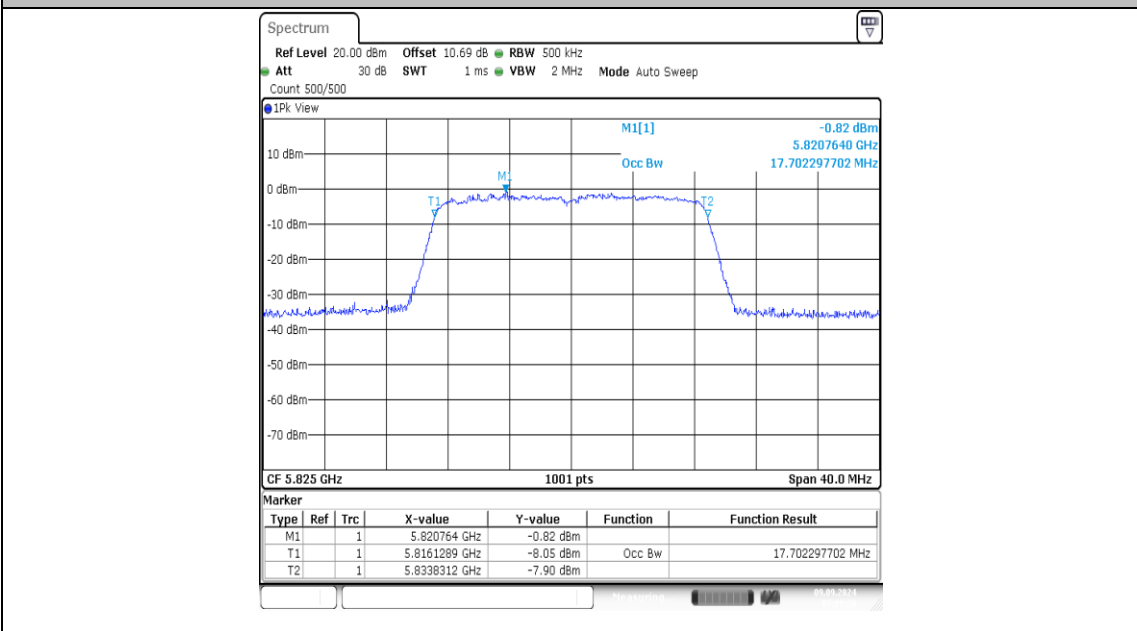
11N20MIMO-Ant2-5745



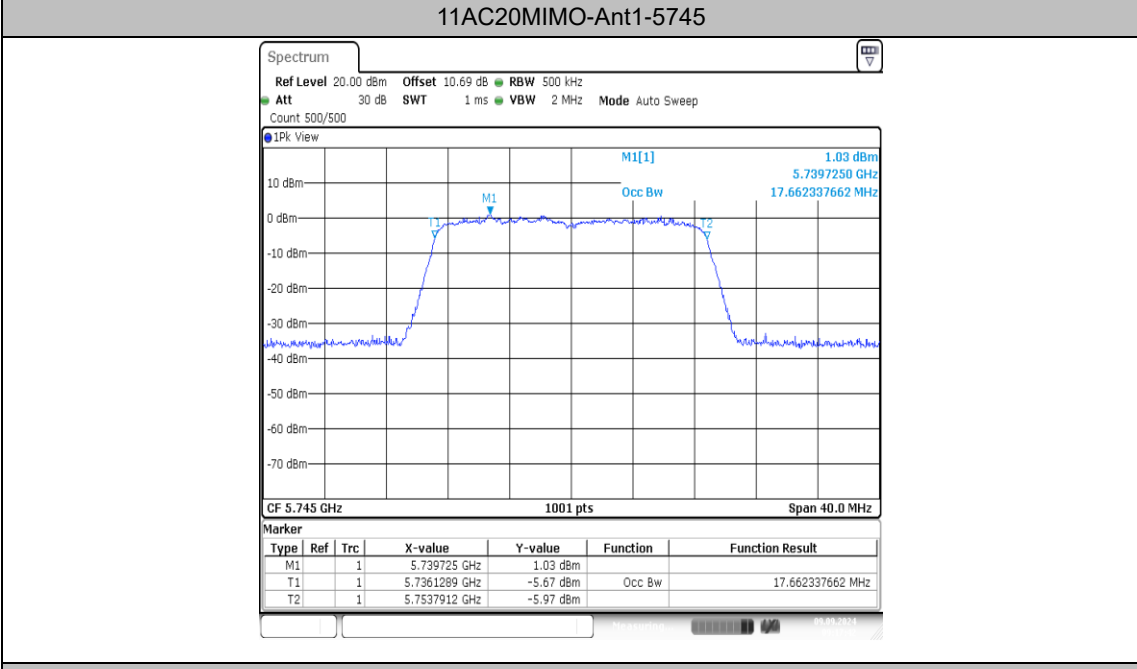
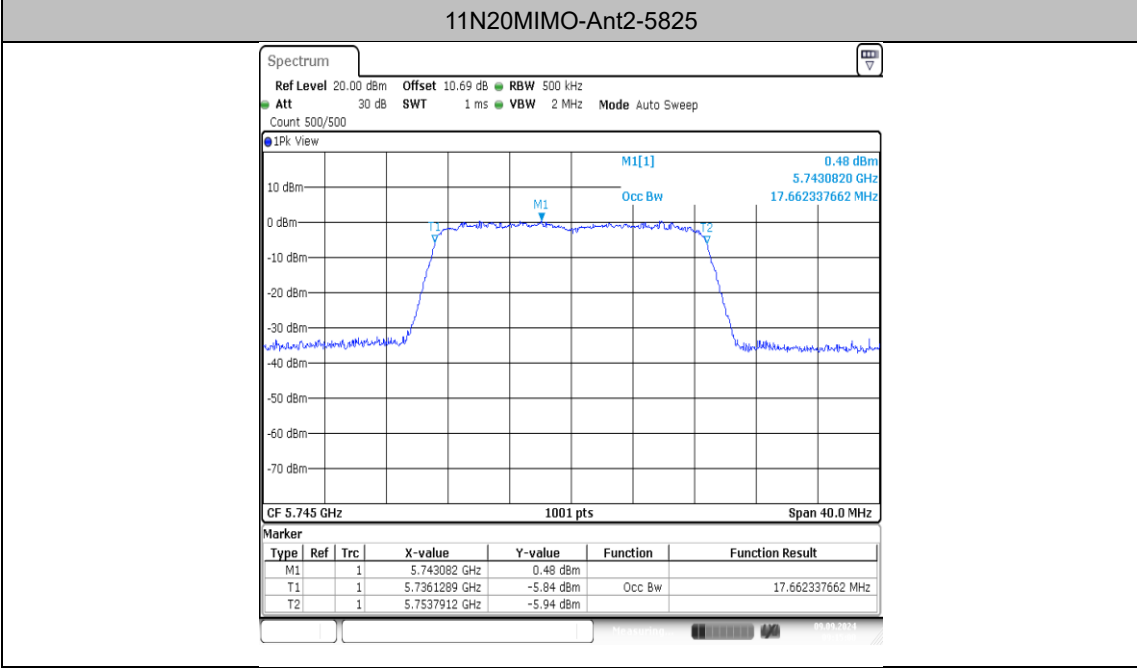
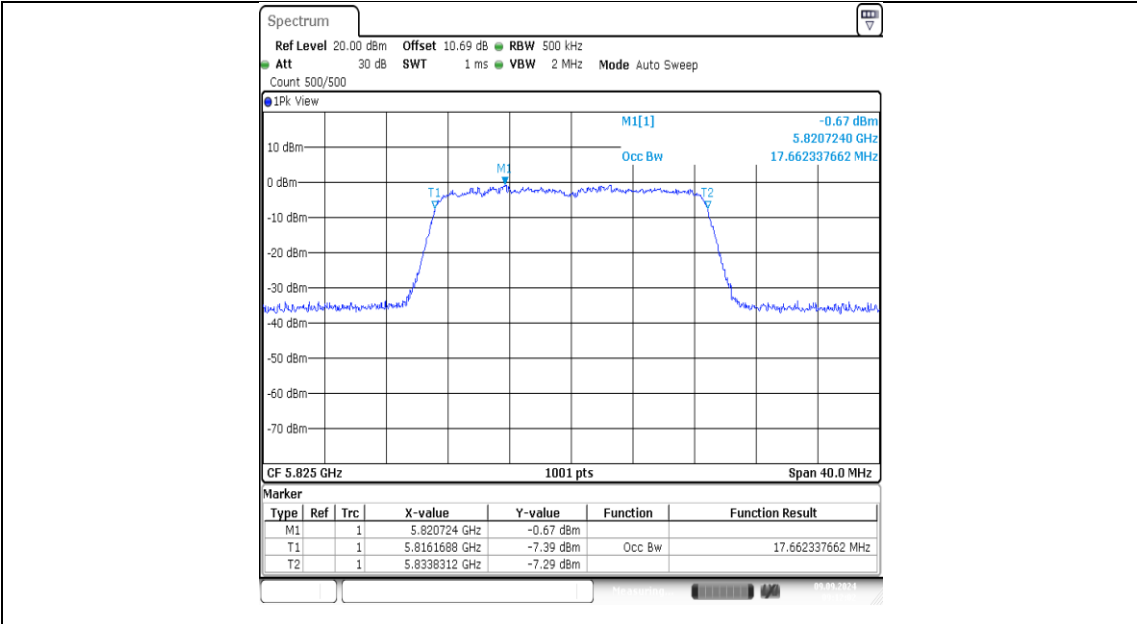
11N20MIMO-Ant1-5785

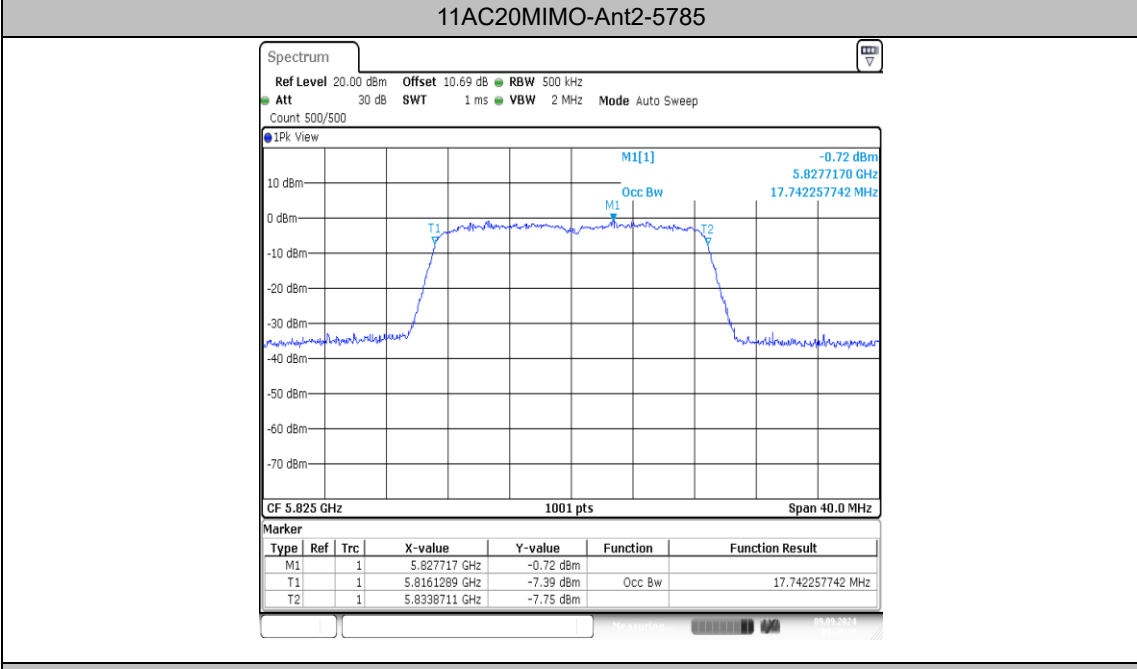
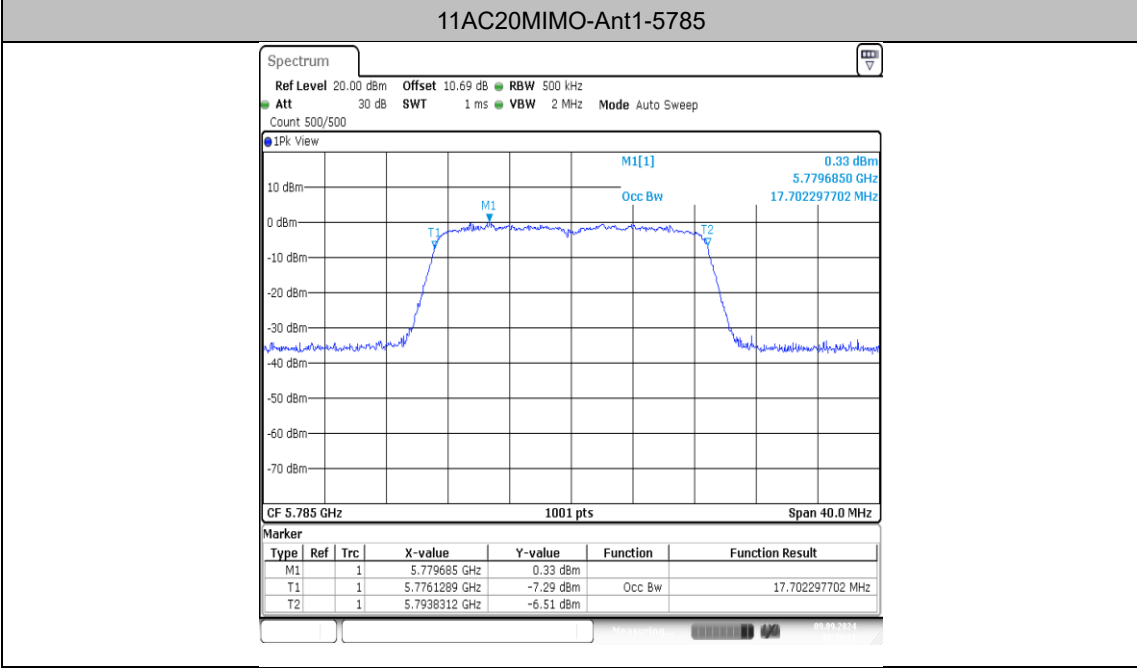
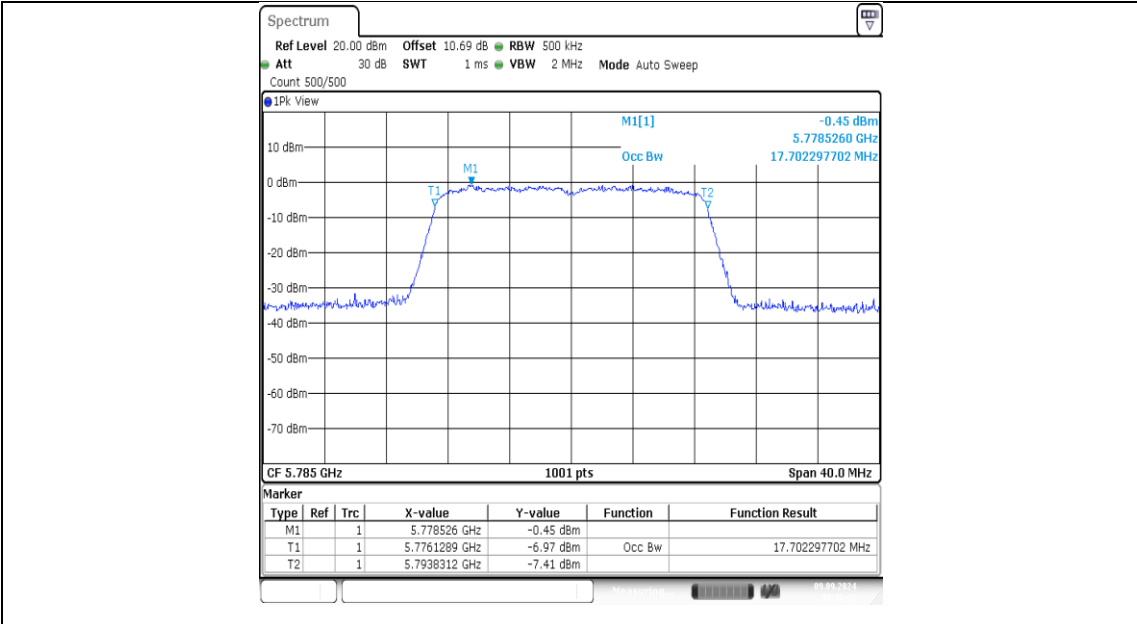


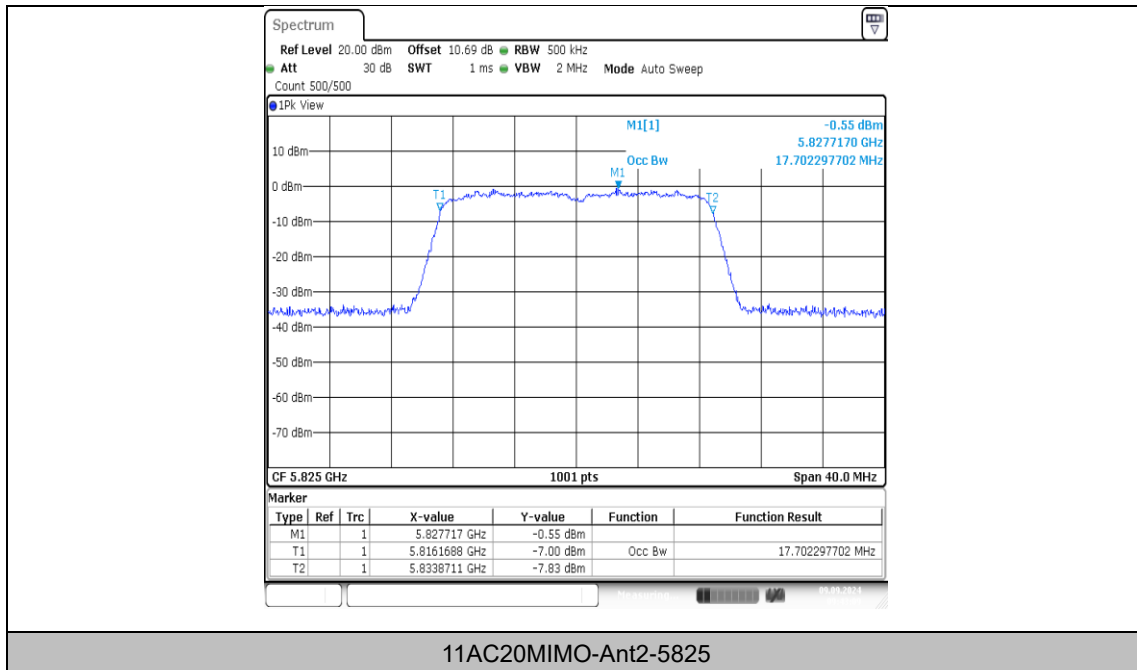
11N20MIMO-Ant2-5785



11N20MIMO-Ant1-5825







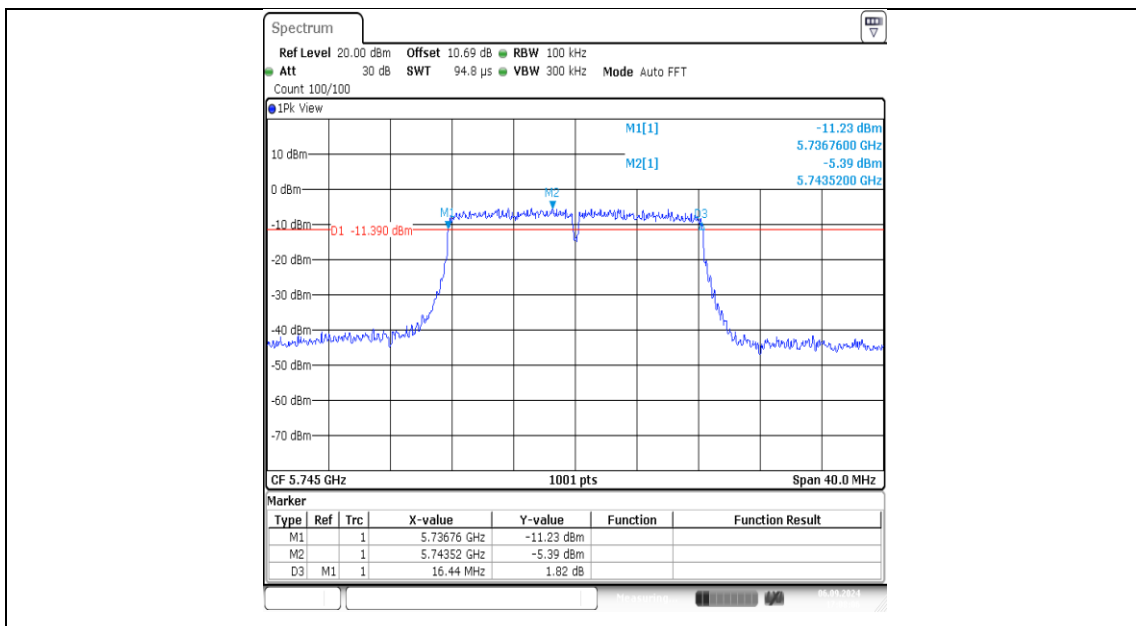
11AC20MIMO-Ant2-5825

Appendix A: Min emission bandwidth

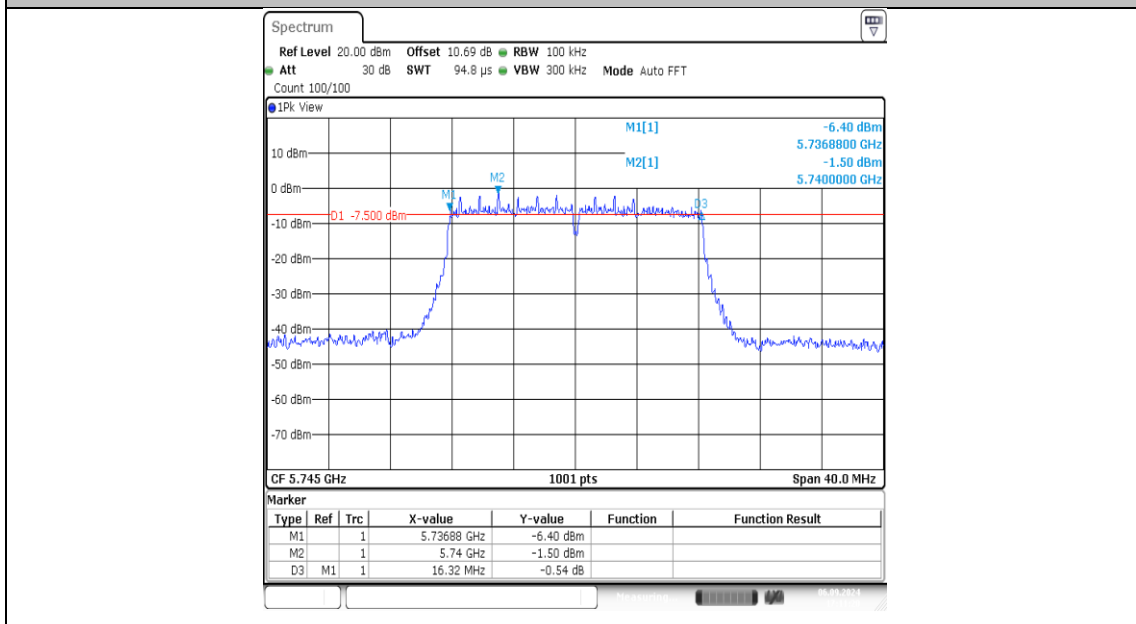
Test Result

Test Mode	Antenna	Frequency [MHz]	6db EBW [MHz]	FL [MHz]	FH [MHz]	Limit [MHz]	Verdict
11A	Ant1	5745	16.44	5736.76	5753.20	0.5	PASS
11A	Ant2	5745	16.32	5736.88	5753.20	0.5	PASS
11A	Ant1	5785	16.36	5776.84	5793.20	0.5	PASS
11A	Ant2	5785	16.36	5776.84	5793.20	0.5	PASS
11A	Ant1	5825	16.08	5817.12	5833.20	0.5	PASS
11A	Ant2	5825	16.36	5816.84	5833.20	0.5	PASS
11N20MIMO	Ant1	5745	16.68	5736.40	5753.08	0.5	PASS
11N20MIMO	Ant2	5745	17.56	5736.16	5753.72	0.5	PASS
11N20MIMO	Ant1	5785	17.28	5776.20	5793.48	0.5	PASS
11N20MIMO	Ant2	5785	17.28	5776.20	5793.48	0.5	PASS
11N20MIMO	Ant1	5825	17.60	5816.16	5833.76	0.5	PASS
11N20MIMO	Ant2	5825	17.56	5816.20	5833.76	0.5	PASS
11AC20MIMO	Ant1	5745	17.60	5736.16	5753.76	0.5	PASS
11AC20MIMO	Ant2	5745	17.56	5736.20	5753.76	0.5	PASS
11AC20MIMO	Ant1	5785	17.56	5776.20	5793.76	0.5	PASS
11AC20MIMO	Ant2	5785	17.56	5776.20	5793.76	0.5	PASS
11AC20MIMO	Ant1	5825	17.56	5816.20	5833.76	0.5	PASS
11AC20MIMO	Ant2	5825	16.52	5816.84	5833.36	0.5	PASS

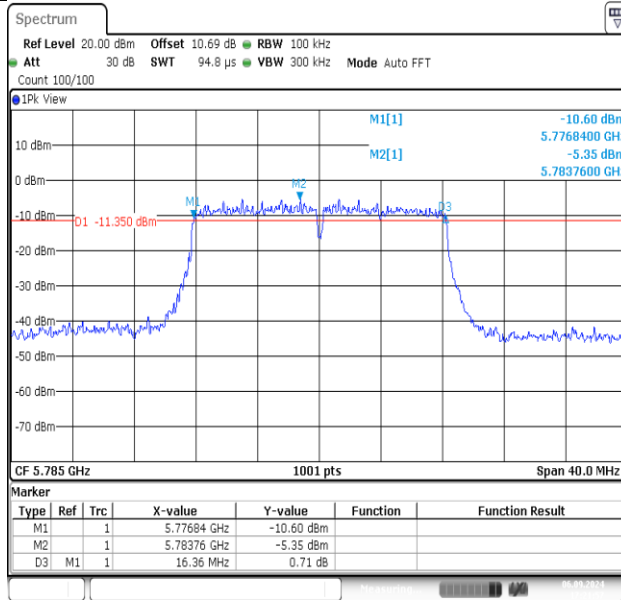
Test Graphs



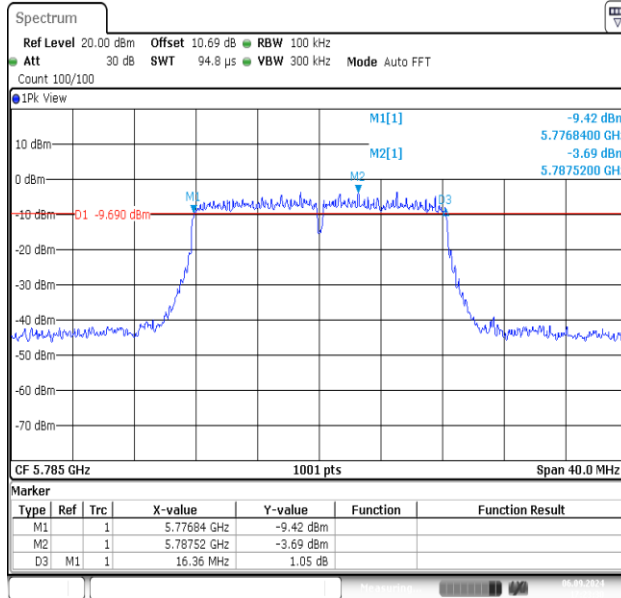
11A-Ant1-5745-PASS



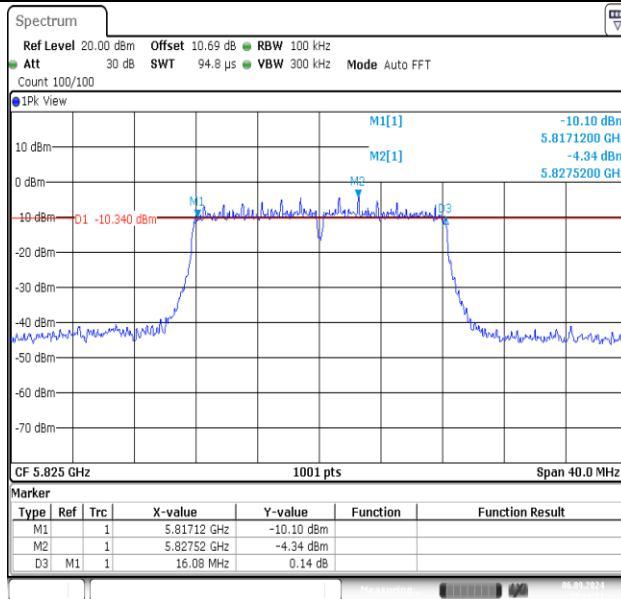
11A-Ant2-5745-PASS



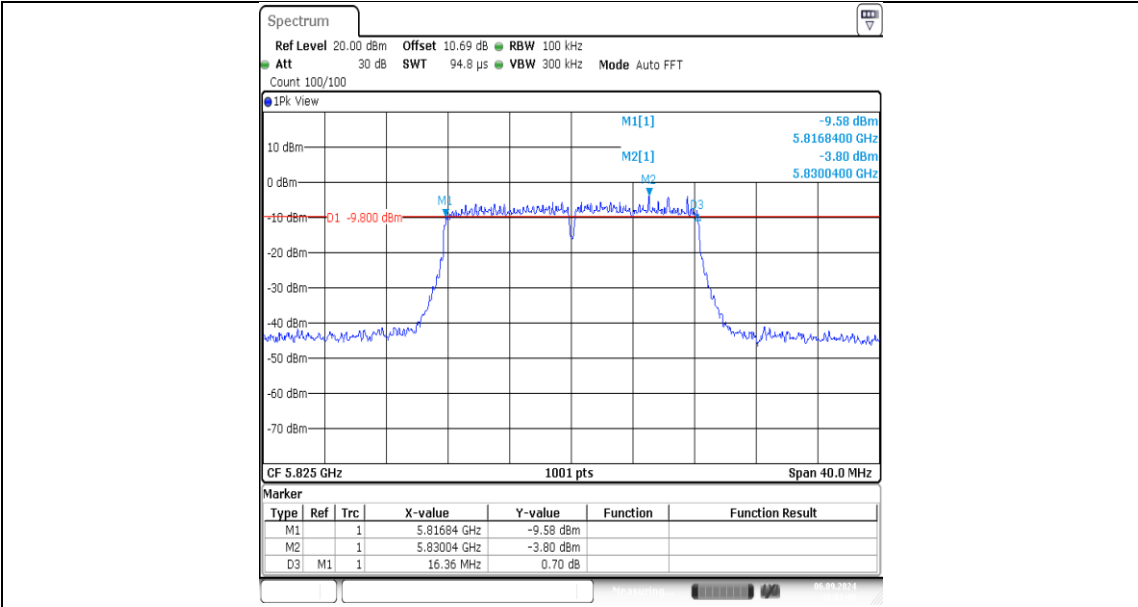
11A-Ant1-5785-PASS



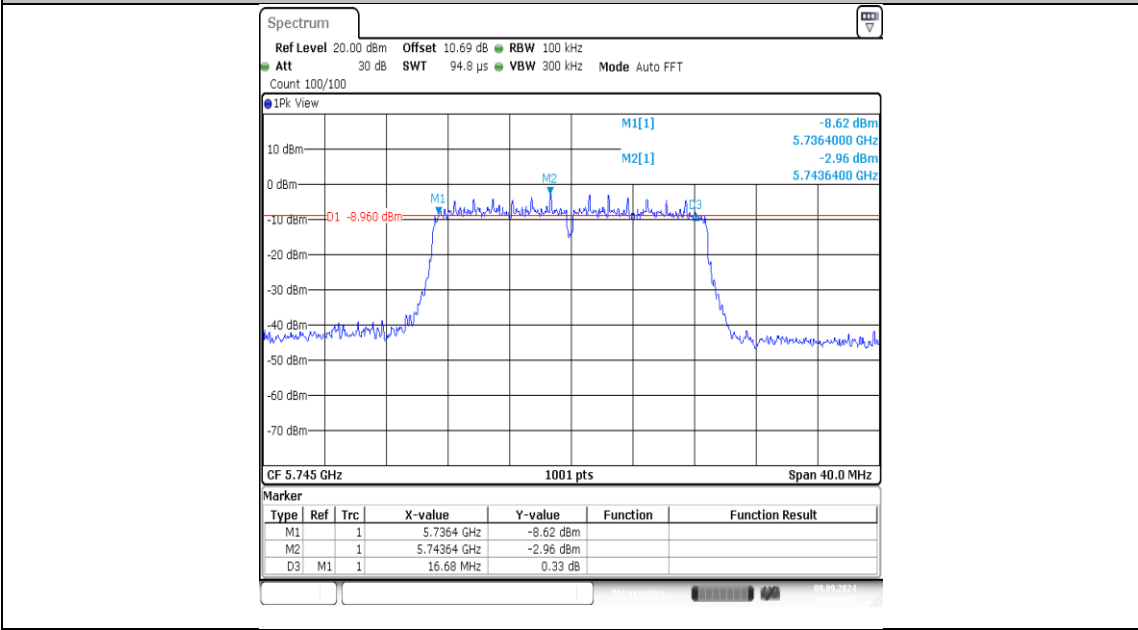
11A-Ant2-5785-PASS



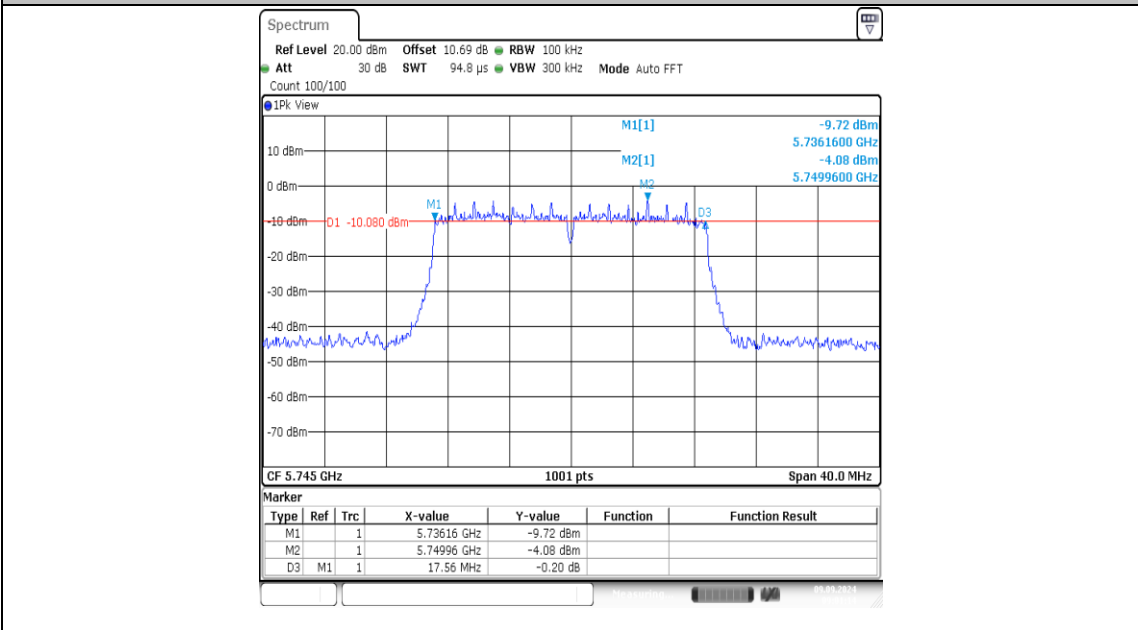
11A-Ant1-5825-PASS



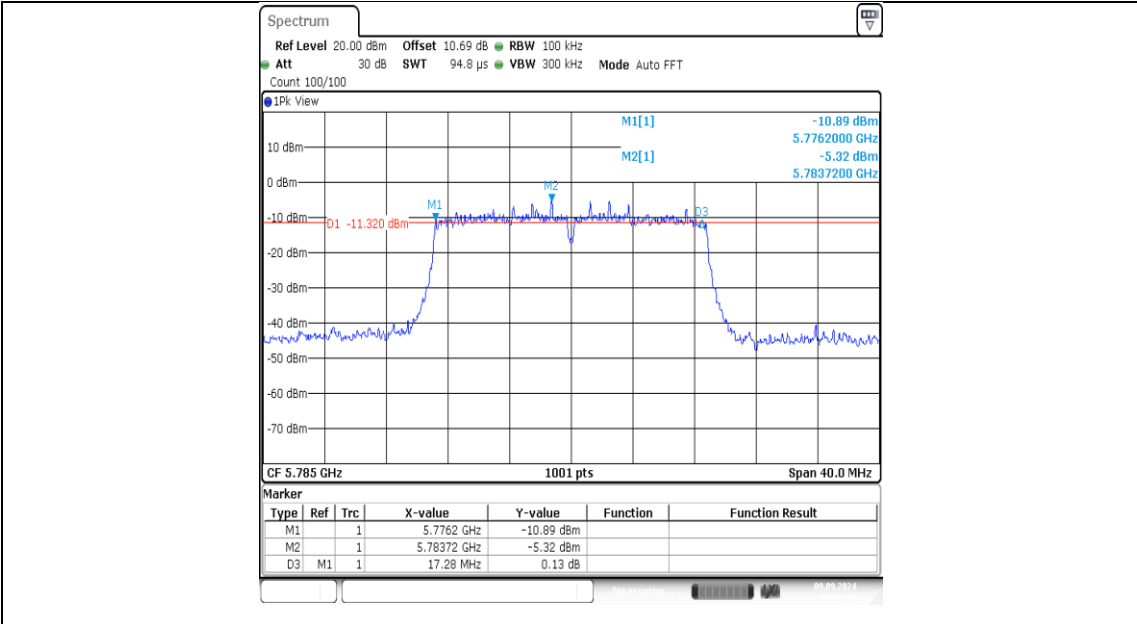
11A-Ant2-5825-PASS



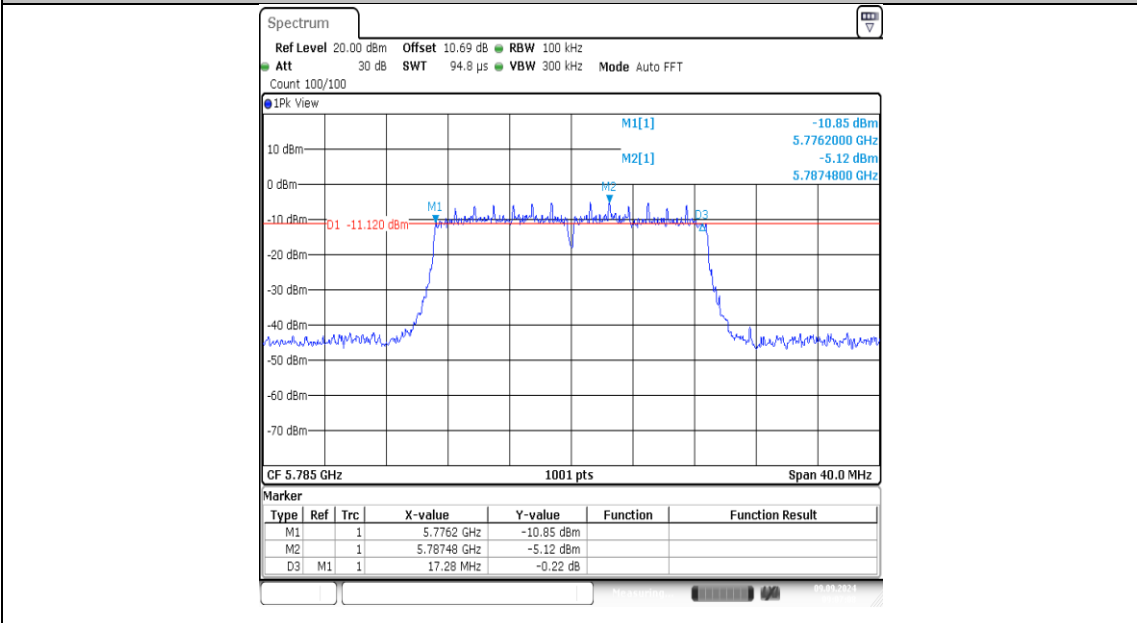
11N20MIMO-Ant1-5745-PASS



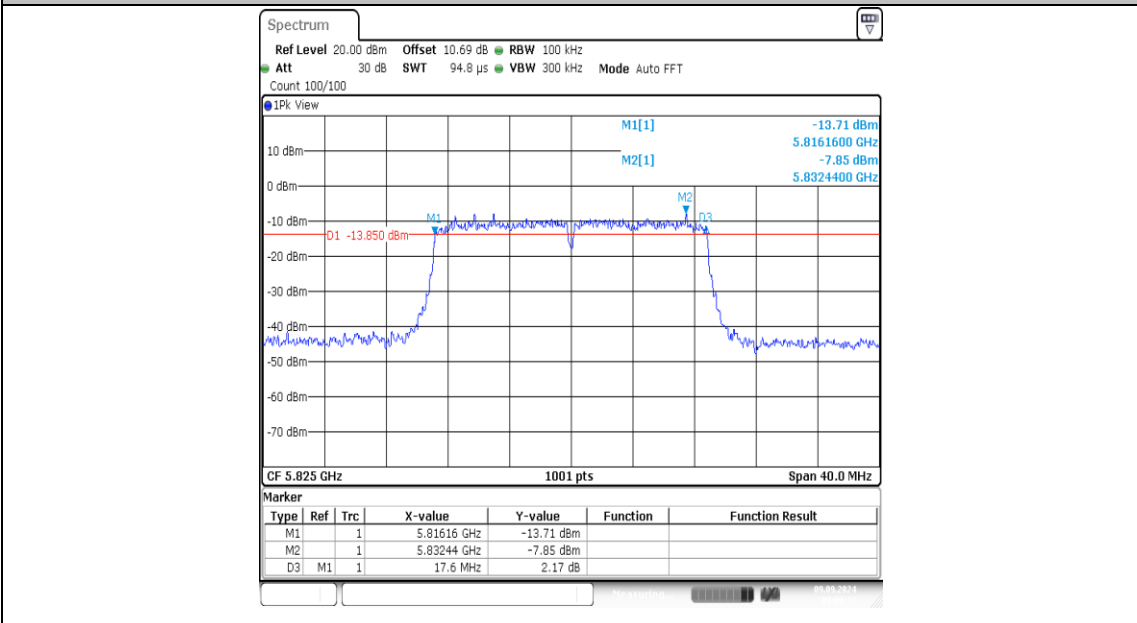
11N20MIMO-Ant2-5745-PASS



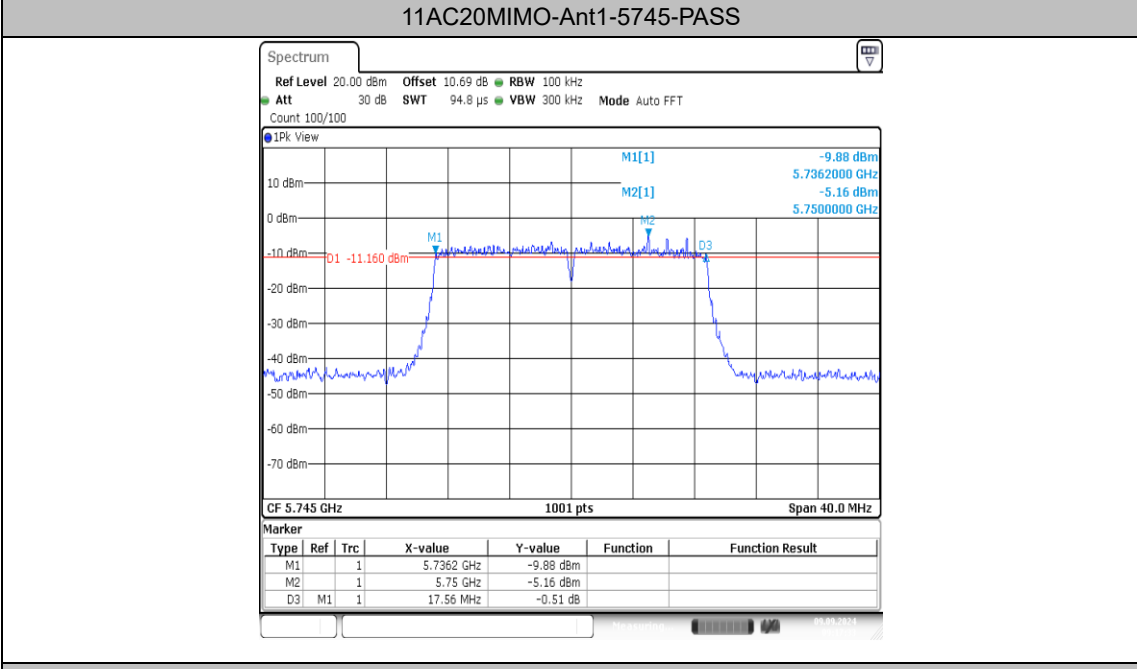
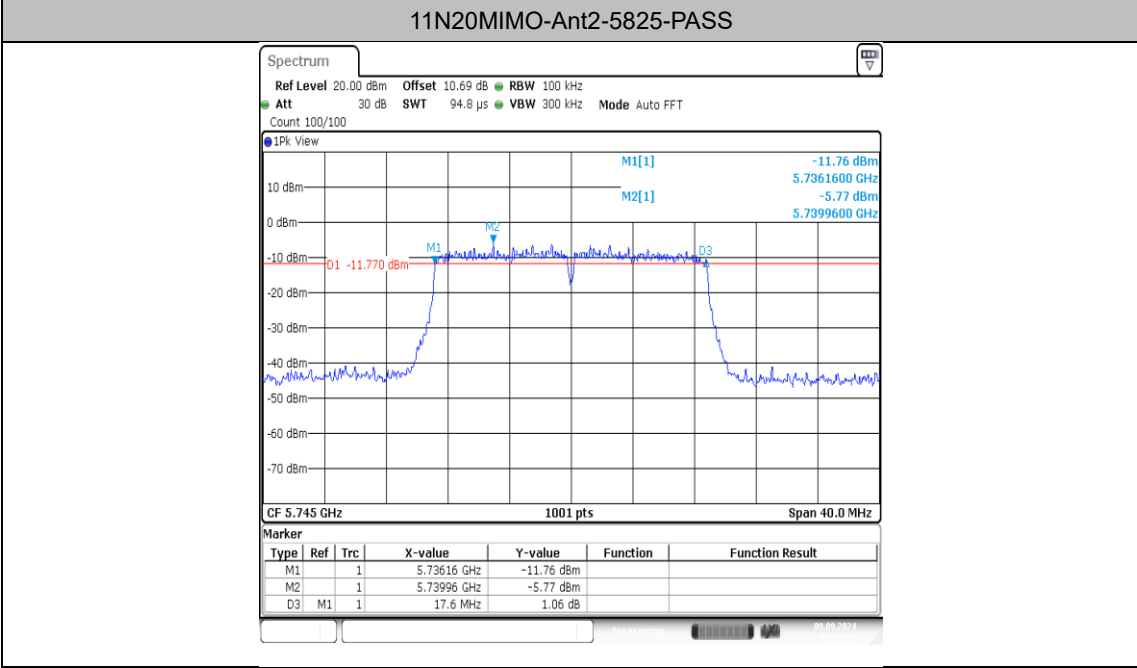
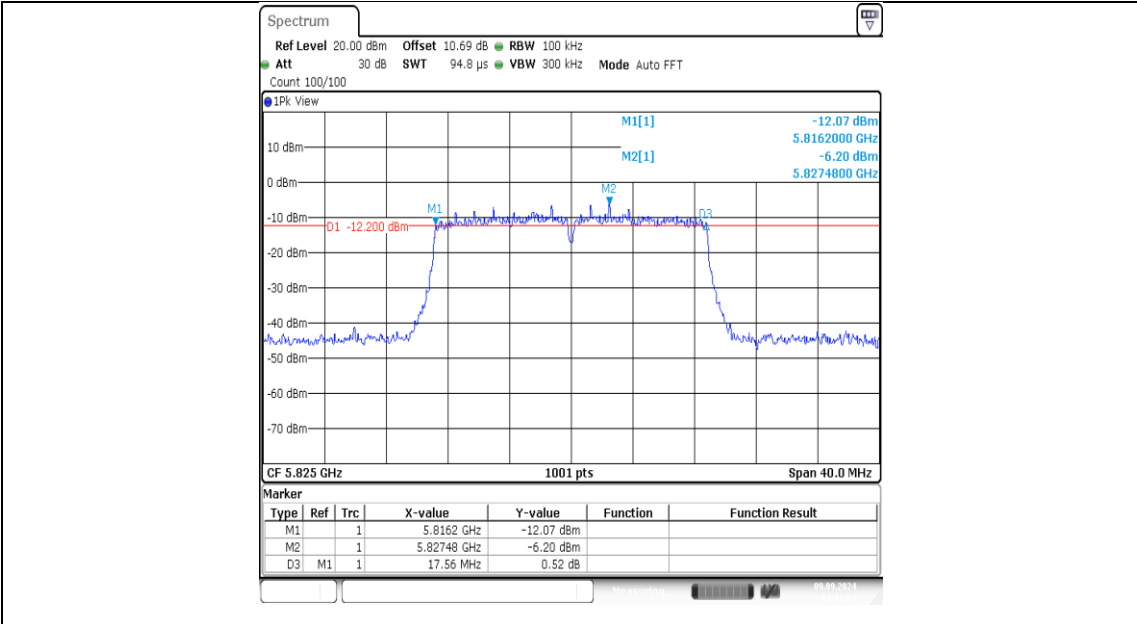
11N20MIMO-Ant1-5785-PASS

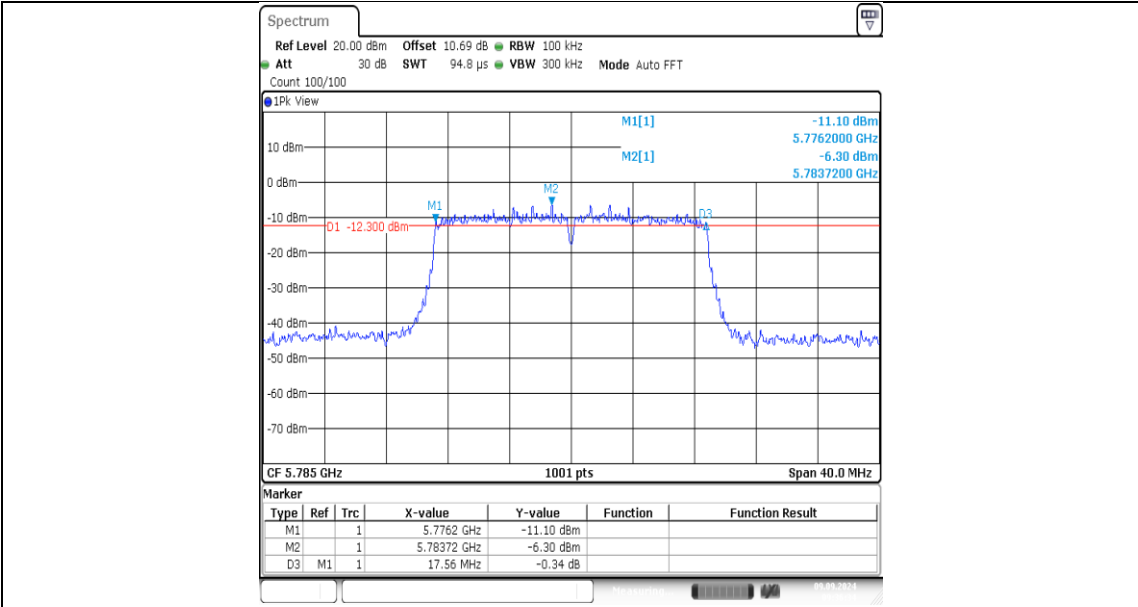


11N20MIMO-Ant2-5785-PASS

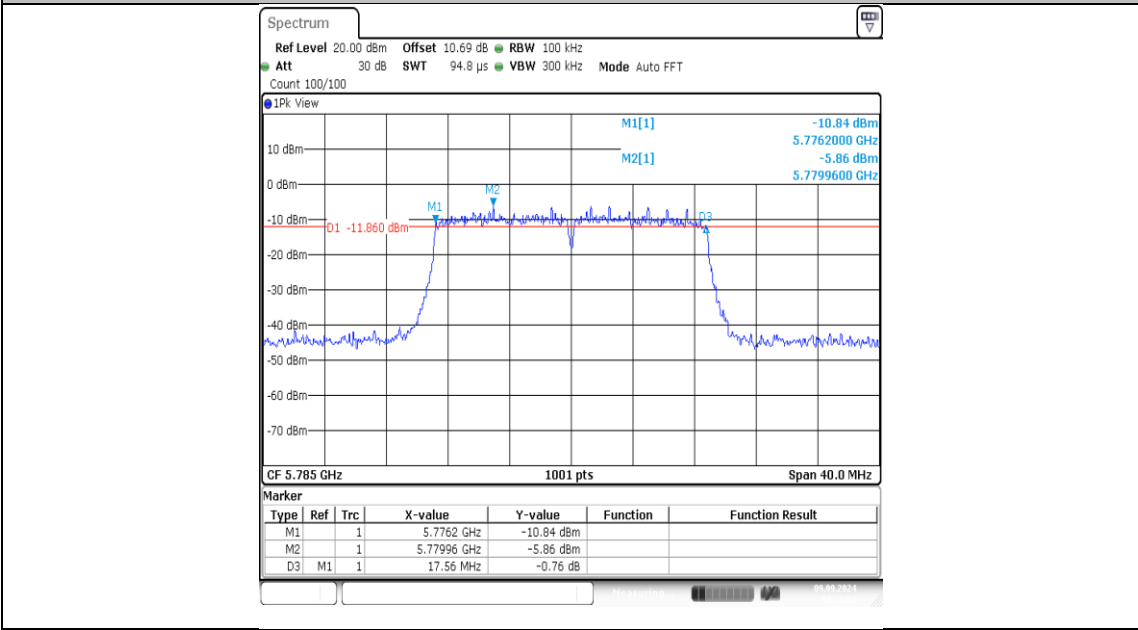


11N20MIMO-Ant1-5825-PASS

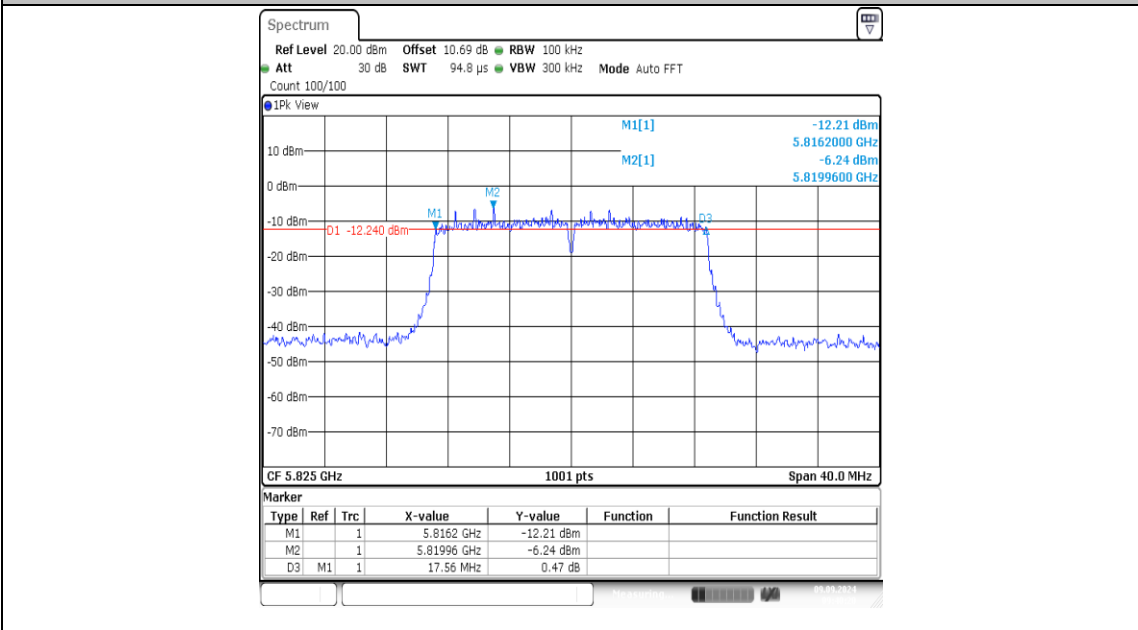




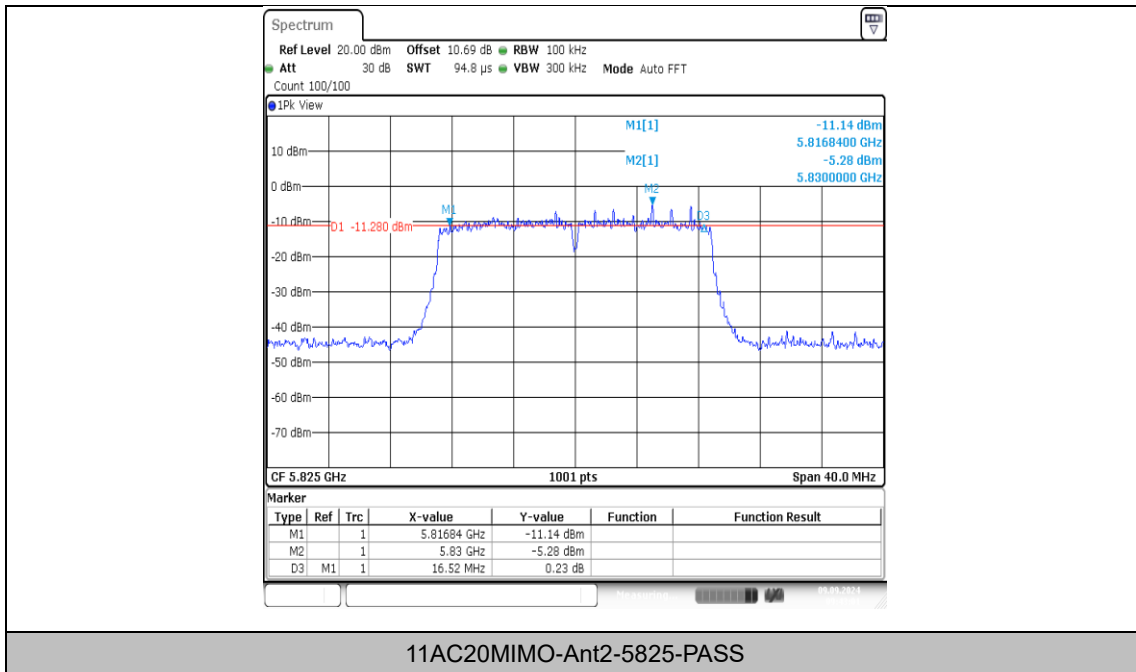
11AC20MIMO-Ant1-5785-PASS



11AC20MIMO-Ant2-5785-PASS



11AC20MIMO-Ant1-5825-PASS



Appendix B: Maximum conducted output power

Test Result

Test Mode	Antenna	Frequency [MHz]	Conducted Power [dBm]	Conducted Limit [dBm]	Verdict
11A	Ant1	5745	3.72	≤30.00	PASS
11A	Ant2	5745	3.98	≤30.00	PASS
11A	Ant1	5785	2.78	≤30.00	PASS
11A	Ant2	5785	3.24	≤30.00	PASS
11A	Ant1	5825	2.30	≤30.00	PASS
11A	Ant2	5825	2.45	≤30.00	PASS
11N20MIMO	Ant1	5745	2.68	≤30.00	PASS
11N20MIMO	Ant2	5745	2.51	≤30.00	PASS
11N20MIMO	total	5745	5.61	≤30.00	PASS
11N20MIMO	Ant1	5785	1.75	≤30.00	PASS
11N20MIMO	Ant2	5785	1.78	≤30.00	PASS
11N20MIMO	total	5785	4.78	≤30.00	PASS
11N20MIMO	Ant1	5825	1.25	≤30.00	PASS
11N20MIMO	Ant2	5825	1.17	≤30.00	PASS
11N20MIMO	total	5825	4.22	≤30.00	PASS
11AC20MIMO	Ant1	5745	2.76	≤30.00	PASS
11AC20MIMO	Ant2	5745	2.74	≤30.00	PASS
11AC20MIMO	total	5745	5.76	≤30.00	PASS
11AC20MIMO	Ant1	5785	1.74	≤30.00	PASS
11AC20MIMO	Ant2	5785	1.95	≤30.00	PASS
11AC20MIMO	total	5785	4.86	≤30.00	PASS
11AC20MIMO	Ant1	5825	1.17	≤30.00	PASS
11AC20MIMO	Ant2	5825	1.16	≤30.00	PASS
11AC20MIMO	total	5825	4.18	≤30.00	PASS

Note: The Duty Cycle Factor is compensated in the result.

Appendix C: Maximum power spectral density

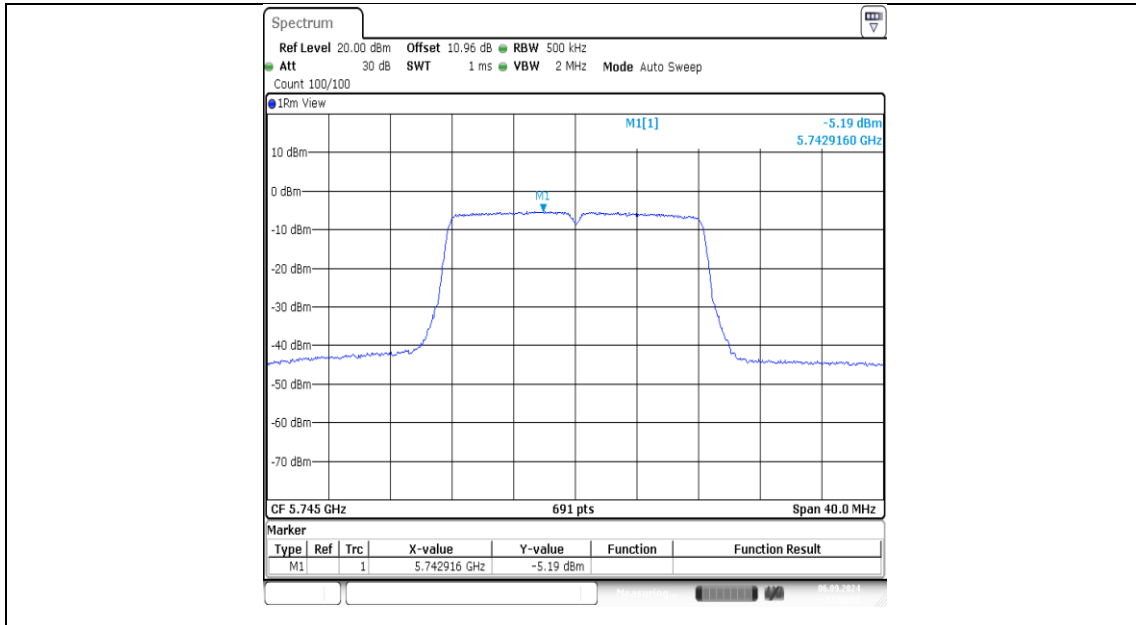
Test Result

Frequency [MHz]	Test Mode	Antenna	Result [dBm/MHz]	Limit [dBm/MHz]	Verdict
5745	11A	Ant1	-5.19	≤30.00	PASS
5745	11A	Ant2	-4.37	≤30.00	PASS
5785	11A	Ant1	-6.31	≤30.00	PASS
5785	11A	Ant2	-5.01	≤30.00	PASS
5825	11A	Ant1	-6.99	≤30.00	PASS
5825	11A	Ant2	-5.98	≤30.00	PASS
5745	11N20M IMO	Ant1	-4.05	≤30.00	PASS
5745	11N20M IMO	Ant2	-7.10	≤30.00	PASS
5745	11N20M IMO	total	-2.30	≤30.00	PASS
5785	11N20M IMO	Ant1	-8.61	≤30.00	PASS
5785	11N20M IMO	Ant2	-8.06	≤30.00	PASS
5785	11N20M IMO	total	-5.32	≤30.00	PASS
5825	11N20M IMO	Ant1	-8.94	≤30.00	PASS
5825	11N20M IMO	Ant2	-8.59	≤30.00	PASS
5825	11N20M IMO	total	-5.75	≤30.00	PASS
5745	11AC20 MIMO	Ant1	-7.42	≤30.00	PASS
5745	11AC20 MIMO	Ant2	-7.41	≤30.00	PASS
5745	11AC20 MIMO	total	-4.40	≤30.00	PASS
5785	11AC20 MIMO	Ant1	-8.31	≤30.00	PASS
5785	11AC20 MIMO	Ant2	-8.13	≤30.00	PASS
5785	11AC20 MIMO	total	-5.21	≤30.00	PASS
5825	11AC20 MIMO	Ant1	-8.75	≤30.00	PASS
5825	11AC20 MIMO	Ant2	-6.78	≤30.00	PASS
5825	11AC20	total	-4.64	≤30.00	PASS

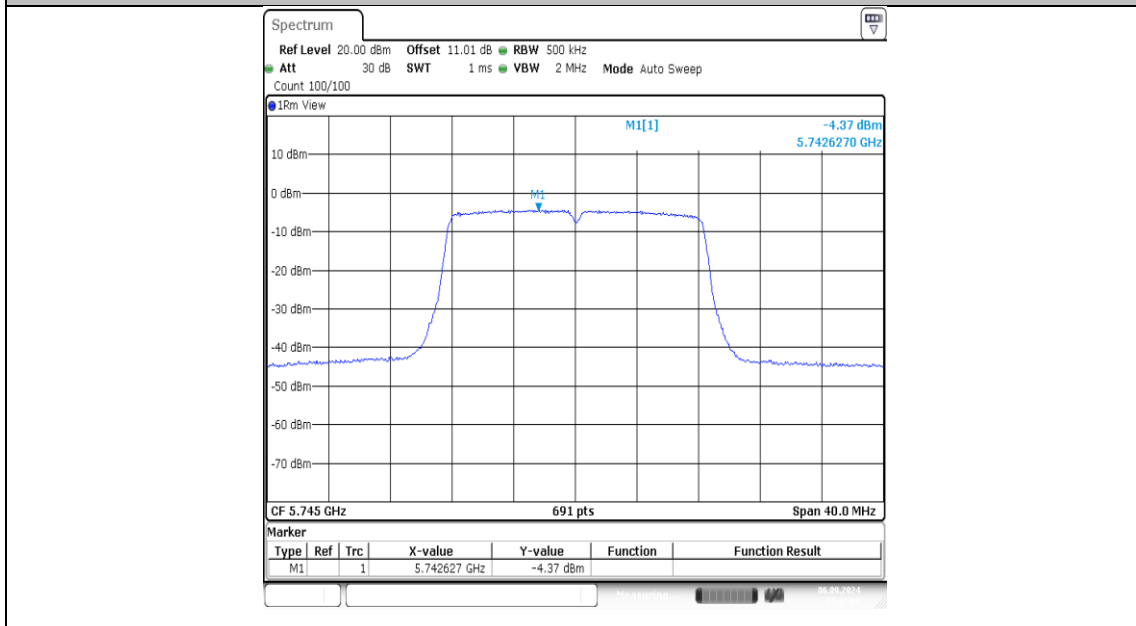
	MIMO				
--	------	--	--	--	--

Note: 1.The Result and Limit Unit is dBm/500 kHz in the band 5.725–5.85 GHz.
2.The Duty Cycle Factor and RBW Factor is compensated in the graph.

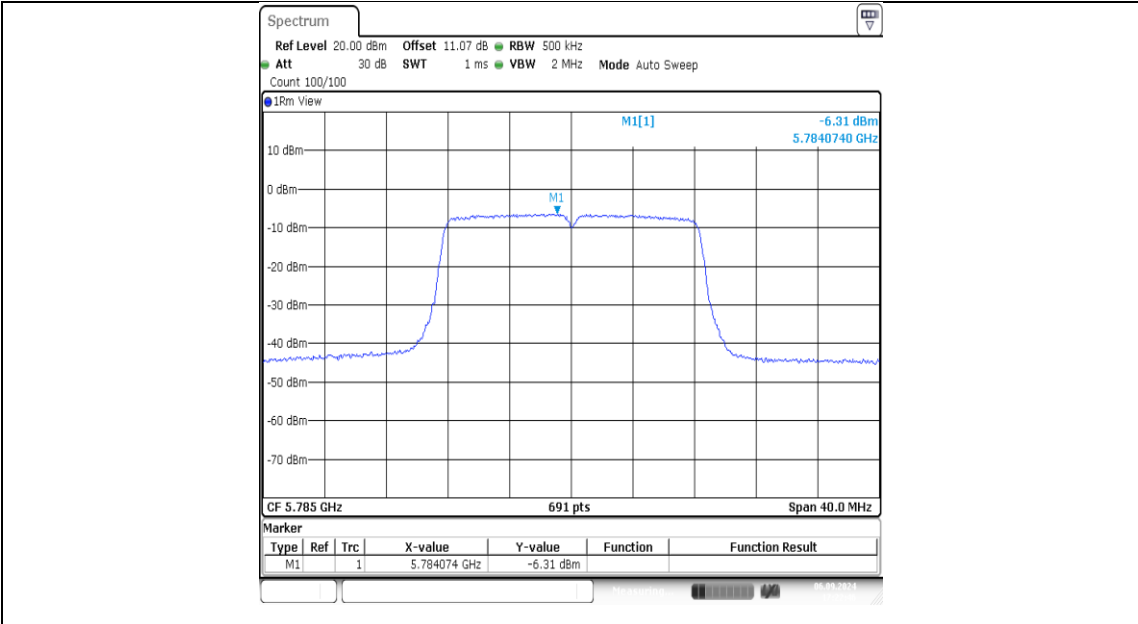
Test Graphs



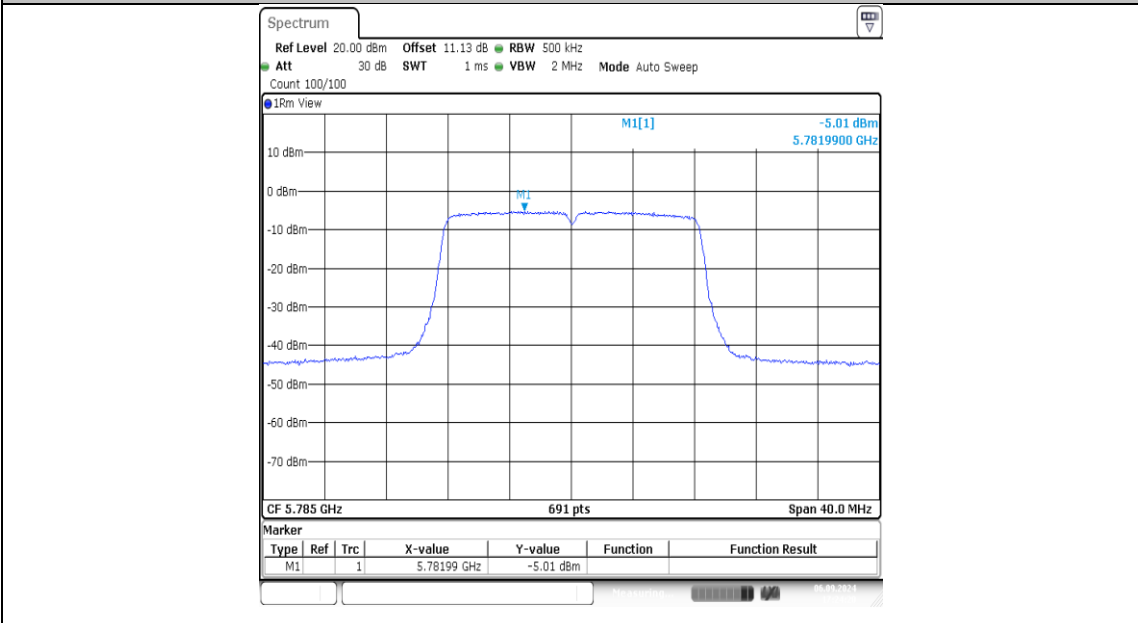
11A-Ant1-5745-PASS



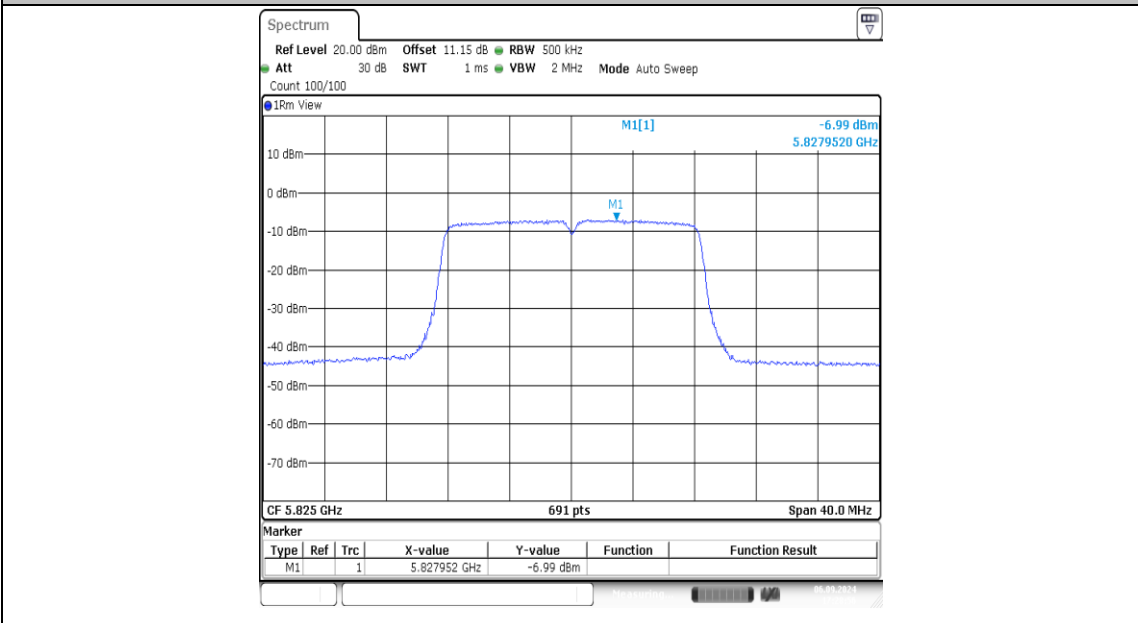
11A-Ant2-5745-PASS



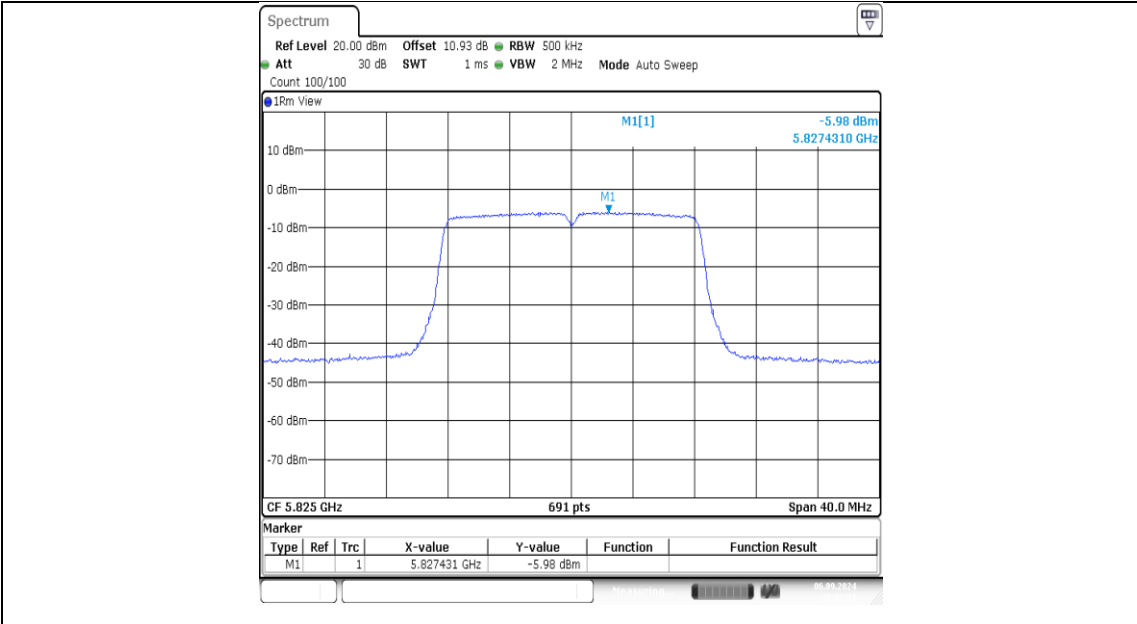
11A-Ant1-5785-PASS



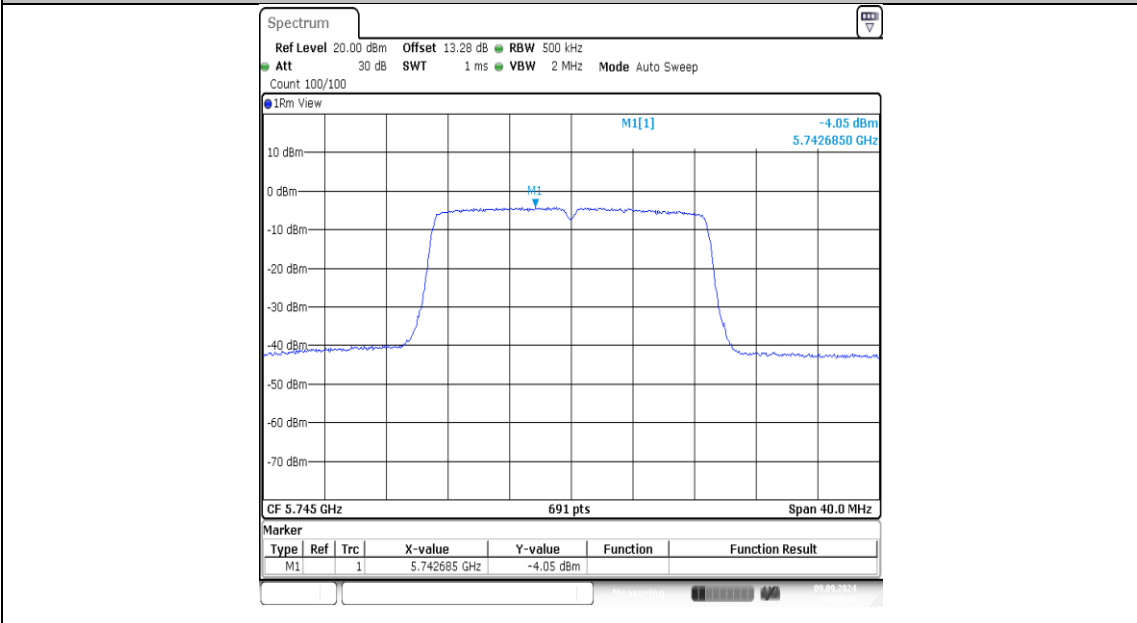
11A-Ant2-5785-PASS



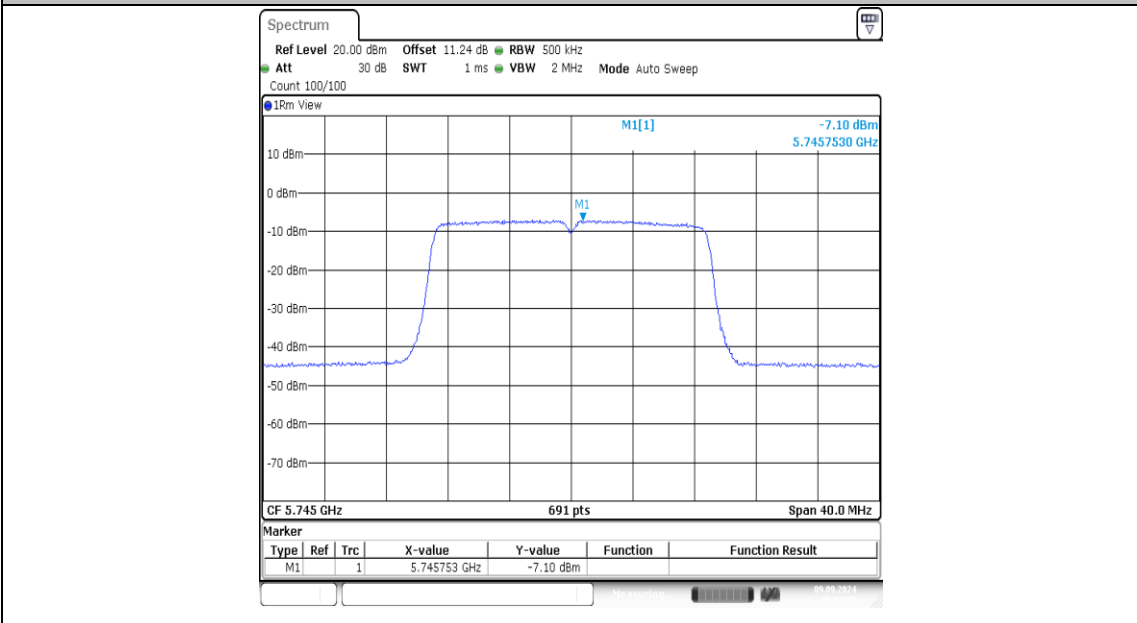
11A-Ant1-5825-PASS



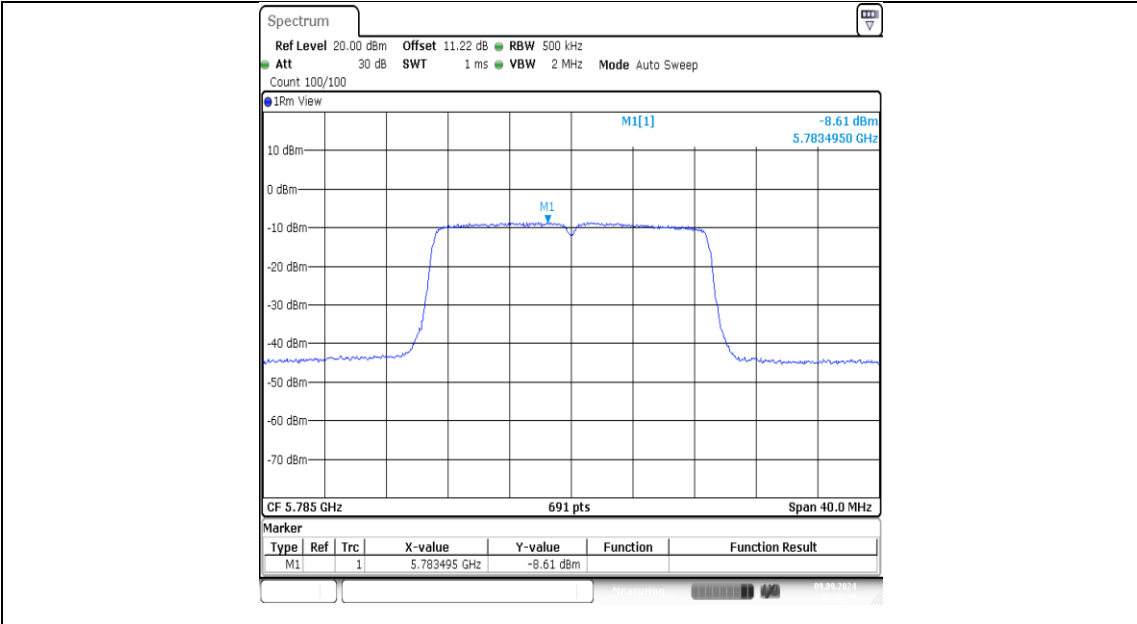
11A-Ant2-5825-PASS



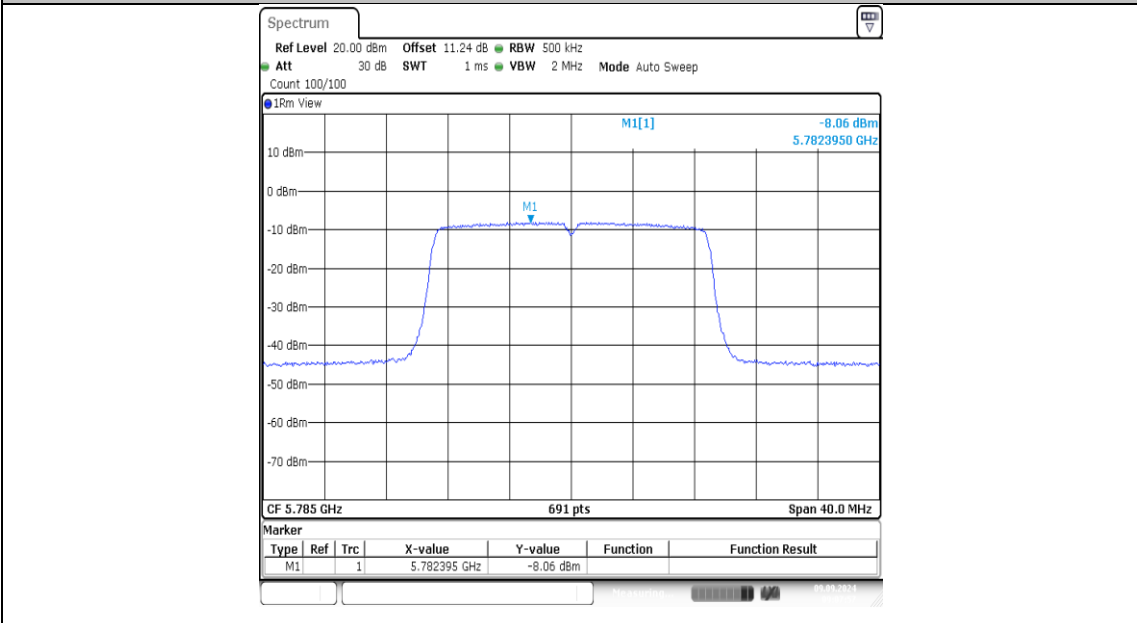
11N20MIMO-Ant1-5745-PASS



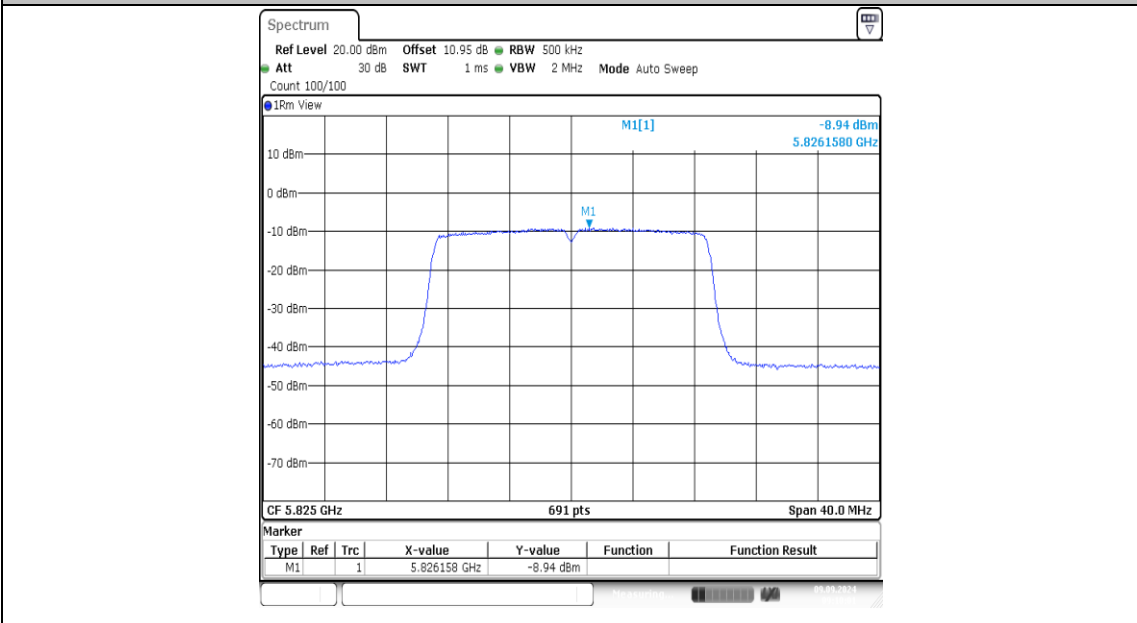
11N20MIMO-Ant2-5745-PASS



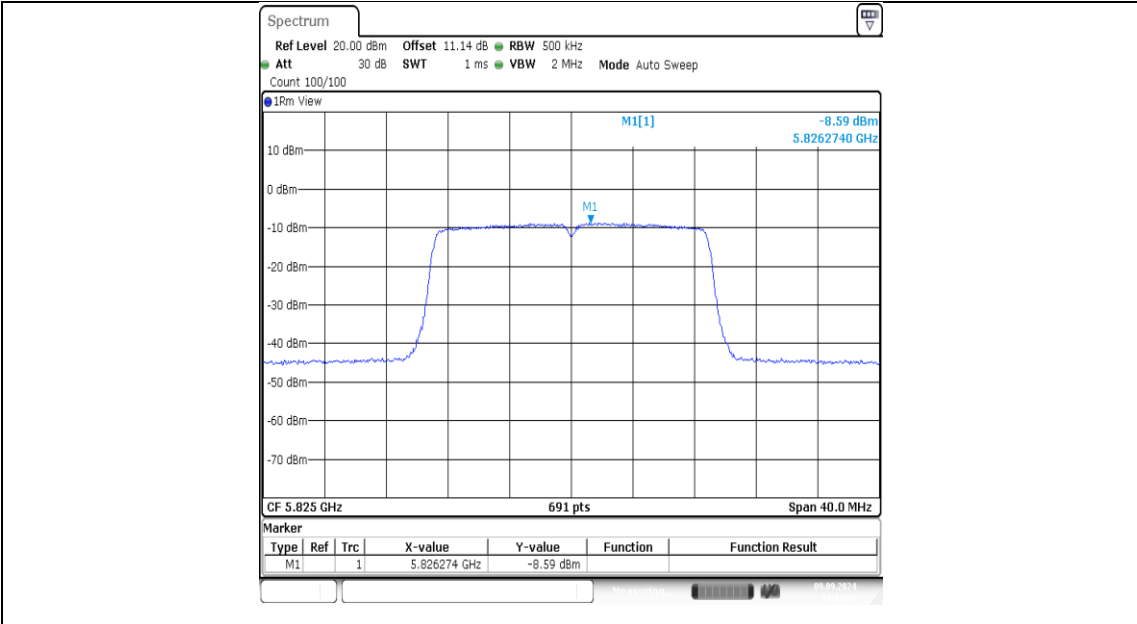
11N20MIMO-Ant1-5785-PASS



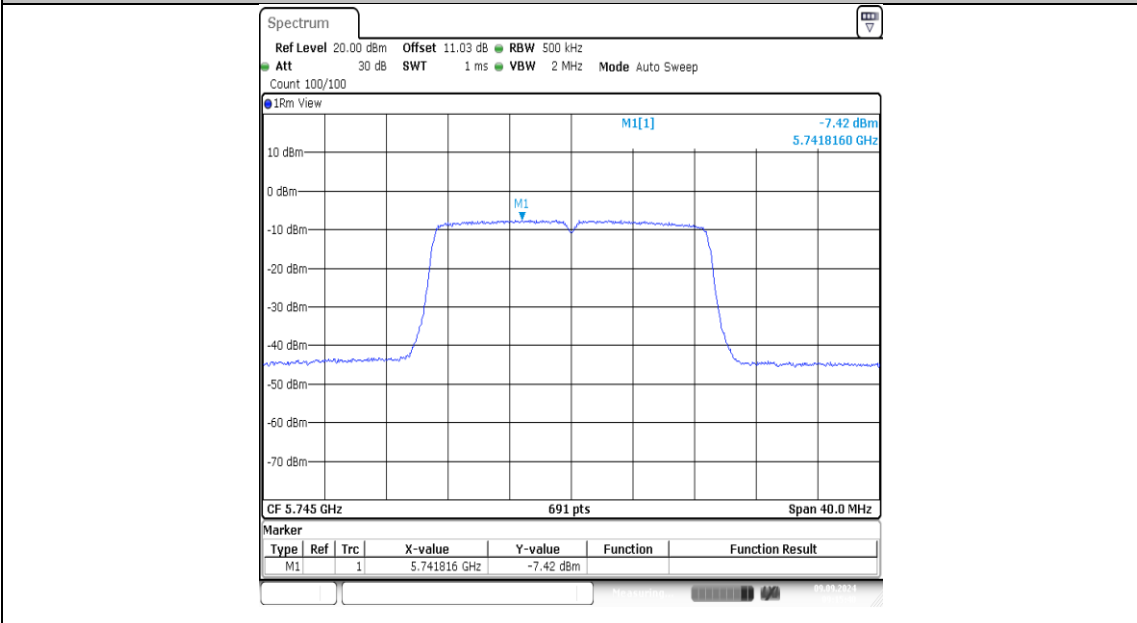
11N20MIMO-Ant2-5785-PASS



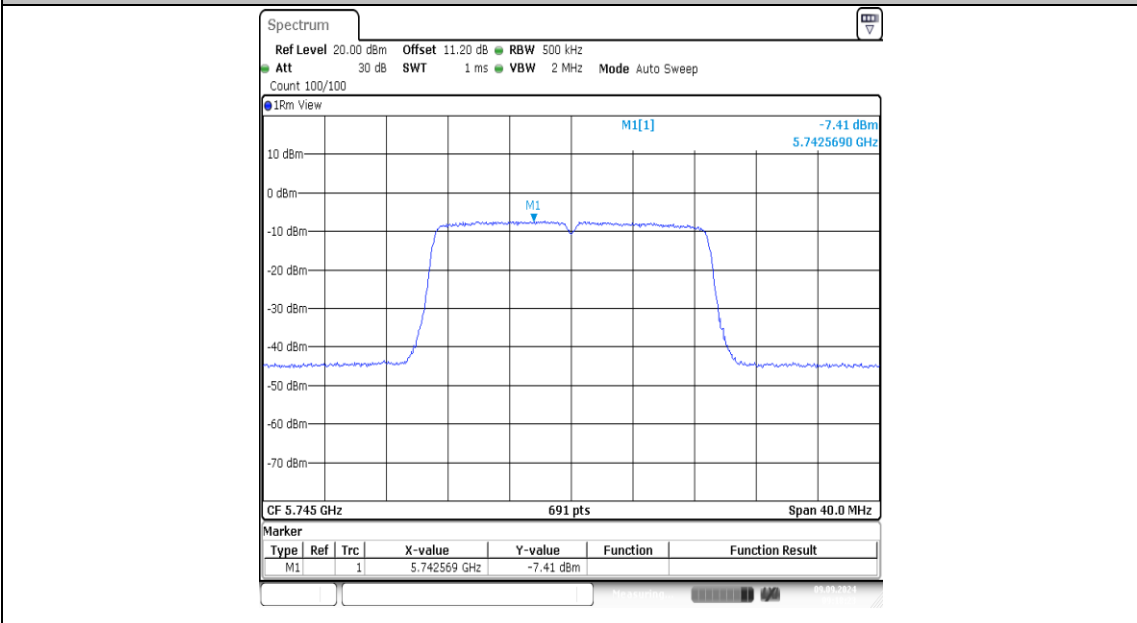
11N20MIMO-Ant1-5825-PASS



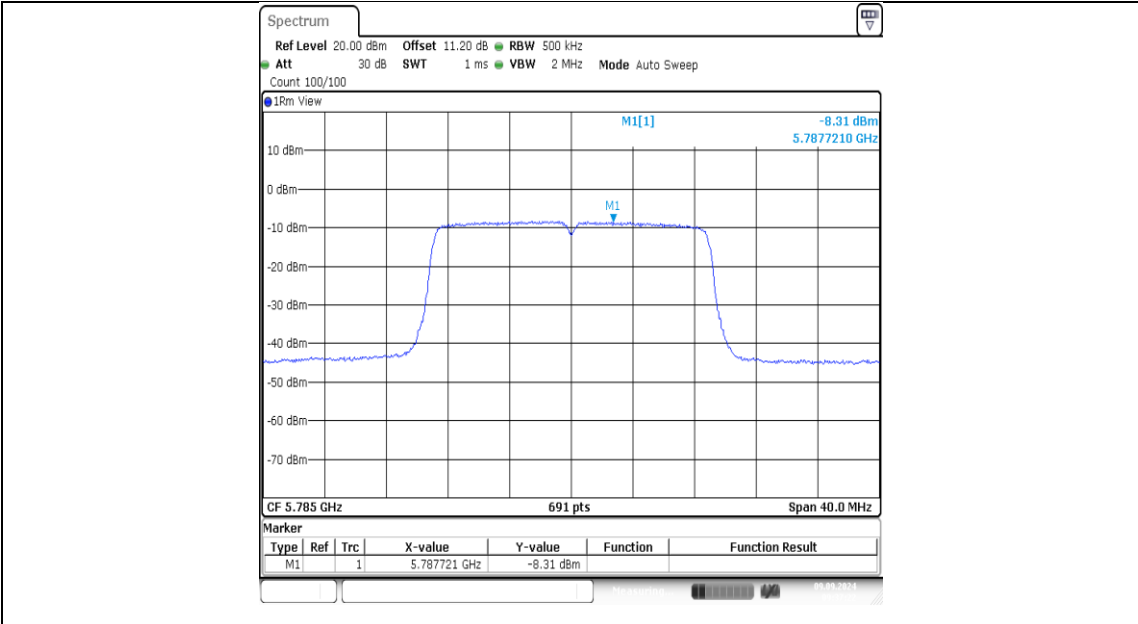
11N20MIMO-Ant2-5825-PASS



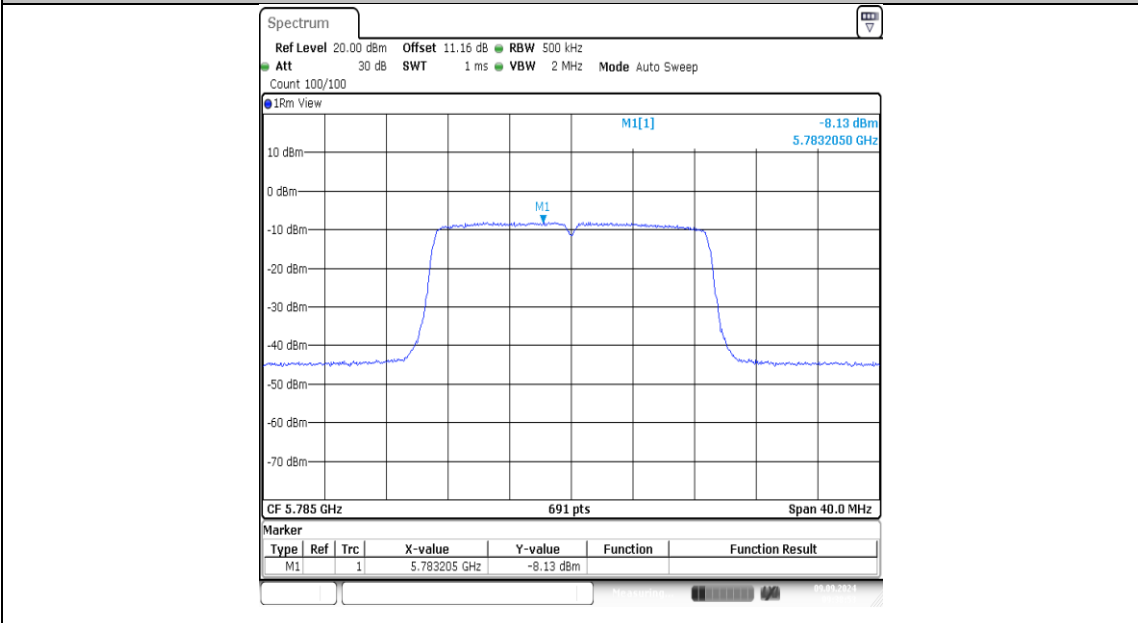
11AC20MIMO-Ant1-5745-PASS



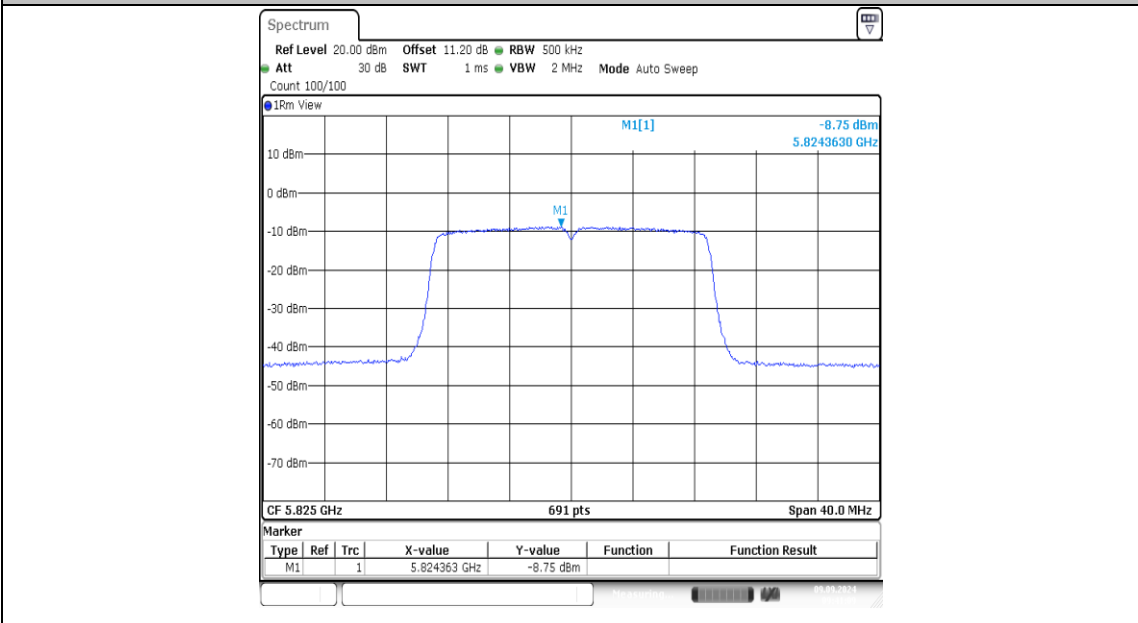
11AC20MIMO-Ant2-5745-PASS



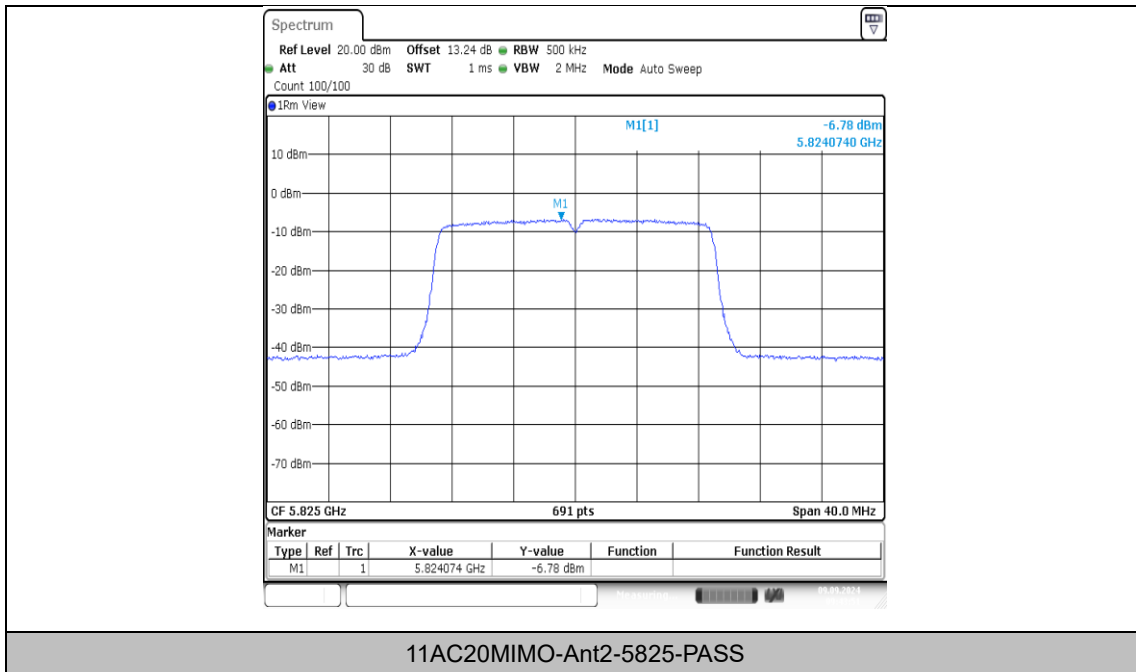
11AC20MIMO-Ant1-5785-PASS



11AC20MIMO-Ant2-5785-PASS



11AC20MIMO-Ant1-5825-PASS



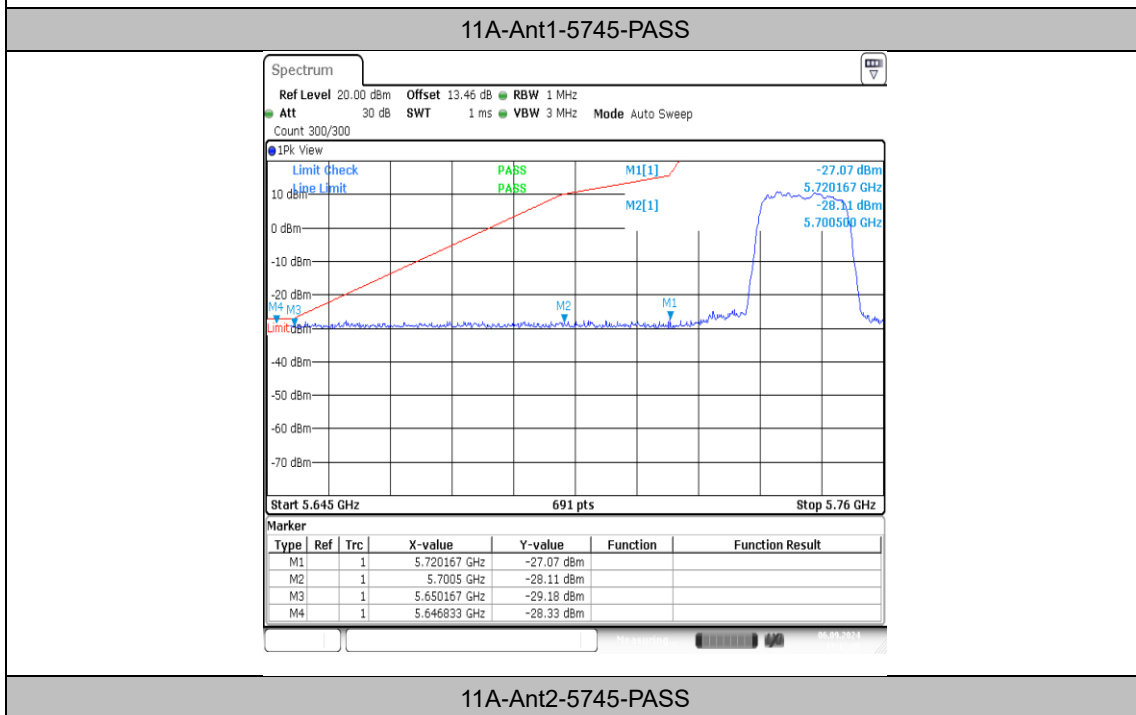
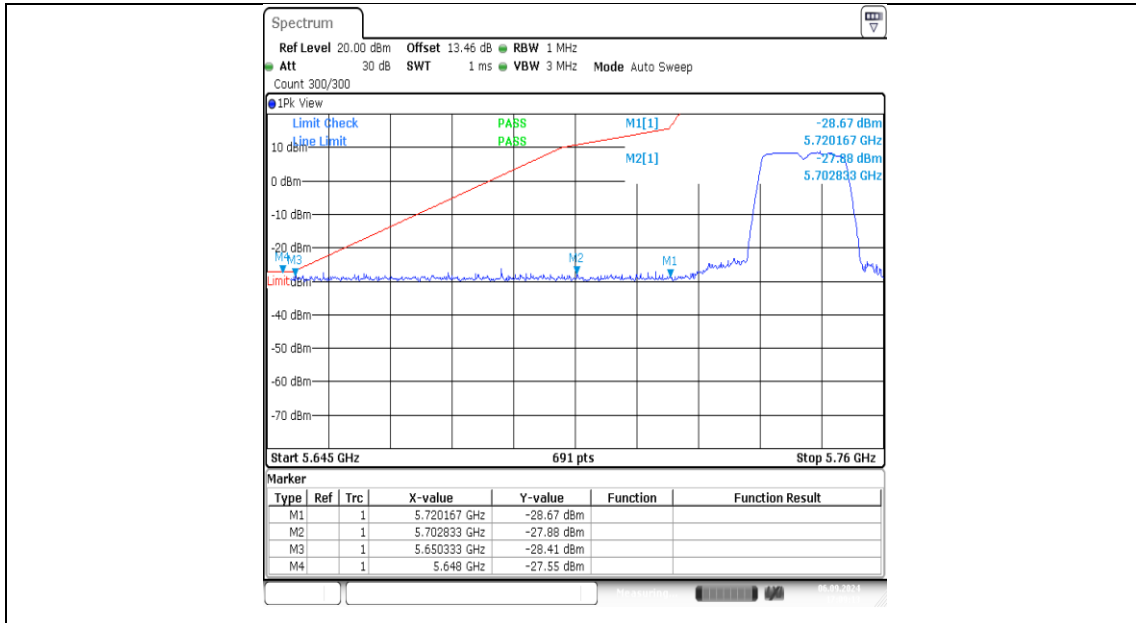
Appendix D: Band edge measurements

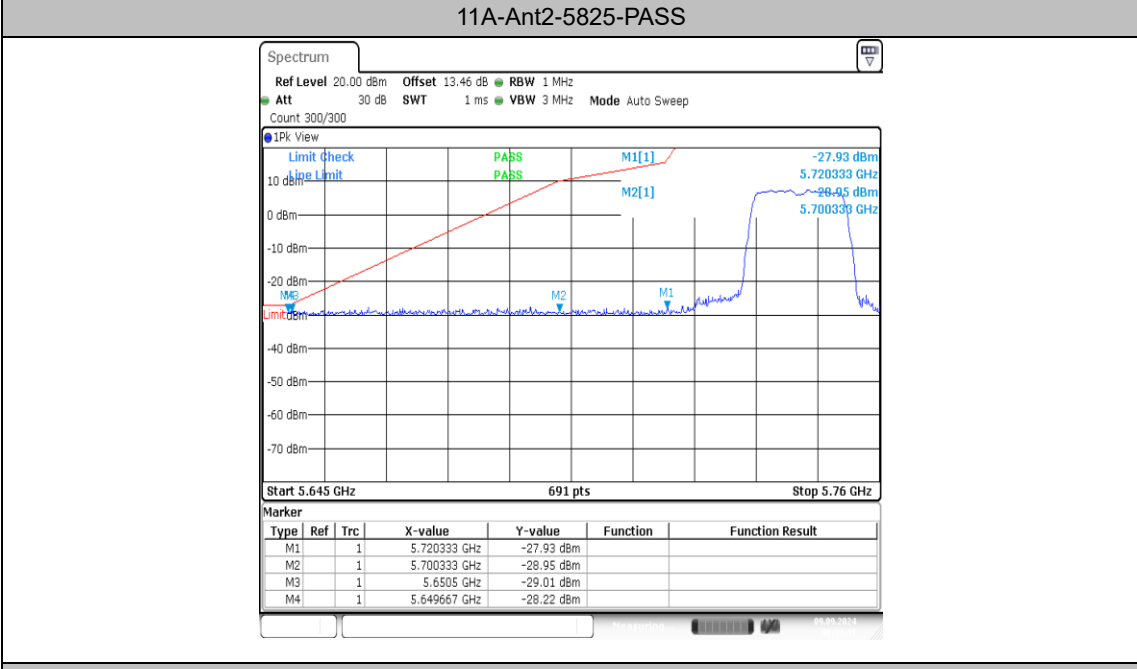
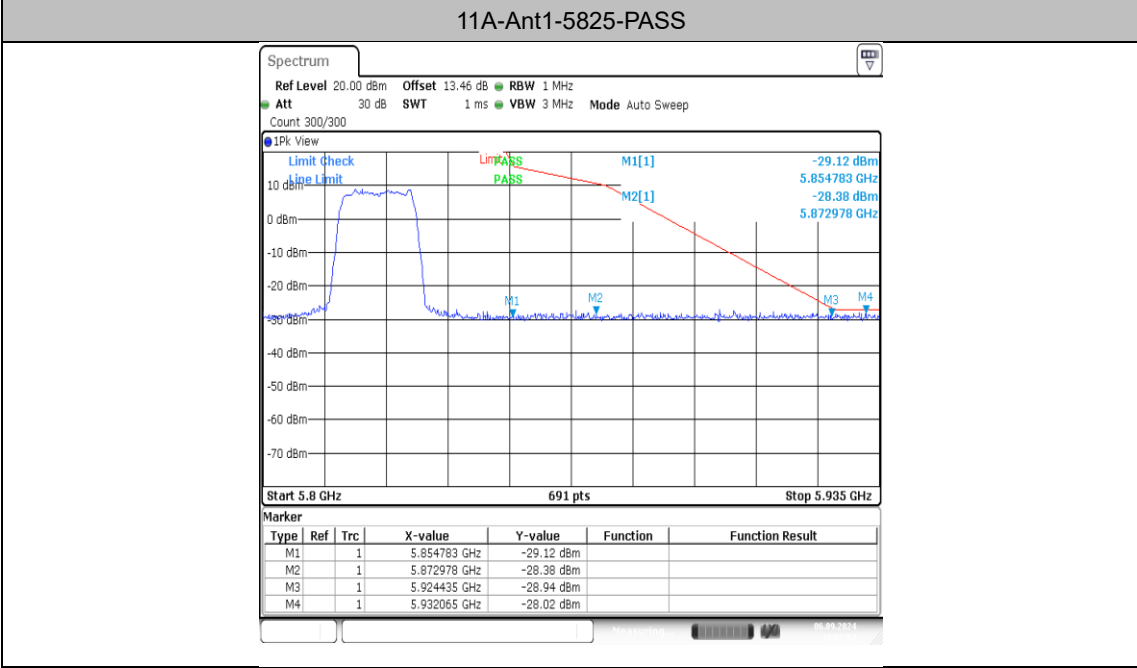
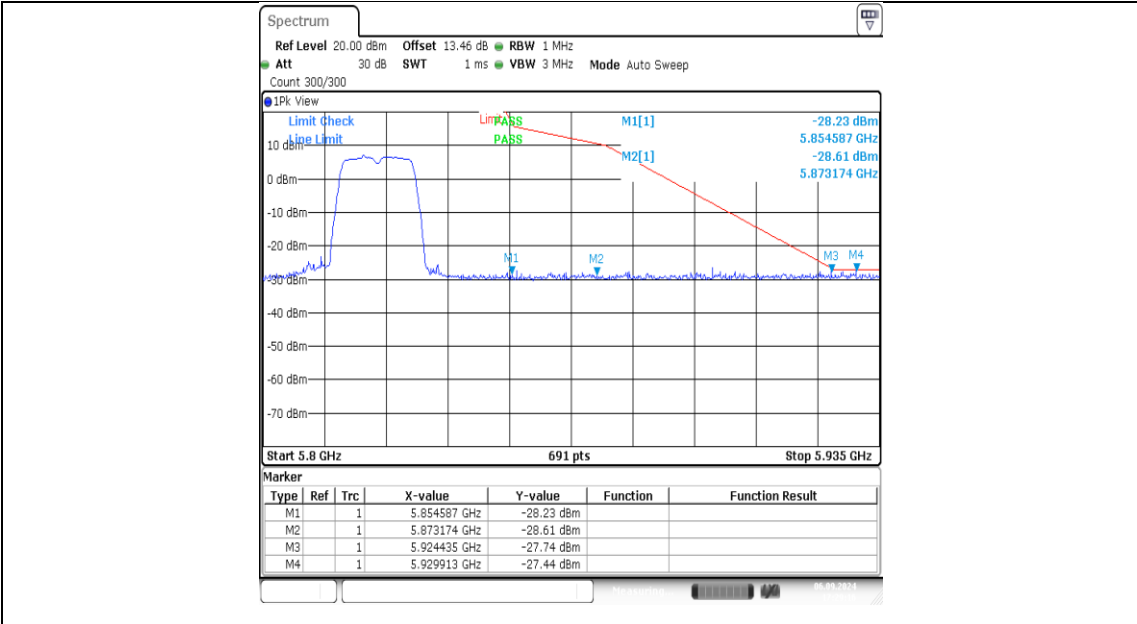
Test Result

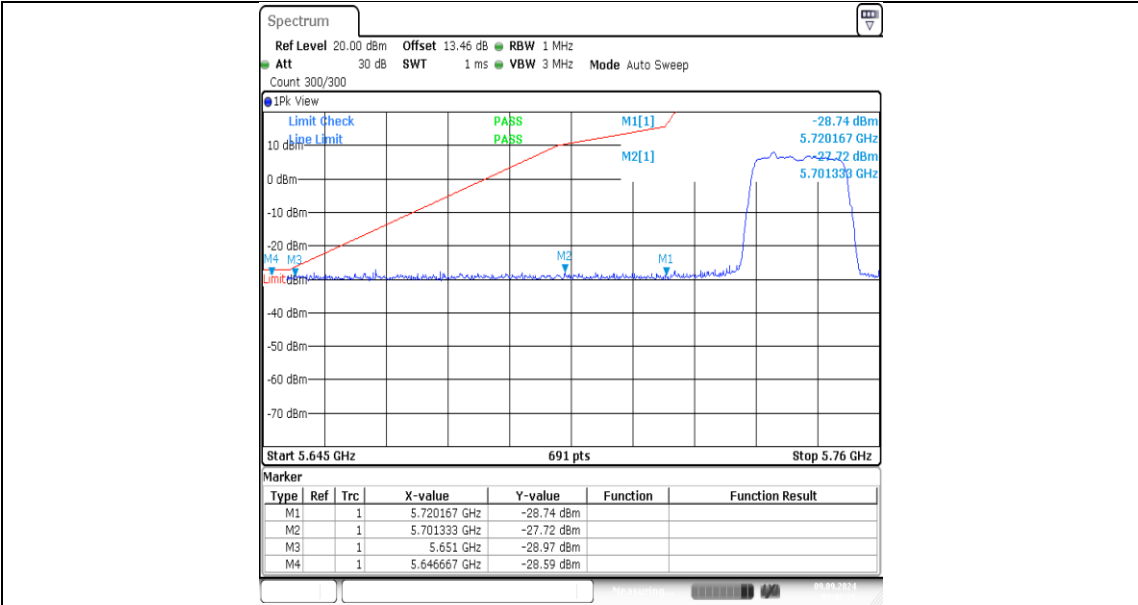
Test Mode	Antenna	Ch. Name	Frequency [MHz]	Freq. Range [MHz]	Result [dBm]	Limit [dBm]	Verdict
11A	Ant1	Low	5745	5720~5725	-28.67	≤15.98	PASS
11A	Ant1	Low	5745	5700~5720	-27.88	≤10.79	PASS
11A	Ant1	Low	5745	5650~5700	-28.41	≤-26.75	PASS
11A	Ant1	Low	5745	5760~5650	-27.55	≤-27	PASS
11A	Ant2	Low	5745	5720~5725	-27.07	≤15.98	PASS
11A	Ant2	Low	5745	5700~5720	-28.11	≤10.14	PASS
11A	Ant2	Low	5745	5650~5700	-29.18	≤-26.88	PASS
11A	Ant2	Low	5745	5760~5650	-28.33	≤-27	PASS
11A	Ant1	High	5825	5850~5855	-28.23	≤16.54	PASS
11A	Ant1	High	5825	5855~5875	-28.61	≤10.51	PASS
11A	Ant1	High	5825	5875~5925	-27.74	≤-26.58	PASS
11A	Ant1	High	5825	5925~5935	-27.44	≤-27	PASS
11A	Ant2	High	5825	5850~5855	-29.12	≤16.10	PASS
11A	Ant2	High	5825	5855~5875	-28.38	≤10.57	PASS
11A	Ant2	High	5825	5875~5925	-28.94	≤-26.58	PASS
11A	Ant2	High	5825	5925~5935	-28.02	≤-27	PASS
11N20MI MO	Ant1	Low	5745	5720~5725	-27.93	≤16.36	PASS
11N20MI MO	Ant1	Low	5745	5700~5720	-28.95	≤10.09	PASS
11N20MI MO	Ant1	Low	5745	5650~5700	-29.01	≤-26.63	PASS
11N20MI MO	Ant1	Low	5745	5760~5650	-28.22	≤-27	PASS
11N20MI MO	Ant2	Low	5745	5720~5725	-28.74	≤15.98	PASS
11N20MI MO	Ant2	Low	5745	5700~5720	-27.72	≤10.37	PASS
11N20MI MO	Ant2	Low	5745	5650~5700	-28.97	≤-26.26	PASS
11N20MI MO	Ant2	Low	5745	5760~5650	-28.59	≤-27	PASS
11N20MI MO	Ant1	High	5825	5850~5855	-28.1	≤16.99	PASS
11N20MI MO	Ant1	High	5825	5855~5875	-28.76	≤10.07	PASS
11N20MI MO	Ant1	High	5825	5875~5925	-28.56	≤-26.87	PASS
11N20MI MO	Ant1	High	5825	5925~5935	-27.2	≤-27	PASS
11N20MI MO	Ant2	High	5825	5850~5855	-29.57	≤16.10	PASS

MO							
11N20MI MO	Ant2	High	5825	5855~5875	-29.04	≤10.40	PASS
11N20MI MO	Ant2	High	5825	5875~5925	-28.23	≤-26.00	PASS
11N20MI MO	Ant2	High	5825	5925~5935	-27.87	≤-27	PASS
11AC20M IMO	Ant1	Low	5745	5720~5725	-28.74	≤15.98	PASS
11AC20M IMO	Ant1	Low	5745	5700~5720	-28.22	≤10.61	PASS
11AC20M IMO	Ant1	Low	5745	5650~5700	-28.25	≤-26.75	PASS
11AC20M IMO	Ant1	Low	5745	5760~5650	-28.46	≤-27	PASS
11AC20M IMO	Ant2	Low	5745	5720~5725	-28.79	≤16.36	PASS
11AC20M IMO	Ant2	Low	5745	5700~5720	-27.76	≤10.61	PASS
11AC20M IMO	Ant2	Low	5745	5650~5700	-28.21	≤-26.51	PASS
11AC20M IMO	Ant2	Low	5745	5760~5650	-28.73	≤-27	PASS
11AC20M IMO	Ant1	High	5825	5850~5855	-29.38	≤15.65	PASS
11AC20M IMO	Ant1	High	5825	5855~5875	-28.92	≤10.02	PASS
11AC20M IMO	Ant1	High	5825	5875~5925	-28.61	≤-26.87	PASS
11AC20M IMO	Ant1	High	5825	5925~5935	-28.57	≤-27	PASS
11AC20M IMO	Ant2	High	5825	5850~5855	-28.41	≤16.54	PASS
11AC20M IMO	Ant2	High	5825	5855~5875	-28.88	≤10.13	PASS
11AC20M IMO	Ant2	High	5825	5875~5925	-28.95	≤-26.87	PASS
11AC20M IMO	Ant2	High	5825	5925~5935	-28.1	≤-27	PASS

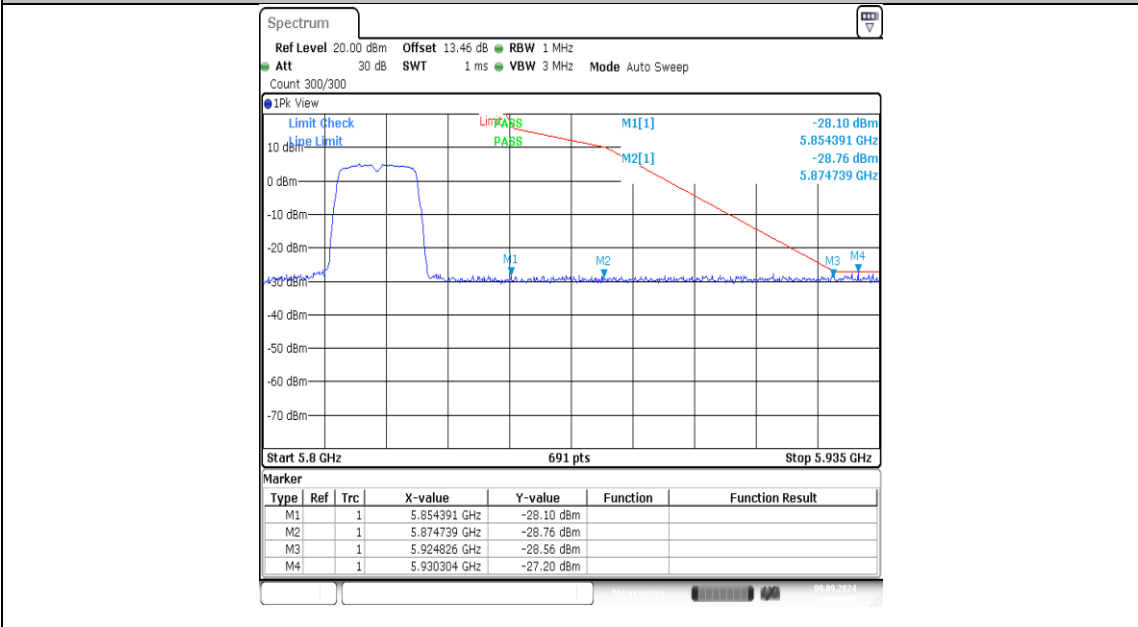
Test Graphs



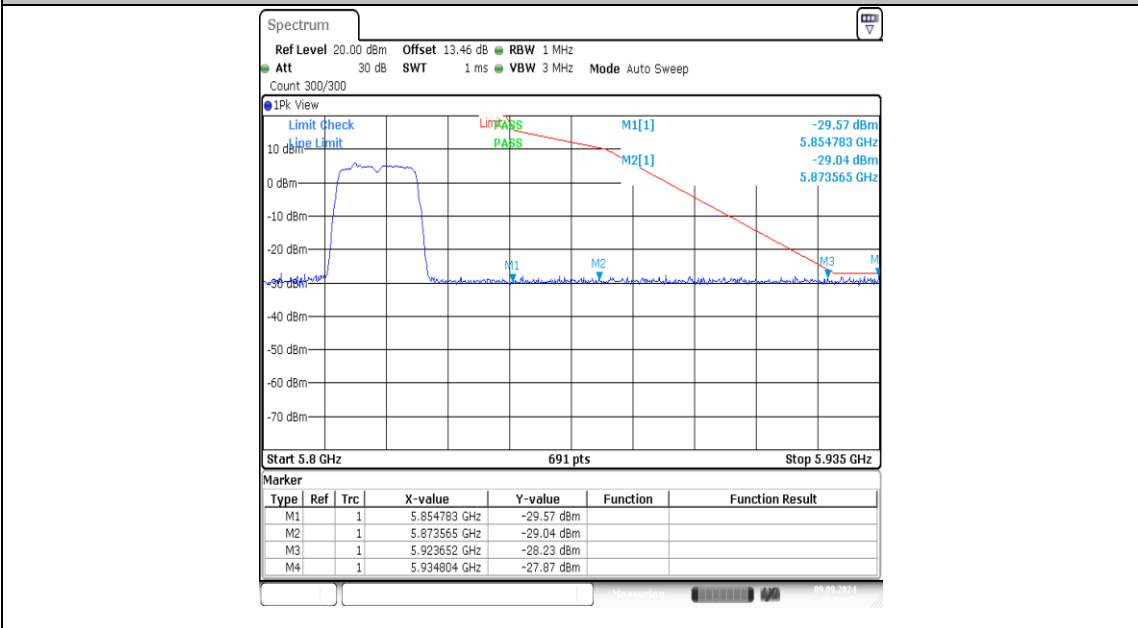




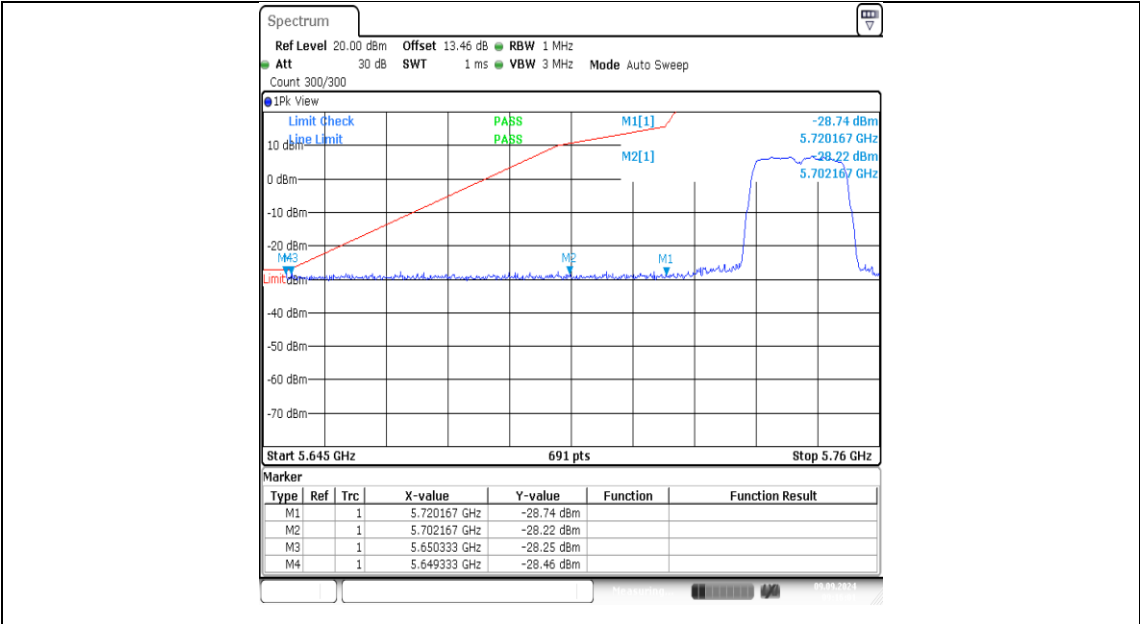
11N20MIMO-Ant2-5745-PASS



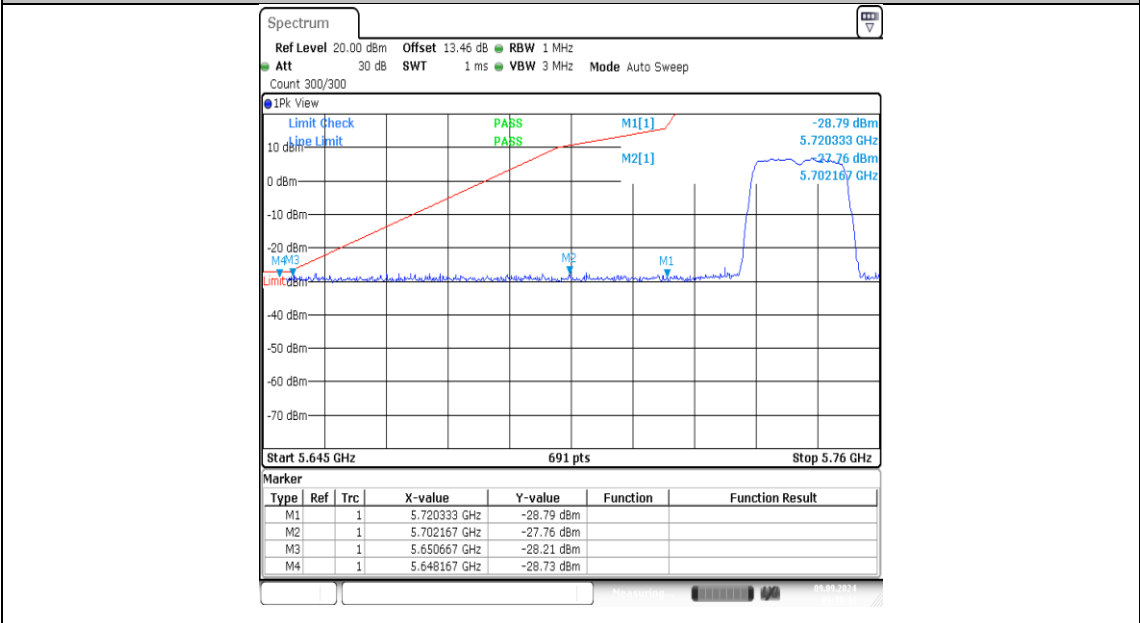
11N20MIMO-Ant1-5825-PASS



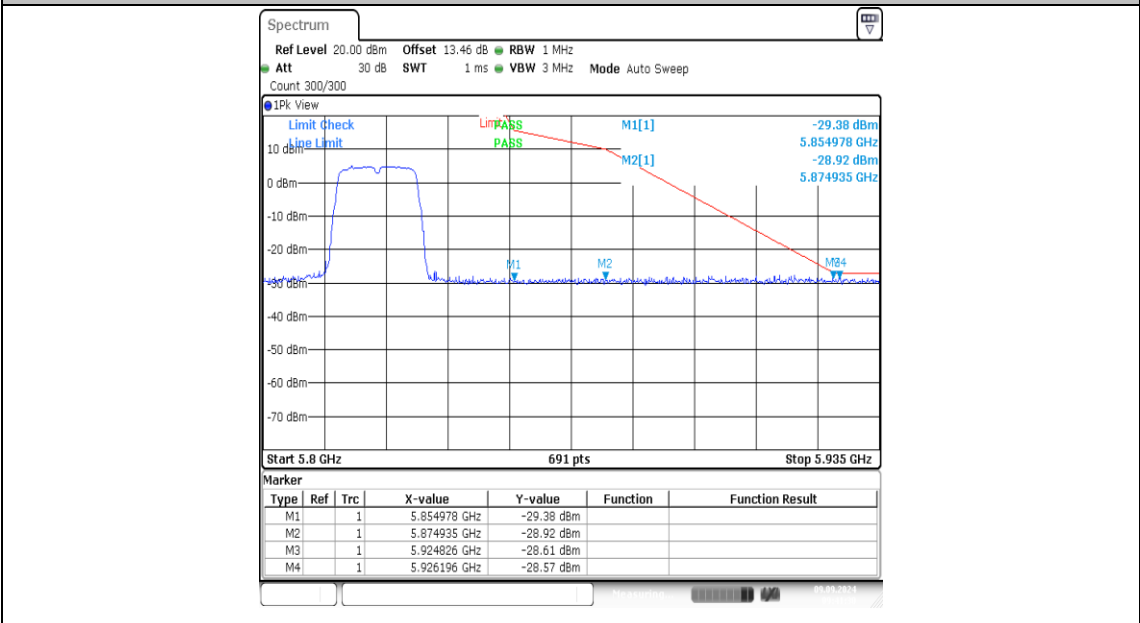
11N20MIMO-Ant2-5825-PASS



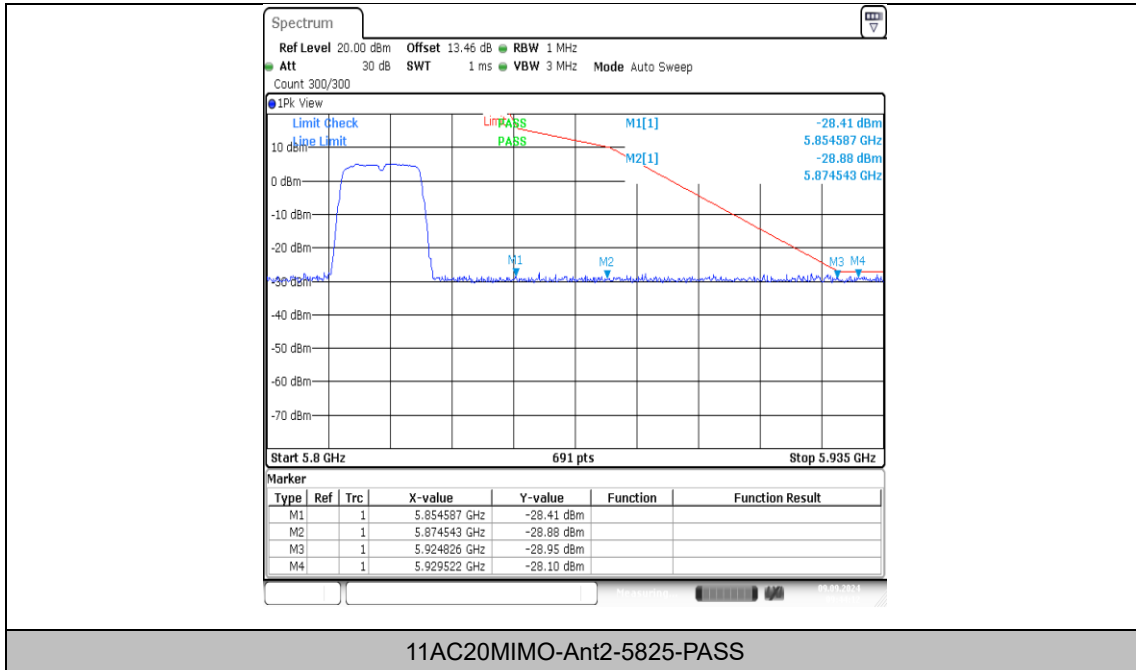
11AC20MIMO-Ant1-5745-PASS



11AC20MIMO-Ant2-5745-PASS



11AC20MIMO-Ant1-5825-PASS



Appendix E: Frequency Stability

Test Result

Ant1

Frequency (MHz)	Environment Temperature (Degree)	Voltage (VAC)	Measured Frequency (MHz)	Limit Range (MHz)	Test Results
5745	20	132	5744.900978	5745 – 5825	PASS
5745	20	108	5745.041039	5745 – 5825	PASS
5745	50	120	5744.933548	5745 – 5825	PASS
5745	40	120	5745.050945	5745 – 5825	PASS
5745	30	120	5745.009926	5745 – 5825	PASS
5745	20	120	5744.907202	5745 – 5825	PASS
5745	10	120	5745.076732	5745 – 5825	PASS
5745	0	120	5745.084333	5745 – 5825	PASS
5745	-10	120	5744.903159	5745 – 5825	PASS
5745	-20	120	5745.033055	5745 – 5825	PASS
5745	-30	120	5745.059729	5745 – 5825	PASS

Ant2

Frequency (MHz)	Environment Temperature (Degree)	Voltage (VAC)	Measured Frequency (MHz)	Limit Range (MHz)	Test Results
5745	20	132	5744.940474	5745 – 5825	PASS
5745	20	108	5744.916013	5745 – 5825	PASS
5745	50	120	5745.005464	5745 – 5825	PASS
5745	40	120	5744.999666	5745 – 5825	PASS
5745	30	120	5744.912172	5745 – 5825	PASS
5745	20	120	5745.005382	5745 – 5825	PASS
5745	10	120	5745.021796	5745 – 5825	PASS
5745	0	120	5744.910254	5745 – 5825	PASS
5745	-10	120	5745.072852	5745 – 5825	PASS
5745	-20	120	5744.909069	5745 – 5825	PASS
5745	-30	120	5744.965065	5745 – 5825	PASS

Ant1

Frequency (MHz)	Environment Temperature (Degree)	Voltage (VAC)	Measured Frequency (MHz)	Limit Range (MHz)	Test Results
5785	20	132	5784.918658	5745 – 5825	PASS
5785	20	108	5784.976167	5745 – 5825	PASS
5785	50	120	5785.027551	5745 – 5825	PASS
5785	40	120	5784.962090	5745 – 5825	PASS
5785	30	120	5784.990629	5745 – 5825	PASS
5785	20	120	5784.998354	5745 – 5825	PASS
5785	10	120	5785.012681	5745 – 5825	PASS
5785	0	120	5785.059765	5745 – 5825	PASS
5785	-10	120	5784.912339	5745 – 5825	PASS
5785	-20	120	5785.074352	5745 – 5825	PASS
5785	-30	120	5784.912952	5745 – 5825	PASS

Ant2

Frequency (MHz)	Environment Temperature (Degree)	Voltage (VAC)	Measured Frequency (MHz)	Limit Range (MHz)	Test Results
5785	20	132	5785.055904	5745 – 5825	PASS
5785	20	108	5785.023417	5745 – 5825	PASS
5785	50	120	5784.982052	5745 – 5825	PASS
5785	40	120	5785.092825	5745 – 5825	PASS
5785	30	120	5785.091799	5745 – 5825	PASS
5785	20	120	5785.069784	5745 – 5825	PASS
5785	10	120	5784.950614	5745 – 5825	PASS
5785	0	120	5785.077447	5745 – 5825	PASS
5785	-10	120	5785.042768	5745 – 5825	PASS
5785	-20	120	5784.974367	5745 – 5825	PASS
5785	-30	120	5785.003993	5745 – 5825	PASS

Ant1

Frequency (MHz)	Environment Temperature (Degree)	Voltage (VAC)	Measured Frequency (MHz)	Limit Range (MHz)	Test Results
5825	20	132	5824.902968	5745 – 5825	PASS
5825	20	108	5824.910994	5745 – 5825	PASS
5825	50	120	5824.955446	5745 – 5825	PASS
5825	40	120	5824.950636	5745 – 5825	PASS
5825	30	120	5824.982370	5745 – 5825	PASS
5825	20	120	5825.085909	5745 – 5825	PASS
5825	10	120	5824.906989	5745 – 5825	PASS
5825	0	120	5825.008848	5745 – 5825	PASS
5825	-10	120	5824.975844	5745 – 5825	PASS
5825	-20	120	5824.953194	5745 – 5825	PASS
5825	-30	120	5825.032182	5745 – 5825	PASS

Ant2

Frequency (MHz)	Environment Temperature (Degree)	Voltage (VAC)	Measured Frequency (MHz)	Limit Range (MHz)	Test Results
5825	20	132	5824.940325	5745 – 5825	PASS
5825	20	108	5825.074161	5745 – 5825	PASS
5825	50	120	5825.026472	5745 – 5825	PASS
5825	40	120	5824.983524	5745 – 5825	PASS
5825	30	120	5824.918209	5745 – 5825	PASS
5825	20	120	5825.060073	5745 – 5825	PASS
5825	10	120	5825.005428	5745 – 5825	PASS
5825	0	120	5824.983522	5745 – 5825	PASS
5825	-10	120	5825.083726	5745 – 5825	PASS
5825	-20	120	5824.988826	5745 – 5825	PASS
5825	-30	120	5825.095740	5745 – 5825	PASS

Ant1

Frequency (MHz)	Environment Temperature (Degree)	Voltage (VAC)	Measured Frequency (MHz)	Limit Range (MHz)	Test Results
5755	20	132	5755.085781	5745 – 5825	PASS
5755	20	108	5755.018576	5745 – 5825	PASS
5755	50	120	5754.997551	5745 – 5825	PASS
5755	40	120	5755.045244	5745 – 5825	PASS
5755	30	120	5755.005085	5745 – 5825	PASS
5755	20	120	5754.993754	5745 – 5825	PASS
5755	10	120	5755.045784	5745 – 5825	PASS
5755	0	120	5754.938192	5745 – 5825	PASS
5755	-10	120	5755.050014	5745 – 5825	PASS
5755	-20	120	5754.939851	5745 – 5825	PASS
5755	-30	120	5755.084397	5745 – 5825	PASS

Ant2

Frequency (MHz)	Environment Temperature (Degree)	Voltage (VAC)	Measured Frequency (MHz)	Limit Range (MHz)	Test Results
5755	20	132	5755.014028	5745 – 5825	PASS
5755	20	108	5755.015417	5745 – 5825	PASS
5755	50	120	5755.008464	5745 – 5825	PASS
5755	40	120	5755.065361	5745 – 5825	PASS
5755	30	120	5754.946955	5745 – 5825	PASS
5755	20	120	5755.040249	5745 – 5825	PASS
5755	10	120	5754.952173	5745 – 5825	PASS
5755	0	120	5754.908350	5745 – 5825	PASS
5755	-10	120	5754.970679	5745 – 5825	PASS
5755	-20	120	5754.976887	5745 – 5825	PASS
5755	-30	120	5755.079372	5745 – 5825	PASS

Ant1

Frequency (MHz)	Environment Temperature (Degree)	Voltage (VAC)	Measured Frequency (MHz)	Limit Range (MHz)	Test Results
5795	20	132	5794.976560	5745 – 5825	PASS
5795	20	108	5794.980464	5745 – 5825	PASS
5795	50	120	5795.053547	5745 – 5825	PASS
5795	40	120	5795.071755	5745 – 5825	PASS
5795	30	120	5794.989789	5745 – 5825	PASS
5795	20	120	5794.909062	5745 – 5825	PASS
5795	10	120	5795.070606	5745 – 5825	PASS
5795	0	120	5794.943231	5745 – 5825	PASS
5795	-10	120	5794.943866	5745 – 5825	PASS
5795	-20	120	5795.024793	5745 – 5825	PASS
5795	-30	120	5795.006434	5745 – 5825	PASS

Ant2

Frequency (MHz)	Environment Temperature (Degree)	Voltage (VAC)	Measured Frequency (MHz)	Limit Range (MHz)	Test Results
5795	20	132	5794.904908	5745 – 5825	PASS
5795	20	108	5794.998064	5745 – 5825	PASS
5795	50	120	5795.073749	5745 – 5825	PASS
5795	40	120	5794.964862	5745 – 5825	PASS
5795	30	120	5795.096738	5745 – 5825	PASS
5795	20	120	5794.966031	5745 – 5825	PASS
5795	10	120	5794.973044	5745 – 5825	PASS
5795	0	120	5795.007922	5745 – 5825	PASS
5795	-10	120	5795.091900	5745 – 5825	PASS
5795	-20	120	5795.050427	5745 – 5825	PASS
5795	-30	120	5795.051496	5745 – 5825	PASS

Ant1

Frequency (MHz)	Environment Temperature (Degree)	Voltage (VAC)	Measured Frequency (MHz)	Limit Range (MHz)	Test Results
5775	20	132	5775.069852	5745 – 5825	PASS
5775	20	108	5774.910218	5745 – 5825	PASS
5775	50	120	5775.038829	5745 – 5825	PASS
5775	40	120	5774.992270	5745 – 5825	PASS
5775	30	120	5774.948452	5745 – 5825	PASS
5775	20	120	5774.953492	5745 – 5825	PASS
5775	10	120	5774.903603	5745 – 5825	PASS
5775	0	120	5774.973904	5745 – 5825	PASS
5775	-10	120	5775.010758	5745 – 5825	PASS
5775	-20	120	5774.908281	5745 – 5825	PASS
5775	-30	120	5775.090681	5745 – 5825	PASS

Ant2

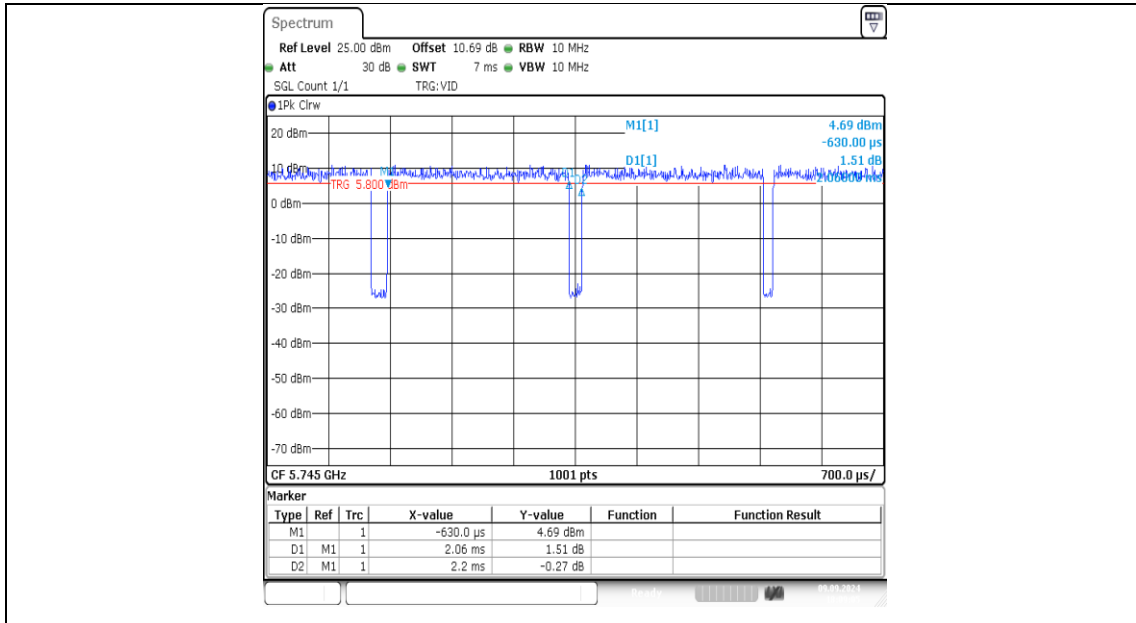
Frequency (MHz)	Environment Temperature (Degree)	Voltage (VAC)	Measured Frequency (MHz)	Limit Range (MHz)	Test Results
5775	20	132	5774.943664	5745 – 5825	PASS
5775	20	108	5775.070948	5745 – 5825	PASS
5775	50	120	5774.948059	5745 – 5825	PASS
5775	40	120	5774.960877	5745 – 5825	PASS
5775	30	120	5774.996562	5745 – 5825	PASS
5775	20	120	5774.907191	5745 – 5825	PASS
5775	10	120	5774.979900	5745 – 5825	PASS
5775	0	120	5775.013251	5745 – 5825	PASS
5775	-10	120	5775.066229	5745 – 5825	PASS
5775	-20	120	5774.993625	5745 – 5825	PASS
5775	-30	120	5775.062617	5745 – 5825	PASS

Appendix F: Duty Cycle

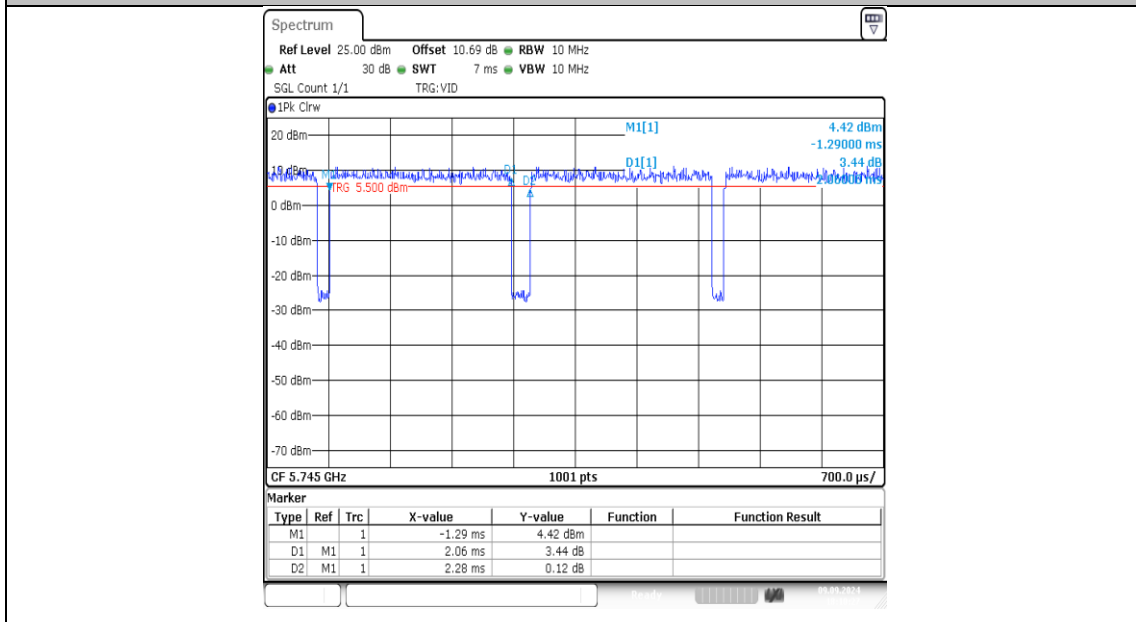
Test Result

Test Mode	Antenna	Frequency [MHz]	Transmission Duration [ms]	Transmission Period [ms]	Duty Cycle [%]		Dc. Factor [%]	1/T
TestMode	Antenna	Channel	Result	Period	DC	xFactor		tFactor
11A	Ant1	5745	2.06	2.20	93.64	0.29	0.49	

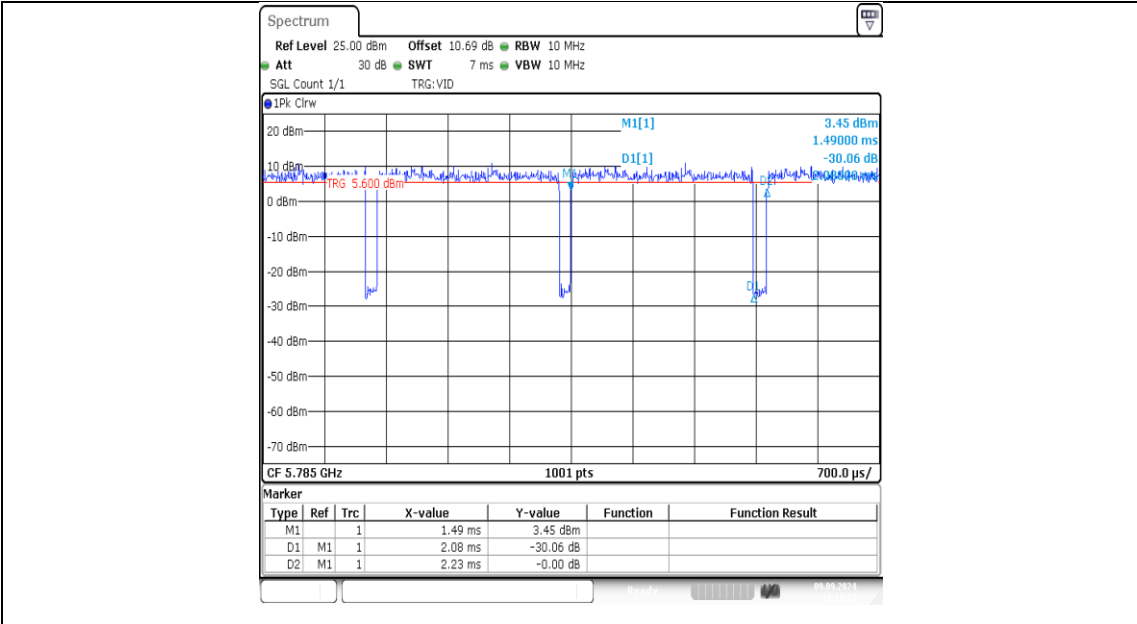
Test Graphs



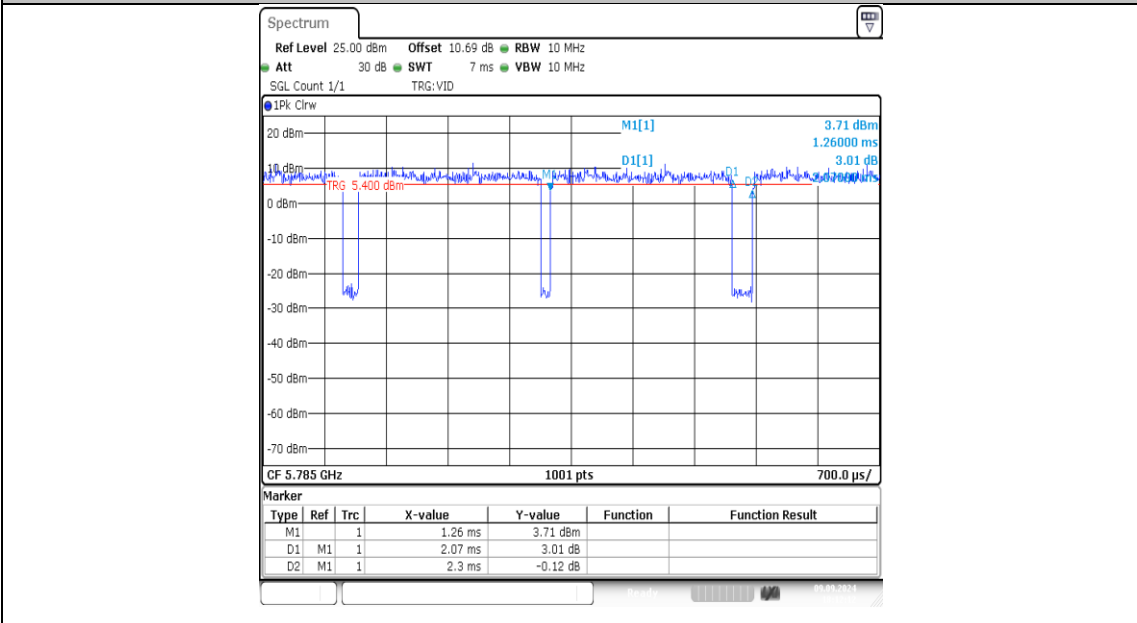
NTNV-11A-Ant1-5745



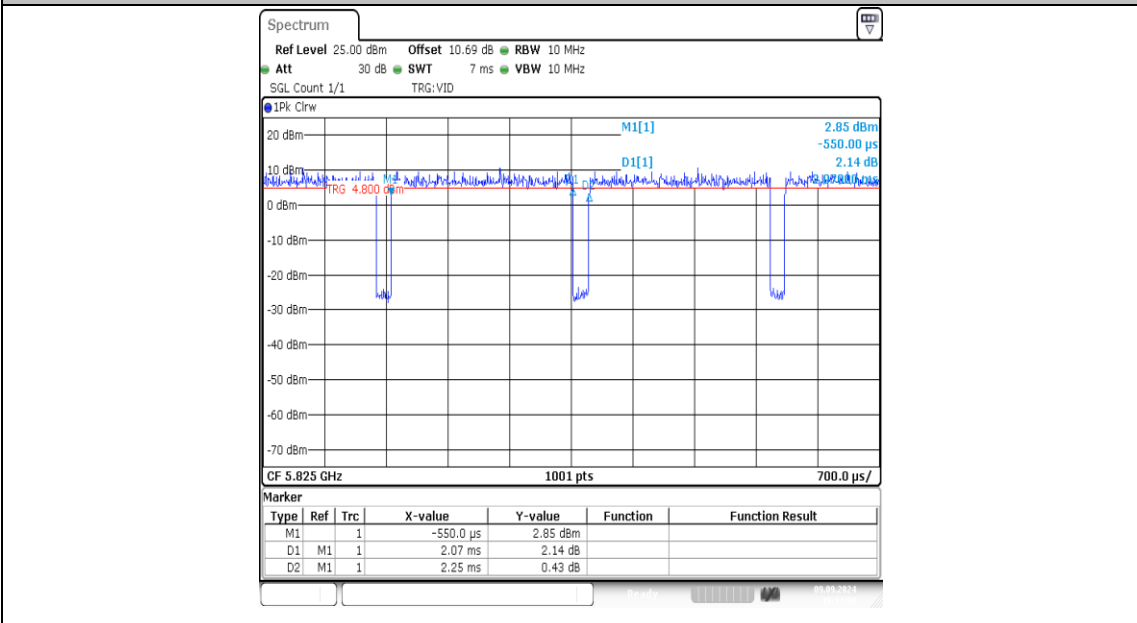
NTNV-11A-Ant2-5745



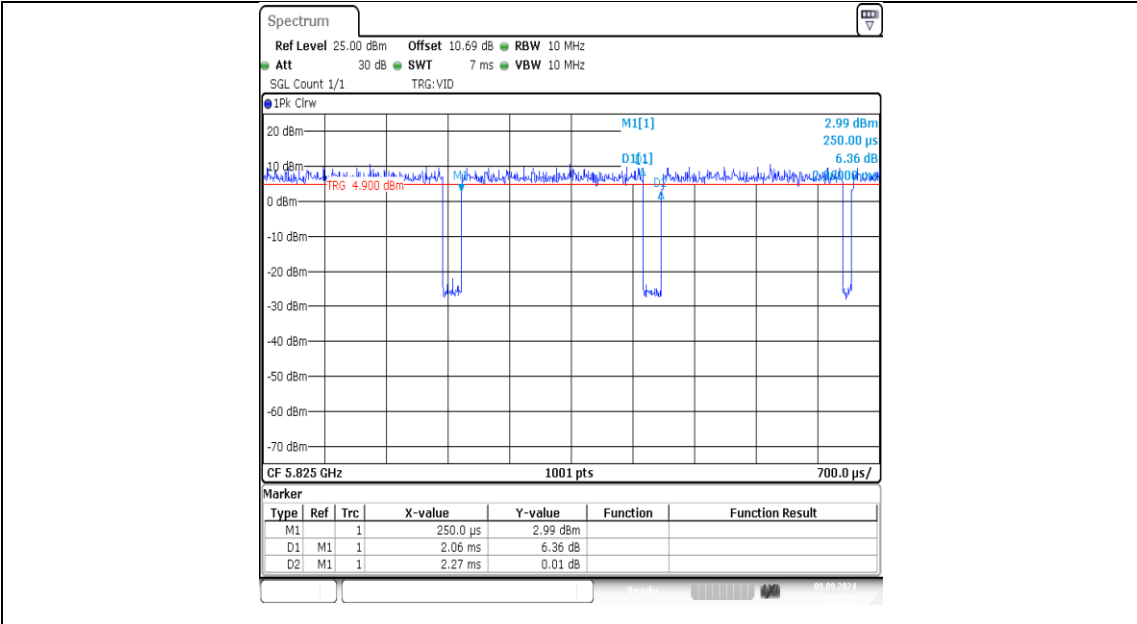
NTVN-11A-Ant1-5785



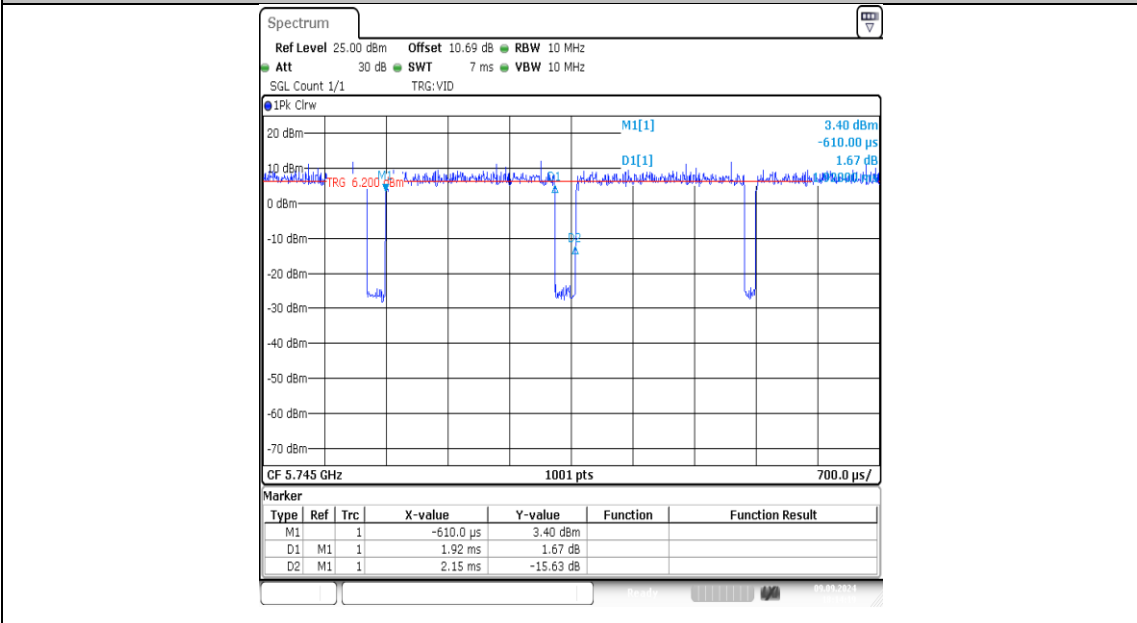
NTVN-11A-Ant2-5785



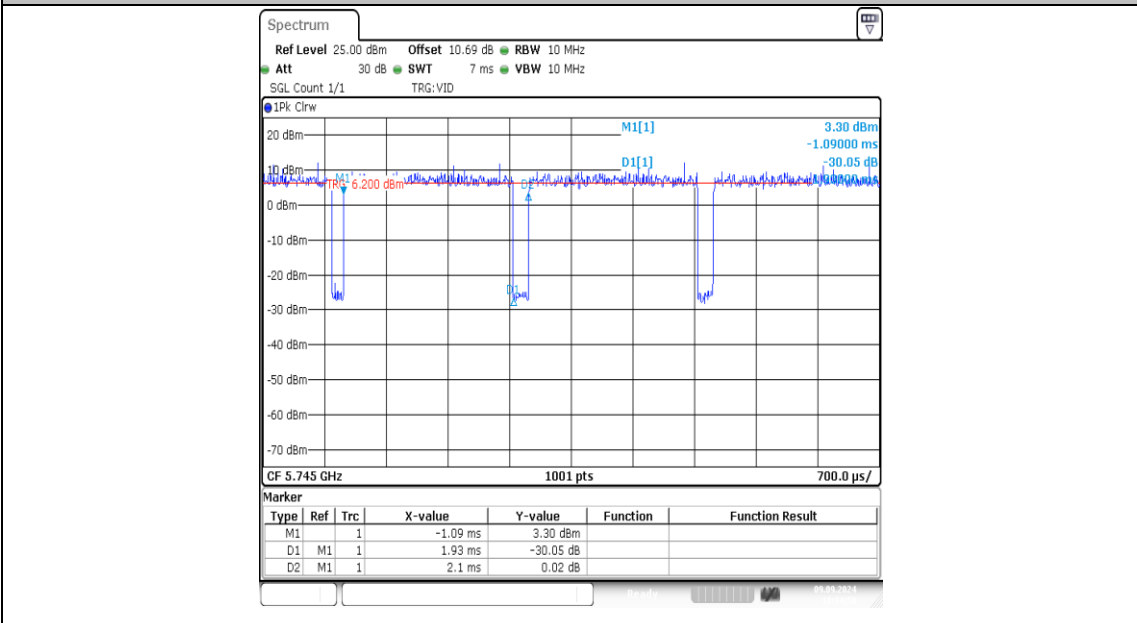
NTVN-11A-Ant1-5825



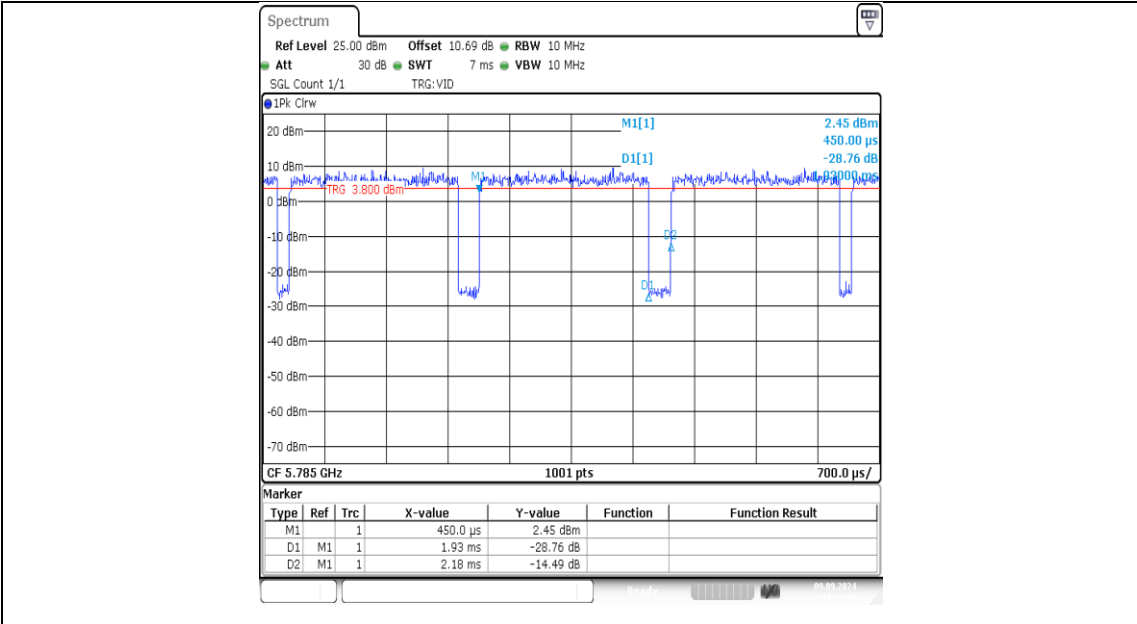
NTNV-11A-Ant2-5825



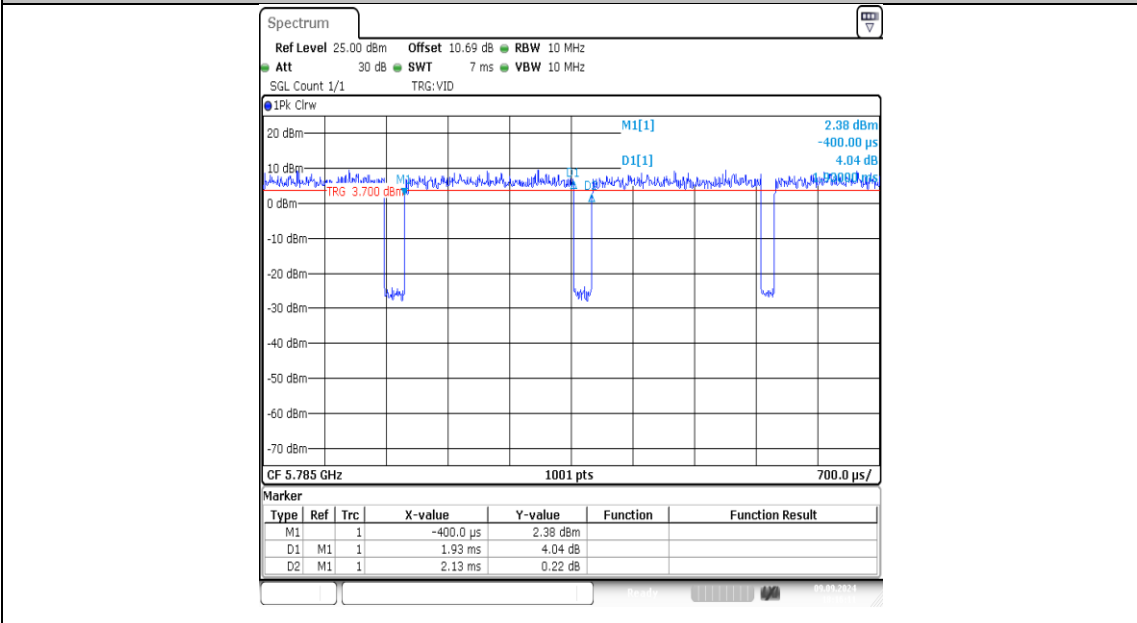
NTNV-11N20MIMO-Ant1-5745



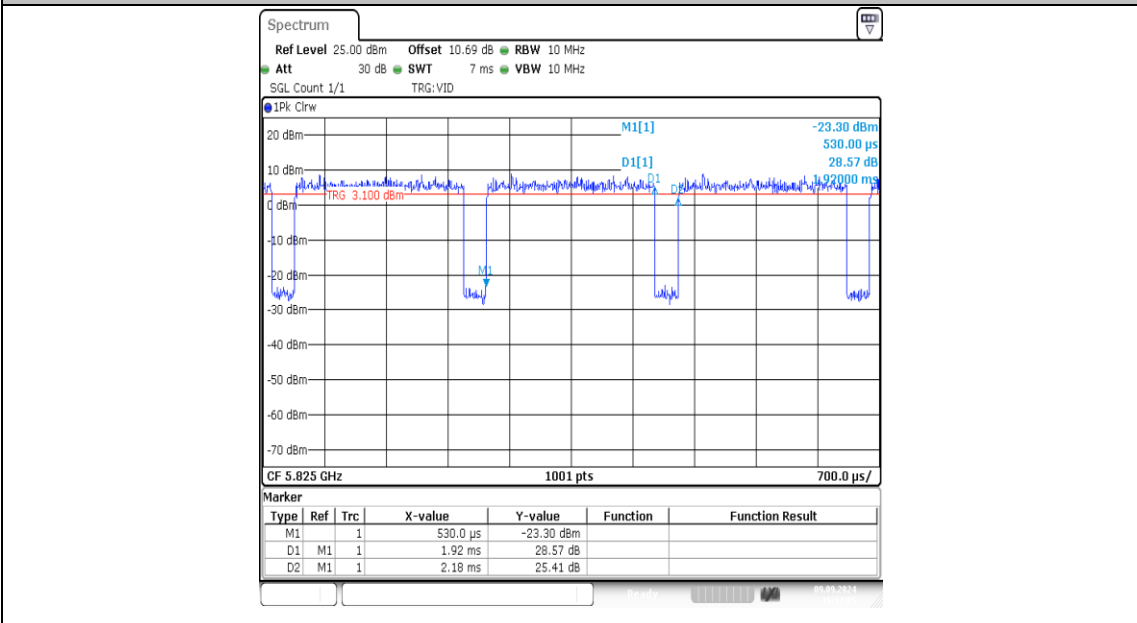
NTNV-11N20MIMO-Ant2-5745



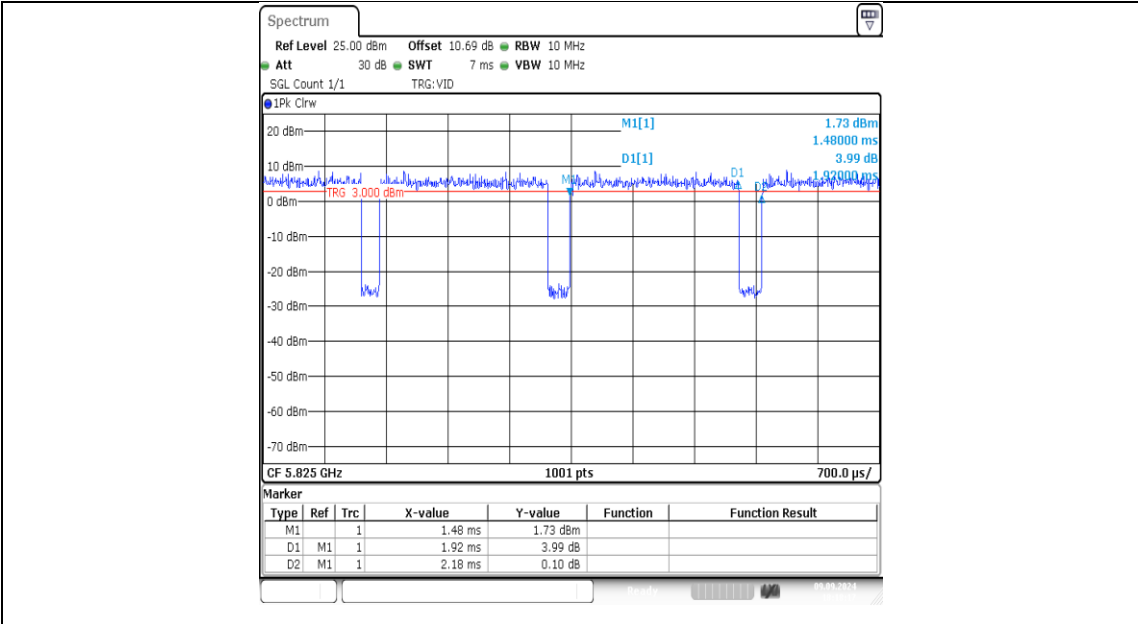
NTNV-11N20MIMO-Ant1-5785



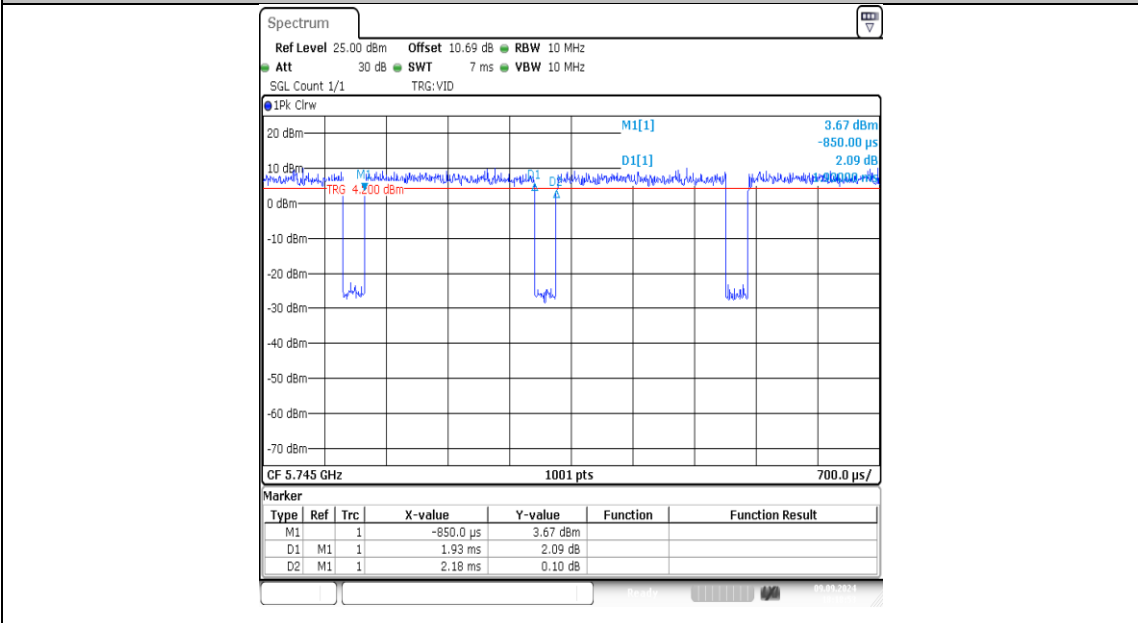
NTNV-11N20MIMO-Ant2-5785



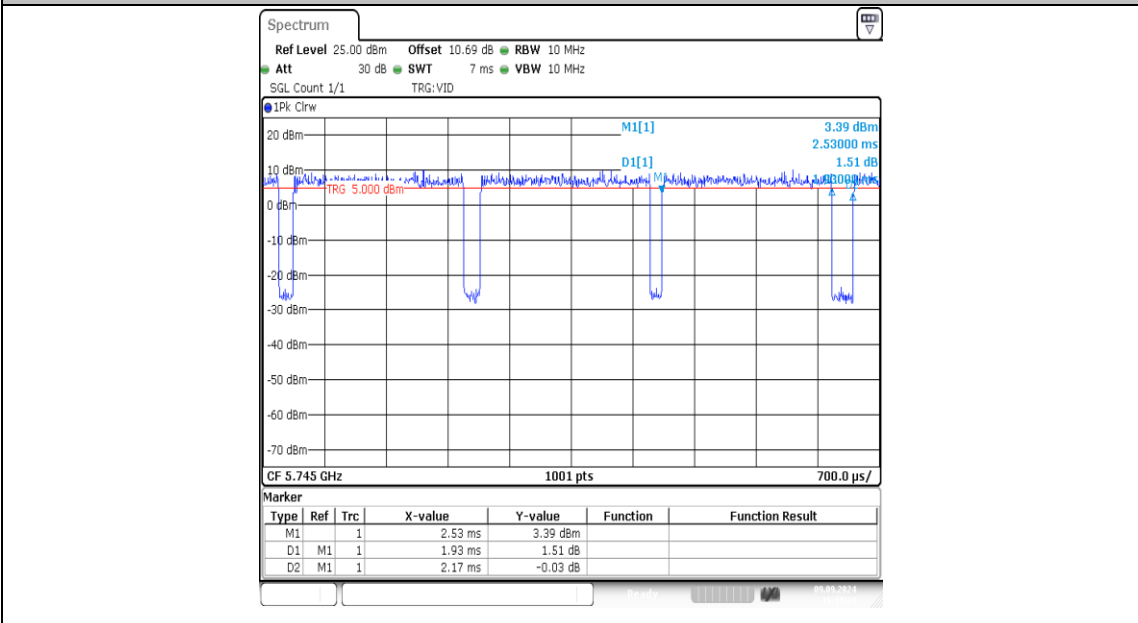
NTNV-11N20MIMO-Ant1-5825



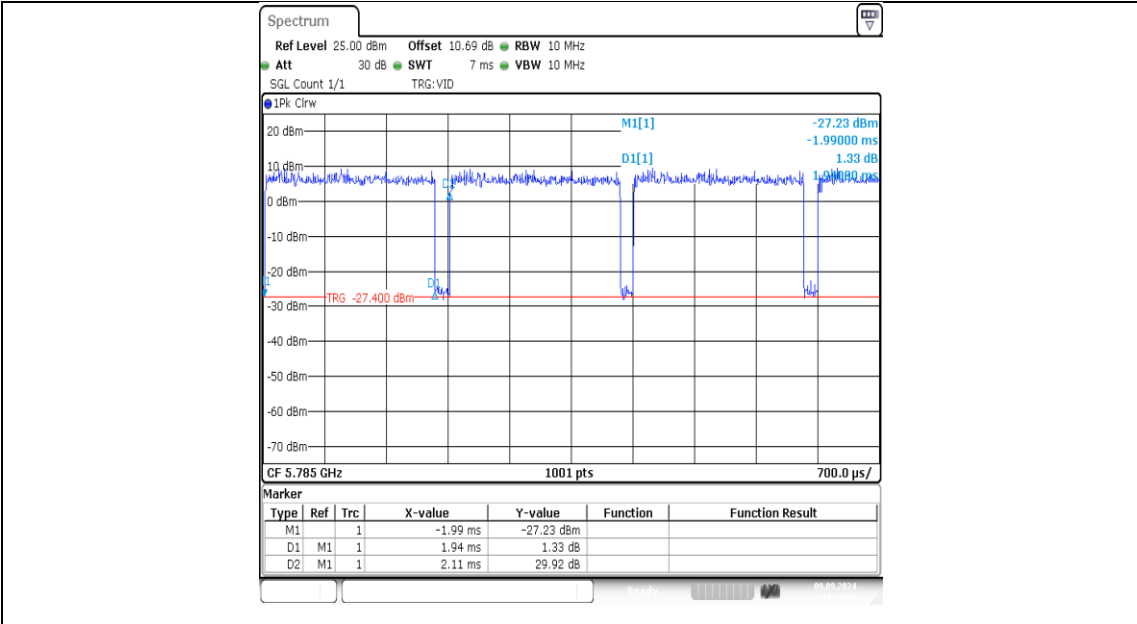
NTNV-11N20MIMO-Ant2-5825



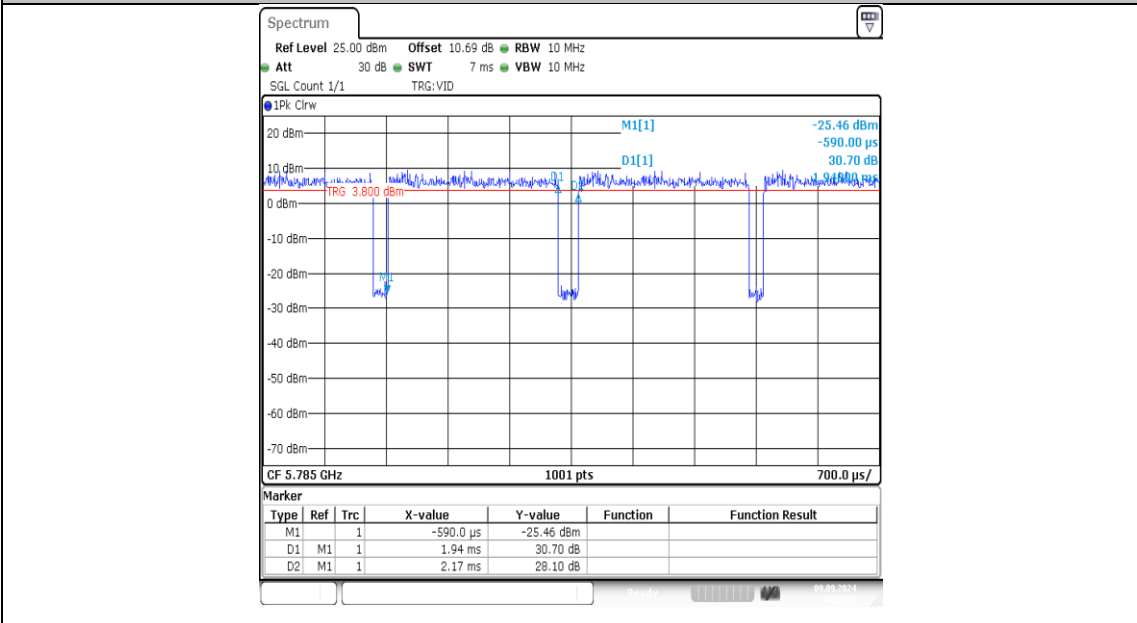
NTNV-11AC20MIMO-Ant1-5745



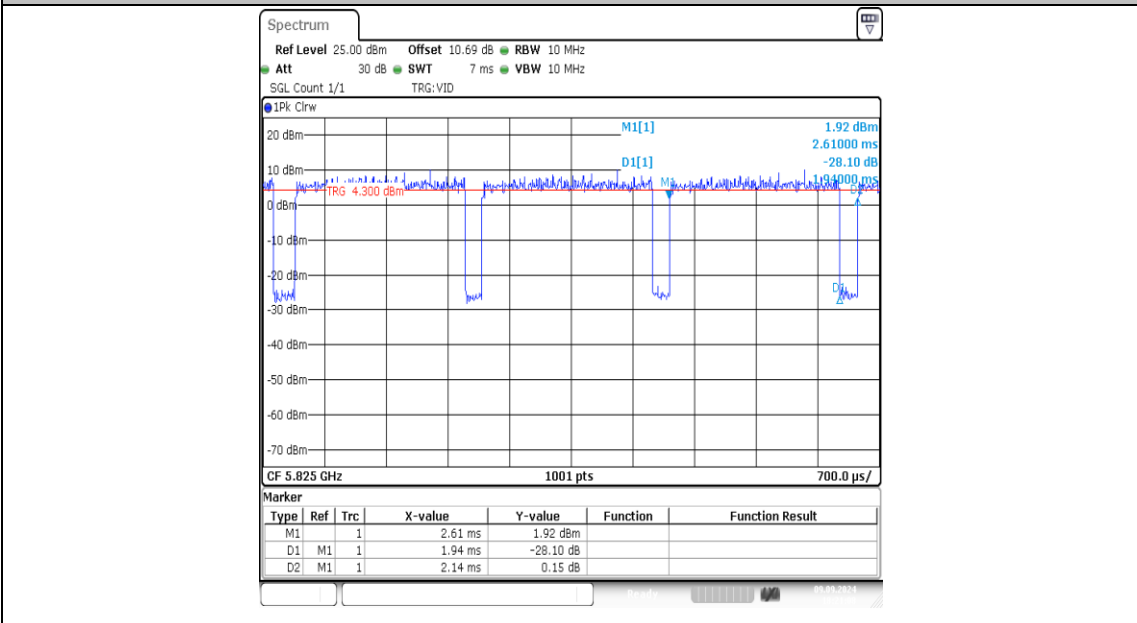
NTNV-11AC20MIMO-Ant2-5745



NTNV-11AC20MIMO-Ant1-5785



NTNV-11AC20MIMO-Ant2-5785



NTNV-11AC20MIMO-Ant1-5825

