



RADIO TEST REPORT

Report No: STS2206156H02

Issued for

Shenzhen See Me Here Electronic Co.,Ltd
 1st Floor,2nd Floor,3rd Floor,5th Floor,Building B,TongFuYu
 Industrial Park,No.32 Hangkong Road,Sanwei
 Community,Hangcheng Street,Bao'an
 district,Shenzhen,China

Product Name:	Wireless Speaker
Brand Name:	Mifa 不见不散 <small>SEE ME HERE</small>
Model Name:	WildCamping
Series Model:	N/A
FCC ID:	2AXOX-CAMPING
Test Standard:	FCC 47CFR §2.1091

Any reproduction of this document must be done in full. No single part of this document may be reproduced without permission from STS, all test data presented in this report is only applicable to presented test sample.





Test Report Certification

Applicant's Name..... : Shenzhen See Me Here Electronic Co.,Ltd
Address : 1st Floor,2nd Floor,3rd Floor,5th Floor,Building B,TongFuYu Industrial Park,No.32 Hangkong Road,Sanwei Community,Hangcheng Street,Bao'an district,Shenzhen,China

Manufacturer's Name : Shenzhen See Me Here Electronic Co.,Ltd
Address : 1st Floor,2nd Floor,3rd Floor,5th Floor,Building B,TongFuYu Industrial Park,No.32 Hangkong Road,Sanwei Community,Hangcheng Street,Bao'an district,Shenzhen,China

Product Description

Product Name..... : Wireless Speaker

Brand Name : **Mifa** 99 不見不散
SEE ME HERE

Model Name : WildCamping

Series Model..... : N/A

Standards : FCC 47CFR §2.1091
 447498 D04 Interim General RF Exposure Guidance v01

This report shall not be reproduced except in full, without the written approval of STS, this document only be altered or revised by STS, personal only, and shall be noted in the revision of the document.


Date of Test..... :

Date of receipt of test item : 21 June 2022


Date (s) of performance of tests : 21 June 2022 ~ 27 June 2022

Date of Issue..... : 27 June 2022

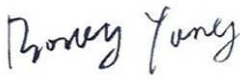
Test Result..... : **Pass**

Testing Engineer : 

 (Chris Chen)

Technical Manager : 

 (Sean she)

Authorized Signatory : 

 (Bovey Yang)





TABLE OF CONTENTS

1. GENERAL INFORMATION	5
1.1 GENERAL DESCRIPTION OF THE EUT	5
1.2 TEST FACTORY	5
2. FCC 47CFR §2.1091 REQUIREMENT	6
2.1 TEST STANDARDS	6
2.2 LIMIT	6
2.3 TEST RESULT	9





Revision History

Rev.	Issue Date	Report No.	Effect Page	Contents
00	27 June 2022	STS2206156H02	ALL	Initial Issue





1. GENERAL INFORMATION

1.1 GENERAL DESCRIPTION OF THE EUT

Product Name	Wireless Speaker	
Brand Name	MiFa 不见不散 SEE ME HERE	
Model Name	WildCamping	
Series Model	N/A	
Model Difference	N/A	
Product Description	The EUT is Wireless Speaker	
	Operation Frequency:	2402~2480 MHz
	Modulation Type:	BT: GFSK(1Mbps), $\pi/4$ -DQPSK(2Mbps), 8DPSK(3Mbps) BLE: GFSK
	Antenna gain:	3.19dBi
Antenna Designation:	PIFA	
Rating	Input: DC 5V 3A Output: DC 5V 2A	
Battery	Rated Voltage:3.7V Charge Limit Voltage:4.2V Capacity:9600mA	
Hardware version number	V2.0	
Software version number	V3.1	

1.2 TEST FACTORY

SHENZHEN STS TEST SERVICES CO., LTD

Add. : A 1/F, Building B, Zhuoke Science Park, No.190 Chongqing Road, HepingShequ, Fuyong Sub-District, Bao'an District, Shenzhen, Guang Dong, China

FCC test Firm Registration Number: 625569

IC test Firm Registration Number: 12108A

A2LA Certificate No.: 4338.01



2. FCC 47CFR §2.1091 REQUIREMENT

2.1 TEST STANDARDS

Follow the maximum permissible exposure (MPE) limits specified in 447498 D04 Interim General Radio Frequency Exposure Guidelines v01. The gain of the antenna used in the product was extracted from the supplied antenna data sheet and the maximum total power input to the antenna was also measured. Calculate the distance from the product to the MPE limit by the formula.

2.2 LIMIT

For single RF sources (i.e., any single fixed RF source, mobile device, or portable device, as defined in paragraph (b)(2) of this section): A single RF source is exempt if:

(A) The available maximum time-averaged power is no more than 1 mW, regardless of separation distance. This exemption may not be used in conjunction with other exemption criteria other than those in paragraph (b)(3)(ii)(A) of Part 1.1307. Medical implant devices may only use this exemption and that in paragraph (b)(3)(ii)(A);

(B) Or the available maximum time-averaged power or effective radiated power (ERP), whichever is greater, is less than or equal to the threshold P_{th} (mW) described in the following formula. This method shall only be used at separation distances (cm) from 0.5 centimeters to 40 centimeters and at frequencies from 0.3 GHz to 6 GHz (inclusive). P_{th} is given by:

$$P_{th} \text{ (mW)} = \begin{cases} ERP_{20 \text{ cm}} (d/20 \text{ cm})^x & d \leq 20 \text{ cm} \\ ERP_{20 \text{ cm}} & 20 \text{ cm} < d \leq 40 \text{ cm} \end{cases}$$

Where

$$x = -\log_{10} \left(\frac{60}{ERP_{20 \text{ cm}} \sqrt{f}} \right) \text{ and } f \text{ is in GHz;}$$

and

$$ERP_{20 \text{ cm}} \text{ (mW)} = \begin{cases} 2040f & 0.3 \text{ GHz} \leq f < 1.5 \text{ GHz} \\ 3060 & 1.5 \text{ GHz} \leq f \leq 6 \text{ GHz} \end{cases}$$

d = the separation distance (cm);



(C) Or using below table and the minimum separation distance (R in meters) from the body of a nearby person for the frequency (f in MHz) at which the source operates, the ERP (watts) is no more than the calculated value prescribed for that frequency. For the exemption in Table 1 to apply, R must be at least $\lambda/2\pi$, where λ is the free-space operating wavelength in meters. If the ERP of a single RF source is not easily obtained, then the available maximum time-averaged power may be used in lieu of ERP if the physical dimensions of the radiating structure(s) do not exceed the electrical length of $\lambda/4$ or if the antenna gain is less than that of a half-wave dipole (1.64 linear value).

RF Source frequency (MHz)	Threshold ERP(watts)
0.3-1.34	$1,920 R^2$.
1.34-30	$3,450 R^2/f^2$.
30-300	$3.83 R^2$.
300-1,500	$0.0128 R^2f$.
1,500-100,000	$19.2R^2$.



For multiple RF sources: Multiple RF sources are exempt if:

(A) The available maximum time-averaged power of each source is no more than 1 mW and there is a separation distance of two centimeters between any portion of a radiating structure operating and the nearest portion of any other radiating structure in the same device, except if the sum of multiple sources is less than 1 mW during the time-averaging period, in which case they may be treated as a single source (separation is not required). This exemption may not be used in conjunction with other exemption criteria other than those is paragraph (b)(3)(i)(A) of Part 1.1307. Medical implant devices may only use this exemption and that in paragraph (b)(3)(i)(A).

(B) in the case of fixed RF sources operating in the same time-averaging period, or of multiple mobile or portable RF sources within a device operating in the same time averaging period, if the sum of the fractional contributions to the applicable thresholds is less than or equal to 1 as indicated in the following equation.

$$\sum_{i=1}^a \frac{P_i}{P_{th,i}} + \sum_{j=1}^b \frac{ERP_j}{ERP_{th,j}} + \sum_{k=1}^c \frac{Evaluated_k}{Exposure Limit_k} \leq 1$$

Where:

a = number of fixed, mobile, or portable RF sources claiming exemption using paragraph (b)(3)(i)(B) of Part 1.1307 for Pth, including existing exempt transmitters and those being added.

b = number of fixed, mobile, or portable RF sources claiming exemption using paragraph (b)(3)(i)(C) of Part 1.1307 for Threshold ERP, including existing exempt transmitters and those being added.

c = number of existing fixed, mobile, or portable RF sources with known evaluation for the specified minimum distance including existing evaluated transmitters.

Pi = the available maximum time-averaged power or the ERP, whichever is greater, for fixed, mobile, or portable RF source i at a distance between 0.5 cm and 40 cm (inclusive).

Pth,i = the exemption threshold power (Pth) according to paragraph (b)(3)(i)(B) of this section for fixed, mobile, or portable RF source i.

ERPj = the ERP of fixed, mobile, or portable RF source j.

ERPth,j = exemption threshold ERP for fixed, mobile, or portable RF source j, at a distance of at least $\lambda/2\pi$ according to the applicable formula of paragraph (b)(3)(i)(C) of Part 1.1307.

Evaluatedk = the maximum reported SAR or MPE of fixed, mobile, or portable RF source k either in the device or at the transmitter site from an existing evaluation at the location of exposure.

Exposure Limitk = either the general population/uncontrolled maximum permissible exposure (MPE) or specific absorption rate (SAR) limit for each fixed, mobile, or portable RF source k, as applicable from § 1.1310.



2.3 TEST RESULT

Turn up

Mode	Detector	Turn up Power
BT	AV	6±1dBm
BLE	AV	4±1dBm

Protocol	Fre. (GHz)	Separation distance (cm)	Max Turn up power (dBm)	ANT Gain (dBi)	Max EIRP (dBm)	Max EIRP (mW)	Limit (mW)	Ratio	Result
BT	2.480	20	7	3.19	10.19	10.445	3060	0.003	Pass
BLE	2.480	20	5	3.19	8.19	6.592	3060	0.002	Pass

Note: The Maximum power is less than the limit, complies with the exemption requirements.

*****END OF THE REPORT*****