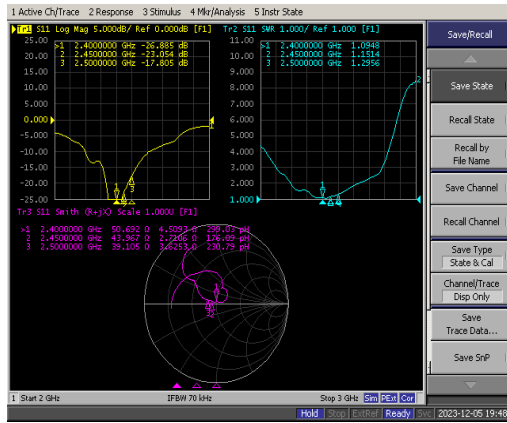
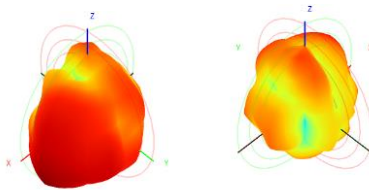


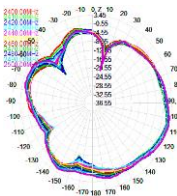
Return Loss&VSWR



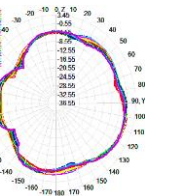
2400-2500MHz Passive field pattern diagram



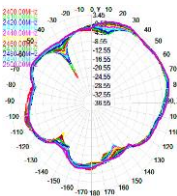
E1 (XZ)



E2 (YZ)



H (XY)



2400-2500MHZ Passive efficiency@gain

Frequency (MHz)	2400	2410	2420	2430	2440	2450	2460	2470	2480	2490	2500
Efficiency (dBi)	-3.97	-4.09	-4.03	-3.97	-3.84	-3.83	-3.82	-3.80	-3.69	-3.56	-3.41
Gain (dBi)	3.41	3.49	3.84	4.09	4.34	4.33	4.34	4.30	4.30	4.24	4.25
Efficiency (%)	40.08	39.02	39.56	40.10	41.35	41.36	41.45	41.70	42.80	44.06	45.59

