

Instruction Manual

- The company reserves the right to modify the content of this notice without notice. According to normal circumstances, some functions are different in a specific software version.
- The product should be charged for more than 2 hours before use, but avoid charging for a long time in an unmanned environment.
- Please attach the magnetic charging cable to the charging port of the bracelet automatically.
- Please use the input voltage: 5V/1A or 5V/2A charging head, with the original charging cable provided by the manufacturer.
- It is forbidden to use the on-board charging head to charge (the voltage is unstable when the car is ignited or turned off);

APP download login

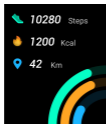
- APP download method "OnWear":
 1. Apple mobile phones can be downloaded in the App Store;
 2. Android phones can be downloaded in Google play store and app treasure;
 3. Or scan the QR code in the watch to download (compatible: IOS10.0 above /Android5.0 above);
- Install the APP, please register and log in according to the interface prompts, you need to turn on the

Bluetooth;

- In the device interface, select the Bluetooth name LW45 for binding, and the watch can be used normally.

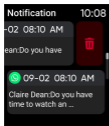
How to Operate

- 1、 Slide the dial interface from top to bottom to enter the shortcut interface;
- 2、 Slide the dial interface from bottom to top to enter the information list interface;
- 3、 Slide the dial interface from left to right to enter the menu style interface;
- 4、 Slide the dial interface from right to left to enter interfaces such as step counting, heart rate and sleep.



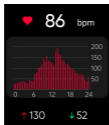
Sports Data

Click the data icon to enter sports data interface and check the corresponding date for the day: steps, distance and calorie.



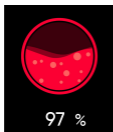
Messages

After the watch is connected to the mobile APP, the newly pop-up information on the mobile phone will be pushed to the watch side synchronously. The watch will store multiple pieces of information.




Heart Rate

After a successful switch, it starts to measure after the bottom green light is on; it takes about 30~60s to measure and the measuring value is based on PPG technology.



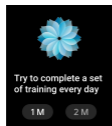
Blood oxygen

After the switch is successful, the red indicator light at the bottom lights up, and it will start measuring. It takes about 30 to 60 seconds, and the measured value is based on PPG technology.



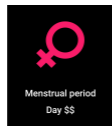
Sleep Monitoring

The interface shows your sleep conditions for the day. Data is updated per day and meanwhile synchronized to APP.



Breath training

Enter the breathing training function, select the corresponding time, and follow the prompts on the watch to do the action until it is completed.



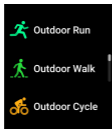
Women's health

Set the female in the app, set the corresponding status on the menstrual period and sync to the watch, the watch will display the set status content.



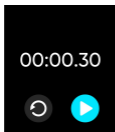
Weather

After the watch is connected to the mobile app, the weather will be automatically synchronized to the watch.




Sports Mode

Enter Sports Mode to enjoy various exercise modes: hiking, running, climbing, cycling, basketball, yoga and elliptical machine;



Stopwatch

Time: click the triangle icon to start and click again to pause (the left icon means resetting);



Music

Play Music: After a successful connection, open music player to control;



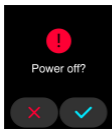
Timer

Timer function-After selecting the corresponding time, start the timer, and the timer will end the vibration reminder.



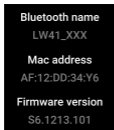
Dial switch

The dial can be selected, and the dial can be switched by long pressing the dial, and it supports push dial (the watch has multiple dials built in).



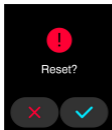
On/Off

Long press "On/Off" key for 3s to power on. The bracelet will automatically power on when it is charging. Click the "Off" icon to power off.



System Information

Check the bracelet's information such as Bluetooth name, Mac address, firmware version and UI version.



Restore Factory Settings

All personal data will be removed. If you confirm to restore factory settings.

Product parameter

Please read this manual first to ensure safe and correct use

- The data of this product is for health management reference only. Please do not use it as medical data. If abnormal physical data is found, the hospital shall prevail.

- The waterproof rating of the watch is IP68. You can use it normally in daily life situations such as hand washing or rain. Please do not put the watch in hot water, do not perform operations such as underwater pressing or deep diving, and do not expose the watch to corrosion Sexual liquid to prevent damage to the watch.The waterproof function is not permanently effective, and the protective performance may be reduced due to daily wear and tear.

Waterproof rating: IP68

Sensor: 3-axis G-sensor

Battery capacity: 260mAh

Synchronization method: Bluetooth

Resolution: 240*280

Display screen: 1.69TFT

Working time: about 5-7 days

Working temperature: -10°C ~ 50°C

Packing list: host, charging cable

Compatible system: IOS 10.0 above, Android 5.0 above

Manufacture:

shenzhen Linwear Innovation Technology Co.,Ltd

Address: 301, BUILDING 7,NO.69 GUANLAN AVENUE,

XIKENG COMMUNITY,FUCHENG STREET,LONGHUA

DISTRICT,SHENZHEN

Email/Tel: ason.lin@linwear.com

SHUNSHUN GmbH

EC REP Römeräcker 9 22021,76351

Linkenheim-Hochstetten,Germany euvertreter@gmail.com

CE& Made In China a

This product complies with the radio interference
requirements of the United Kingdom

FCC STATEMENT :

This device complies with Part 15 of the FCC Rules. Operation is subject to the following two conditions:

This device may not cause harmful interference, and

This device must accept any interference received, including interference that may cause undesired operation.

Warning: Changes or modifications not expressly approved by the party responsible for compliance could void the user's authority to operate the equipment.

NOTE: This equipment has been tested and found to comply with the limits for a Class B digital device, pursuant to Part 15 of the FCC Rules. These limits are designed to provide reasonable protection against harmful interference in a residential installation. This equipment generates uses and can radiate radio frequency energy and, if not installed and used in accordance with the instructions, may cause harmful interference to radio communications. However, there is no guarantee that interference will not occur in a particular installation. If this equipment does cause harmful interference to radio or television reception, which can be determined by turning the equipment off and on, the user is encouraged to try to correct the interference by one or more of the following measures:

Reorient or relocate the receiving antenna.

Increase the separation between the equipment and receiver.

Connect the equipment into an outlet on a circuit different from that to which the receiver is connected.

Consult the dealer or an experienced radio/TV technician for help.

RF warning statement:

The device has been evaluated to meet general RF exposure requirement. The device can be used in portable exposure condition without restriction.

Product name: Smart watch

Product model: LW45

Manufacturer: SHENZHEN LINWEAR INNOVATION TECHNOLOGY CO.,LTD.

Frequency Range: 2.4GHZ-2.48GHZ,

Max. Transmit Power: BLE: 0.55dBm Max

SIMPLIFIED EU DECLARATION OF CONFORMITY

The simplified EU declaration of conformity referred to in Article 10(9) shall be provided as follows:

Hereby, SHENZHEN LINWEAR INNOVATION TECHNOLOGY CO.,LTD.declares that radio equipment type LW45is in compliance with Directive 2014/53/EU, and this product is allowed to be used in all EU member states.

The full text of the EU declaration of conformity is available at following

This product can be used across EU member states.

BATTERY Warning: CAUTION:RISK OF EXPLOSION IF BATTERY IS REPLACED BY AN INCORRECT TYPE DISPOSE OF USED BATTERIES ACCORDING TO THE INSTRUCTIONS

EUT Operating temperature: -10~40°C