



# Appendix D

## Photographs

1. SAR measurement System
2. Photographs of Tissue Simulate Liquid
3. Photographs of EUT test position
4. EUT Constructional Details







# 1. SAR measurement System






## 2. Photographs of Tissue Simulate Liquid

Photo 1: Tissue Simulant Liquid for Head 2450	Photo 2: Tissue Simulant Liquid for Head 5000
	







### 3. Photographs of EUT test position

Photo 3: Rear side 0mm	NA
	NA





### 4. EUT Constructional Details

Photo 4: Front View	Photo 5: Back View
	

立讯检测股份  
LCS Testing Lab

立讯检测股份  
LCS Testing Lab

立讯检测股份  
LCS Testing Lab

立讯检测股份  
LCS Testing Lab

立讯检测股份  
LCS Testing Lab

立讯检测股份  
LCS Testing Lab

立讯检测股份  
LCS Testing Lab

立讯检测股份  
LCS Testing Lab

立讯检测股份  
LCS Testing Lab

立讯检测股份  
LCS Testing Lab

立讯检测股份  
LCS Testing Lab

