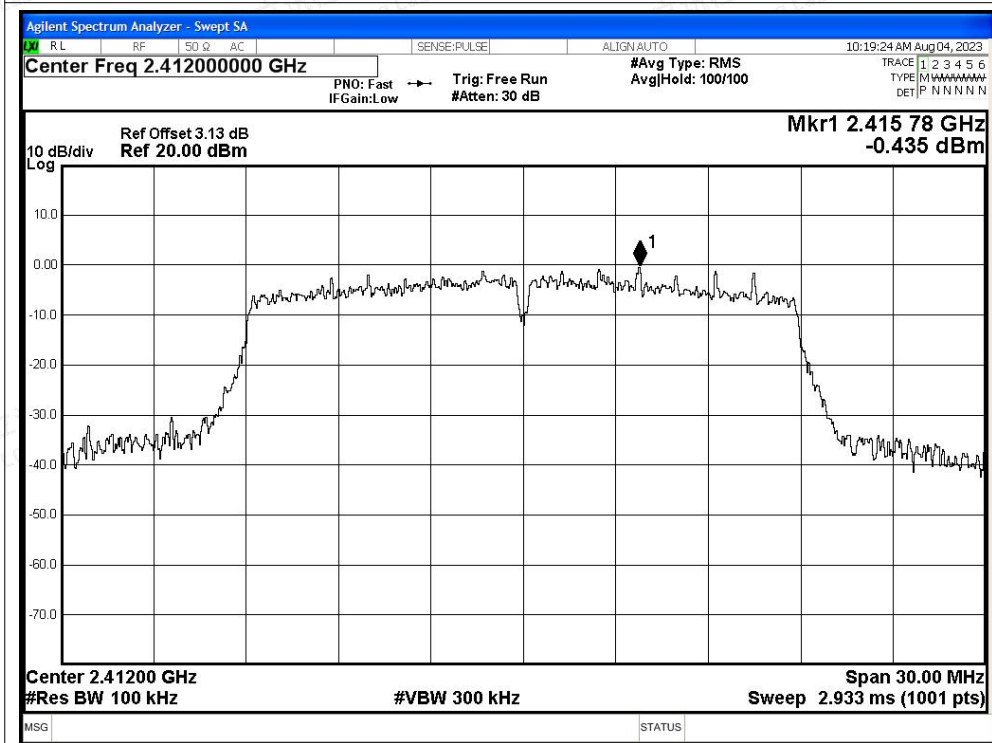
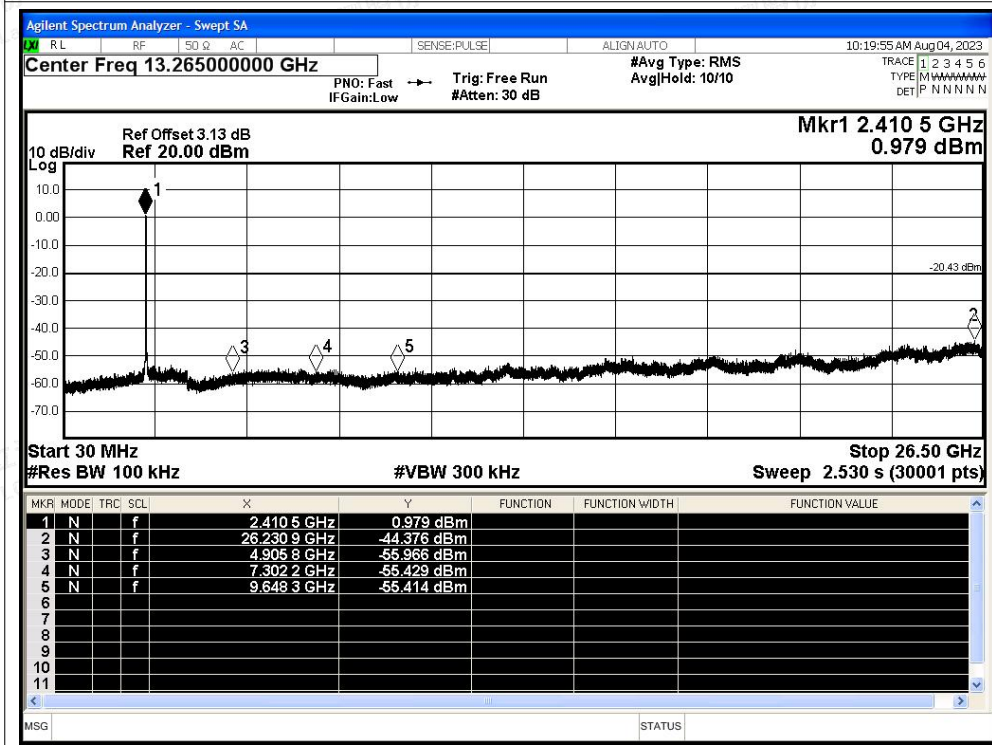




Tx. Spurious NVNT n20 2412MHz Ant1 Ref

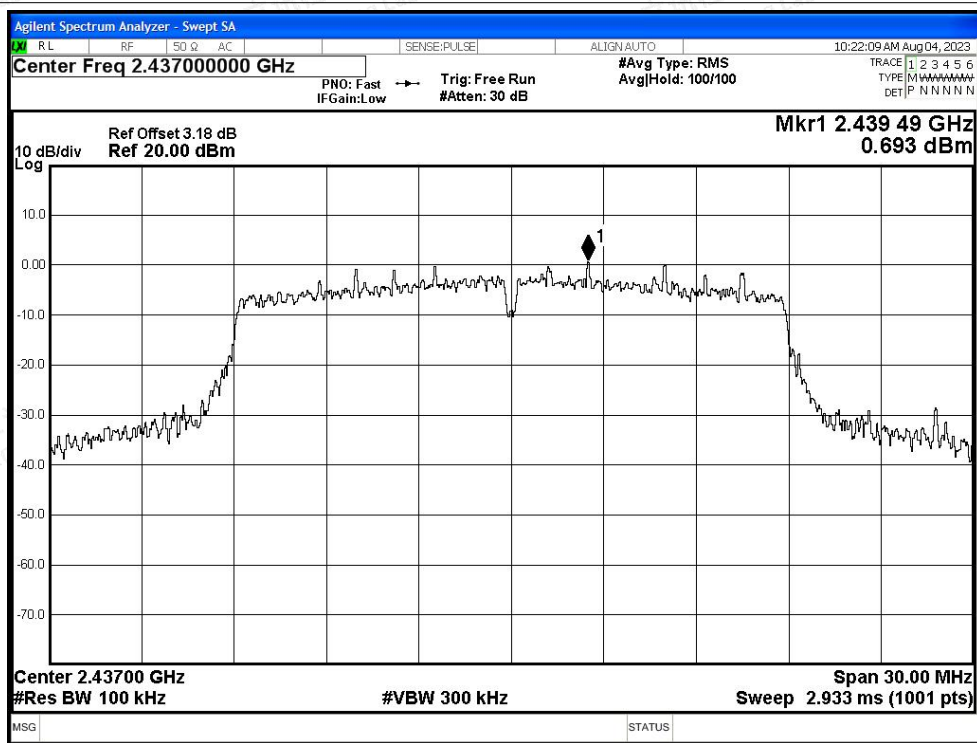


Tx. Spurious NVNT n20 2412MHz Ant1 Emission

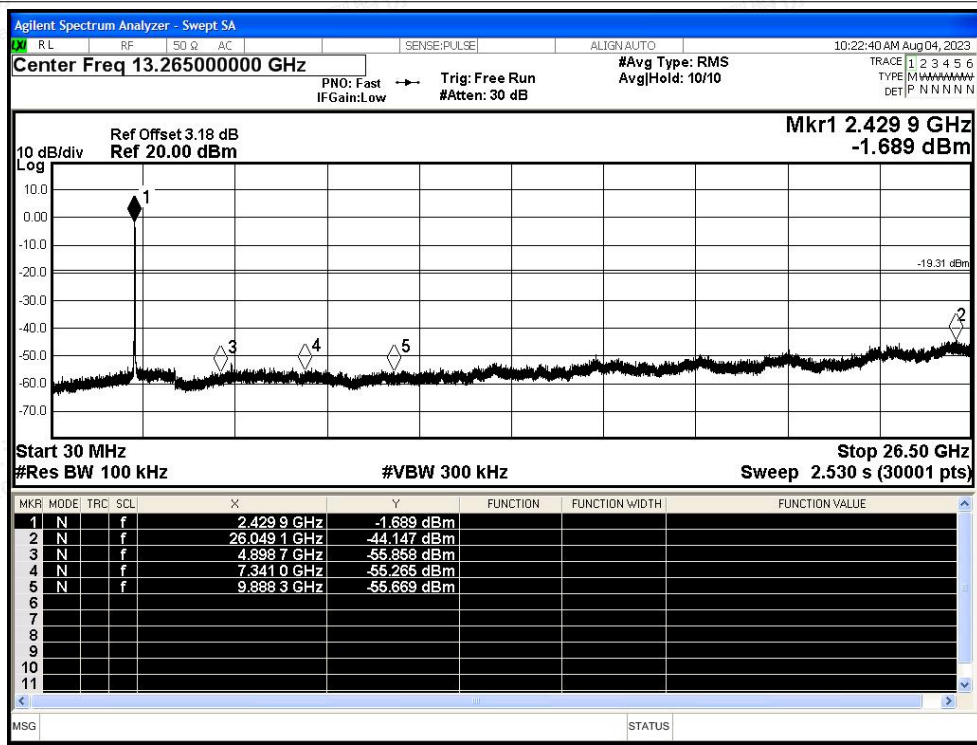




Tx. Spurious NVNT n20 2437MHz Ant1 Ref

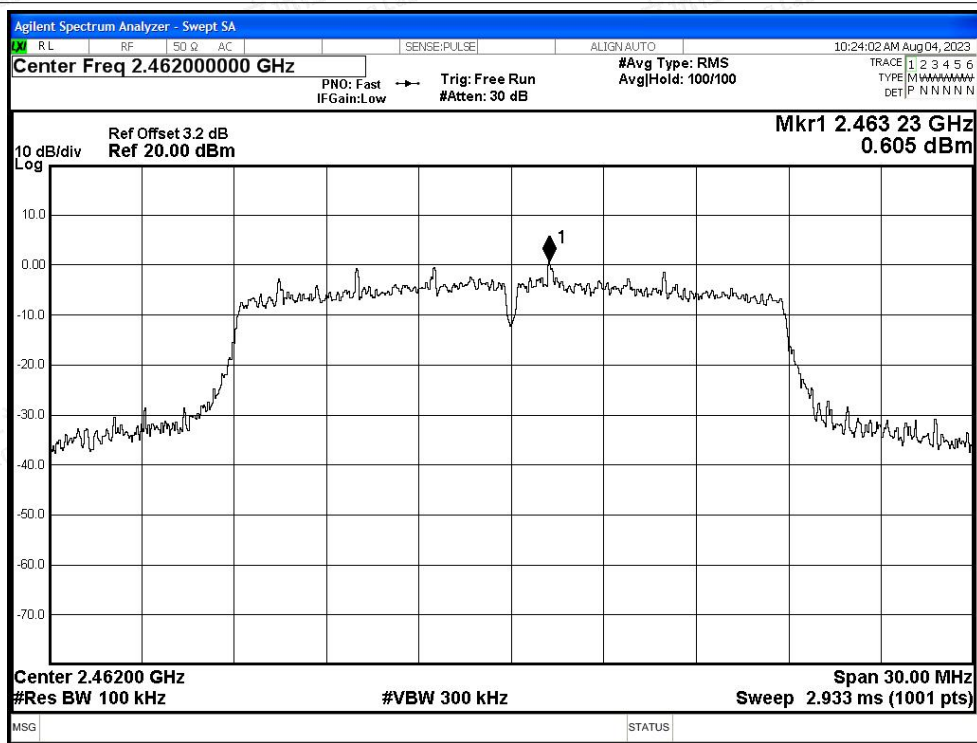


Tx. Spurious NVNT n20 2437MHz Ant1 Emission

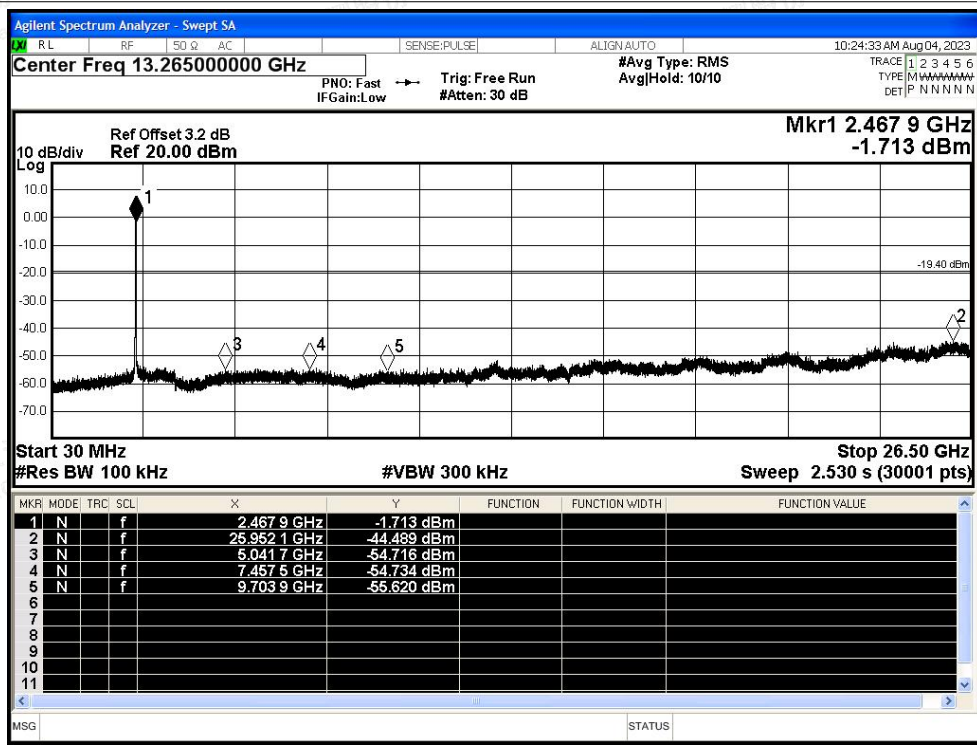




Tx. Spurious NVNT n20 2462MHz Ant1 Ref



Tx. Spurious NVNT n20 2462MHz Ant1 Emission





B.6 Duty Cycle

Condition	Mode	Frequency (MHz)	Antenna	Duty Cycle (%)	Correction Factor (dB)	1/T (kHz)
NVNT	b	2412	Ant1	99.67	0	0.12
NVNT	b	2437	Ant1	99.67	0	0.12
NVNT	b	2462	Ant1	99.69	0	0.12
NVNT	g	2412	Ant1	97.76	0.1	0.72
NVNT	g	2437	Ant1	97.76	0.1	0.72
NVNT	g	2462	Ant1	97.76	0.1	0.72
NVNT	n20	2412	Ant1	97.46	0.11	0.77
NVNT	n20	2437	Ant1	97.46	0.11	0.77
NVNT	n20	2462	Ant1	97.46	0.11	0.77

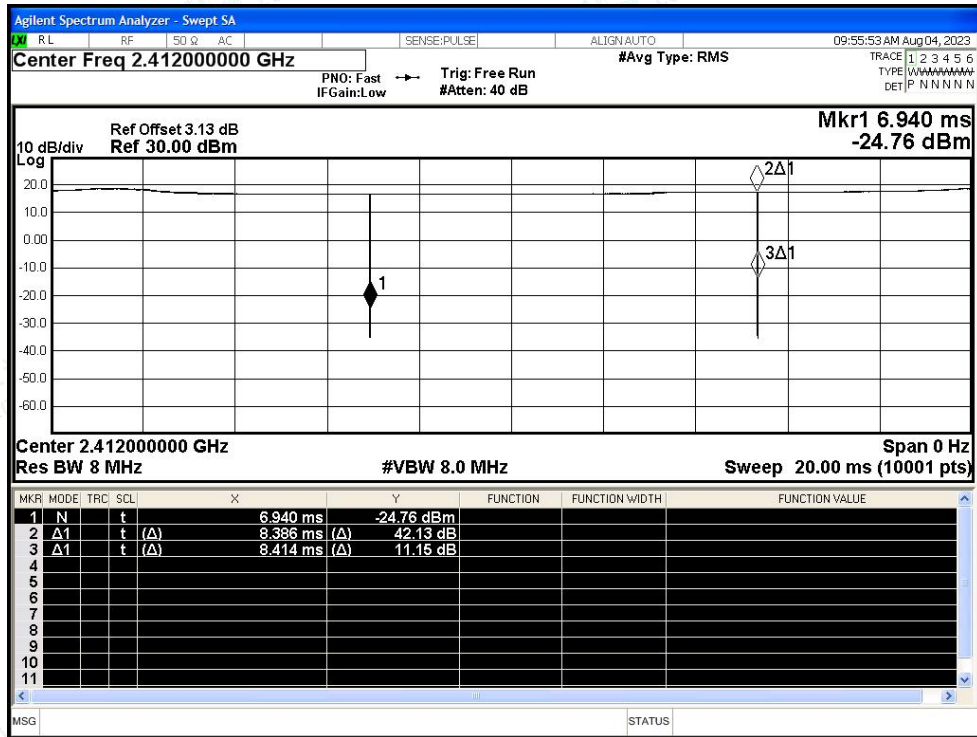


Shenzhen LCS Compliance Testing Laboratory Ltd.
Add: 101, 201 Bldg A & 301 Bldg C, Juji Industrial Park Yabianxueziwei, Shajing Street, Baoan District, Shenzhen, 518000, China
Tel: +(86) 0755-82591330 | E-mail: webmaster@lcs-cert.com | Web: www.lcs-cert.com
Scan code to check authenticity

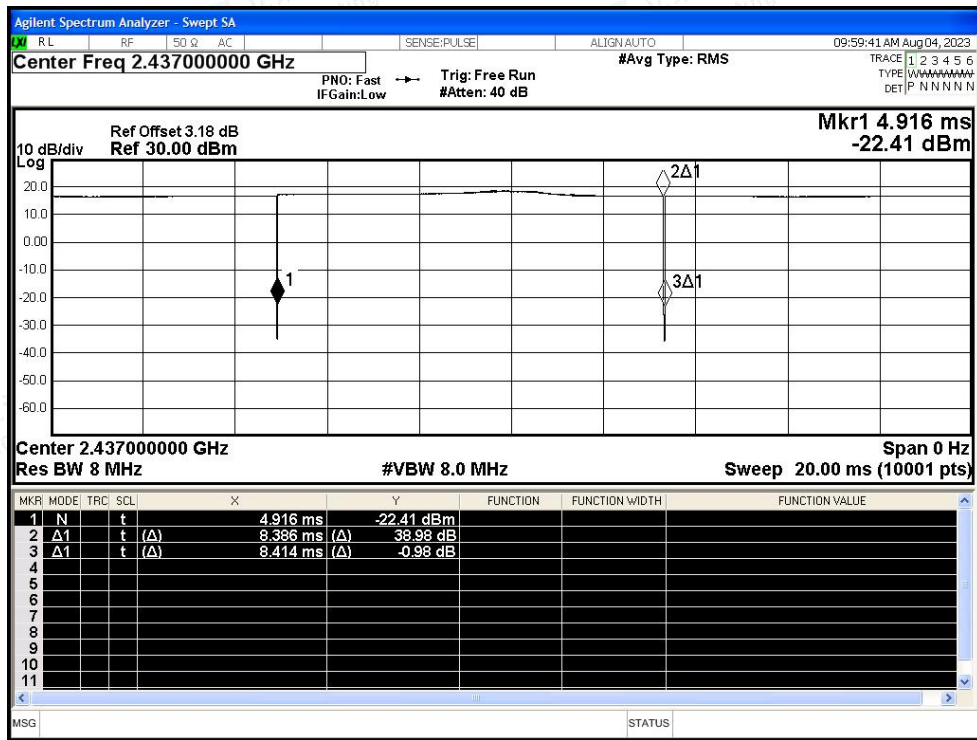


Test Graphs

Duty Cycle NVNT b 2412MHz Ant1

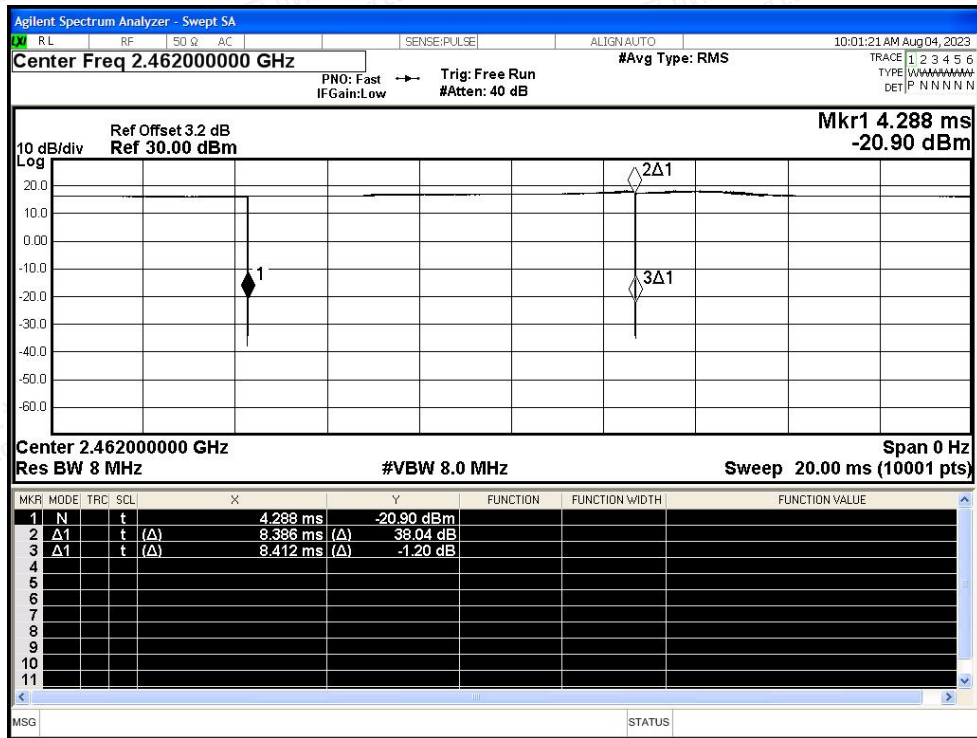


Duty Cycle NVNT b 2437MHz Ant1

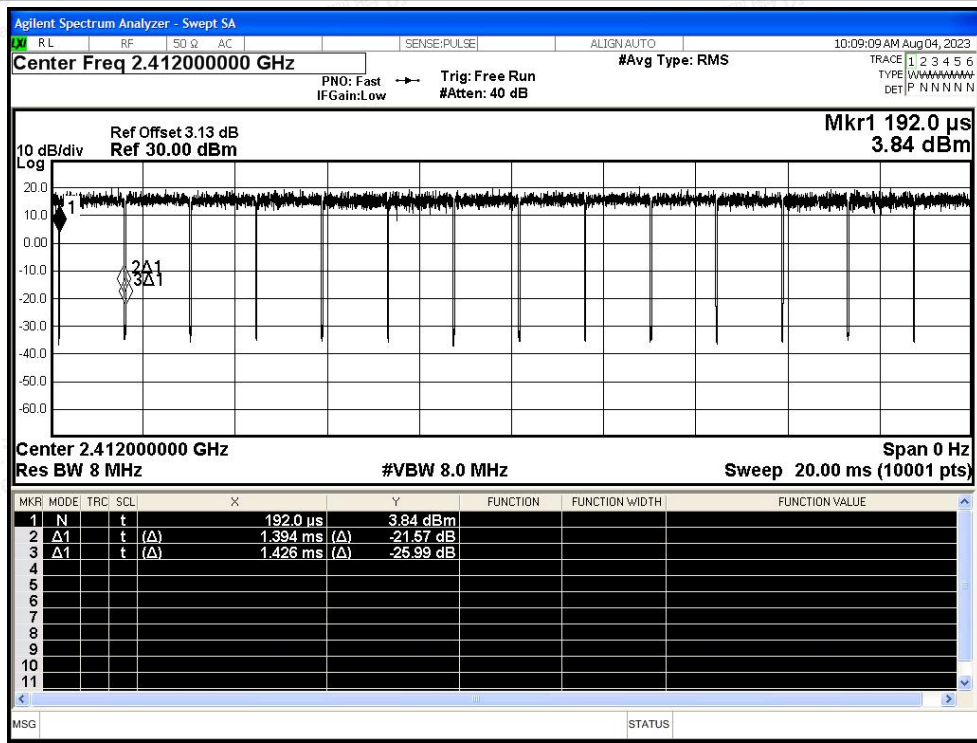




Duty Cycle NVNT b 2462MHz Ant1

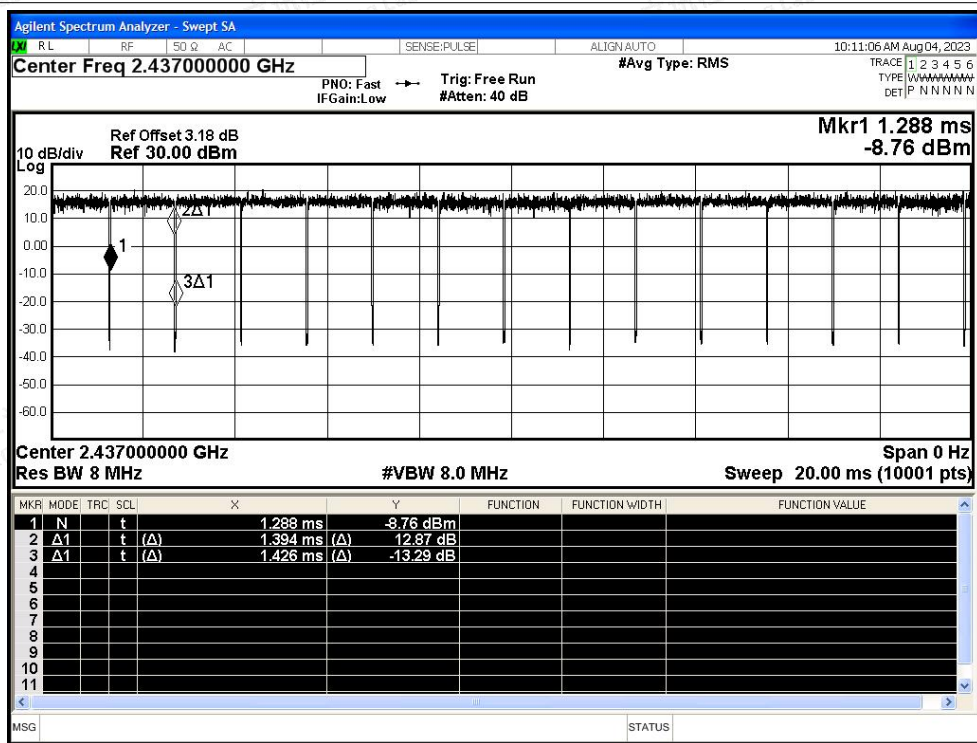


Duty Cycle NVNT g 2412MHz Ant1

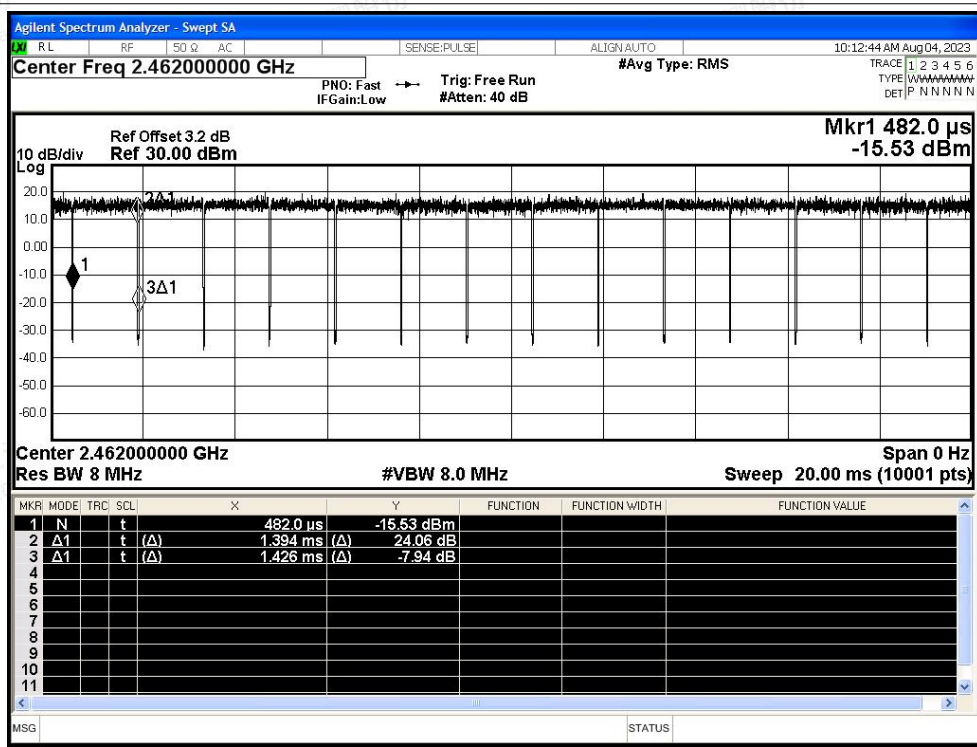




Duty Cycle NVNT g 2437MHz Ant1

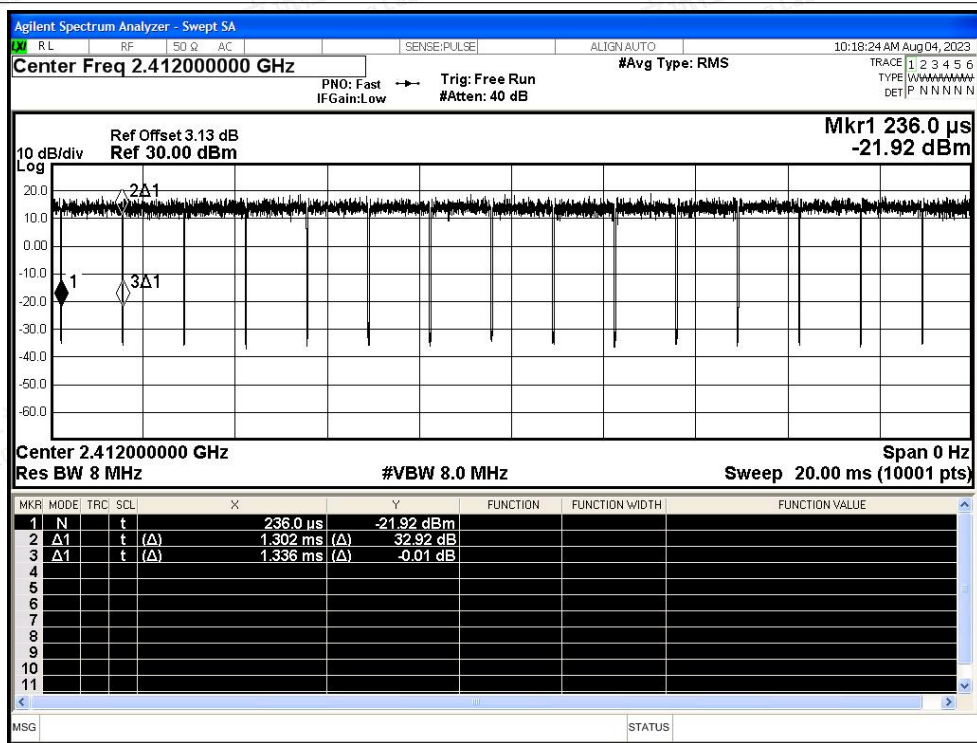


Duty Cycle NVNT g 2462MHz Ant1

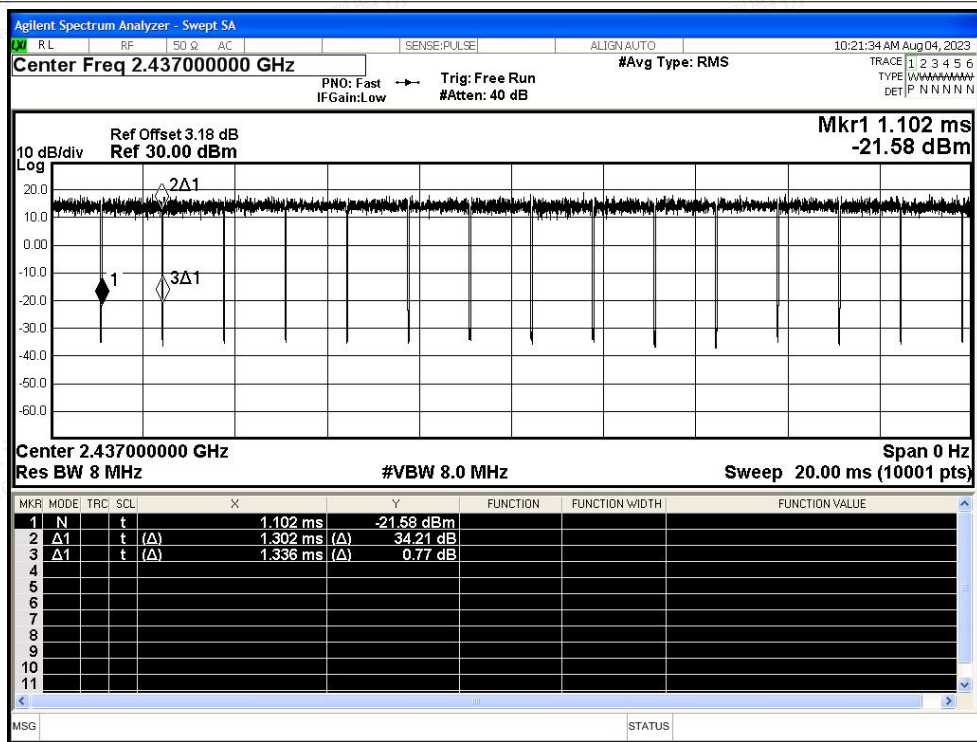




Duty Cycle NVNT n20 2412MHz Ant1

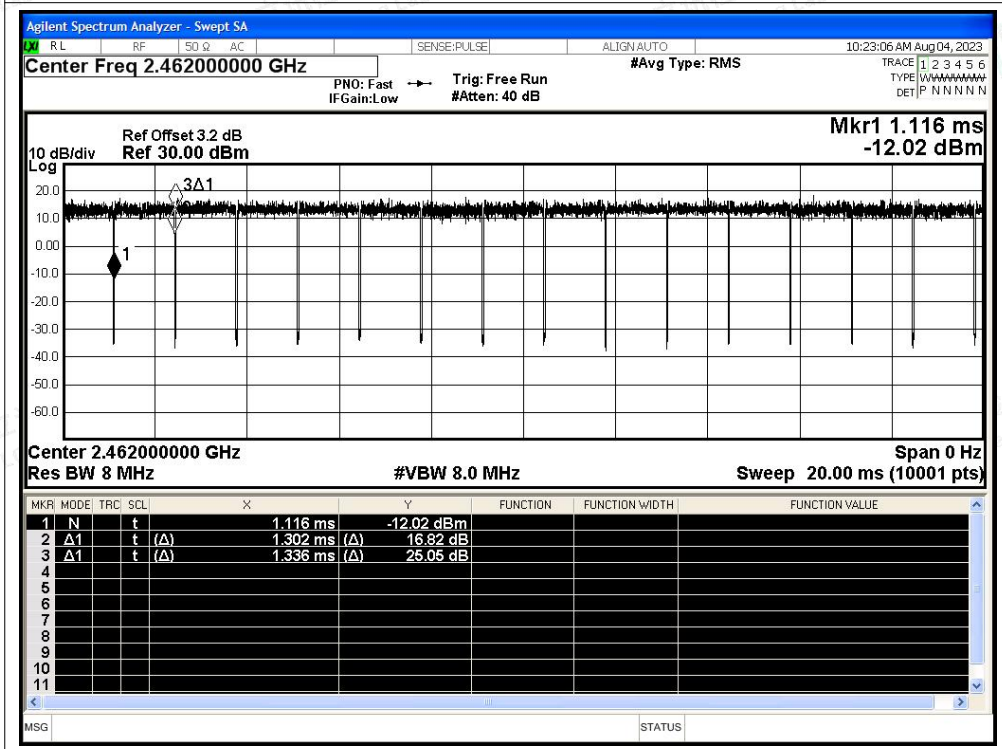


Duty Cycle NVNT n20 2437MHz Ant1





Duty Cycle NVNT n20 2462MHz Ant1





B.7 Restrict Band

Condition	Mode	Frequency (MHz)	Antenna	Spur Freq (MHz)	Power (dBm)	Gain (dBi)	E (dBuV/m)	Detector	Limit (dBuV/m)	Verdict
NVNT	b	2412	Ant1	2310	-49.96	2.56	47.83	Peak	74	Pass
NVNT	b	2412	Ant1	2310	-56.82	2.56	40.97	Average	54	Pass
NVNT	b	2412	Ant1	2385.816	-44.87	2.56	52.92	Peak	74	Pass
NVNT	b	2412	Ant1	2389.911	-54.21	2.56	43.58	Average	54	Pass
NVNT	b	2412	Ant1	2390	-46.31	2.56	51.48	Peak	74	Pass
NVNT	b	2412	Ant1	2390	-54	2.56	43.79	Average	54	Pass
NVNT	b	2462	Ant1	2483.5	-46.73	2.56	51.06	Peak	74	Pass
NVNT	b	2462	Ant1	2483.5	-53.88	2.56	43.91	Average	54	Pass
NVNT	b	2462	Ant1	2484.365	-44.33	2.56	53.46	Peak	74	Pass
NVNT	b	2462	Ant1	2486.909	-53.8	2.56	43.99	Average	54	Pass
NVNT	b	2462	Ant1	2500	-48.21	2.56	49.58	Peak	74	Pass
NVNT	b	2462	Ant1	2500	-55.47	2.56	42.32	Average	54	Pass
NVNT	g	2412	Ant1	2310	-49.24	2.56	48.55	Peak	74	Pass
NVNT	g	2412	Ant1	2310	-55.81	2.56	41.98	Average	54	Pass
NVNT	g	2412	Ant1	2389.326	-32.85	2.56	64.94	Peak	74	Pass
NVNT	g	2412	Ant1	2389.911	-44.62	2.56	53.17	Average	54	Pass
NVNT	g	2412	Ant1	2390	-34.27	2.56	63.52	Peak	74	Pass
NVNT	g	2412	Ant1	2390	-44.56	2.56	53.23	Average	54	Pass
NVNT	g	2462	Ant1	2483.5	-40.44	2.56	57.35	Peak	74	Pass
NVNT	g	2462	Ant1	2483.5	-50.62	2.56	47.17	Average	54	Pass
NVNT	g	2462	Ant1	2483.623	-36.85	2.56	60.94	Peak	74	Pass
NVNT	g	2462	Ant1	2483.835	-50.29	2.56	47.50	Average	54	Pass
NVNT	g	2462	Ant1	2500	-47.48	2.56	50.31	Peak	74	Pass
NVNT	g	2462	Ant1	2500	-53.46	2.56	44.33	Average	54	Pass
NVNT	n20	2412	Ant1	2310	-49.23	2.56	48.56	Peak	74	Pass
NVNT	n20	2412	Ant1	2310	-56.06	2.56	41.73	Average	54	Pass
NVNT	n20	2412	Ant1	2387.805	-33.29	2.56	64.50	Peak	74	Pass
NVNT	n20	2412	Ant1	2389.911	-45.35	2.56	52.44	Average	54	Pass
NVNT	n20	2412	Ant1	2390	-34.86	2.56	62.93	Peak	74	Pass
NVNT	n20	2412	Ant1	2390	-44.81	2.56	52.98	Average	54	Pass
NVNT	n20	2462	Ant1	2483.5	-42.5	2.56	55.29	Peak	74	Pass
NVNT	n20	2462	Ant1	2483.5	-47.93	2.56	49.86	Average	54	Pass
NVNT	n20	2462	Ant1	2483.623	-34.64	2.56	63.15	Peak	74	Pass
NVNT	n20	2462	Ant1	2483.623	-47.83	2.56	49.96	Average	54	Pass
NVNT	n20	2462	Ant1	2500	-47.2	2.56	50.59	Peak	74	Pass
NVNT	n20	2462	Ant1	2500	-53.3	2.56	44.49	Average	54	Pass

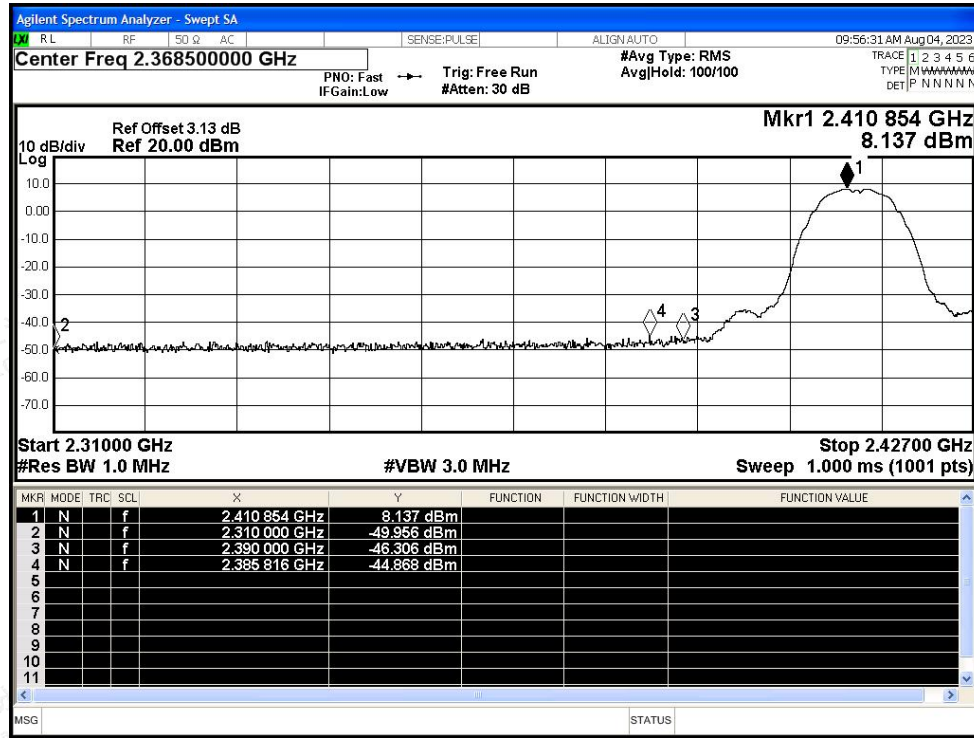


Shenzhen LCS Compliance Testing Laboratory Ltd.
 Add: 101, 201 Bldg A & 301 Bldg C, Juji Industrial Park Yabianxueziwei, Shajing Street, Baoan District, Shenzhen, 518000, China
 Tel: +(86) 0755-82591330 | E-mail: webmaster@lcs-cert.com | Web: www.lcs-cert.com
 Scan code to check authenticity

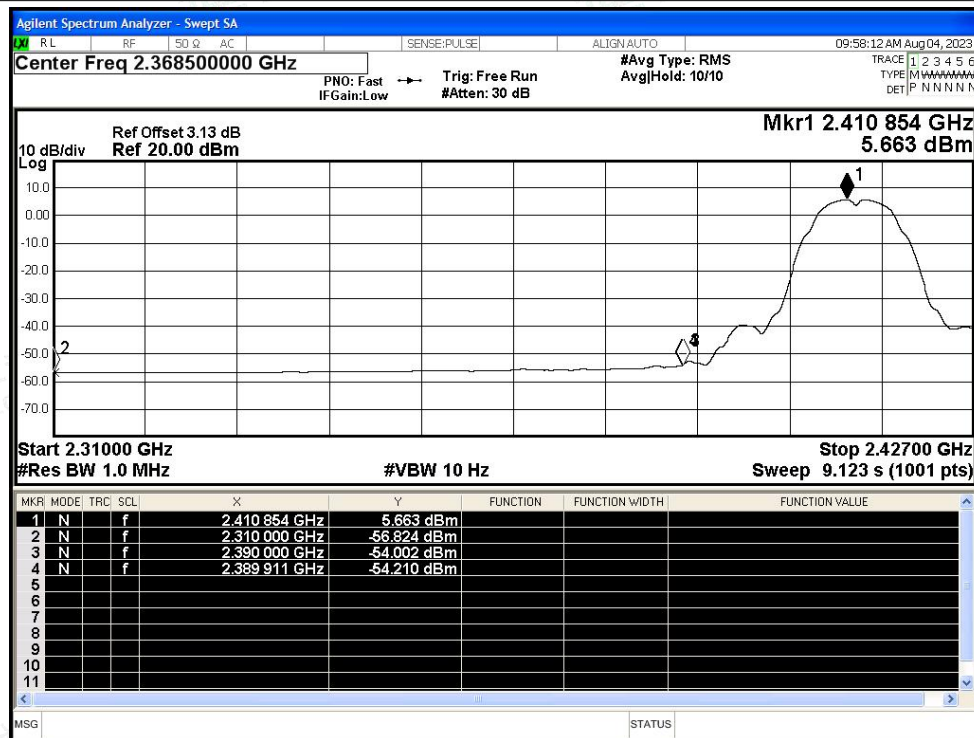


Test Graphs

Restrict Band NVNT b 2412MHz Ant1 Peak

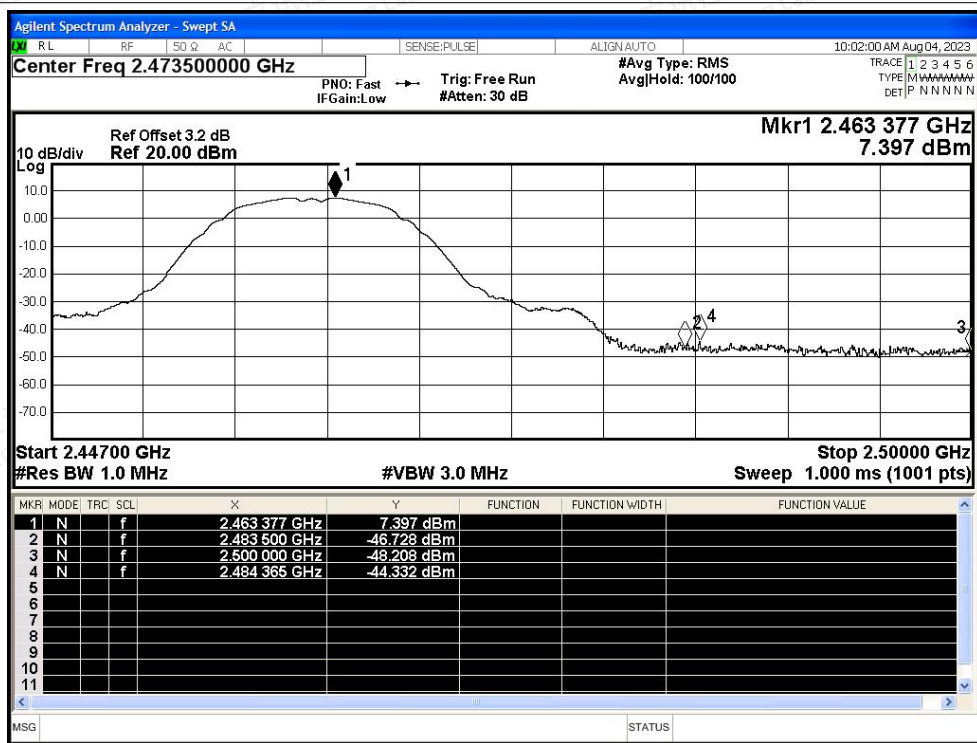


Restrict Band NVNT b 2412MHz Ant1 Average

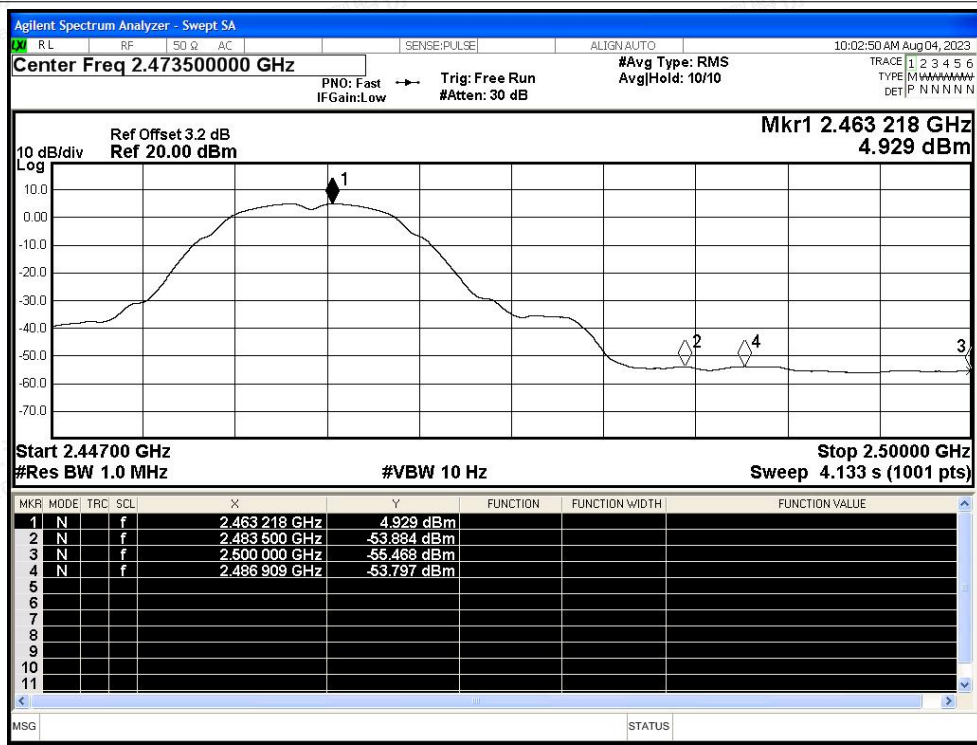




Restrict Band NVNT b 2462MHz Ant1 Peak

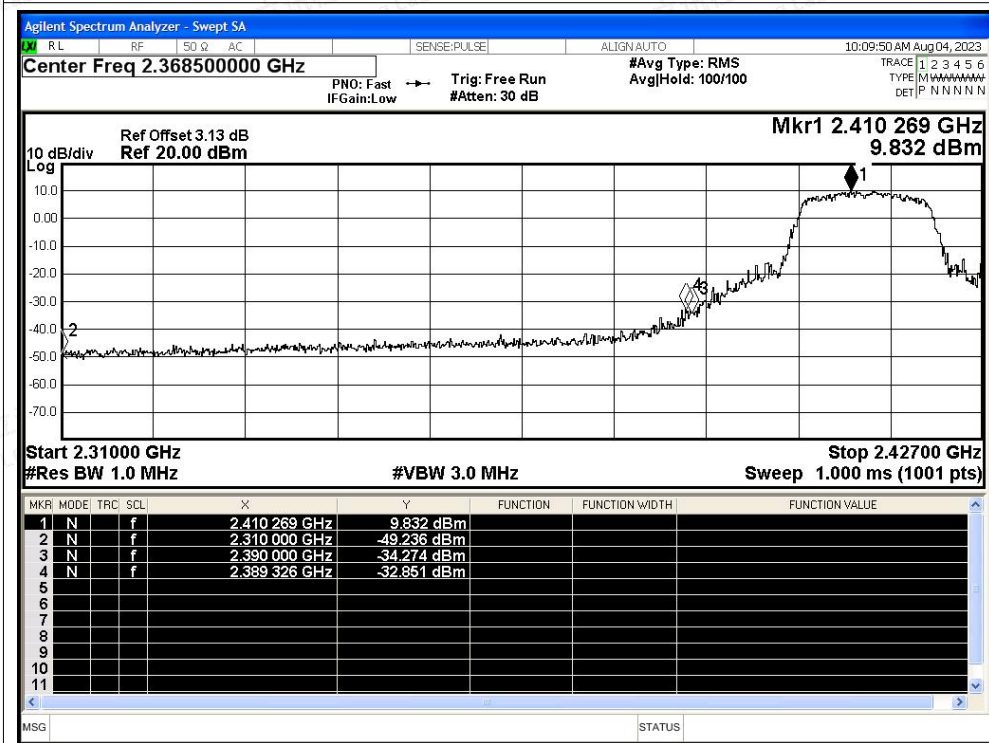


Restrict Band NVNT b 2462MHz Ant1 Average

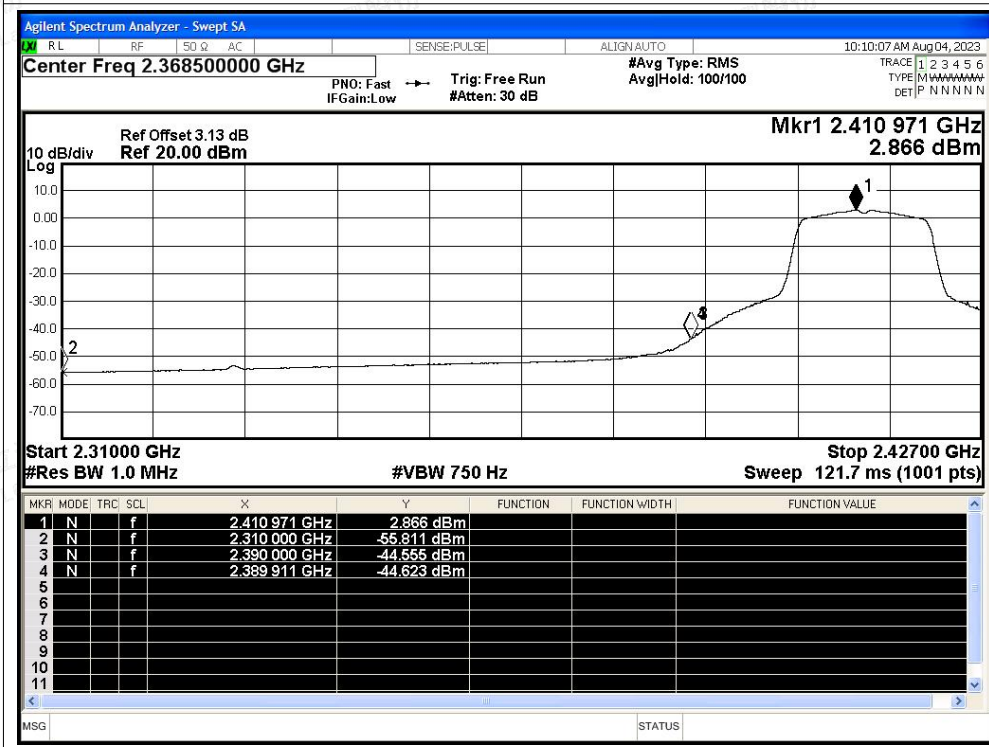




Restrict Band NVNT g 2412MHz Ant1 Peak

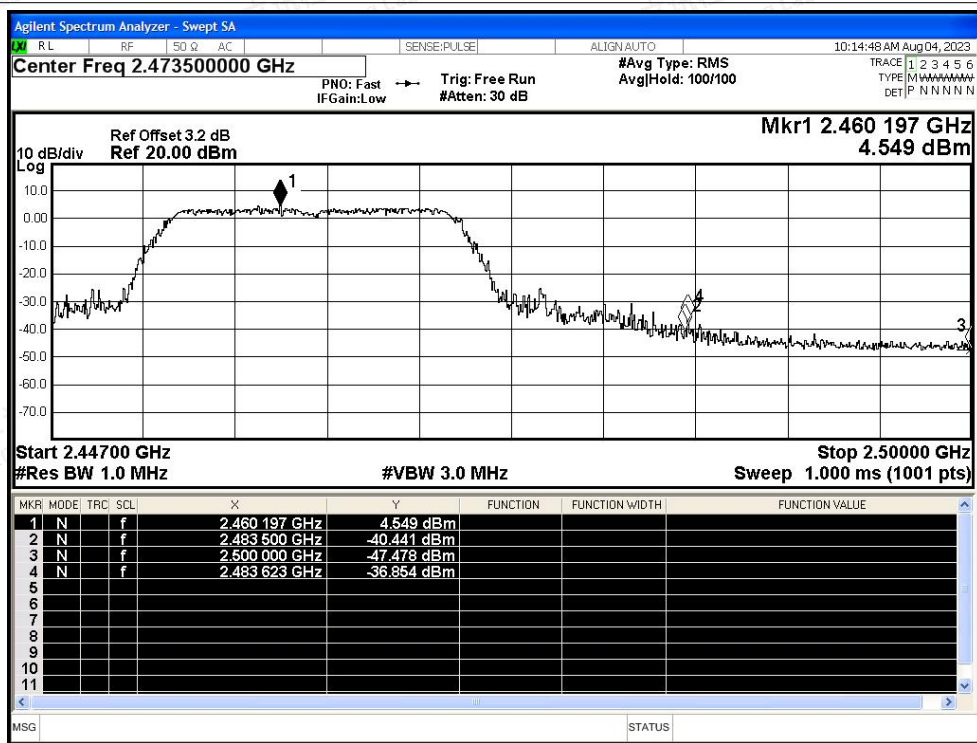


Restrict Band NVNT g 2412MHz Ant1 Average

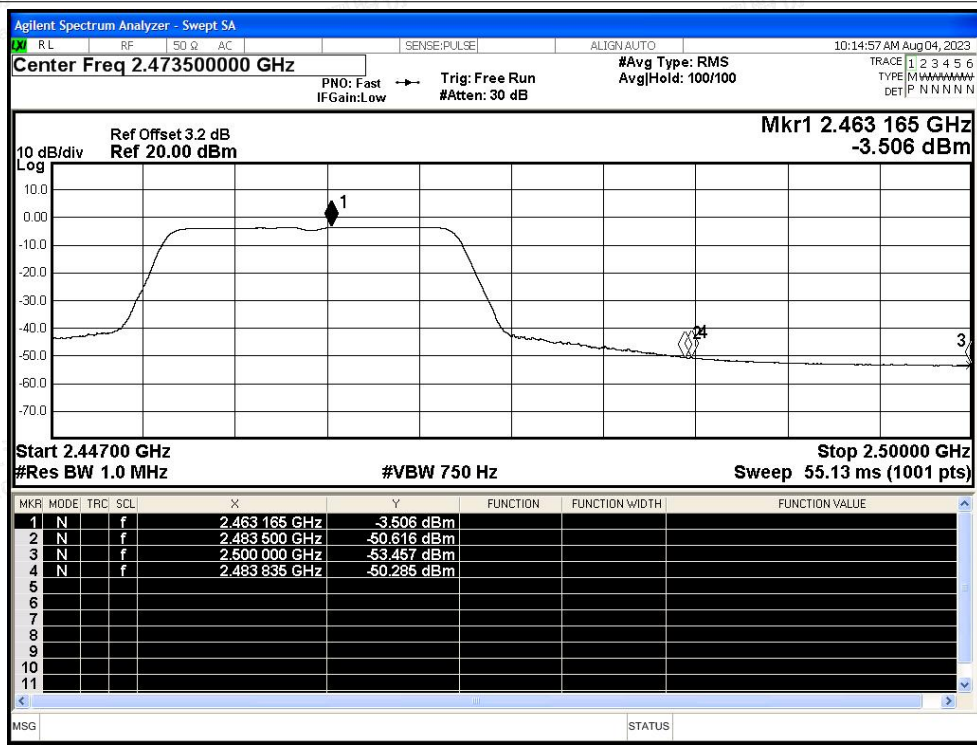




Restrict Band NVNT g 2462MHz Ant1 Peak



Restrict Band NVNT g 2462MHz Ant1 Average

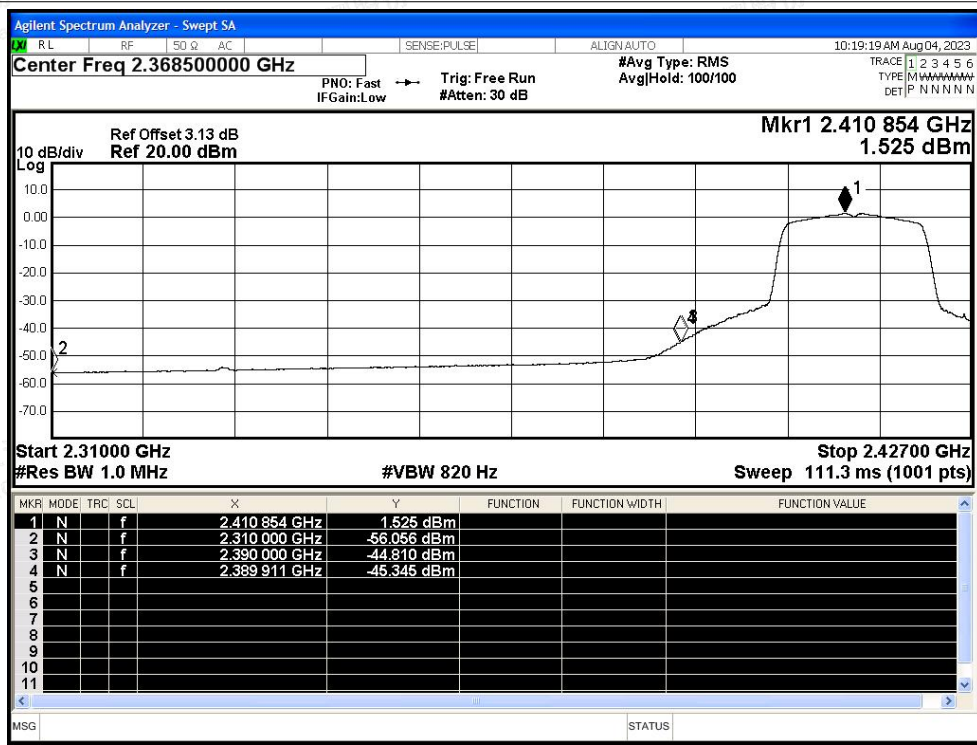




Restrict Band NVNT n20 2412MHz Ant1 Peak

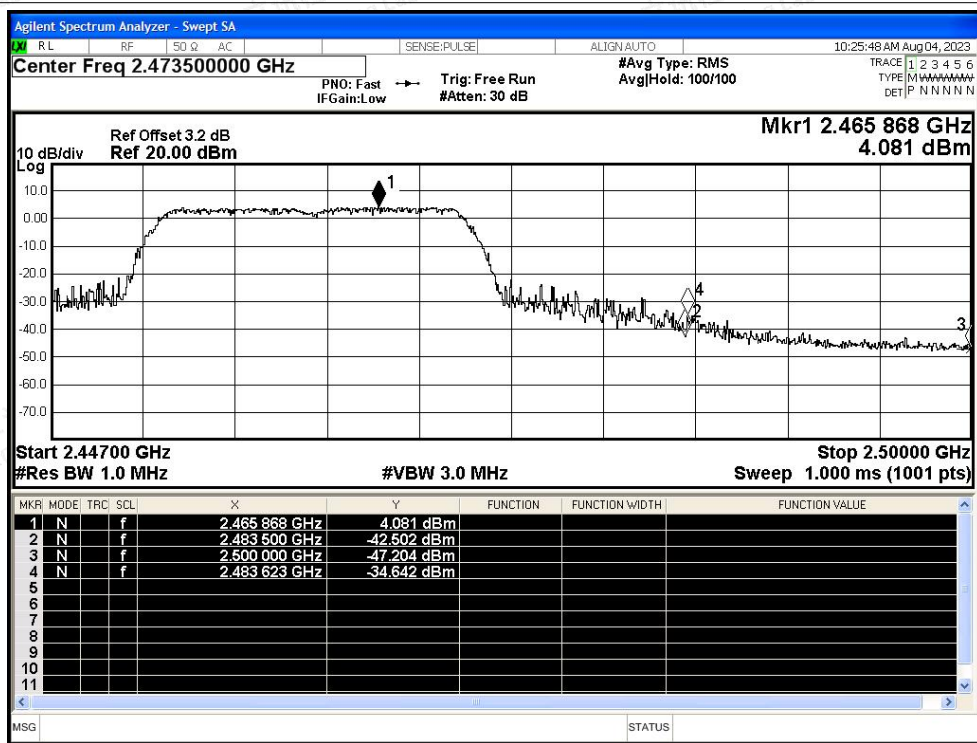


Restrict Band NVNT n20 2412MHz Ant1 Average





Restrict Band NVNT n20 2462MHz Ant1 Peak



Restrict Band NVNT n20 2462MHz Ant1 Average

