


## ANNEX A: TEST SETUP PHOTOGRAPHS



Test setup – radiated test in semi-anechoic chamber (M276)

## ANNEX A: TEST SETUP PHOTOGRAPHS



Test setup – radiated test in semi-anechoic chamber (M276)

## ANNEX A: TEST SETUP PHOTOGRAPHS



Test setup – radiated test in semi-anechoic chamber (M276)


## ANNEX A: TEST SETUP PHOTOGRAPHS



Test setup – radiated test in anechoic chamber (M20)




## ANNEX A: TEST SETUP PHOTOGRAPHS



Test setup – radiated test in anechoic chamber (M20)


## ANNEX A: TEST SETUP PHOTOGRAPHS



Test setup – radiated test in anechoic chamber (M20)



## ANNEX A: TEST SETUP PHOTOGRAPHS



Test setup – radiated test in anechoic chamber (M20)

## ANNEX A: TEST SETUP PHOTOGRAPHS



Test setup – radiated test in anechoic chamber (M20)




## ANNEX A: TEST SETUP PHOTOGRAPHS



Test setup – radiated test in anechoic chamber (M20)

## ANNEX A: TEST SETUP PHOTOGRAPHS



Test setup – antenna port conducted test in shielded chamber