

Antenna Test Report

Report No. : SSP24030274-2A

Manufacturer : Dongguan Baolifeng Electronic Technology Co., Ltd

Product Name : 2.4GHz Antenna

Model Name : Digital Pro 4

Test Standard : IEEE 149-1979

Tested Date : 2024-03-26

Issued Date : 2024-03-27

Tested By : *William Liu* William Liu(Engineer)

Approved By : *Lahm Peng* Lahm Peng (Manager)



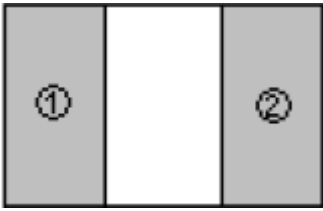
Shenzhen CCUT Quality Technology Co., Ltd.

1F, Building 35, Changxing Technology Industrial Park, Yutang Street, Guangming District, Shenzhen,
Guangdong, China; (Tel.:+86-755-23406590 website: www.ccuttest.com)

This test report is limited to the above client company and the product model only. It may not be duplicated without prior permitted by Shenzhen CCUT Quality Technology Co., Ltd.

1. General Information

1.1 Product Information

Manufacturer:	Dongguan Baolifeng Electronic Technology Co., Ltd
Address of Manufacturer:	4/F, Mingxin Science Park, 138 Qiqiao Road, Qishi Town, Dongguan City, China
Product Name:	2.4GHz Antenna
Model Name:	Digital Pro 4
Frequency Range:	2402MHz - 2480MHz
Type of Antenna:	SMD Antenna
Antenna Gain:	-0.58dBi (Max.)
Impedance:	50 ohm
Antenna View:	<p style="text-align: center;">Length * Width (2cm * 1cm)</p> 

1.2 Test Facilities

Laboratory Name:	<p>Shenzhen CCUT Quality Technology Co., Ltd. 1F, Building 35, Changxing Technology Industrial Park, Yutang Street, Guangming District, Shenzhen, Guangdong, China</p>
<p>All measurement facilities used to collect the measurement data are located at 1F, Building 35, Changxing Technology Industrial Park, Yutang Street, Guangming District, Shenzhen, Guangdong, China.</p>	

1.3 List of Measurement Instruments

Description	Manufacturer	Model	Serial Number	Cal. Date	Due. Date
Horn Antenna	SCHWARZBECK	BBHA 9120D	02553	2023-08-05	2024-08-04
Spectrum Analyzer	KEYSIGHT	N9020A	MY48030972	2023-07-31	2024-07-30
Amplifier	Agilent	8449B	3008A01520	2023-07-31	2024-07-30

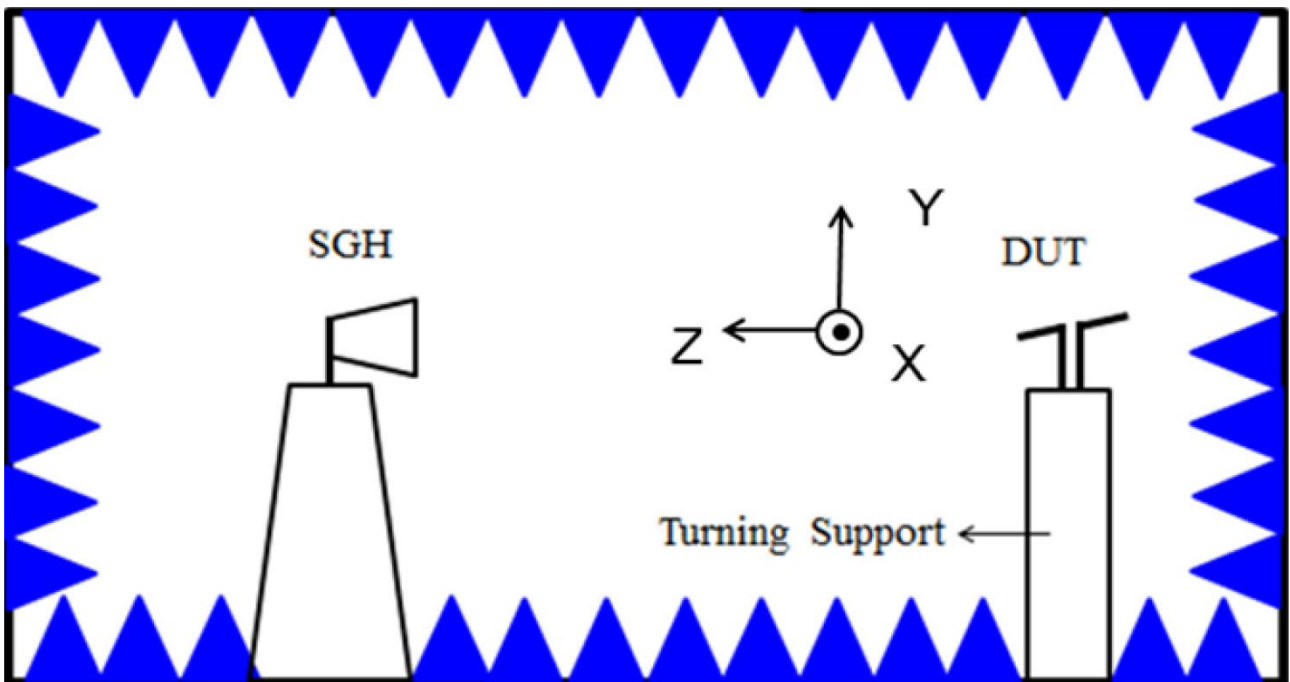
1.4 Measurement Uncertainty

Parameter	Conditions	Uncertainty
Radiated Emissions	1Hz ~ 6GHz	±3.38 dB

1.5 Test Methodology

All measurements contained in this report were conducted with standards IEEE 149-1979 for IEEE Standard Test Procedures for Antennas.

1.6 Test Setup

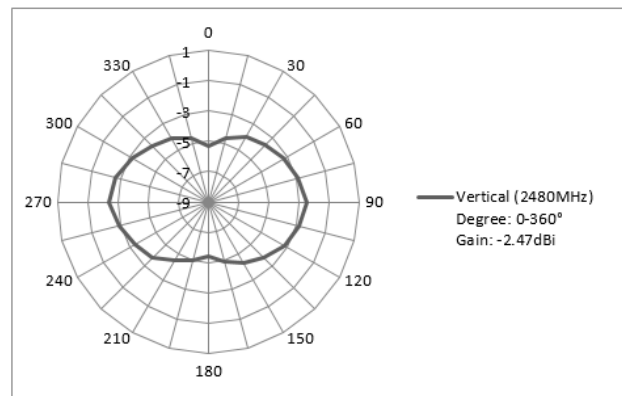
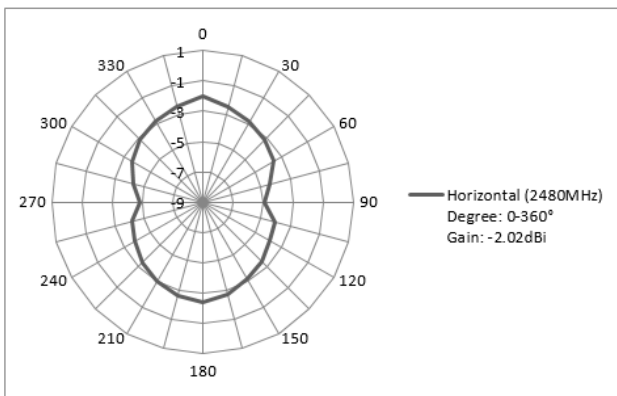
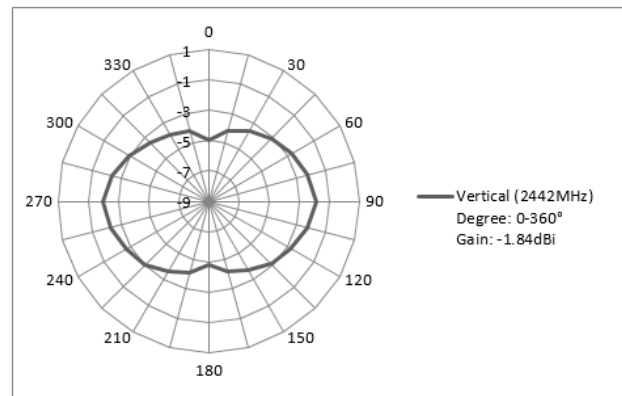
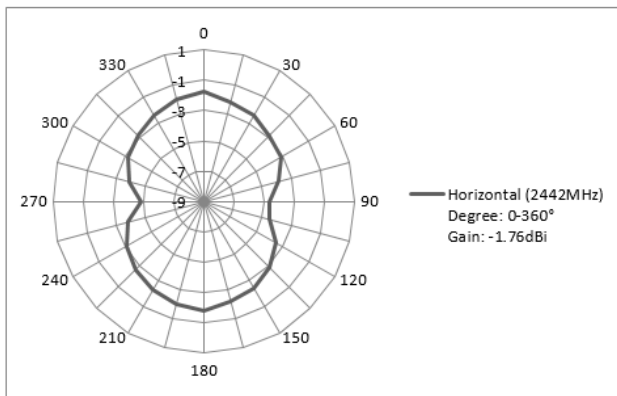
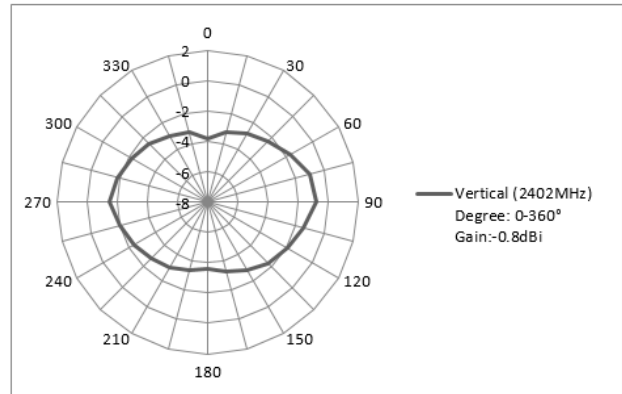
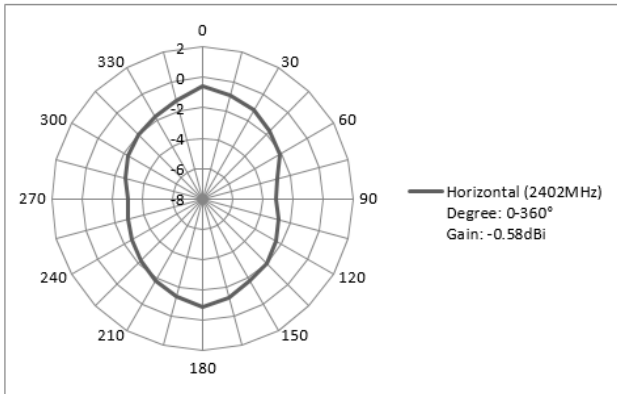


2. OTA Test

2.1 Gain

Frequency	Peak Gain (dBi)	Polarity
2402MHz	-0.58	Horizontal
2402MHz	-0.8	Vertical
2442MHz	-1.76	Horizontal
2442MHz	-1.84	Vertical
2480MHz	-2.02	Horizontal
2480MHz	-2.47	Vertical

2.2 Radiation Pattern View



***** END OF REPORT *****