



Custom 1



Custom 2



Custom 3

MIXX



support@mixx-io.com



mixxaudio.com

MIXX Limited
5 The Pavilions, Brighton Road, Pease Pottage,
West Sussex, RH11 9BJ, United Kingdom

MIXX®

StreamBuds® Custom



Custom 1



Custom 2



Custom 3

TRUE WIRELESS EARBUDS

VÉRITABLES ÉCOUTEURS SANS FIL | TRUE-WIRELESS-OHRHÖRER
ECHTE DRAADLOZE OORDOPJES | AUTÉNTICOS AURICULARES INALÁMBRICOS
AURICOLARI TRUE WIRELESS | AURICULARES SEM FIOS TRUE WIRELESS
TRUE WIRELESS HÖRETELEFONER | TODELLA LANGATTOMAT NAPPIKUULOKKEET
SKUTEČNÁ BEZDRÁTOVÁ SLUCHÁTKA | HELT TRÅDLÖSA ÖRONSNÄCKOR
ORYGINÁLNE BEZPRZEWODOWE SŁUCHAWKI DOUSZNE | ÉCOUTEURS SANS FIL

QUICK START GUIDE

GUIDE DE DÉMARRAGE RAPIDE | SCHNELLSTARTANLEITUNG
SNELSTARTGIDS | GUÍA BÁSICA DE INICIACIÓN | GUIDA RAPIDA
GUIA RÁPIDO | VEJLEDNING TIL HURTIG START | PIKAÓPAS
STUČNÁ ÚVODNÍ PŘÍRUČKA | SNABBSTARTSGUIDE
SKRÓČONA INSTRUKCJA OBSŁUGI | GUIDE DE DÉMARRAGE RAPIDE

MIXX

THANKS!

MERCI! | DANKE! | MET DANK! | GRACIAS! | GRAZIE!
OBRIGADA! | TAK! | KIITOS! | DÉKIJEME! | TACK!
DZIĘKI! | MERCI!

[EN] Thanks for choosing our MIXX StreamBuds Custom. All of our products come with a 2 year warranty for peace of mind. Feedback is welcome, email us on support@mixx-io.com for any comments or queries.

[FR] Merci d'avoir choisi notre MIXX StreamBuds Custom. Tous nos produits sont garantis 2 ans pour la tranquillité d'esprit. Vos commentaires sont les bienvenus, écrivez-nous à support@mixx-io.com pour tout commentaire ou question.

[DE] Vielen Dank, dass Sie sich für unseren MIXX StreamBuds Custom entschieden haben. Wir gewähren eine entspannte 2 Jahre Garantie auf alle unsere Produkte. Wir freuen uns über Ihr Feedback. Senden Sie uns einfach eine E-Mail an support@mixx-io.com, wenn Sie Kommentare oder Fragen haben.

[NL] Bedankt voor het kiezen van onze MIXX StreamBuds Custom. Al onze producten worden geleverd met een garantie van 2 jaar voor gemoedsrust. Feedback is welkom, e-mail ons op support@mixx-io.com voor eventuele opmerkingen of vragen.

[ES] Gracias por elegir los MIXX StreamBuds Custom. Todos nuestros productos vienen con una garantía de 2 años para su tranquilidad. Los comentarios son bienvenidos, envíenos un correo electrónico a support@mixx-io.com con cualquier comentario o consulta.

[IT] Grazie per aver scelto il nostro MIXX StreamBuds Custom. Tutti i nostri prodotti sono coperti da una garanzia di anni per la massima tranquillità. I commenti sono benvenuti, invia un'e-mail a support@mixx-io.com per qualsiasi commento o domanda.

[PT] Obrigado por escolher os nossos MIXX StreamBuds Custom. Todos os nossos produtos têm uma garantia de 2 anos para sua tranquilidade. Agradecemos sempre o feedback dos clientes. Envie-nos um e-mail para support@mixx-io.com para quaisquer comentários ou dúvidas.

[DA] Tak, fordi du valgte vores MIXX StreamBuds Custom. Alle vores produkter leveres med en 2 års garanti for ro i sindet. Feedback er velkomment, e-mail os på support@mixx-io.com for eventuelle kommentarer eller forespørgsler.

[FI] Kiitos, että valitsit MIXX StreamBuds Custom:n. Kaikkilla tuotteillamme on kahden vuoden takuu mielenrauhaasi varten. Palaute on tervetullutta, läheta meille sähköpostia osoitteeseen support@mixx-io.com, jos sinulla on kommentteja tai kysyttävää.

[CZ] Děkujeme, že jste si vybrali MIXX StreamBuds Custom. Všechny naše výrobky jsou dodávány s 2letou zárukou. Pokud máte jakékoliv dotazy nebo připomínky, napište nám na support@mixx-io.com.

[SV] Tack för att du väljer MIXX StreamBuds Custom. Alla våra produkter levereras med 2 års garanti för trygghet. Vi välkomnar feedback. Mejla oss på support@mixx-io.com för eventuella kommentarer eller frågor.

[PL] Dziękujemy za wybranie naszego MIXX StreamBuds Custom. Wszystkie nasze produkty są objęte 2-letnią gwarancją, więc możesz być spokojny. Informacje zwrotne są mile widziane, napisz do nas na adres support@mixx-io.com w przypadku jakichkolwiek komentarzy lub pytań.

[CF] Merci d'avoir choisi nos MIXX StreamBuds Custom. Tous nos produits comprennent une garantie de deux ans pour vous permettre d'avoir l'esprit tranquille. Vos remarques sont les bienvenues, alors envoyez-nous un courriel à l'adresse support@mixx-io.com si vous avez des commentaires ou des questions.

FCC Compliance

This device complies with part 15 of the FCC Rules. Operation is subject to the following two conditions: (1) this device may not cause harmful interference, and (2) this device must accept any interference received, including interference that may cause undesired operation. Note: This equipment has been tested and found to comply with the limits for a Class B digital device, pursuant to part 15 of the FCC Rules. These limits are designed to provide reasonable protection against harmful interference in a residential installation.

This equipment generates, uses, and can radiate radio frequency energy and, if not installed and used in accordance with the instructions, may cause harmful interference to radio communications. However, there is no guarantee that interference will not occur in a particular installation. If this equipment does cause harmful interference to radio or television reception, which can be determined by turning the equipment off and on, the user is encouraged to try to correct the interference by one or more of the following measures: • Reorient or relocate the receiving antenna. • Increase the separation between the equipment and receiver. • Connect the equipment to an outlet on a circuit different from that to which the receiver is connected. • Consult the dealer or an experienced radio/TV technician for help.

Changes or modifications to this product not authorized by Mixx could void the electromagnetic compatibility (EMC) and wireless compliance and negate your authority to operate the product.

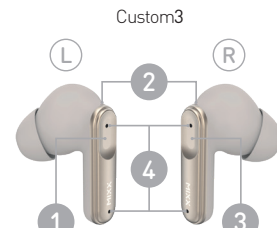
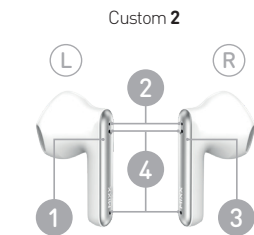
This product has demonstrated EMC compliance under conditions that included the use of compliant peripheral devices and shielded cables between system components. It is important that you use compliant peripheral devices and shielded cables between system components to reduce the possibility of causing interference to radios, televisions, and other electronic devices. Responsible Party (contact for matters relating to FCC only):

FCC US Agent LLC
3722 Illinois Avenue
Saint Charles, IL
60174
USA.

FCC ID: 2AXJ7-CUSTOM1
FCC ID: 2AXJ7-CUSTOM2
FCC ID: 2AXJ7-CUSTOM3



SCATOLA
RACCOLTA
CARTA



CONTENTS

CONTENU | INHALT | INHOUD | CONTENIDO
CONTENUT I CONTEÚDO | INDHOLD | SISÄLLYS
OBSAH | INNEHÅLL | ZAWARTOŚĆ | CONTENU

	[EN] [US] [CA] QUICK START GUIDE	1
	[FR] GUIDE DE DÉMARRAGE RAPIDE	6
	[DE] SCHNELLSTARTANLEITUNG	11
	[NL] SNELSTARTGIDS	16
	[ES] GUÍA BÁSICA DE INICIACIÓN	21
	[IT] GUIDA RAPIDA	26
	[PT] GUIA RÁPIDO	31
	[DA] VEJLEDNING TIL HURTIG START	36
	[FI] PIKAOPAS	41
	[CZ] STRUČNÁ ÚVODNÍ PŘÍRUČKA	46
	[SV] SNABBSTARTSGUIDE	51
	[PL] SKRÓCONA INSTRUKCJA OBSŁUGI	56
	[CF] GUIDE DE DÉMARRAGE RAPIDE	61



[EN/US] QUICK START GUIDE

IMPORTANT!

When first taking your earbuds out of the packaging, **please remove protective film** covering the charge points.



LET'S STAY CHARGED

Note: If your earbuds and charge case do not have any power when you first unpack them, place the earbuds into the charge case and plug the charge case into a USB port using the USB C cable **8** provided.

The Earbuds

A voice prompt **"Battery low"** allows for 2 minutes play time before the earbud(s) powers down stating **"Battery low, power off"**. The Earbuds LED Light **2** will flash WHITE once and will then switch off. Charge the earbuds using the Portable Charging Case **5**.

While charging, each Earbud LED Light **2** will be WHITE and once fully charged the LED Lights will turn off. Secure the earbuds by closing the lid.

When the earbuds are placed inside the case and the lid is closed, the charge indicator light **7** WHITE for 4 seconds to indicate charging and then turn off.

The Portable Charging Case

Always connect the case via the USB C port **6**, to a suitable USB wall charger, computer USB port or a power bank using the USB C charging cable **8** supplied. Plug the supplied cable into the USB C port **6** on the charge case.

The charge light indicator **7** will blink RED, on and off, to show the case is charging.

TIP: 15 MINUTE QUICK CHARGE

If you're running low on power, charge your earbuds in the case for 15 minutes and get **2 hours** extra play time while on the go

LET'S CONNECT

First time pairing

When you open the Portable Charging Case **5** both earbuds will turn on and connect together. A voice prompt will confirm with 'Power on, pairing'. One Earbud LED Light **2** will flash WHITE to indicate pairing mode.

Go to the Bluetooth settings on your audio device to select 'MIXX StreamBuds Custom' from the list. Once paired successfully you will hear 'Connected' and the Earbud LED Lights **2** will turn off.

You can now enjoy your music, watch a video or take a call hands free. The earbuds will automatically reconnect to the last device they were paired with, confirming 'Connected'.

FACTORY RESET

When in pairing mode, independently 'tap' **4 times** until power off is announced, return bud to case. **repeat with other bud**. This will complete the Factory Reset process.

LET'S PLAY

Power on

Remove both earbuds from the case. They will automatically turn on and dual pair together. A voice prompt will state "Connected" as confirmation. To manually turn on, long press each Touch Sensor **1** and **3** for 3 seconds.

Power off

Place both earbuds in the case. This will automatically turn off the earbuds and the Bluetooth.

Play / Pause

Tap and hold either Touch Sensor **1** or **3**

Increase Volume

Single tap RIGHT Touch Sensor **3**

Decrease Volume

Single tap LEFT Touch Sensor **1**

Previous Track

Double tap LEFT Touch Sensor **1**

Skip Track

Double tap RIGHT Touch Sensor **3**

Answer / End Call

Tap and hold either Touch Sensor **1** or **3**

(Audio is picked up via the microphones **4**.)

You can customise your earbuds using the MIXX control app, see page 4 for further details

LET'S ASK GOOGLE ASSISTANT / SIRI

To activate Siri or Google Assistant, please use the MIXX Control app. Your Voice Assist familiar 'Beep' will sound to confirm connection. You can now ask Siri or Google Assistant a question or state a command.

LET'S INSTALL THE APP




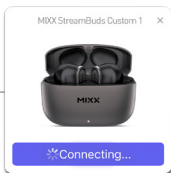
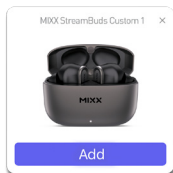
Scan the QR code here to download the free MXXX Control app



Follow the on-screen instructions to create an account



Follow the on-screen instructions to connect to your earphones



HOW TO CUSTOMISE YOUR EARBUDS USING THE APP



Scan the QR code here to view our online tutorials (www.mixx-audio.com/pages/XXX) for instructions on how to customise your earbud settings.

 [EN]  [US]  [CA]

LET'S BE SAFE

IT IS IMPORTANT THAT YOU PLEASE READ THIS SECTION COMPLETELY.

For your protection

Check with your doctor before use if you are fitted with a medical device such as a pacemaker or a programmable shunt.

Ensure the product is correctly connected using the manufacturer's original accessories included with the product.

Do NOT make unauthorized alterations to this product.

Product may contain small parts which can be a choking hazard. Please keep the product out of reach from children under 6 and animals.

Whilst this product has been made using hypo-allergenic materials, you may suffer some skin irritation after prolonged use.

Do NOT listen to loud music for a long duration of time. We recommend turning the volume down before placing the device in your ears to avoid hearing damage.

Do NOT use the product while operating machinery, including cars, trucks or other vehicles.

Do NOT use noise cancelling mode or use your device in areas where the use of hearing is required for safety. e.g., while riding a bicycle, at a construction site or railroad etc.

Clean only with a dry cloth - Wipe off sweat from the earbuds and the charging case before charging.

IMPORTANT!

Do NOT use a non-certified PD or QC3 wall charger as this may damage the product. Only use the cable supplied to charge your device.

If your product has become damaged in any way, does not operate normally or has been dropped, please refer to a qualified person to have the product checked before continuing to use it.

WARNING:

This product contains a Lithium battery. Incorrect disposal of this battery may result in an explosion.

The operating temperature range for this product is 5° - 40° celsius.

Please avoid exposing the product, charging case and cable connectors to prolonged rain, moisture, or liquid spills/splashing.

Please remove your device from your ears immediately if they emit any loud unusual noise or you experience a warming sensation.

If you experience any of the issues listed above, please turn off your device and contact MIXX Ltd on support@mixx-io.com

LET'S RECYCLE

RECYCLAGE | PRODUKTRECYCLING | LATEN WE RECYCLEN
RECICLEMOS | RICICLIAMO | VAMOS RECICLAR
LAD OS GENBRUG | KIERRÄTETÄÄN | RECYKLACE
LÅT OSS ÅTERVINNA | RECYKLING | ON RECYCLE

[EN] [US] This product can be recycled. Products bearing this symbol must NOT be thrown away with normal household waste. Take the product to a collection point designated for recycling of electronic devices. Find out more about return and collection points through your local authority.



[FR] Ce produit peut être recyclé. Les produits portant ce symbole ne doivent PAS être jetés avec les ordures ménagères normales. Amener le produit à un point de collecte désigné pour le recyclage des appareils électroniques.



[DE] Dieses Produkt kann recycelt werden. Mit diesem Symbol versehene Produkte dürfen NICHT über den Hausmüll entsorgt werden. Entsorgen Sie dieses Produkt über eine Sammelstelle für das Recycling elektronischer Geräte. Weitere Informationen über die Entsorgung und Sammelstellen erhalten Sie bei Ihrer örtlich zuständigen Behörde.



[NL] Dit product kan worden gerecycled. Producten met dit symbool mogen NIET bij het normale huisvuil worden weggegooid. Breng het product naar een inzamelpunt dat is aangewezen voor het recyclen van elektronische apparaten. Meer informatie over inlever- en ophaalpunten vindt u bij uw gemeente.



[ES] Este producto se puede reciclar. Los productos que lleven este símbolo NO deben desecharse con los residuos domésticos normales. Lleve el producto a un punto de recogida designado para el reciclaje de dispositivos electrónicos. Obtenga más información sobre los puntos de devolución y recogida a través de su autoridad local.



[IT] Questo prodotto può essere riciclato. I prodotti contrassegnati da questo simbolo NON devono essere gettati con i normali rifiuti domestici. Portare il prodotto in un punto di raccolta designato per il riciclaggio di dispositivi elettronici. Scopri di più sui punti di restituzione e raccolta presso la tua autorità locale.



[PT] Este produto pode ser reciclado. Os produtos com este símbolo NÃO devem ser eliminados juntamente com o lixo doméstico normal. Leve o produto a um ponto de coleta designado para reciclagem de aparelhos eletrônicos. Saiba mais sobre os pontos de devolução e recolha junto da sua autoridade local.



[DA] Dette produkt kan genbruges. Produkter med dette symbol må IKKE smides ud sammen med almindeligt husholdningsaffald. Aflever produktet til et indsamlingssted, der er beregnet til genbrug af elektroniske enheder. Få mere at vide om retur- og indsamlingssteder gennem din lokale myndighed.



[FI] Tämä tuote voidaan kierrättää. Tällä symbolilla varustettuja tuotteita ei saa heittää pois tavallisen kotitalousjätteen mukana. Vie tuote keräyspisteeseen, joka on nimetty elektronisten laitteiden kierrätystä varten. Kysy lisää palautus- ja keräyspisteistä paikalliselta viranomaiselta.



[CZ] Tento výrobek lze recyklovat. Výrobky označené symbolem NESMĚJÍ být vyhazovány s běžným komunálním odpadem. Výrobek odevzdejte na sběrné místo určené k recyklaci elektronických zařízení. Více informací o sběrných místech vám poskytné místní úřad.



[SV] Denna produkt kan återvinnas. Produkter med denna symbol får INTE kastas som vanligt hushållsavfall.

Ta produkten till en återvinningscentral som är avsedd för återvinning av elektroniska enheter. Ta reda på mer om retur- och återvinningscentraler via din lokala myndighet.



[PL] Ten produkt można poddać recyklingowi. Produktów oznaczonych tym symbolem NIE WOLNO wyrzucać razem ze zwykłymi odpadami domowymi. Oddaj produkt do punktu zbiórki urządzeń elektronicznych przeznaczonych do recyklingu. Dowiedz się więcej o punktach zwrotu i odbioru w swoim lokalnym urzędzie.



[CF] Ce produit peut être recyclé. Les produits portant ce symbole NE DOIVENT PAS être jetés aux ordures ménagères normales.

Amenez le produit à un point de collecte dédié au recyclage des appareils électroniques. Vous pouvez en apprendre plus sur les points de retour et de collecte auprès des autorités locales.

