

TP-LINK®

Antenna Specification



Product Number:

Product Name: Antenna

TP-LINK®

Date: _____

File No. : _____

Version: 1.0

Customer: _____ / _____

Customer P/N : _____ / _____

TP-LINK P/N: ANT1

Description: Deco XE75 2.0

TP-LINK Checked By:

Customer Approved By:

Product Number:
Product Name: Antenna




Index

I. Specification	2
II. Antenna – S Parameter Test Data	3
III. Antenna – Radiation Pattern Test Data	3

I. Specification

Antenna distribution



A. Electrical Characteristics

Frequency	2400 ~ 2500MHz&5150 ~ 5850MHz
Impedance	50 Ohm
S.W.R.	<= 2.0
Antenna Type	Dipole
Antenna Gain	1.97dBi & 0.97dBi
Max Input Power	2 W
Polarization	Linear
Radiation pattern	Omni-Directional

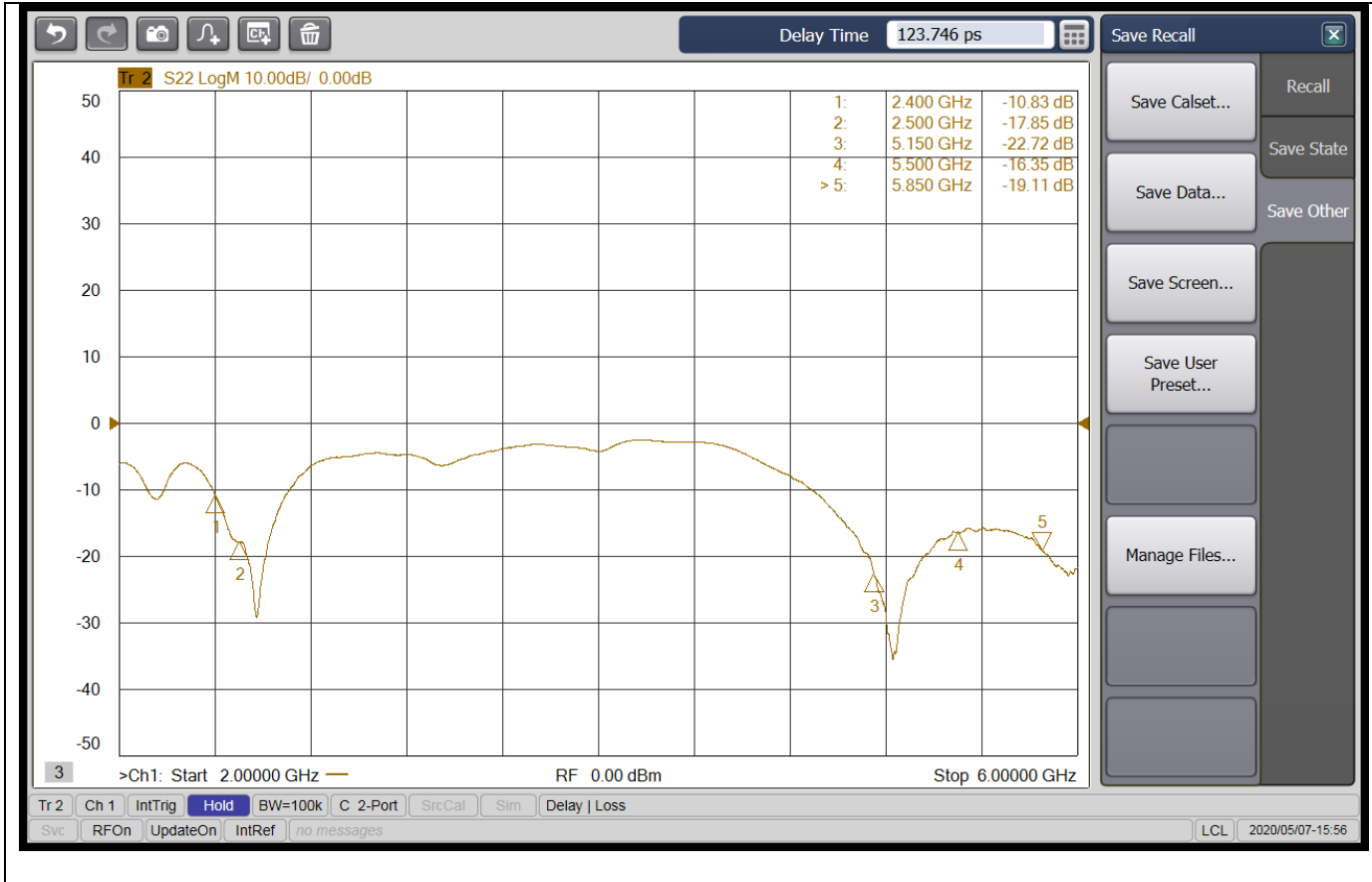
B. Material & Mechanical Characteristics

Material of Radiator	Cu
Cable Type	O.D. 1.37mm
Connector Type	I-PEX
Connector Pull Test	3Kg

C. Environmental

Operation Temperature	- 40℃ ~ + 65℃
Storage Temperature	- 40℃ ~ + 70℃

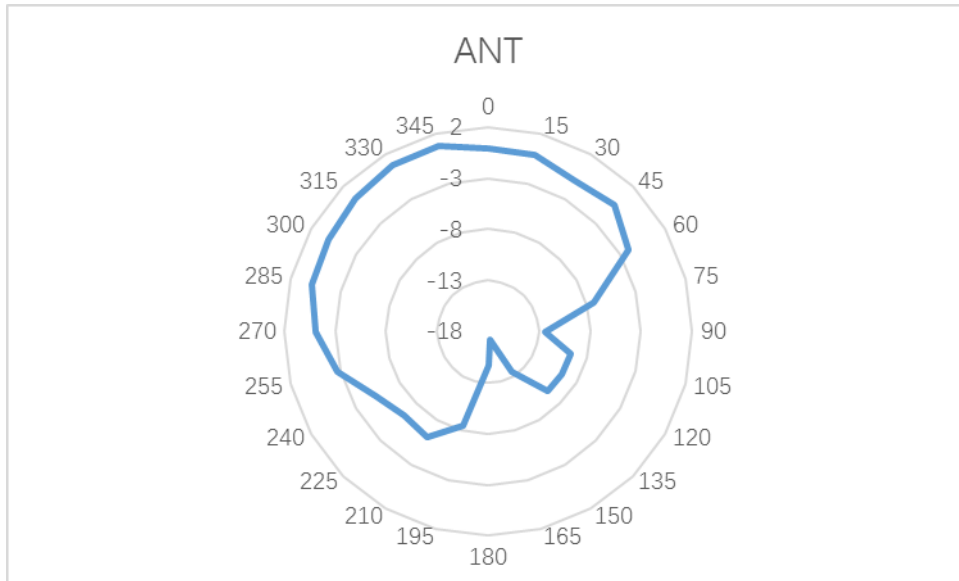
II. Antenna – S Parameter Test Data



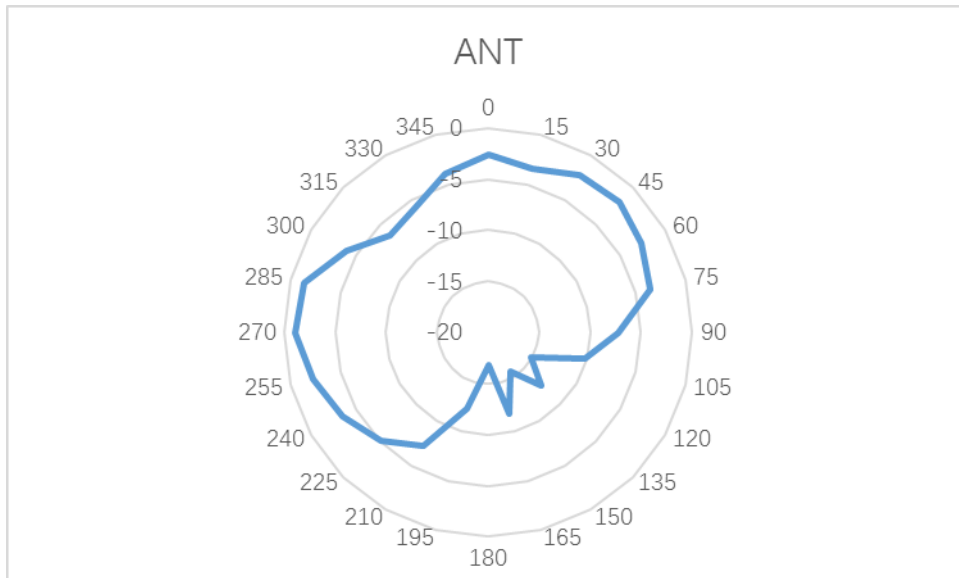
III. Antenna – Radiation Pattern Test Data

Freq. (MHz)	2400	2410	2420	2430	2440	2450	2460	2470	2480	2490	2500
Peak Gain (dBi)	1.91	1.96	1.97	1.93	1.89	1.94	1.95	1.95	1.97	1.83	1.90
Freq. (MHz)	5150	5200	5250	5300	5350	5400	5450	5500	5550	5600	5650
Peak Gain (dBi)	0.79	0.87	0.93	0.83	0.90	0.89	0.92	0.97	0.95	0.89	0.95
Freq. (MHz)	5700	5750	5800	5850							
Peak Gain (dBi)	0.92	0.93	0.91	0.89							

2.45GHz



5200MHz



5750MHz

