

DFS MEASUREMENT REPORT

FCC ID : 2AXJ4X80
Applicant : TP-Link Corporation Limited
Application Type : Certification
Product : AX6000 Whole Home Mesh Wi-Fi 6 System
Model No. : Deco X80
Brand Name : tp-link
FCC Classification : Unlicensed National Information Infrastructure (NII)
FCC Rule Part(s) : Part 15 Subpart E - 15.407 Section (h)(2)
Type of Device : Master Device
Received Date : July 01, 2022
Test Date : September 26 ~ 28, 2022

Tested By : Owen Tsai
(Owen Tsai)

Reviewed By : Paddy Chen
(Paddy Chen)

Approved By : Chenz Ker
(Chenz Ker)



The test results relate only to the samples tested.

This equipment has been shown to be capable of compliance with the applicable technical standards as indicated in the measurement report and was tested in accordance with the measurement procedures specified in KDB 905462 D02v02. Test results reported herein relate only to the item(s) tested.

The test report shall not be reproduced except in full without the written approval of MRT Technology (Taiwan) Co., Ltd.

Revision History

Report No.	Version	Description	Issue Date	Note
2207TW0102-U3	1.0	Original Report	2022-11-03	Valid

CONTENTS

Description	Page
Revision History	2
General Information	5
1. INTRODUCTION	6
1.1. Scope	6
1.2. MRT Test Location	6
2. PRODUCT INFORMATION	7
2.1. Equipment Description.....	7
2.2. Product Specification Subjective to this Report.....	7
2.3. Operating Frequency and Channel List for this Report	8
2.4. Description of Available Antennas.....	8
2.5. Test Channels for this Report	8
2.6. Test Mode	8
2.7. Applied Standards	9
3. DFS DETECTION THRESHOLDS AND RADAR TEST WAVEFORMS	10
3.1. Applicability	10
3.2. DFS Devices Requirements.....	11
3.3. DFS Detection Threshold Values	12
3.4. Parameters of DFS Test Signals	13
3.5. Conducted Test Setup	16
4. TEST EQUIPMENT CALIBRATION DATE	17
5. TEST RESULT	18
5.1. Summary	18
5.2. Radar Waveform Calibration.....	19
5.2.1. Calibration Setup	19
5.2.2. Calibration Procedure	19
5.2.3. Calibration Result	20
5.2.4. Channel Loading Test Result	22
5.3. UNII Detection Bandwidth Measurement	23
5.3.1. Test Limit	23
5.3.2. Test Procedure	23
5.3.3. Test Result.....	24
5.4. Initial Channel Availability Check Time Measurement	28
5.4.1. Test Limit	28
5.4.2. Test Procedure	28
5.4.3. Test Result.....	29
5.5. Radar Burst at the Beginning of the Channel Availability Check Time Measurement ..	30
5.5.1. Test Limit	30

5.5.2. Test Procedure	30
5.5.3. Test Result.....	31
5.6. Radar Burst at the End of the Channel Availability Check Time Measurement	32
5.6.1. Test Limit	32
5.6.2. Test Procedure	32
5.6.3. Test Result.....	33
5.7. In-Service Monitoring for Channel Move Time, Channel Closing Transmission Time and Non-Occupancy Period Measurement.....	34
5.7.1. Test Limit	34
5.7.2. Test Procedure Used	34
5.7.3. Test Result.....	35
5.8. Statistical Performance Check Measurement	37
5.8.1. Test Limit	37
5.8.2. Test Procedure	37
5.8.3. Test Result.....	38
6. CONCLUSION.....	114
Appendix A : Test Setup Photograph	115
Appendix B : External Photograph.....	116
Appendix C : Internal Photograph	117

General Information

Applicant	TP-Link Corporation Limited
Applicant Address	Room 901, 9/F., New East Ocean Centre, 9 Science Museum Road, Tsim Sha Tsui, Kowloon, Hongkong
Manufacturer	TP-Link Corporation Limited
Manufacturer Address	Room 901, 9/F., New East Ocean Centre, 9 Science Museum Road, Tsim Sha Tsui, Kowloon, Hongkong
Test Site	MRT Technology (Taiwan) Co., Ltd
Test Site Address	No. 38, Fuxing Second Rd., Guishan Dist., Taoyuan City 333, Taiwan (R.O.C)
MRT FCC Registration No.	291082
FCC Rule Part(s)	Part 15.407
Test Device Serial No.	#1-1 <input type="checkbox"/> Production <input checked="" type="checkbox"/> Pre-Production <input type="checkbox"/> Engineering

Test Facility / Accreditations

1. MRT facility is a FCC registered (Reg. No. 291082) test facility with the site description report on file and is designated by the FCC as an Accredited Test Firm.
2. MRT facility is an IC registered (MRT Reg. No. 21723) test laboratory with the site description on file at Industry Canada.
3. MRT Lab is accredited to ISO 17025 by the Taiwan Accreditation Foundation (TAF Cert. No. 3261) in EMC, Telecommunications and Radio testing for FCC (Designation Number: TW3261), Industry Taiwan, EU and TELEC Rules.

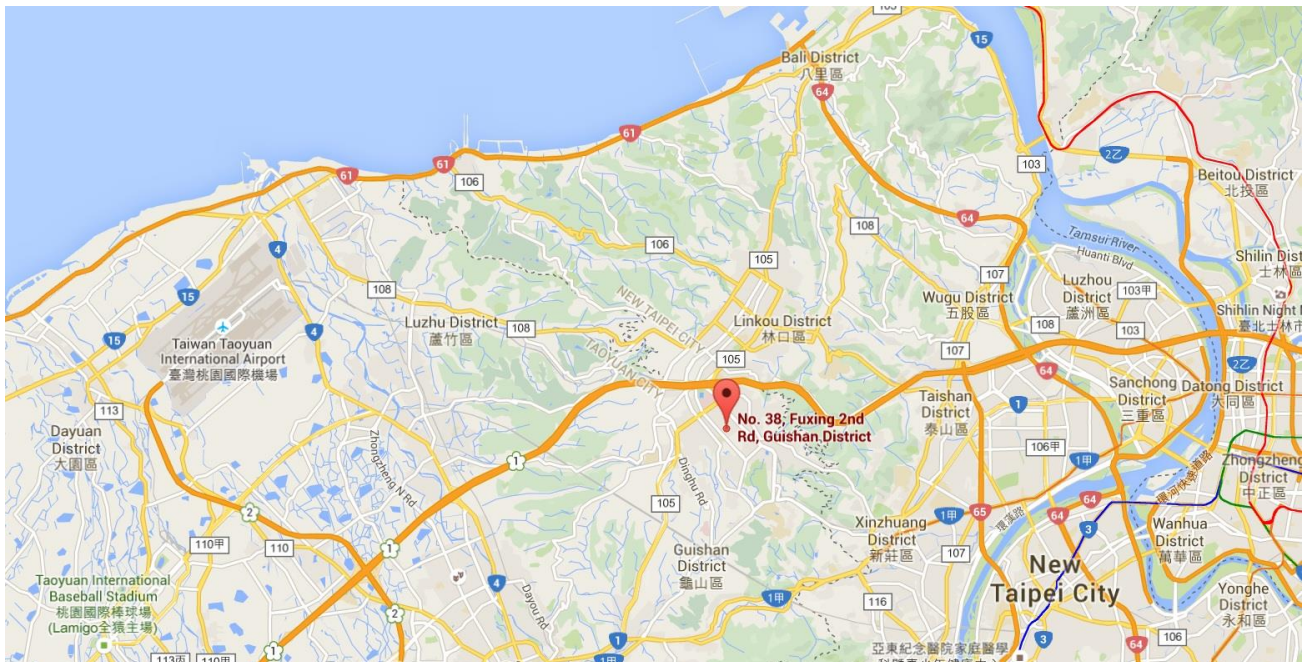
1. INTRODUCTION

1.1. Scope

Measurement and determination of electromagnetic emissions (EMC) of radio frequency devices including intentional and/or unintentional radiators for compliance with the technical rules and regulations of the Federal Communications Commission and the Innovation, Science and Economic Development Canada and Certification and Engineering Bureau.

1.2. MRT Test Location

The map below shows the location of the MRT LABORATORY, its proximity to the Taoyuan City. These measurement tests were conducted at the MRT Technology (Taiwan) Co., Ltd. Facility located at No.38, Fuxing 2nd Rd., Guishan Dist., Taoyuan City 33377, Taiwan (R.O.C).



2. PRODUCT INFORMATION

2.1. Equipment Description

Product Name:	AX6000 Whole Home Mesh Wi-Fi 6 System
Model No.:	Deco X80
Brand Name:	tp-link
Wi-Fi Specification:	802.11a/b/g/n/ac/ax
EUT Identification No.:	#1-3 (DFS)
Accessory	
Adapter	BRAND: TP-Link Technologies Co., Ltd. MODEL: T120200-2B4 INPUT: 100 - 240V ~ 50/60Hz 0.8A. OUTPUT: DC 12.0V 2.0A

2.2. Product Specification Subjective to this Report

Frequency Range:	For 802.11ac-VHT160/ax-HE160: 5250MHz
Type of Modulation:	802.11ac: OFDM 802.11ax: OFDMA
Power-on cycle:	Requires 68.0 seconds to complete its power-on cycle
Uniform Spreading (For DFS Frequency Band):	For the 5250-5350 MHz bands, the Master device provides, on aggregate, uniform loading of the spectrum across all devices by selecting an operating channel among the available channels using a random algorithm.

2.3. Operating Frequency and Channel List for this Report

802.11ac-VHT160/ax-HE160

Channel	Frequency	Channel	Frequency	Channel	Frequency
50	5250MHz	--	--	--	--

2.4. Description of Available Antennas

Antenna Type	Frequency Band (MHz)	T _X Paths	Max Antenna Gain (dBi)	CDD Directional Gain (dBi)	
				For Power	For PSD
Dipole Antenna	2412 ~ 2462	4	2.00	2.00	8.02
	5150 ~ 5350	4	1.00	1.00	7.02
	5745 ~ 5850	4	1.00	1.00	7.02

Remark:

- The EUT supports Cyclic Delay Diversity (CDD) mode, and CDD signals are correlated.

If all antennas have the same gain, G_{ANT} , Directional gain = G_{ANT} + Array Gain, where Array Gain is as follows.

- For power spectral density (PSD) measurements on all devices,

Array Gain = $10 \log (N_{ANT} / N_{SS})$ dB;

- For power measurements on IEEE 802.11 devices,

Array Gain = 0 dB for $N_{ANT} \leq 4$;

2.5. Test Channels for this Report

Test Mode	Test Channel	Test Frequency
802.11ax-HE160	50	5250 MHz

2.6. Test Mode

Test Mode	Mode1: Master_ Make the EUT communicate with notebook at DFS channel Mode2: Mesh_ Make the EUT communicate with notebook at DFS channel
-----------	--

2.7. Applied Standards

According to the specifications of the manufacturer, the EUT must comply with the requirements of the following standards:

- FCC Part15 Subpart E (Section 15.407 Section (h)(2))
- KDB 905462 D02v02
- KDB 905462 D04v01

3. DFS DETECTION THRESHOLDS AND RADAR TEST WAVEFORMS

3.1. Applicability

The following table from FCC KDB 905462 D02 UNII DFS Compliance Procedures New Rules v02 lists the applicable requirements for the DFS testing.

Requirement	Operational Mode		
	Master	Client Without Radar Detection	Client With Radar Detection
Non-Occupancy Period	Yes	Not required	Yes
DFS Detection Threshold	Yes	Not required	Yes
Channel Availability Check Time	Yes	Not required	Not required
U-NII Detection Bandwidth	Yes	Not required	Yes

Table 3-1: Applicability of DFS Requirements Prior to Use of a Channel

Requirement	Operational Mode	
	Master Device or Client With Radar Detection	Client Without Radar Detection
DFS Detection Threshold	Yes	Not required
Channel Closing Transmission Time	Yes	Yes
Channel Move Time	Yes	Yes
U-NII Detection Bandwidth	Yes	Not required

Additional requirements for devices with multiple bandwidth modes	Master Device or Client with Radar Detection	Client Without Radar Detection
U-NII Detection Bandwidth and Statistical Performance Check	All BW modes must be tested	Not required
Channel Move Time and Channel Closing Transmission Time	Test using widest BW mode available	Test using the widest BW mode available for the link
All other tests	Any single BW mode	Not required

Note: Frequencies selected for statistical performance check should include several frequencies within the radar detection bandwidth and frequencies near the edge of the radar detection bandwidth. For 802.11 devices it is suggested to select frequencies in each of the bonded 20 MHz channels and the channel center frequency.

Table 3-2: Applicability of DFS Requirements during normal operation

3.2. DFS Devices Requirements

Per FCC KDB 905462 D02 UNII DFS Compliance Procedures New Rules v02 the following are the requirements for Master Devices:

- (a) The Master Device will use DFS in order to detect Radar Waveforms with received signal strength above the DFS Detection Threshold in the 5250 ~ 5350 MHz and 5470 ~ 5725 MHz bands. DFS is not required in the 5150 ~ 5250 MHz or 5725 ~ 5825 MHz bands.
- (b) Before initiating a network on a Channel, the Master Device will perform a Channel Availability Check for a specified time duration (Channel Availability Check Time) to ensure that there is no radar system operating on the Channel, using DFS described under subsection a) above.
- (c) The Master Device initiates a U-NII network by transmitting control signals that will enable other U-NII devices to Associate with the Master Device.
- (d) During normal operation, the Master Device will monitor the Channel (In-Service Monitoring) to ensure that there is no radar system operating on the Channel, using DFS described under a).
- (e) If the Master Device has detected a Radar Waveform during In-Service Monitoring as described under d), the Operating Channel of the U-NII network is no longer an Available Channel. The Master Device will instruct all associated Client Device(s) to stop transmitting on this Channel within the Channel Move Time. The transmissions during the Channel Move Time will be limited to the Channel Closing Transmission Time.
- (f) Once the Master Device has detected a Radar Waveform it will not utilize the Channel for the duration of the Non-Occupancy Period.
- (g) If the Master Device delegates the In-Service Monitoring to a Client Device, then the combination will be tested to the requirements described under d) through f) above.

Channel Move Time and Channel Closing Transmission Time requirements are listed in the following table.

Parameter	Value
Non-occupancy period	Minimum 30 minutes
Channel Availability Check Time	60 seconds
Channel Move Time	10 seconds See Note 1.
Channel Closing Transmission Time	200 milliseconds + an aggregate of 60 milliseconds over remaining 10 second period. See Notes 1 and 2.
U-NII Detection Bandwidth	Minimum 100% of the U-NII 99% transmission power bandwidth. See Note 3.
Note 1: Channel Move Time and the Channel Closing Transmission Time should be performed with Radar Type 0. The measurement timing begins at the end of the Radar Type 0 burst.	

Note 2: The Channel Closing Transmission Time is comprised of 200 milliseconds starting at the beginning of the Channel Move Time plus any additional intermittent control signals required to facilitate a Channel move (an aggregate of 60 milliseconds) during the remainder of the 10 second period. The aggregate duration of control signals will not count quiet periods in between transmissions.

Note 3: During the U-NII Detection Bandwidth detection test, radar type 0 should be used. For each frequency step the minimum percentage of detection is 90 percent. Measurements are performed with no data traffic.

Table 3-3: DFS Response Requirements

3.3. DFS Detection Threshold Values

The DFS detection thresholds are defined for Master devices and Client Devices with In-service monitoring. These detection thresholds are listed in the following table.

Maximum Transmit Power	Value (See Notes 1, 2, and 3)
EIRP \geq 200 milliwatt	-64 dBm
EIRP < 200 milliwatt and power spectral density < 10 dBm/MHz	-62 dBm
EIRP < 200 milliwatt that do not meet the power spectral density requirement	-64 dBm

Note 1: This is the level at the input of the receiver assuming a 0 dBi receive antenna.

Note 2: Throughout these test procedures an additional 1 dB has been added to the amplitude of the test transmission waveforms to account for variations in measurement equipment. This will ensure that the test signal is at or above the detection threshold level to trigger a DFS response.

Note3: EIRP is based on the highest antenna gain. For MIMO devices refer to KDB Publication 662911 D01.

Table 3-4: Detection Thresholds for Master Devices and Client Devices with Radar Detection

3.4. Parameters of DFS Test Signals

This section provides the parameters for required test waveforms, minimum percentage of successful detections, and the minimum number of trials that must be used for determining DFS conformance. Step intervals of 0.1 microsecond for Pulse Width, 1 microsecond for PRI, 1 MHz for chirp width and 1 for the number of pulses will be utilized for the random determination of specific test waveforms.

Short Pulse Radar Test Waveforms

Radar Type	Pulse Width (μsec)	PRI (μsec)	Number of Pulses	Minimum Percentage of Successful Detection	Minimum Number of Trials
0	1	1428	18	See Note 1	See Note 1
1	1	Test A: 15 unique PRI values randomly selected from the list of 23 PRI values in Table 3-6	$\text{Roundup} \left\{ \begin{array}{l} \left(\frac{1}{360} \right) \cdot \\ \left(\frac{19 \cdot 10^6}{\text{PRI}_{\mu\text{sec}}} \right) \end{array} \right\}$	60%	30
		Test B: 15 unique PRI values randomly selected within the range of 518-3066 μsec, with a minimum increment of 1 μsec, excluding PRI values selected in Test A			
2	1-5	150-230	23-29	60%	30
3	6-10	200-500	16-18	60%	30
4	11-20	200-500	12-16	60%	30
Aggregate (Radar Types 1-4)				80%	120
Note 1: Short Pulse Radar Type 0 should be used for the detection bandwidth test, channel move time, and channel closing time tests.					

Table 3-5: Parameters for Short Pulse Radar Waveforms

A minimum of 30 unique waveforms are required for each of the Short Pulse Radar Types 2 through 4. If more than 30 waveforms are used for Short Pulse Radar Types 2 through 4, then each additional waveform must also be unique and not repeated from the previous waveforms.

Pulse Repetition Frequency Number	Pulse Repetition Frequency (Pulses Per Second)	Pulse Repetition Interval (Microseconds)
1	1930.5	518
2	1858.7	538
3	1792.1	558
4	1730.1	578
5	1672.2	598
6	1618.1	618
7	1567.4	638
8	1519.8	658
9	1474.9	678
10	1432.7	698
11	1392.8	718
12	1355	738
13	1319.3	758
14	1285.3	778
15	1253.1	798
16	1222.5	818
17	1193.3	838
18	1165.6	858
19	1139	878
20	1113.6	898
21	1089.3	918
22	1066.1	938
23	326.2	3066

Table 3-6: Pulse Repetition Intervals Values for Test A

Long Pulse Radar Test Waveform

Radar Type	Pulse Width (μsec)	Chirp Width (MHz)	PRI (μsec)	Number of Pulses per Burst	Number of Bursts	Minimum Percentage of Successful Detection	Minimum Number of Trials
5	50 - 100	5 - 20	1000 - 2000	1 - 3	8 - 20	80%	30

Table 3-7: Parameters for Long Pulse Radar Waveforms

The parameters for this waveform are randomly chosen. Thirty unique waveforms are required for the Long Pulse Radar Type waveforms. If more than 30 waveforms are used for the Long Pulse Radar Type waveforms, then each additional waveform must also be unique and not repeated from the previous waveforms.

Frequency Hopping Radar Test Waveform

Radar Type	Pulse Width (μsec)	PRI (μsec)	Pulses Per Hop	Hopping Rate (kHz)	Hopping Sequence Length (msec)	Minimum Percentage of Successful Detection	Minimum Number of Trials
6	1	333	9	0.333	300	70%	30

Table 3-8: Parameters for Frequency Hopping Radar Waveforms

For the Frequency Hopping Radar Type, the same Burst parameters are used for each waveform. The hopping sequence is different for each waveform and a 100-length segment is selected from the hopping sequence defined by the following algorithm:

The first frequency in a hopping sequence is selected randomly from the group of 475 integer frequencies from 5250 – 5724MHz. Next, the frequency that was just chosen is removed from the group and a frequency is randomly selected from the remaining 474 frequencies in the group. This process continues until all 475 frequencies are chosen for the set. For selection of a random frequency, the frequencies remaining within the group are always treated as equally likely.

3.5. Conducted Test Setup

The FCC KDB 905462 D02 UNII DFS Compliance Procedures New Rules v02 describes a radiated test setup and a conducted test setup. The conducted test setup was used for this testing. Figure 3-1 shows the typical test setup.

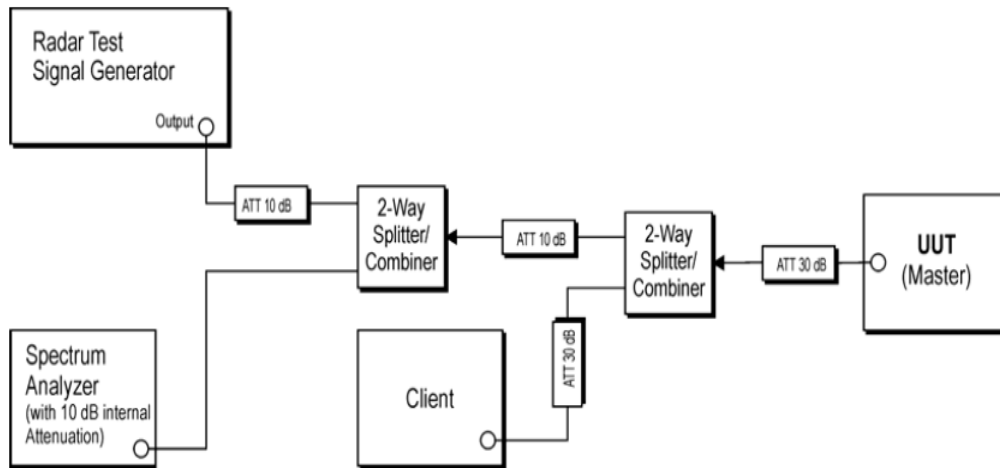


Figure 3-1: Conducted Test Setup where UUT is a Master and Radar Test Waveforms are injected into the Masters

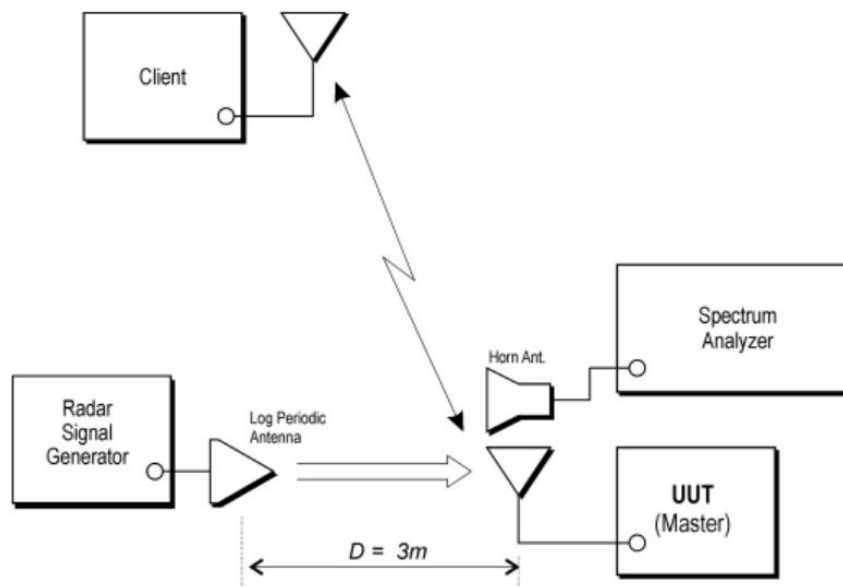


Figure 3-2: Radiated Test Setup where UUT is a Master and Radar Test Waveforms are injected into the UUT

4. TEST EQUIPMENT CALIBRATION DATE

Dynamic Frequency Selection (DFS)

Instrument	Manufacturer	Type No.	Asset No.	Cali. Interval	Cali. Due Date
EXA Signal Analyzer	KEYSIGHT	N9010A	MRTTWA00012	1 year	2022/10/18
EXA Signal Analyzer	KEYSIGHT	N9010B	MRTTWA00074	1 year	2023/7/19
Vector Signal Generator	Keysight	N5182B	MRTTWA00010	1 year	2023/5/23
Combiner	WOKEN	0120A04208001S	MRTTWE00008	1 year	2023/6/16

Client Information

Instrument	Manufacturer	Type No.	Certification Number
Wi-Fi Module	Intel	AX200NGW	FCC ID: PD9AX200NG

Software	Version	Manufacturer	Function
Pulse Building(N7607B)	V3.0.0	Keysight	Radar Signal Generation Software
DFS Tool	V6.7	Keysight	DFS Test Software

5. TEST RESULT

5.1. Summary

Parameter	Limit	Test Result	Reference
UNII Detection Bandwidth Measurement	Refer Table 3-3	Pass	Section 5.4
Initial Channel Availability Check Time	Refer Table 3-3	Pass	Section 5.5
Radar Burst at the Beginning of the Channel Availability Check Time	Refer Table 3-3	Pass	Section 5.6
Radar Burst at the End of the Channel Availability Check Time	Refer Table 3-3	Pass	Section 5.7
In-Service Monitoring for Channel Move Time, Channel Closing Transmission Time	Refer Table 3-3	Pass	Section 5.8
Non-Occupancy Period	Refer Table 3-3	Pass	Section 5.8
Statistical Performance Check	Refer Table 3-3	Pass	Section 5.9

Note:

- 1) Determining compliance is based on the test results met the regulation limits or requirements declared by clients, and the test results don't take into account the value of measurement uncertainty.

5.2. Radar Waveform Calibration

5.2.1. Calibration Setup

The conducted test setup was used for this calibration testing. Figure 3-2 shows the typical test setup.

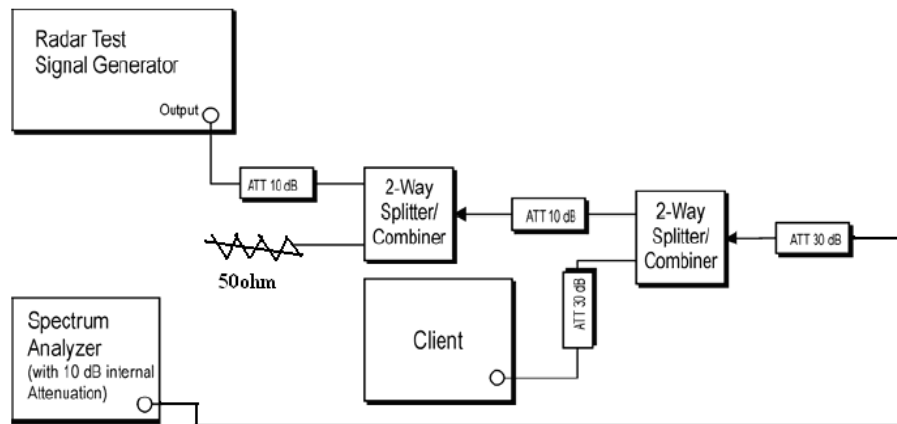


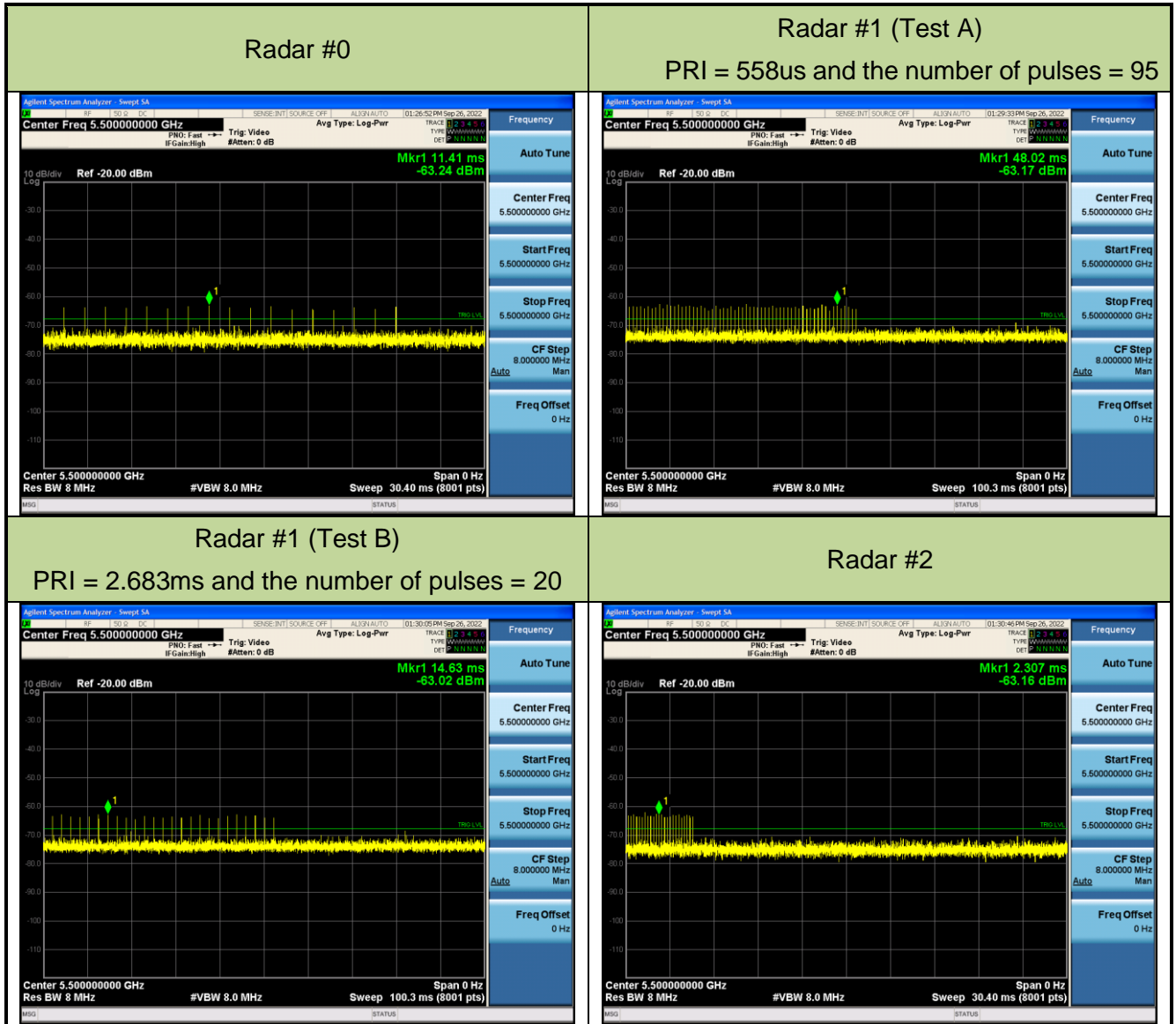
Figure 3-2: Conducted Test Setup

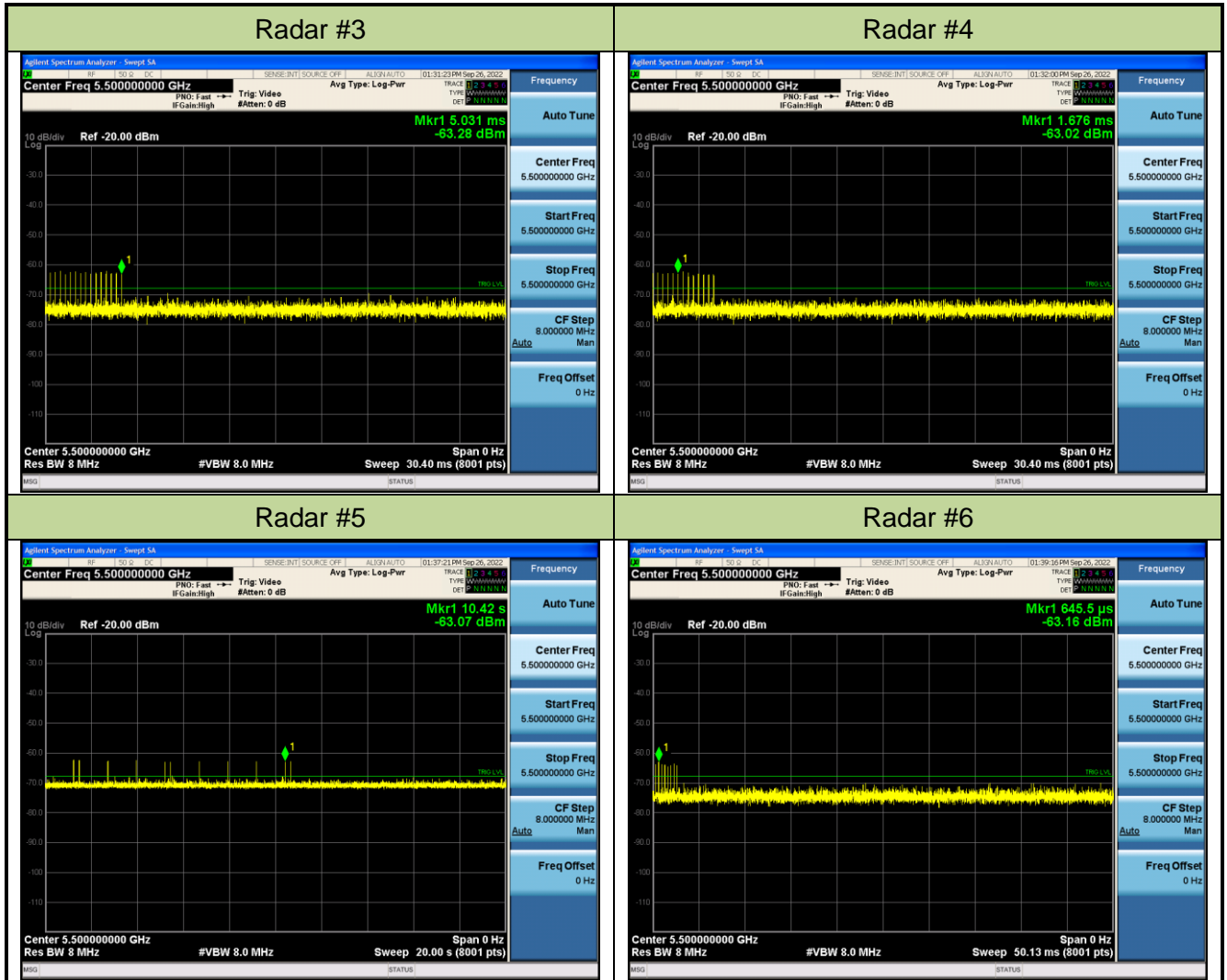
5.2.2. Calibration Procedure

The Interference Radar Detection Threshold Level is $(-64\text{dBm}) + (0) [\text{dBi}] + 1 \text{ dB} = -63 \text{ dBm}$ that had been taken into account the output power range and antenna gain. The above equipment setup was used to calibrate the conducted Radar Waveform. A vector signal generator was utilized to establish the test signal level for each radar type. During this process there were replace 50ohm terminal form Master and Client device and no transmissions by either the Master or Client Device. The spectrum analyzer was switched to the zero span (Time Domain) at the frequency of the Radar Waveform generator. Peak detection was used. The spectrum analyzer resolution bandwidth (RBW) and video bandwidth (VBW) were set to at least 3MHz. The vector signal generator amplitude was set so that the power level measured at the spectrum analyzer was $(-64\text{dBm}) + (0) [\text{dBi}] + 1 \text{ dB} = -63\text{dBm}$. Capture the spectrum analyzer plots on short pulse radar types, long pulse radar type and hopping radar waveform.

5.2.3. Calibration Result

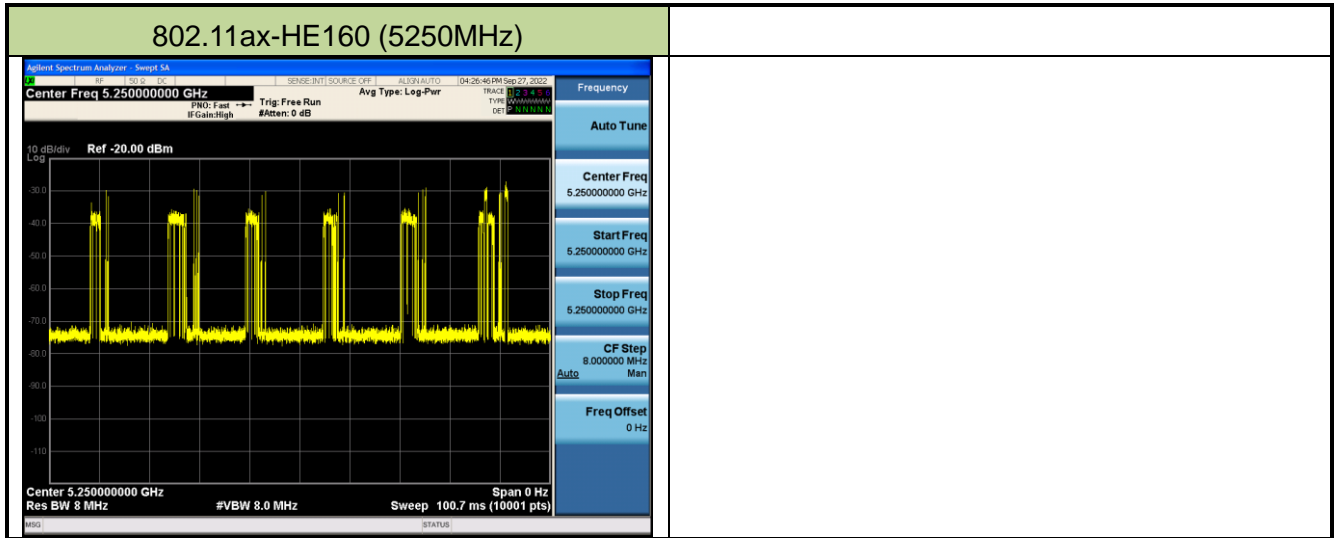
Product	AX6000 Whole Home Mesh Wi-Fi 6 System	Temperature	27°C
Test Engineer	Peter	Relative Humidity	65%
Test Site	SR5	Test Date	2022/9/26
Test Item	Radar Waveform Calibration		





5.2.4. Channel Loading Test Result

Product	AX6000 Whole Home Mesh Wi-Fi 6 System	Temperature	27°C
Test Engineer	Peter	Relative Humidity	65%
Test Site	SR5	Test Date	2022/9/27
Test Item	Channel Loading		



Test Mode	Test Frequency	Packet ratio	Requirement ratio	Test Result
802.11ax-HE160	5250 MHz	17%	≥ 17%	Pass

Note: System testing was performed with the designated iperf test file. This file is used by IP and Frame based systems for loading the test channel during the In-service compliance testing of the U-NII device. Packet ratio = Time On / (Time On + Off Time).

5.3. UNII Detection Bandwidth Measurement

5.3.1. Test Limit

Minimum 100% of the UNII 99% transmission power bandwidth. During the U-NII Detection Bandwidth detection test, each frequency step the minimum percentage of detection is 90 percent. Measurements are performed with no data traffic.

5.3.2. Test Procedure

1. Adjust the equipment to produce a single Burst of any one of the Short Pulse Radar Types 0-4 in Table 3-5 at the center frequency of the EUT Operating Channel at the specified DFS Detection Threshold level.
2. The generating equipment is configured as shown in the Conducted Test Setup above section 3.5.
3. The EUT is set up as a stand-alone device (no associated Client or Master, as appropriate) and no traffic. Frame based systems will be set to a talk/listen ratio reflecting the worst case (maximum) that is user configurable during this test.
4. Generate a single radar Burst, and note the response of the EUT. Repeat for a minimum of 10 trials. The EUT must detect the Radar Waveform using the specified U-NII Detection Bandwidth criterion shown in Table 3-5. In cases where the channel bandwidth may exceed past the DFS band edge on specific channels (i.e., 802.11ac or wideband frame based systems) select a channel that has the entire emission bandwidth within the DFS band. If this is not possible, test the detection BW to the DFS band edge.
5. Starting at the center frequency of the UUT operating Channel, increase the radar frequency in 5 MHz steps, repeating the above test sequence, until the detection rate falls below the U-NII Detection Bandwidth criterion specified in Table 3-3. Repeat this measurement in 1MHz steps at frequencies 5 MHz below where the detection rate begins to fall. Record the highest frequency (denote as FH) at which detection is greater than or equal to the U-NII Detection Bandwidth criterion. Recording the detection rate at frequencies above FH is not required to demonstrate compliance.
6. Starting at the center frequency of the EUT operating Channel, decrease the radar frequency in 1 MHz steps, repeating the above item 4 test sequence, until the detection rate falls below the U-NII Detection Bandwidth criterion. Record the lowest frequency (denote as FL) at which detection is greater than or equal to the U-NII Detection Bandwidth criterion. Recording the detection rate at frequencies below FL is not required to demonstrate compliance.
7. The U-NII Detection Bandwidth is calculated as follows: U-NII Detection Bandwidth = FH – FL
8. The U-NII Detection Bandwidth must be at least 100% of the EUT transmitter 99% power, otherwise, the EUT does not comply with DFS requirements.

5.3.3. Test Result

Product	AX6000 Whole Home Mesh Wi-Fi 6 System	Temperature	23°C
Test Engineer	Peter	Relative Humidity	54%
Test Site	SR5	Test Date	2022/9/29
Test Item	Detection Bandwidth (802.11ax-HE160 mode - 5250MHz) _Master		

Radar Frequency (MHz)	DFS Detection Trials (1=Detection, 0= No Detection)										Detection Rate (%)
	1	2	3	4	5	6	7	8	9	10	
5249	1	1	1	1	1	1	1	1	1	1	100%
5250 FL	1	1	1	1	1	1	1	1	1	1	100%
5251	1	1	1	1	1	1	1	1	1	1	100%
5252	1	1	1	1	1	1	1	1	1	1	100%
5253	1	1	1	1	1	1	1	1	1	1	100%
5254	1	1	1	1	1	1	1	1	1	1	100%
5255	1	1	1	1	1	1	1	1	1	1	100%
5260	1	1	1	1	1	1	1	1	1	1	100%
5265	1	1	1	1	1	1	1	1	1	1	100%
5270	1	1	1	1	1	1	1	1	1	1	100%
5275	1	1	1	1	1	1	1	1	1	1	100%
5280	1	1	1	1	1	1	1	1	1	1	100%
5285	1	1	1	1	1	1	1	1	1	1	100%
5290	1	1	1	1	1	1	1	1	1	1	100%
5295	1	1	1	1	1	1	1	1	1	1	100%
5300	1	1	1	1	1	1	1	1	1	1	100%
5305	1	1	1	1	1	1	1	1	1	1	100%
5310	1	1	1	1	1	1	1	1	1	1	100%
5315	1	1	1	1	1	1	1	1	1	1	100%
5320	1	1	1	1	1	1	1	1	1	1	100%
5325	1	1	1	1	1	1	1	1	1	1	100%
5326	1	1	1	1	1	1	1	1	1	1	100%
5327	1	1	1	1	1	1	1	1	1	1	100%
5328FH	1	1	1	1	1	1	1	1	1	1	100%
5329	1	1	1	1	1	1	1	1	1	1	100%

Note 1: All NII channels for this device have identical Channel bandwidths. Therefore, all DFS testing was done at 5250MHz. The 99% channel bandwidth is 155.88 MHz (See the 99% BW section of the RF report for further measurement details).

Note 2: Detection Bandwidth = FH - FL = 5328MHz - 5250MHz = 78MHz.

Note 3: NII Detection Bandwidth Min. Limit (MHz): MHz x 100% / 2 = 77.94 MHz



Product	AX6000 Whole Home Mesh Wi-Fi 6 System	Temperature	24°C
Test Engineer	Peter	Relative Humidity	55%
Test Site	SR5	Test Date	2022/9/26
Test Item	Detection Bandwidth (802.11ax-HE160 mode - 5250MHz) _Mesh		

Radar Frequency (MHz)	DFS Detection Trials (1=Detection, 0= No Detection)										Detection Rate (%)
	1	2	3	4	5	6	7	8	9	10	
5249	1	1	1	1	1	1	1	1	1	1	100%
5250 FL	1	1	1	1	1	1	1	1	1	1	100%
5251	1	1	1	1	1	1	1	1	1	1	100%
5252	1	1	1	1	1	1	1	1	1	1	100%
5253	1	1	1	1	1	1	1	1	1	1	100%
5254	1	1	1	1	1	1	1	1	1	1	100%
5255	1	1	1	1	1	1	1	1	1	1	100%
5260	1	1	1	1	1	1	1	1	1	1	100%
5265	1	1	1	1	1	1	1	1	1	1	100%
5270	1	1	1	1	1	1	1	1	1	1	100%
5275	1	1	1	1	1	1	1	1	1	1	100%
5280	1	1	1	1	1	1	1	1	1	1	100%
5285	1	1	1	1	1	1	1	1	1	1	100%
5290	1	1	1	1	1	1	1	1	1	1	100%
5295	1	1	1	1	1	1	1	1	1	1	100%
5300	1	1	1	1	1	1	1	1	1	1	100%
5305	1	1	1	1	1	1	1	1	1	1	100%
5310	1	1	1	1	1	1	1	1	1	1	100%
5315	1	1	1	1	1	1	1	1	1	1	100%
5320	1	1	1	1	1	1	1	1	1	1	100%
5325	1	1	1	1	1	1	1	1	1	1	100%
5326	1	1	1	1	1	1	1	1	1	1	100%
5327	1	1	1	1	1	1	1	1	1	1	100%
5328FH	1	1	1	1	1	1	1	1	1	1	100%
5329	1	1	1	1	1	1	1	1	1	1	100%

Note 1: All NII channels for this device have identical Channel bandwidths. Therefore, all DFS testing was done at 5250MHz. The 99% channel bandwidth is 155.88 MHz (See the 99% BW section of the RF report for further measurement details).

Note 2: Detection Bandwidth = FH - FL = 5328MHz - 5250MHz = 78MHz.

Note 3: NII Detection Bandwidth Min. Limit (MHz): $\text{MHz} \times 100\% / 2 = 77.94 \text{ MHz}$

5.4. Initial Channel Availability Check Time Measurement

5.4.1. Test Limit

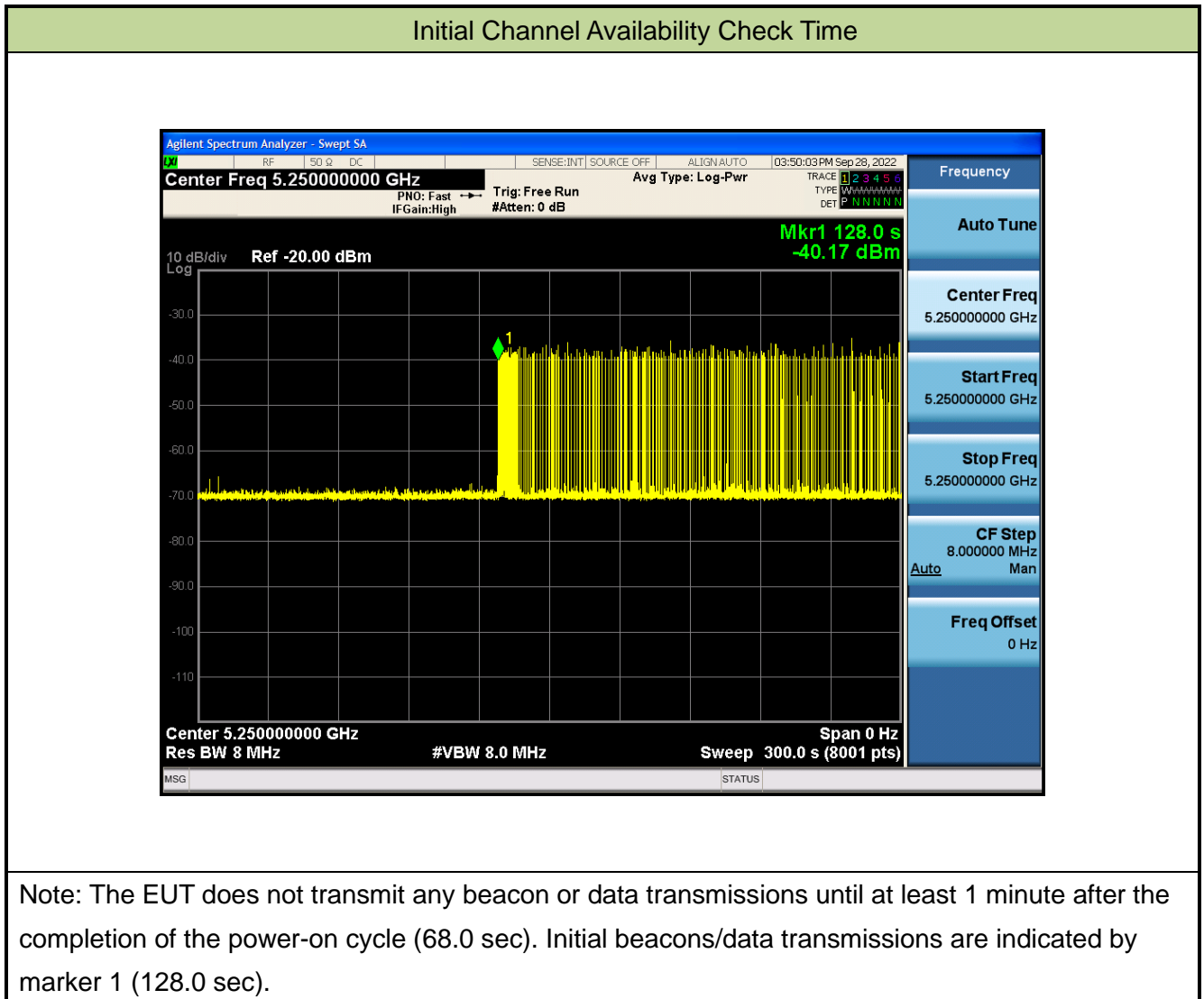
The EUT shall perform a Channel Availability Check to ensure that there is no radar operating on the channel. After power-up sequence, receive at least 1 minute on the intended operating frequency.

5.4.2. Test Procedure

1. The U-NII devices will be powered on and be instructed to operate on the appropriate U-NII Channel that must incorporate DFS functions. At the same time the EUT is powered on, the spectrum analyzer will be set to zero span mode with a 3 MHz RBW and 3 MHz VBW on the Channel occupied by the radar (Chr) with a 2.5 minute sweep time. The spectrum analyzer's sweep will be started at the same time power is applied to the U-NII device.
2. The EUT should not transmit any beacon or data transmissions until at least 1 minute after the completion of the power-on cycle.
3. Confirm that the EUT initiates transmission on the channel. Measurement system showing its nominal noise floor is marker1.

5.4.3. Test Result

Product	AX6000 Whole Home Mesh Wi-Fi 6 System	Temperature	27°C
Test Engineer	Peter	Relative Humidity	65%
Test Site	SR5	Test Date	2022/9/28
Test Item	Initial Channel Availability Check Time (802.11ax-HE20 mode - 5250MHz)		



5.5. Radar Burst at the Beginning of the Channel Availability Check Time Measurement

5.5.1. Test Limit

In beginning of the Channel Availability Check (CAC) Time, radar is detected on this channel, select another intended channel and perform a CAC on that channel.

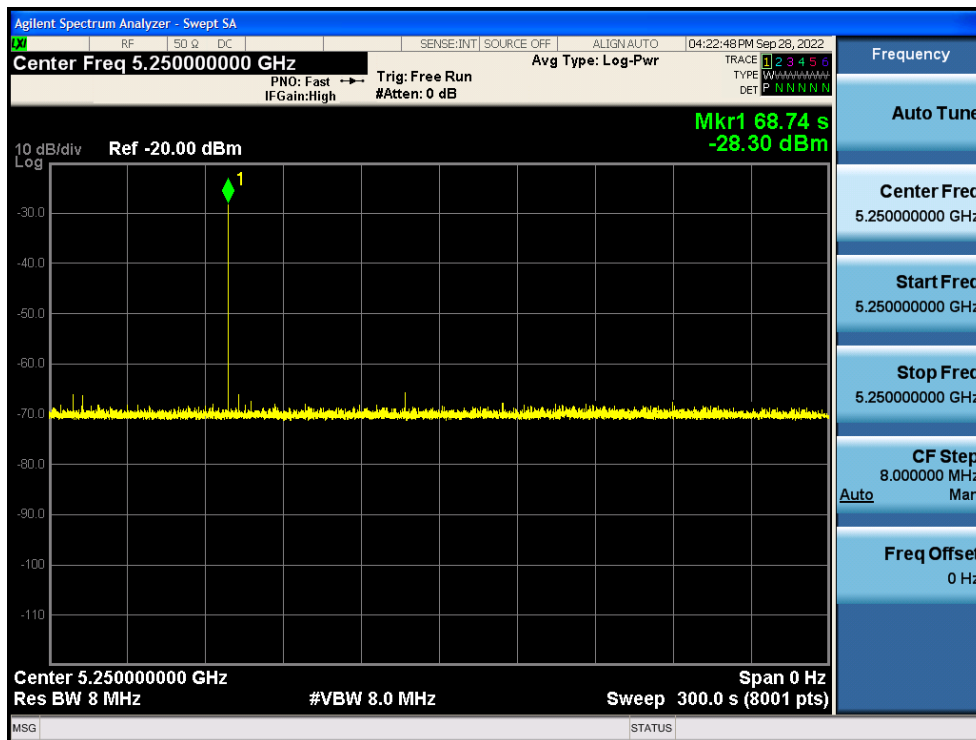
5.5.2. Test Procedure

1. The steps below define the procedure to verify successful radar detection on the selected Channel during a period equal to the Channel Availability Check Time and avoidance of operation on that Channel when a radar Burst with a level equal to the DFS Detection Threshold + 1 dB occurs at the beginning of the Channel Availability Check Time.
2. The EUT is in completion power-up cycle (from T0 to T1). T1 denotes the instant when the EUT has completed its power-up sequence. The Channel Availability Check Time commences at instant T1 and will end no sooner than T1 + 60 seconds. A single Burst of one of Short Pulse Radar Types 0-4 at DFS Detection Threshold + 1 dB will commence within a 6 second window starting at T1.
3. Visual indication on the EUT of successful detection of the radar Burst will be recorded and reported. Observation of emissions will continue for 2.5 minutes after the radar Burst has been generated. Verify that during the 2.5 minutes measurement window no EUT transmissions occurred.

5.5.3. Test Result

Product	AX6000 Whole Home Mesh Wi-Fi 6 System	Temperature	27°C
Test Engineer	Peter	Relative Humidity	65%
Test Site	SR5	Test Date	2022/9/28
Test Item	Beginning of the Channel Availability Check Time (802.11ax-HE20 mode - 5250MHz)		

Beginning of the Channel Availability Check Time



5.6. Radar Burst at the End of the Channel Availability Check Time Measurement

5.6.1. Test Limit

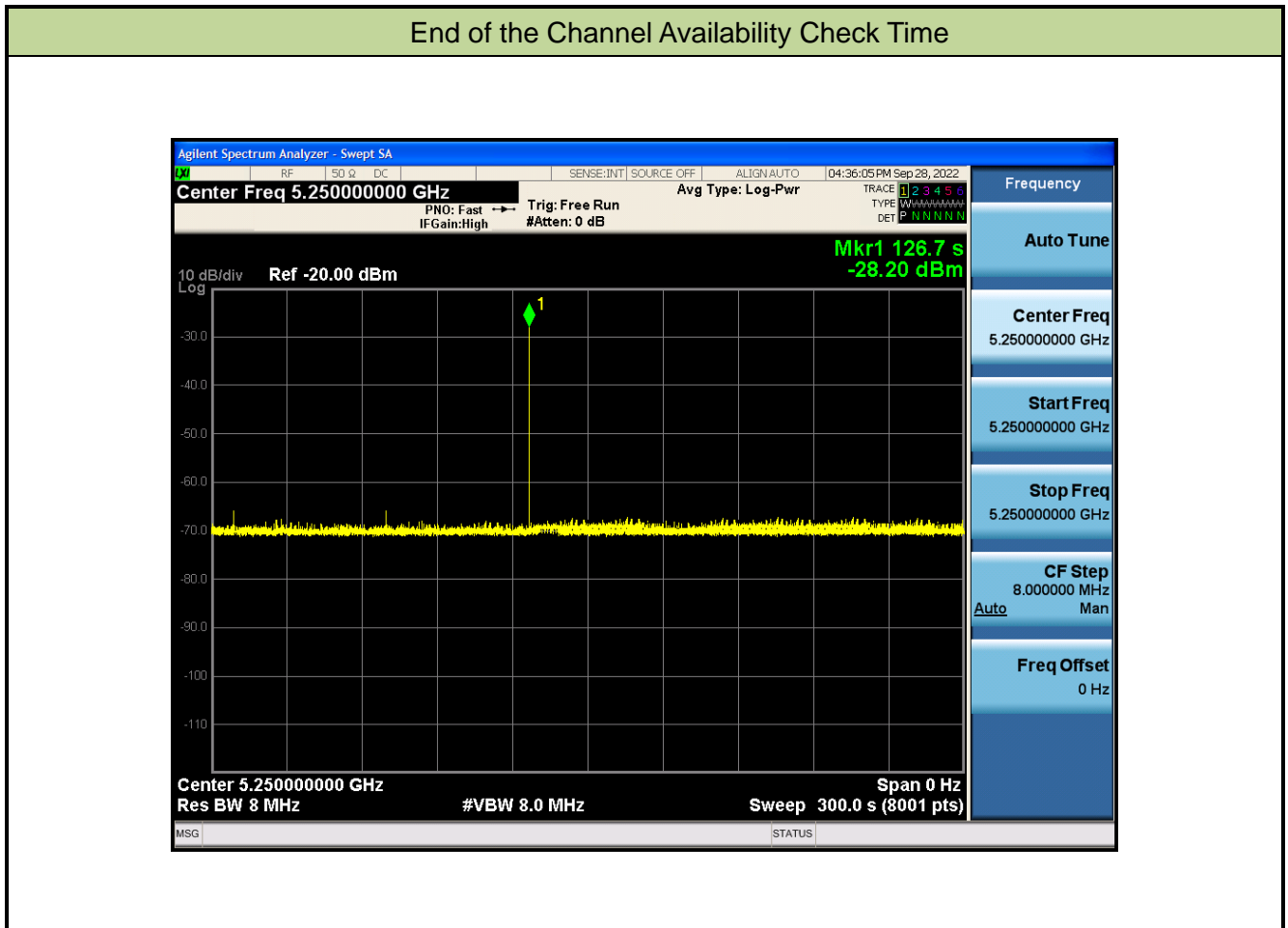
In the end of Channel Availability Check (CAC) Time, radar is detected on this channel, select another intended channel and perform a CAC on that channel.

5.6.2. Test Procedure

1. The steps below define the procedure to verify successful radar detection on the selected Channel during a period equal to the Channel Availability Check Time and avoidance of operation on that Channel when a radar Burst with a level equal to the DFS Detection Threshold + 1 dB occurs at the beginning of the Channel Availability Check Time.
2. The EUT is powered on at T0. T1 denotes the instant when the EUT has completed its power-up sequence. The Channel Availability Check Time commences at instant T1 and will end no sooner than T1 + 60 seconds. A single Burst of one of Short Pulse Radar Types 0-4 at DFS Detection Threshold + 1 dB will commence within a 6 second window starting at T1+ 54 seconds.
3. Visual indication on the EUT of successful detection of the radar Burst will be recorded and reported. Observation of emissions will continue for 2.5 minutes after the radar Burst has been generated. Verify that during the 2.5 minutes measurement window no EUT transmissions occurred.

5.6.3. Test Result

Product	AX6000 Whole Home Mesh Wi-Fi 6 System	Temperature	27°C
Test Engineer	Peter	Relative Humidity	65%
Test Site	SR5	Test Date	2022/9/28
Test Item	End of the Channel Availability Check Time (802.11ax-HE20 mode - 5250MHz)		



5.7. In-Service Monitoring for Channel Move Time, Channel Closing Transmission Time and Non-Occupancy Period Measurement

5.7.1. Test Limit

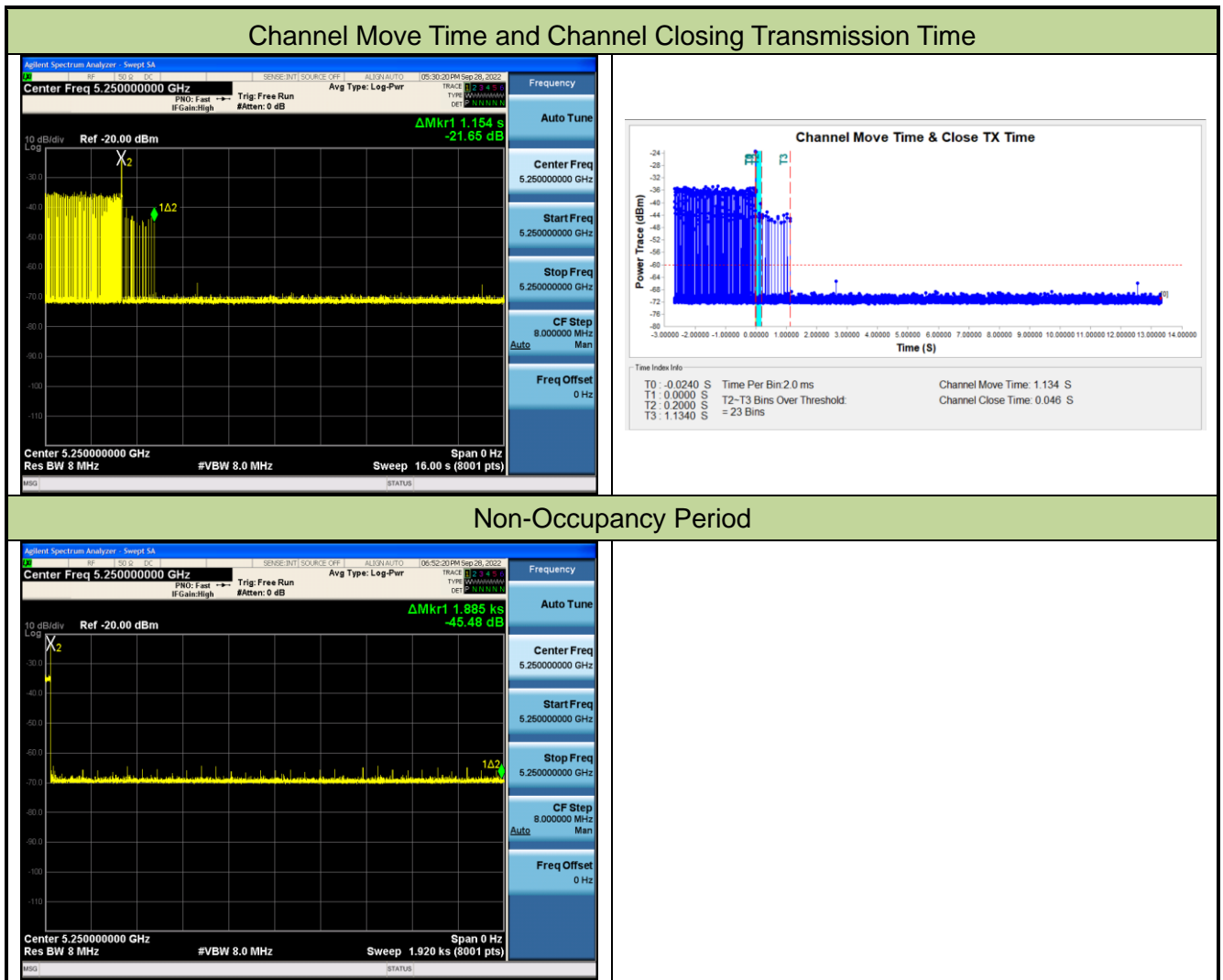
The EUT has In-Service Monitoring function to continuously monitor the radar signals. If the radar is detected, must leave the channel (Shutdown). The Channel Move Time to cease all transmissions on the current channel upon detection of a Radar Waveform above the DFS Detection Threshold within 10 sec. The total duration of Channel Closing Transmission Time is 260ms, consisting of data signals and the aggregate of control signals, by a U-NII device during the Channel Move Time. The Non-Occupancy Period time is 30 minute during which a Channel will not be utilized after a Radar Waveform is detected on that Channel.

5.7.2. Test Procedure Used

1. The test should be performed with Radar Type 0. The measurement timing begins at the end of the Radar Type 0.
2. When the radar burst with a level equal to the DFS Detection Threshold + 1dB is generated on the Operating Channel of the U-NII device. A U-NII device operating as a Master Device will associate with the Client Device at Channel. Stream the MPEG test file from the Master Device to the Client Device on the selected Channel for the entire period of the test. At time T0 the Radar Waveform generator sends a Burst of pulses for each of the radar types at Detection Threshold + 1dB.
3. Observe the transmissions of the EUT at the end of the radar Burst on the Operating Channel. Measure and record the transmissions from the EUT during the observation time (Channel Move Time).
4. Measurement of the aggregate duration of the Channel Closing Transmission Time method. With the spectrum analyzer set to zero span tuned to the center frequency of the EUT operating channel at the radar simulated frequency, peak detection, and max hold, the dwell time per bin is given by: $Dwell (1.5ms) = S (12 \text{ sec}) / B (8000)$; where Dwell is the dwell time per spectrum analyzer sampling bin, S is the sweep time and B is the number of spectrum analyzer sampling bins. An upper bound of the aggregate duration of the intermittent control signals of Channel Closing Transmission Time is calculated by: $C = N \times Dwell$; where C is the Closing Time, N is the number of spectrum analyzer sampling bins showing a U-NII transmission and Dwell is the dwell time per bin.
5. Measure the EUT for more than 30 minutes following the channel close/move time to verify that the EUT does not resume any transmissions on this Channel.

5.7.3. Test Result

Product	AX6000 Whole Home Mesh Wi-Fi 6 System	Temperature	27°C
Test Engineer	Peter	Relative Humidity	65%
Test Site	SR5	Test Date	2022/9/28
Test Item	Channel Move Time and Channel Closing Transmission Time (802.11ax-HE160 mode - 5250MHz)		



Parameter	Test Result	Limit
	Type 0	
Channel Move Time (s)	1.134s	<10s
Channel Closing Transmission Time (ms) (Note)	46ms	< 60ms
Non-Occupancy Period (min)	≥ 30min	≥ 30 min
<p>Note: The Channel Closing Transmission Time is comprised of 200 milliseconds starting at the beginning of the Channel Move Time plus any additional intermittent control signals required to facilitate a Channel move (an aggregate of 60 milliseconds) during the remainder of the 10 seconds period. The aggregate duration of control signals will not count quiet periods in between transmissions.</p>		

5.8. Statistical Performance Check Measurement

5.8.1. Test Limit

The minimum percentage of successful detection requirements found in below table when a radar burst with a level equal to the DFS Detection Threshold + 1dB is generated on the Operating Channel of the U-NII device (In- Service Monitoring).

Radar Type	Minimum Number of Trails	Detection Probability
0	30	Pd > 60%
1	30(15 of test A and 15 of test B)	Pd > 60%
2	30	Pd > 60%
3	30	Pd > 60%
4	30	Pd > 60%
Aggregate (Radar Types 1-4)	120	Pd > 80%
5	30	Pd > 80%
6	30	Pd > 70%

The percentage of successful detection is calculated by:

$(\text{Total Waveform Detections} / \text{Total Waveform Trails}) * 100 = \text{Probability of Detection Radar}$

Waveform In addition an aggregate minimum percentage of successful detection across all Short Pulse Radar Types 1-4 is required and is calculated as follows: $(Pd1 + Pd2 + Pd3 + Pd4) / 4$.

5.8.2. Test Procedure

1. Stream the MPEG test file from the Master Device to the Client Device on the test Channel for the entire period of the test.
2. At time T0 the Radar Waveform generator sends the individual waveform for each of the Radar Types 1-6, at levels equal to the DFS Detection Threshold + 1dB, on the Operating Channel.
3. Observe the transmissions of the EUT at the end of the Burst on the Operating Channel for duration greater than 10 seconds for Short Pulse Radar Types 0 to ensure detection occurs.
4. Observe the transmissions of the EUT at the end of the Burst on the Operating Channel for duration greater than 22 seconds for Long Pulse Radar Type 5 to ensure detection occurs.
5. The device can utilize a test mode to demonstrate when detection occurs to prevent the need to reset the device between trial runs.
6. The Minimum number of trails, minimum percentage of successful detection and the average minimum percentage of successful detection are found in below table.

5.8.3. Test Result

Product	AX6000 Whole Home Mesh Wi-Fi 6 System	Temperature	27°C
Test Engineer	Peter	Relative Humidity	65%
Test Site	SR5	Test Date	2022/9/27
Test Item	Radar Statistical Performance Check (802.11ax-HE160 mode – 5250MHz) _Master		

Radar Type 1-4 - Radar Statistical Performance

Trial	Frequency (MHz)	1=Detection, 0=No Detection			
		Radar Type 1	Radar Type 2	Radar Type 3	Radar Type 4
0	5250	1	1	1	0
1	5252	1	0	1	1
2	5254	1	1	1	0
3	5256	1	0	1	1
4	5258	1	1	0	0
5	5260	1	1	1	1
6	5262	1	1	1	1
7	5264	1	1	1	1
8	5266	1	1	0	1
9	5268	1	1	1	1
10	5270	1	1	1	1
11	5274	1	1	1	1
12	5278	1	0	0	1
13	5282	1	1	1	0
14	5286	1	1	1	0
15	5290	0	1	1	1
16	5294	1	1	1	1
17	5298	1	0	1	0
18	5302	1	0	1	1
19	5306	1	1	0	0
20	5310	1	1	0	1
21	5312	1	1	1	1
22	5314	1	0	1	0
23	5316	1	1	1	1
24	5318	1	0	1	1
25	5320	1	1	0	0
26	5322	1	1	1	1

Trial	Frequency	1=Detection, 0=No Detection			
	(MHz)	Radar Type 1	Radar Type 2	Radar Type 3	Radar Type 4
27	5324	1	1	1	1
28	5326	1	1	1	1
29	5328	1	1	1	1
Probability:		96.66%	76.66%	80%	70%
Type1-4		80.83% (>80%)			

Radar Type 1 - Radar Waveform

	Trial Id	Radar Type	Pulse Width (us)	PRI (us)	Number of Pulses	Waveform Length (us)
Download	0	Type 1	1.0	858.0	62	53196.0
Download	1	Type 1	1.0	518.0	102	52836.0
Download	2	Type 1	1.0	698.0	76	53048.0
Download	3	Type 1	1.0	818.0	65	53170.0
Download	4	Type 1	1.0	778.0	68	52904.0
Download	5	Type 1	1.0	938.0	57	53466.0
Download	6	Type 1	1.0	578.0	92	53176.0
Download	7	Type 1	1.0	738.0	72	53136.0
Download	8	Type 1	1.0	658.0	81	53298.0
Download	9	Type 1	1.0	718.0	74	53132.0
Download	10	Type 1	1.0	838.0	63	52794.0
Download	11	Type 1	1.0	558.0	95	53010.0
Download	12	Type 1	1.0	3066.0	18	55188.0
Download	13	Type 1	1.0	638.0	83	52954.0
Download	14	Type 1	1.0	678.0	78	52884.0
Download	15	Type 1	1.0	1242.0	43	53406.0
Download	16	Type 1	1.0	2094.0	26	54444.0
Download	17	Type 1	1.0	2088.0	26	54288.0
Download	18	Type 1	1.0	1175.0	45	52875.0
Download	19	Type 1	1.0	895.0	59	52805.0
Download	20	Type 1	1.0	1662.0	32	53184.0
Download	21	Type 1	1.0	1111.0	48	53328.0
Download	22	Type 1	1.0	2348.0	23	54004.0
Download	23	Type 1	1.0	729.0	73	53217.0
Download	24	Type 1	1.0	2350.0	23	54050.0
Download	25	Type 1	1.0	3007.0	18	54126.0
Download	26	Type 1	1.0	1872.0	29	54288.0
Download	27	Type 1	1.0	587.0	90	52830.0
Download	28	Type 1	1.0	1638.0	33	54054.0
Download	29	Type 1	1.0	1010.0	53	53530.0

Radar Type 2 - Radar Waveform

	Trial Id	Radar Type	Pulse Width (us)	PRI (us)	Number of Pulses	Waveform Length (us)
Download	0	Type 2	2.2	193.0	25	4825.0
Download	1	Type 2	4.1	163.0	28	4564.0
Download	2	Type 2	3.4	171.0	27	4617.0
Download	3	Type 2	3.9	196.0	27	5292.0
Download	4	Type 2	2.8	151.0	26	3926.0
Download	5	Type 2	2.5	215.0	25	5375.0
Download	6	Type 2	3.4	213.0	27	5751.0
Download	7	Type 2	3.9	158.0	27	4266.0
Download	8	Type 2	4.1	224.0	28	6272.0
Download	9	Type 2	2.1	156.0	24	3744.0
Download	10	Type 2	1.6	191.0	24	4584.0
Download	11	Type 2	2.5	211.0	25	5275.0
Download	12	Type 2	3.5	218.0	27	5886.0
Download	13	Type 2	3.9	170.0	27	4590.0
Download	14	Type 2	5.0	166.0	29	4814.0
Download	15	Type 2	4.9	175.0	29	5075.0
Download	16	Type 2	1.4	217.0	23	4991.0
Download	17	Type 2	1.8	225.0	24	5400.0
Download	18	Type 2	1.0	199.0	23	4577.0
Download	19	Type 2	2.0	207.0	24	4968.0
Download	20	Type 2	1.3	160.0	23	3680.0
Download	21	Type 2	1.4	210.0	23	4830.0
Download	22	Type 2	1.1	226.0	23	5198.0
Download	23	Type 2	4.8	176.0	29	5104.0
Download	24	Type 2	2.5	229.0	25	5725.0
Download	25	Type 2	2.7	216.0	26	5616.0
Download	26	Type 2	3.0	180.0	26	4680.0
Download	27	Type 2	4.3	182.0	28	5096.0
Download	28	Type 2	4.0	194.0	28	5432.0
Download	29	Type 2	4.8	197.0	29	5713.0

Radar Type 3 - Radar Waveform

	Trial Id	Radar Type	Pulse Width (us)	PRI (us)	Number of Pulses	Waveform Length (us)
Download	0	Type 3	7.2	336.0	16	5376.0
Download	1	Type 3	9.1	477.0	18	8586.0
Download	2	Type 3	8.4	326.0	17	5542.0
Download	3	Type 3	8.9	469.0	18	8442.0
Download	4	Type 3	7.8	405.0	17	6885.0
Download	5	Type 3	7.5	419.0	17	7123.0
Download	6	Type 3	8.4	242.0	17	4114.0
Download	7	Type 3	8.9	388.0	18	6984.0
Download	8	Type 3	9.1	287.0	18	5166.0
Download	9	Type 3	7.1	342.0	16	5472.0
Download	10	Type 3	6.6	389.0	16	6224.0
Download	11	Type 3	7.5	356.0	17	6052.0
Download	12	Type 3	8.5	211.0	17	3587.0
Download	13	Type 3	8.9	474.0	18	8532.0
Download	14	Type 3	10.0	305.0	18	5490.0
Download	15	Type 3	9.9	357.0	18	6426.0
Download	16	Type 3	6.4	379.0	16	6064.0
Download	17	Type 3	6.8	396.0	16	6336.0
Download	18	Type 3	6.0	457.0	16	7312.0
Download	19	Type 3	7.0	209.0	16	3344.0
Download	20	Type 3	6.3	288.0	16	4608.0
Download	21	Type 3	6.4	441.0	16	7056.0
Download	22	Type 3	6.1	381.0	16	6096.0
Download	23	Type 3	9.8	394.0	18	7092.0
Download	24	Type 3	7.5	263.0	17	4471.0
Download	25	Type 3	7.7	454.0	17	7718.0
Download	26	Type 3	8.0	289.0	17	4913.0
Download	27	Type 3	9.3	439.0	18	7902.0
Download	28	Type 3	9.0	373.0	18	6714.0
Download	29	Type 3	9.8	416.0	18	7488.0

Radar Type 4 - Radar Waveform

	Trial Id	Radar Type	Pulse Width (us)	PRI (us)	Number of Pulses	Waveform Length (us)
Download	0	Type 4	13.8	336.0	13	4368.0
Download	1	Type 4	17.9	477.0	15	7155.0
Download	2	Type 4	16.5	326.0	15	4890.0
Download	3	Type 4	17.4	469.0	15	7035.0
Download	4	Type 4	15.0	405.0	14	5670.0
Download	5	Type 4	14.4	419.0	13	5447.0
Download	6	Type 4	16.4	242.0	14	3388.0
Download	7	Type 4	17.4	388.0	15	5820.0
Download	8	Type 4	18.0	287.0	15	4305.0
Download	9	Type 4	13.4	342.0	13	4446.0
Download	10	Type 4	12.5	389.0	12	4668.0
Download	11	Type 4	14.4	356.0	13	4628.0
Download	12	Type 4	16.6	211.0	15	3165.0
Download	13	Type 4	17.4	474.0	15	7110.0
Download	14	Type 4	19.8	305.0	16	4880.0
Download	15	Type 4	19.6	357.0	16	5712.0
Download	16	Type 4	12.0	379.0	12	4548.0
Download	17	Type 4	12.7	396.0	12	4752.0
Download	18	Type 4	11.0	457.0	12	5484.0
Download	19	Type 4	13.4	209.0	13	2717.0
Download	20	Type 4	11.6	288.0	12	3456.0
Download	21	Type 4	11.9	441.0	12	5292.0
Download	22	Type 4	11.2	381.0	12	4572.0
Download	23	Type 4	19.4	394.0	16	6304.0
Download	24	Type 4	14.4	263.0	13	3419.0
Download	25	Type 4	14.9	454.0	14	6356.0
Download	26	Type 4	15.5	289.0	14	4046.0
Download	27	Type 4	18.5	439.0	16	7024.0
Download	28	Type 4	17.7	373.0	15	5595.0
Download	29	Type 4	19.5	416.0	16	6656.0



Radar Type 5 - Radar Statistical Performance

Trail #	Test Freq. (MHz)	1=Detection 0=No Detection	Trail #	Test Freq. (MHz)	1=Detection 0=No Detection
0	5250	1	15	5290	1
1	5252	1	16	5294	1
2	5254	1	17	5298	1
3	5256	1	18	5302	1
4	5258	1	19	5306	1
5	5260	1	20	5310	1
6	5262	1	21	5312	1
7	5264	0	22	5314	1
8	5266	1	23	5316	1
9	5268	0	24	5318	1
10	5270	1	25	5320	1
11	5274	1	26	5322	1
12	5278	1	27	5324	1
13	5282	1	28	5326	1
14	5286	1	29	5328	1
Detection Percentage (%)					93.33%

Type 5 Radar Waveform_0							
Burst ID	Burst Offset (us)	Pulse Width (us)	Chirp Width (MHz)	Number of Pulses per Burst	PRI-1 (us)	PRI-2 (us)	PRI-3 (us)
0	556240.0	65.7	10	1	1052.0	-	-
1	795926.0	88.2	10	3	1607.0	1354.0	1331.0
2	41781.0	80.3	10	2	1031.0	1527.0	-
3	282957.0	85.5	10	3	1858.0	1602.0	1683.0
4	525412.0	72.2	10	2	1036.0	1885.0	-
5	766907.0	69.1	10	2	1644.0	1703.0	-
6	11977.0	79.8	10	2	1800.0	1299.0	-
7	253293.0	85.6	10	3	1505.0	1847.0	1568.0
8	494243.0	88.6	10	3	1941.0	1825.0	1934.0
9	738303.0	63.7	10	1	1765.0	-	-
10	980225.0	58.4	10	1	1949.0	-	-
11	223930.0	69.1	10	2	1834.0	1463.0	-

Type 5 Radar Waveform_1							
Burst ID	Burst Offset (us)	Pulse Width (us)	Chirp Width (MHz)	Number of Pulses per Burst	PRI-1 (us)	PRI-2 (us)	PRI-3 (us)
0	328441.0	81.3	17	2	1690.0	1199.0	-
1	497902.0	85.5	17	3	1689.0	1235.0	1426.0
2	667551.0	98.9	17	3	1365.0	1574.0	1930.0
3	136459.0	97.7	17	3	1987.0	1606.0	1771.0
4	308194.0	56.0	17	1	1163.0	-	-
5	478551.0	59.7	17	1	1986.0	-	-
6	650090.0	50.4	17	1	1095.0	-	-
7	116147.0	63.3	17	1	1629.0	-	-
8	287164.0	53.8	17	1	1107.0	-	-
9	457516.0	55.1	17	1	1997.0	-	-
10	628987.0	51.6	17	1	1149.0	-	-
11	94759.0	96.4	17	3	1141.0	1561.0	1512.0
12	265623.0	69.0	17	2	1109.0	1286.0	-
13	436090.0	71.8	17	2	1202.0	1436.0	-
14	606508.0	74.8	17	2	1752.0	1050.0	-
15	73754.0	91.3	17	3	1120.0	1844.0	1660.0
16	243993.0	87.1	17	3	1499.0	1570.0	1090.0

Type 5 Radar Waveform_2							
Burst ID	Burst Offset (us)	Pulse Width (us)	Chirp Width (MHz)	Number of Pulses per Burst	PRI-1 (us)	PRI-2 (us)	PRI-3 (us)
0	469369.0	97.0	14	3	1912.0	1166.0	1701.0
1	664873.0	62.8	14	1	1612.0	-	-
2	60007.0	79.9	14	2	1773.0	1323.0	-
3	253362.0	81.9	14	2	1026.0	1815.0	-
4	445395.0	100.0	14	3	1695.0	1736.0	1735.0
5	640014.0	75.6	14	2	1658.0	1208.0	-
6	36171.0	84.9	14	3	1189.0	1449.0	1078.0
7	229622.0	78.3	14	2	1021.0	1560.0	-
8	422822.0	71.0	14	2	1575.0	1382.0	-
9	615140.0	87.2	14	3	1580.0	1477.0	1182.0
10	12354.0	90.3	14	3	1824.0	1880.0	1867.0
11	205852.0	66.8	14	2	1015.0	1364.0	-
12	399556.0	58.4	14	1	1868.0	-	-
13	592478.0	83.1	14	2	1595.0	1147.0	-
14	785433.0	69.0	14	2	1438.0	1716.0	-

Type 5 Radar Waveform_3							
Burst ID	Burst Offset (us)	Pulse Width (us)	Chirp Width (MHz)	Number of Pulses per Burst	PRI-1 (us)	PRI-2 (us)	PRI-3 (us)
0	160709.0	63.2	16	1	1661.0	-	-
1	330181.0	84.9	16	3	1385.0	1631.0	1457.0
2	500146.0	88.7	16	3	1115.0	1748.0	1819.0
3	670167.0	98.2	16	3	1628.0	1553.0	1546.0
4	139029.0	88.9	16	3	1228.0	1816.0	1856.0
5	309825.0	68.4	16	2	1295.0	1823.0	-
6	479458.0	100.0	16	3	1862.0	1192.0	1248.0
7	649411.0	91.6	16	3	1710.0	1223.0	1588.0
8	118190.0	95.1	16	3	1388.0	1501.0	1401.0
9	289618.0	54.2	16	1	1201.0	-	-
10	460047.0	61.6	16	1	1933.0	-	-
11	631053.0	60.6	16	1	1625.0	-	-
12	97201.0	86.6	16	3	1869.0	1316.0	1314.0
13	267094.0	83.9	16	3	1753.0	1672.0	1638.0
14	439336.0	66.4	16	1	1422.0	-	-
15	610247.0	50.4	16	1	1356.0	-	-
16	76251.0	94.3	16	3	1460.0	1889.0	1123.0

Type 5 Radar Waveform_4							
Burst ID	Burst Offset (us)	Pulse Width (us)	Chirp Width (MHz)	Number of Pulses per Burst	PRI-1 (us)	PRI-2 (us)	PRI-3 (us)
0	322796.0	88.5	12	3	1205.0	1651.0	1207.0
1	546183.0	98.6	12	3	1008.0	1024.0	1194.0
2	767976.0	91.7	12	3	1504.0	1929.0	1347.0
3	72659.0	50.9	12	1	1439.0	-	-
4	295732.0	78.5	12	2	1468.0	1381.0	-
5	518576.0	87.3	12	3	1162.0	1250.0	1040.0
6	741231.0	81.3	12	2	1958.0	1969.0	-
7	45103.0	59.9	12	1	1888.0	-	-
8	268778.0	64.0	12	1	1003.0	-	-
9	491119.0	69.4	12	2	1939.0	1483.0	-
10	712952.0	85.0	12	3	1916.0	1374.0	1693.0
11	17579.0	72.6	12	2	1089.0	1041.0	-
12	241214.0	60.1	12	1	1074.0	-	-
Type 5 Radar Waveform_5							
Burst ID	Burst Offset (us)	Pulse Width (us)	Chirp Width (MHz)	Number of Pulses per Burst	PRI-1 (us)	PRI-2 (us)	PRI-3 (us)
0	502344.0	96.6	11	3	1100.0	1383.0	1101.0
1	742939.0	95.5	11	3	1890.0	1746.0	1377.0
2	985880.0	72.0	11	2	1378.0	1992.0	-
3	230838.0	82.7	11	2	1942.0	1971.0	-
4	473012.0	83.2	11	2	1128.0	1538.0	-
5	713183.0	84.2	11	3	1763.0	1641.0	1653.0
6	956619.0	83.2	11	2	1493.0	1342.0	-
7	201327.0	76.6	11	2	1237.0	1455.0	-
8	443528.0	52.3	11	1	1967.0	-	-
9	684708.0	68.6	11	2	1293.0	1947.0	-
10	924946.0	97.0	11	3	1905.0	1200.0	1758.0
11	171497.0	71.2	11	2	1813.0	1091.0	-

Type 5 Radar Waveform_6							
Burst ID	Burst Offset (us)	Pulse Width (us)	Chirp Width (MHz)	Number of Pulses per Burst	PRI-1 (us)	PRI-2 (us)	PRI-3 (us)
0	329738.0	84.9	14	3	1559.0	1618.0	1368.0
1	523637.0	77.6	14	2	2000.0	1061.0	-
2	715476.0	88.4	14	3	1795.0	1405.0	1465.0
3	113435.0	64.9	14	1	1845.0	-	-
4	305647.0	98.3	14	3	1884.0	1999.0	1514.0
5	499340.0	94.4	14	3	1039.0	1780.0	1020.0
6	694208.0	54.6	14	1	1799.0	-	-
7	89259.0	86.8	14	3	1564.0	1691.0	1550.0
8	282516.0	96.0	14	3	1116.0	1181.0	1389.0
9	475846.0	78.3	14	2	1756.0	1597.0	-
10	670361.0	59.8	14	1	1801.0	-	-
11	65558.0	91.5	14	3	1727.0	1178.0	1234.0
12	259025.0	68.1	14	2	1102.0	1665.0	-
13	451120.0	84.7	14	3	1423.0	1609.0	1955.0
14	644519.0	97.7	14	3	1848.0	1230.0	1188.0

Type 5 Radar Waveform_7							
Burst ID	Burst Offset (us)	Pulse Width (us)	Chirp Width (MHz)	Number of Pulses per Burst	PRI-1 (us)	PRI-2 (us)	PRI-3 (us)
0	36958.0	57.3	16	1	1903.0	-	-
1	206830.0	88.3	16	3	1922.0	1341.0	1573.0
2	377587.0	74.9	16	2	1970.0	1507.0	-
3	547755.0	99.1	16	3	1167.0	1338.0	1212.0
4	15936.0	65.0	16	1	1502.0	-	-
5	186396.0	68.9	16	2	1655.0	1262.0	-
6	355770.0	84.9	16	3	1633.0	1674.0	1810.0
7	528317.0	57.6	16	1	1666.0	-	-
8	699656.0	66.1	16	1	1118.0	-	-
9	165086.0	88.7	16	3	1244.0	1917.0	1068.0
10	336732.0	53.9	16	1	1148.0	-	-
11	507378.0	50.7	16	1	1529.0	-	-
12	676765.0	82.2	16	2	1610.0	1415.0	-
13	144472.0	67.2	16	2	1204.0	1334.0	-
14	314781.0	67.7	16	2	1503.0	1649.0	-
15	484347.0	86.2	16	3	1065.0	1777.0	1567.0
16	655576.0	79.9	16	2	1343.0	1887.0	-



Type 5 Radar Waveform_8							
Burst ID	Burst Offset (us)	Pulse Width (us)	Chirp Width (MHz)	Number of Pulses per Burst	PRI-1 (us)	PRI-2 (us)	PRI-3 (us)
0	116316.0	94.7	17	3	1093.0	1275.0	1656.0
1	277747.0	79.7	17	2	1132.0	1171.0	-
2	437173.0	93.7	17	3	1792.0	1281.0	1809.0
3	600572.0	59.6	17	1	1675.0	-	-
4	96408.0	92.9	17	3	1785.0	1931.0	1073.0
5	257092.0	95.0	17	3	1340.0	1231.0	1812.0
6	419553.0	65.7	17	1	1472.0	-	-
7	579387.0	75.0	17	2	1925.0	1261.0	-
8	76867.0	80.3	17	2	1168.0	1615.0	-
9	237285.0	85.8	17	3	1730.0	1462.0	1253.0
10	399684.0	64.1	17	1	1467.0	-	-
11	560306.0	68.2	17	2	1032.0	1276.0	-
12	56892.0	85.6	17	3	1151.0	1895.0	1397.0
13	217789.0	80.5	17	2	1692.0	1876.0	-
14	379857.0	64.6	17	1	1387.0	-	-
15	538314.0	98.5	17	3	1728.0	1866.0	1351.0
16	37123.0	86.6	17	3	1105.0	1601.0	1480.0
17	198270.0	75.8	17	2	1328.0	1267.0	-
Type 5 Radar Waveform_9							
Burst ID	Burst Offset (us)	Pulse Width (us)	Chirp Width (MHz)	Number of Pulses per Burst	PRI-1 (us)	PRI-2 (us)	PRI-3 (us)
0	587983.0	88.4	9	3	1399.0	1297.0	1566.0
1	852498.0	77.5	9	2	1443.0	1583.0	-
2	28478.0	69.6	9	2	1028.0	1335.0	-
3	292109.0	82.0	9	2	1998.0	1762.0	-
4	556786.0	52.2	9	1	1786.0	-	-
5	818870.0	100.0	9	3	1002.0	1627.0	1894.0
6	108343...	70.0	9	2	1836.0	1598.0	-
7	259741.0	72.2	9	2	1791.0	1509.0	-
8	523336.0	76.3	9	2	1932.0	1751.0	-
9	786672.0	94.4	9	3	1432.0	1379.0	1357.0
10	105015...	93.7	9	3	1654.0	1247.0	1355.0

Type 5 Radar Waveform_10							
Burst ID	Burst Offset (us)	Pulse Width (us)	Chirp Width (MHz)	Number of Pulses per Burst	PRI-1 (us)	PRI-2 (us)	PRI-3 (us)
0	249978.0	72.4	7	2	1706.0	1906.0	-
1	540241.0	69.5	7	2	1983.0	1404.0	-
2	830669.0	78.3	7	2	1833.0	1249.0	-
3	111995...	92.2	7	3	1359.0	1062.0	1732.0
4	214224.0	79.9	7	2	1864.0	1820.0	-
5	503982.0	96.8	7	3	1227.0	1841.0	1531.0
6	794260.0	88.4	7	3	1027.0	1634.0	1403.0
7	108341...	91.1	7	3	1892.0	1620.0	1545.0
8	178450.0	88.1	7	3	1317.0	1226.0	1376.0
9	469646.0	64.5	7	1	1088.0	-	-
Type 5 Radar Waveform_11							
Burst ID	Burst Offset (us)	Pulse Width (us)	Chirp Width (MHz)	Number of Pulses per Burst	PRI-1 (us)	PRI-2 (us)	PRI-3 (us)
0	631843.0	93.3	11	3	1106.0	1292.0	1411.0
1	875567.0	59.1	11	1	1394.0	-	-
2	118897.0	74.1	11	2	1873.0	1685.0	-
3	360433.0	84.7	11	3	1055.0	1056.0	1814.0
4	602764.0	83.1	11	2	1001.0	1680.0	-
5	843778.0	70.8	11	2	1826.0	1879.0	-
6	89017.0	89.5	11	3	1349.0	1478.0	1973.0
7	331021.0	80.6	11	2	1699.0	1185.0	-
8	573751.0	58.1	11	1	1320.0	-	-
9	812497.0	89.4	11	3	1985.0	1976.0	1600.0
10	59487.0	52.3	11	1	1440.0	-	-
11	300479.0	95.7	11	3	1754.0	1662.0	1964.0

Type 5 Radar Waveform_12							
Burst ID	Burst Offset (us)	Pulse Width (us)	Chirp Width (MHz)	Number of Pulses per Burst	PRI-1 (us)	PRI-2 (us)	PRI-3 (us)
0	406232.0	91.5	14	3	1004.0	1781.0	1337.0
1	587502.0	79.3	14	2	1977.0	1673.0	-
2	22216.0	58.6	14	1	1951.0	-	-
3	203714.0	60.3	14	1	1682.0	-	-
4	385281.0	62.7	14	1	1535.0	-	-
5	565109.0	77.4	14	2	1796.0	1981.0	-
6	745139.0	93.7	14	3	1935.0	1676.0	1119.0
7	180677.0	89.7	14	3	1702.0	1081.0	1711.0
8	362473.0	70.6	14	2	1152.0	1307.0	-
9	543591.0	68.7	14	2	1298.0	1414.0	-
10	724984.0	71.4	14	2	1155.0	1400.0	-
11	158829.0	81.3	14	2	1137.0	1366.0	-
12	340706.0	57.9	14	1	1217.0	-	-
13	522368.0	66.3	14	1	1133.0	-	-
14	701153.0	85.8	14	3	1287.0	1547.0	1318.0
15	136284.0	76.1	14	2	1899.0	1775.0	-

Type 5 Radar Waveform_13							
Burst ID	Burst Offset (us)	Pulse Width (us)	Chirp Width (MHz)	Number of Pulses per Burst	PRI-1 (us)	PRI-2 (us)	PRI-3 (us)
0	299363.0	55.6	16	1	1729.0	-	-
1	468289.0	83.8	16	3	1541.0	1488.0	1475.0
2	639981.0	76.2	16	2	1243.0	1520.0	-
3	107519.0	57.3	16	1	1913.0	-	-
4	277465.0	98.6	16	3	1511.0	1022.0	1375.0
5	449522.0	61.2	16	1	1077.0	-	-
6	617777.0	95.2	16	3	1556.0	1309.0	1259.0
7	86299.0	68.4	16	2	1668.0	1789.0	-
8	256302.0	95.5	16	3	1393.0	1678.0	1362.0
9	426652.0	97.4	16	3	1072.0	1076.0	1914.0
10	597206.0	69.2	16	2	1900.0	1761.0	-
11	65295.0	79.2	16	2	1708.0	1961.0	-
12	235769.0	80.5	16	2	1911.0	1265.0	-
13	405615.0	91.7	16	3	1172.0	1517.0	1494.0
14	577277.0	68.2	16	2	1333.0	1049.0	-
15	44444.0	55.0	16	1	1645.0	-	-
16	214262.0	91.4	16	3	1797.0	1391.0	1669.0



Type 5 Radar Waveform_14							
Burst ID	Burst Offset (us)	Pulse Width (us)	Chirp Width (MHz)	Number of Pulses per Burst	PRI-1 (us)	PRI-2 (us)	PRI-3 (us)
0	326952.0	76.7	20	2	1688.0	1872.0	-
1	471958.0	78.0	20	2	1165.0	1952.0	-
2	19796.0	99.1	20	3	1183.0	1870.0	1312.0
3	164367.0	83.5	20	3	1586.0	1258.0	1121.0
4	309365.0	69.6	20	2	1741.0	1373.0	-
5	453214.0	84.1	20	3	1064.0	1776.0	1476.0
6	2011.0	61.0	20	1	1605.0	-	-
7	146598.0	97.4	20	3	1647.0	1037.0	1127.0
8	290857.0	98.5	20	3	1697.0	1433.0	1369.0
9	435646.0	94.0	20	3	1196.0	1473.0	1336.0
10	580704.0	74.5	20	2	1686.0	1794.0	-
11	128652.0	87.7	20	3	1859.0	1324.0	1257.0
12	273064.0	92.8	20	3	1709.0	1035.0	1760.0
13	418857.0	76.8	20	2	1304.0	1252.0	-
14	562926.0	66.8	20	2	1898.0	1537.0	-
15	110807.0	85.0	20	3	1284.0	1857.0	1585.0
16	256706.0	63.3	20	1	1164.0	-	-
17	400306.0	75.0	20	2	1886.0	1717.0	-
18	546056.0	74.3	20	2	1350.0	1043.0	-
19	93480.0	63.1	20	1	1803.0	-	-

Type 5 Radar Waveform_15							
Burst ID	Burst Offset (us)	Pulse Width (us)	Chirp Width (MHz)	Number of Pulses per Burst	PRI-1 (us)	PRI-2 (us)	PRI-3 (us)
0	237640.0	95.0	20	3	1282.0	1180.0	1652.0
1	381961.0	97.2	20	3	1420.0	1005.0	2000.0
2	528059.0	80.3	20	2	1427.0	1129.0	-
3	75409.0	84.1	20	3	1117.0	1030.0	1242.0
4	219990.0	90.3	20	3	1086.0	1402.0	1213.0
5	365699.0	64.8	20	1	1923.0	-	-
6	510717.0	65.3	20	1	1963.0	-	-
7	57801.0	58.2	20	1	1156.0	-	-
8	202755.0	64.5	20	1	1994.0	-	-
9	348106.0	59.1	20	1	1451.0	-	-
10	492264.0	78.9	20	2	1616.0	1059.0	-
11	39897.0	50.5	20	1	1370.0	-	-
12	184941.0	66.4	20	1	1829.0	-	-
13	328398.0	90.0	20	3	1852.0	1839.0	1071.0
14	474041.0	81.2	20	2	1757.0	1395.0	-
15	21910.0	88.3	20	3	1264.0	1643.0	1266.0
16	166140.0	86.8	20	3	1843.0	1428.0	1891.0
17	310184.0	92.6	20	3	1921.0	1881.0	1787.0
18	455159.0	86.1	20	3	1471.0	1851.0	1206.0
19	4112.0	99.7	20	3	1085.0	1519.0	1209.0

Type 5 Radar Waveform_16							
Burst ID	Burst Offset (us)	Pulse Width (us)	Chirp Width (MHz)	Number of Pulses per Burst	PRI-1 (us)	PRI-2 (us)	PRI-3 (us)
0	332205.0	65.2	6	1	1469.0	-	-
1	655294.0	60.0	6	1	1327.0	-	-
2	977954.0	50.1	6	1	1863.0	-	-
3	129957...	67.3	6	2	1246.0	1950.0	-
4	292288.0	70.6	6	2	1047.0	1010.0	-
5	614831.0	80.7	6	2	1122.0	1657.0	-
6	938370.0	52.7	6	1	1589.0	-	-
7	125968...	70.6	6	2	1811.0	1548.0	-
8	252534.0	52.3	6	1	1966.0	-	-

Type 5 Radar Waveform_17							
Burst ID	Burst Offset (us)	Pulse Width (us)	Chirp Width (MHz)	Number of Pulses per Burst	PRI-1 (us)	PRI-2 (us)	PRI-3 (us)
0	516587.0	94.2	8	3	1915.0	1452.0	1416.0
1	807672.0	67.1	8	2	1329.0	1664.0	-
2	109835...	66.7	8	2	1058.0	1533.0	-
3	191074.0	93.9	8	3	1190.0	1184.0	1962.0
4	481041.0	91.9	8	3	1075.0	1319.0	1989.0
5	770650.0	96.4	8	3	1945.0	1430.0	1576.0
6	106204...	79.6	8	2	1518.0	1681.0	-
7	155311.0	97.8	8	3	1636.0	1288.0	1745.0
8	446517.0	64.9	8	1	1177.0	-	-
9	735339.0	93.3	8	3	1051.0	1594.0	1671.0
Type 5 Radar Waveform_18							
Burst ID	Burst Offset (us)	Pulse Width (us)	Chirp Width (MHz)	Number of Pulses per Burst	PRI-1 (us)	PRI-2 (us)	PRI-3 (us)
0	128504...	54.7	5	1	1454.0	-	-
1	149735.0	68.7	5	2	1621.0	1882.0	-
2	513375.0	52.7	5	1	1482.0	-	-
3	875795.0	82.8	5	2	1490.0	1733.0	-
4	123736...	89.3	5	3	1731.0	1551.0	1684.0
5	105167.0	65.0	5	1	1521.0	-	-
6	468186.0	74.0	5	2	1424.0	1406.0	-
7	830813.0	71.3	5	2	1910.0	1793.0	-
Type 5 Radar Waveform_19							
Burst ID	Burst Offset (us)	Pulse Width (us)	Chirp Width (MHz)	Number of Pulses per Burst	PRI-1 (us)	PRI-2 (us)	PRI-3 (us)
0	868903.0	52.8	9	1	1755.0	-	-
1	43817.0	95.6	9	3	1632.0	1053.0	1187.0
2	307495.0	78.5	9	2	1957.0	1784.0	-
3	571165.0	98.3	9	3	1143.0	1045.0	1557.0
4	835332.0	70.8	9	2	1988.0	1113.0	-
5	11323.0	88.9	9	3	1960.0	1783.0	1980.0
6	275259.0	74.6	9	2	1224.0	1558.0	-
7	538076.0	98.0	9	3	1936.0	1305.0	1737.0
8	802117.0	85.0	9	3	1498.0	1306.0	1268.0
9	106565...	97.1	9	3	1768.0	1300.0	1060.0
10	242947.0	62.9	9	1	1907.0	-	-

Type 5 Radar Waveform_20							
Burst ID	Burst Offset (us)	Pulse Width (us)	Chirp Width (MHz)	Number of Pulses per Burst	PRI-1 (us)	PRI-2 (us)	PRI-3 (us)
0	697838.0	63.4	6	1	1280.0	-	-
1	106146...	59.5	6	1	1082.0	-	-
2	142466...	62.1	6	1	1437.0	-	-
3	288964.0	94.8	6	3	1070.0	1563.0	1822.0
4	652992.0	55.8	6	1	1447.0	-	-
5	101527...	70.4	6	2	1968.0	1193.0	-
6	137809...	92.0	6	3	1111.0	1138.0	1140.0
7	244841.0	62.2	6	1	1057.0	-	-

Type 5 Radar Waveform_21							
Burst ID	Burst Offset (us)	Pulse Width (us)	Chirp Width (MHz)	Number of Pulses per Burst	PRI-1 (us)	PRI-2 (us)	PRI-3 (us)
0	540726.0	56.6	6	1	1083.0	-	-
1	862320.0	74.6	6	2	1871.0	1555.0	-
2	118355...	93.6	6	3	1142.0	1920.0	1830.0
3	177711.0	51.5	6	1	1849.0	-	-
4	500068.0	90.6	6	3	1225.0	1013.0	1126.0
5	822886.0	71.8	6	2	1392.0	1554.0	-
6	114376...	99.4	6	3	1778.0	1719.0	1523.0
7	137779.0	81.3	6	2	1524.0	1817.0	-
8	460398.0	81.0	6	2	1707.0	1479.0	-

Type 5 Radar Waveform_22							
Burst ID	Burst Offset (us)	Pulse Width (us)	Chirp Width (MHz)	Number of Pulses per Burst	PRI-1 (us)	PRI-2 (us)	PRI-3 (us)
0	882397.0	62.4	5	1	1000.0	-	-
1	124449...	77.2	5	2	1738.0	1017.0	-
2	110468.0	60.8	5	1	1513.0	-	-
3	473904.0	52.2	5	1	1496.0	-	-
4	835905.0	96.7	5	3	1640.0	1386.0	1034.0
5	120106...	59.4	5	1	1131.0	-	-
6	65559.0	100.0	5	3	1806.0	1296.0	1650.0
7	428739.0	75.0	5	2	1577.0	1308.0	-

Type 5 Radar Waveform_23							
Burst ID	Burst Offset (us)	Pulse Width (us)	Chirp Width (MHz)	Number of Pulses per Burst	PRI-1 (us)	PRI-2 (us)	PRI-3 (us)
0	315801.0	73.9	19	2	1646.0	1274.0	-
1	460017.0	96.0	19	3	1639.0	1014.0	1038.0
2	8328.0	96.4	19	3	1604.0	1011.0	1321.0
3	152980.0	77.8	19	2	1617.0	1978.0	-
4	298158.0	69.2	19	2	1145.0	1384.0	-
5	441728.0	93.9	19	3	1042.0	1330.0	1959.0
6	589412.0	61.4	19	1	1063.0	-	-
7	135390.0	82.6	19	2	1103.0	1487.0	-
8	279581.0	84.8	19	3	1094.0	1818.0	1170.0
9	426088.0	51.5	19	1	1302.0	-	-
10	567867.0	83.7	19	3	1485.0	1453.0	1953.0
11	117126.0	92.6	19	3	1854.0	1448.0	1408.0
12	262164.0	74.0	19	2	1642.0	1562.0	-
13	405869.0	97.0	19	3	1528.0	1425.0	1772.0
14	553398.0	62.4	19	1	1310.0	-	-
15	99283.0	97.4	19	3	1995.0	1278.0	1790.0
16	245056.0	52.7	19	1	1444.0	-	-
17	389173.0	67.3	19	2	1522.0	1534.0	-
18	532364.0	96.7	19	3	1747.0	1624.0	1459.0
19	82028.0	59.2	19	1	1277.0	-	-
Type 5 Radar Waveform_24							
Burst ID	Burst Offset (us)	Pulse Width (us)	Chirp Width (MHz)	Number of Pulses per Burst	PRI-1 (us)	PRI-2 (us)	PRI-3 (us)
0	377323.0	94.1	11	3	1902.0	1938.0	1993.0
1	619644.0	88.0	11	3	1584.0	1222.0	1092.0
2	862245.0	76.4	11	2	1216.0	1508.0	-
3	106729.0	71.4	11	2	1821.0	1928.0	-
4	349020.0	57.6	11	1	1837.0	-	-
5	589632.0	93.7	11	3	1861.0	1054.0	1410.0
6	831112.0	85.6	11	3	1254.0	1924.0	1150.0
7	77124.0	57.8	11	1	1712.0	-	-
8	318076.0	86.2	11	3	1838.0	1526.0	1990.0
9	561361.0	60.7	11	1	1704.0	-	-
10	802498.0	66.8	11	2	1827.0	1096.0	-
11	47315.0	50.1	11	1	1429.0	-	-

Type 5 Radar Waveform_25							
Burst ID	Burst Offset (us)	Pulse Width (us)	Chirp Width (MHz)	Number of Pulses per Burst	PRI-1 (us)	PRI-2 (us)	PRI-3 (us)
0	267210.0	62.2	11	1	1390.0	-	-
1	490092.0	69.8	11	2	1593.0	1029.0	-
2	712416.0	82.0	11	2	1807.0	1996.0	-
3	16100.0	74.4	11	2	1944.0	1544.0	-
4	238606.0	95.6	11	3	1927.0	1850.0	1724.0
5	461724.0	84.5	11	3	1214.0	1198.0	1940.0
6	684791.0	87.5	11	3	1210.0	1175.0	1635.0
7	908685.0	80.7	11	2	1572.0	1442.0	-
8	211614.0	82.2	11	2	1798.0	1877.0	-
9	435258.0	69.0	11	2	1191.0	1087.0	-
10	659399.0	55.7	11	1	1134.0	-	-
11	881648.0	70.3	11	2	1255.0	1290.0	-
12	184604.0	65.7	11	1	1396.0	-	-
Type 5 Radar Waveform_26							
Burst ID	Burst Offset (us)	Pulse Width (us)	Chirp Width (MHz)	Number of Pulses per Burst	PRI-1 (us)	PRI-2 (us)	PRI-3 (us)
0	377603.0	88.7	12	3	1715.0	1489.0	1220.0
1	586488.0	57.0	12	1	1398.0	-	-
2	794214.0	65.5	12	1	1203.0	-	-
3	145884.0	64.7	12	1	1097.0	-	-
4	353509.0	63.4	12	1	1080.0	-	-
5	558727.0	99.6	12	3	1434.0	1614.0	1700.0
6	767219.0	79.3	12	2	1500.0	1289.0	-
7	120207.0	62.7	12	1	1831.0	-	-
8	326722.0	90.7	12	3	1694.0	1270.0	1283.0
9	534378.0	81.0	12	2	1626.0	1339.0	-
10	739973.0	86.0	12	3	1322.0	1670.0	1782.0
11	94480.0	69.6	12	2	1435.0	1984.0	-
12	301708.0	75.0	12	2	1446.0	1481.0	-
13	508961.0	70.2	12	2	1346.0	1450.0	-



Type 5 Radar Waveform_27							
Burst ID	Burst Offset (us)	Pulse Width (us)	Chirp Width (MHz)	Number of Pulses per Burst	PRI-1 (us)	PRI-2 (us)	PRI-3 (us)
0	556338.0	75.5	18	2	1495.0	1492.0	-
1	53780.0	58.3	18	1	1019.0	-	-
2	215183.0	53.6	18	1	1136.0	-	-
3	374743.0	96.4	18	3	1525.0	1552.0	1332.0
4	535923.0	74.1	18	2	1742.0	1972.0	-
5	33707.0	84.7	18	3	1251.0	1619.0	1832.0
6	194525.0	83.5	18	3	1125.0	1195.0	1458.0
7	356185.0	80.4	18	2	1098.0	1023.0	-
8	518050.0	54.1	18	1	1232.0	-	-
9	13999.0	64.9	18	1	1464.0	-	-
10	174686.0	88.0	18	3	1506.0	1108.0	1301.0
11	336723.0	51.8	18	1	1348.0	-	-
12	496905.0	68.3	18	2	1218.0	1705.0	-
13	658406.0	79.9	18	2	1160.0	1236.0	-
14	155436.0	66.0	18	1	1565.0	-	-
15	316074.0	77.0	18	2	1372.0	1599.0	-
16	477063.0	75.1	18	2	1908.0	1033.0	-
17	637656.0	82.2	18	2	1441.0	1897.0	-
Type 5 Radar Waveform_28							
Burst ID	Burst Offset (us)	Pulse Width (us)	Chirp Width (MHz)	Number of Pulses per Burst	PRI-1 (us)	PRI-2 (us)	PRI-3 (us)
0	143520.0	56.0	16	1	1759.0	-	-
1	314273.0	55.7	16	1	1802.0	-	-
2	483786.0	68.9	16	2	1948.0	1667.0	-
3	652538.0	86.7	16	3	1592.0	1855.0	1853.0
4	122128.0	70.0	16	2	1965.0	1842.0	-
5	292317.0	93.1	16	3	1466.0	1294.0	1256.0
6	463245.0	72.8	16	2	1901.0	1048.0	-
7	634942.0	61.2	16	1	1603.0	-	-
8	101004.0	87.5	16	3	1764.0	1740.0	1345.0
9	270965.0	87.4	16	3	1161.0	1874.0	1975.0
10	442333.0	71.5	16	2	1623.0	1186.0	-
11	611630.0	88.9	16	3	1380.0	1470.0	1360.0
12	80130.0	96.1	16	3	1174.0	1532.0	1540.0
13	251356.0	54.8	16	1	1285.0	-	-
14	421566.0	70.6	16	2	1371.0	1044.0	-
15	592916.0	64.3	16	1	1539.0	-	-
16	59381.0	61.9	16	1	1734.0	-	-

Type 5 Radar Waveform_29							
Burst ID	Burst Offset (us)	Pulse Width (us)	Chirp Width (MHz)	Number of Pulses per Burst	PRI-1 (us)	PRI-2 (us)	PRI-3 (us)
0	194964.0	72.4	20	2	1919.0	1608.0	-
1	339938.0	78.6	20	2	1260.0	1723.0	-
2	484184.0	72.6	20	2	1982.0	1677.0	-
3	32471.0	81.7	20	2	1909.0	1805.0	-
4	176902.0	85.6	20	3	1046.0	1510.0	1788.0
5	322214.0	82.2	20	2	1484.0	1291.0	-
6	467917.0	58.3	20	1	1679.0	-	-
7	14703.0	52.8	20	1	1865.0	-	-
8	159759.0	50.5	20	1	1904.0	-	-
9	304437.0	76.8	20	2	1069.0	1579.0	-
10	450207.0	61.6	20	1	1461.0	-	-
11	594090.0	81.2	20	2	1159.0	1590.0	-
12	141232.0	99.5	20	3	1018.0	1918.0	1749.0
13	285676.0	96.8	20	3	1361.0	1582.0	1613.0
14	432135.0	63.7	20	1	1725.0	-	-
15	577699.0	55.9	20	1	1245.0	-	-
16	124147.0	53.7	20	1	1313.0	-	-
17	269324.0	63.5	20	1	1363.0	-	-
18	413259.0	69.2	20	2	1954.0	1219.0	-
19	559936.0	51.2	20	1	1112.0	-	-



Radar Type 6 - Radar Statistical Performance

Trail #	1=Detection 0=No Detection	Trail #	1=Detection 0=No Detection
0	1	15	1
1	1	16	1
2	1	17	1
3	1	18	1
4	1	19	1
5	1	20	1
6	1	21	1
7	1	22	1
8	1	23	1
9	1	24	1
10	1	25	1
11	1	26	1
12	1	27	1
13	1	28	1
14	1	29	1
Detection Percentage (%)			100%

Type 6 Radar Waveform_0					
Frequency List (MHz)	0	1	2	3	4
0	5638	5290	5442	5688	5575
5	5517	5709	5602	5679	5644
10	5287	5617	5713	5585	5441
15	5283	5547	5690	5629	5297
20	5521	5491	5545	5507	5719
25	5535	5269	5655	5270	5698
30	5652	5596	5620	5258	5720
35	5571	5444	5483	5702	5666
40	5553	5359	5447	5331	5573
45	5677	5316	5561	5251	5332
50	5684	5397	5470	5689	5431
55	5581	5329	5312	5294	5624
60	5411	5255	5408	5714	5546
65	5275	5649	5466	5532	5636
70	5641	5647	5339	5381	5495
75	5619	5551	5421	5703	5616
80	5531	5319	5627	5693	5449
85	5497	5391	5539	5715	5462
90	5518	5280	5572	5654	5380
95	5451	5289	5342	5277	5274

Type 6 Radar Waveform_1					
Frequency List (MHz)	0	1	2	3	4
0	5418	5529	5378	5374	5417
5	5559	5634	5677	5270	5473
10	5693	5406	5279	5305	5462
15	5274	5674	5318	5489	5657
20	5583	5567	5480	5607	5387
25	5375	5284	5619	5409	5587
30	5666	5295	5273	5343	5397
35	5336	5367	5597	5638	5491
40	5684	5356	5689	5656	5260
45	5272	5351	5505	5508	5293
50	5536	5535	5422	5509	5643
55	5314	5562	5709	5282	5369
60	5699	5588	5298	5424	5342
65	5713	5633	5705	5471	5578
70	5520	5541	5371	5308	5332
75	5408	5285	5512	5586	5539
80	5557	5425	5710	5720	5526
85	5427	5616	5392	5286	5400
90	5428	5513	5675	5676	5653
95	5495	5304	5724	5315	5698

Type 6 Radar Waveform_2					
Frequency List (MHz)	0	1	2	3	4
0	5673	5293	5314	5535	5637
5	5698	5656	5277	5433	5680
10	5624	5292	5320	5403	5483
15	5362	5326	5421	5719	5681
20	5537	5251	5524	5453	5398
25	5336	5578	5388	5556	5451
30	5573	5623	5510	5522	5638
35	5439	5427	5275	5408	5477
40	5357	5429	5449	5353	5683
45	5669	5264	5696	5325	5713
50	5381	5684	5311	5672	5494
55	5480	5332	5489	5612	5328
60	5614	5602	5479	5301	5394
65	5632	5703	5570	5648	5508
70	5694	5620	5310	5716	5442
75	5457	5350	5392	5661	5417
80	5560	5664	5306	5496	5485
85	5330	5588	5577	5675	5313
90	5419	5395	5523	5455	5412
95	5411	5303	5399	5273	5707

Type 6 Radar Waveform_3					
Frequency List (MHz)	0	1	2	3	4
0	5453	5532	5250	5599	5479
5	5265	5581	5352	5596	5412
10	5458	5556	5361	5598	5504
15	5450	5524	5289	5495	5448
20	5417	5465	5648	5426	5286
25	5663	5306	5492	5590	5493
30	5462	5580	5296	5578	5615
35	5531	5525	5322	5316	5537
40	5367	5592	5350	5612	5649
45	5347	5279	5378	5503	5257
50	5385	5362	5317	5327	5520
55	5443	5622	5585	5256	5644
60	5343	5701	5393	5597	5660
65	5340	5586	5423	5702	5445
70	5326	5496	5560	5559	5337
75	5552	5613	5260	5391	5501
80	5345	5338	5522	5553	5374
85	5404	5301	5407	5540	5510
90	5309	5705	5406	5368	5444
95	5294	5313	5275	5519	5654



Type 6 Radar Waveform_4					
Frequeunc List (MHz)	0	1	2	3	4
0	5611	5296	5661	5285	5699
5	5307	5603	5427	5284	5619
10	5389	5345	5402	5318	5525
15	5538	5580	5627	5712	5687
20	5456	5583	5503	5262	5399
25	5552	5612	5509	5693	5624
30	5535	5351	5537	5368	5448
35	5656	5717	5706	5327	5678
40	5711	5630	5620	5305	5357
45	5444	5629	5430	5337	5431
50	5390	5608	5561	5413	5375
55	5615	5271	5708	5397	5517
60	5441	5556	5385	5334	5288
65	5595	5594	5546	5599	5550
70	5381	5701	5551	5688	5545
75	5302	5455	5426	5606	5540
80	5492	5565	5323	5388	5696
85	5655	5411	5617	5421	5582
90	5416	5539	5410	5516	5557
95	5477	5682	5587	5417	5366
Type 6 Radar Waveform_5					
Frequeunc List (MHz)	0	1	2	3	4
0	5391	5535	5597	5446	5444
5	5349	5625	5502	5447	5448
10	5698	5609	5540	5513	5546
15	5529	5610	5633	5282	5404
20	5464	5652	5254	5372	5440
25	5712	5322	5658	5674	5337
30	5494	5583	5697	5476	5381
35	5598	5356	5722	5469	5703
40	5621	5441	5373	5395	5484
45	5655	5387	5262	5438	5593
50	5324	5351	5707	5638	5430
55	5514	5596	5708	5462	5682
60	5320	5495	5635	5382	5651
65	5504	5720	5548	5479	5278
70	5414	5677	5449	5274	5521
75	5269	5675	5482	5369	5483
80	5385	5723	5594	5471	5334
85	5386	5536	5614	5704	5416
90	5318	5443	5574	5620	5461
95	5580	5566	5612	5615	5393

Type 6 Radar Waveform_6					
Frequency List (MHz)	0	1	2	3	4
0	5646	5299	5533	5607	5286
5	5488	5550	5577	5513	5655
10	5629	5398	5581	5708	5567
15	5617	5262	5261	5327	5596
20	5375	5343	5385	5345	5706
25	5316	5426	5692	5716	5701
30	5451	5323	5374	5674	5423
35	5413	5394	5606	5636	5405
40	5408	5559	5362	5438	5680
45	5589	5356	5537	5542	5263
50	5515	5650	5639	5512	5305
55	5422	5457	5401	5643	5275
60	5294	5508	5584	5618	5444
65	5574	5592	5543	5685	5317
70	5282	5551	5328	5254	5373
75	5549	5569	5320	5502	5521
80	5310	5546	5285	5626	5436
85	5434	5526	5490	5620	5519
90	5255	5325	5637	5688	5675
95	5478	5448	5338	5556	5605

Type 6 Radar Waveform_7					
Frequency List (MHz)	0	1	2	3	4
0	5426	5538	5469	5293	5506
5	5530	5572	5652	5676	5387
10	5560	5662	5622	5331	5588
15	5705	5389	5364	5372	5313
20	5383	5412	5423	5335	5318
25	5594	5265	5546	5251	5283
30	5590	5408	5623	5494	5562
35	5504	5287	5284	5550	5719
40	5491	5497	5505	5435	5609
45	5472	5679	5414	5493	5332
50	5614	5566	5264	5462	5384
55	5700	5259	5612	5276	5675
60	5451	5695	5601	5431	5344
65	5393	5610	5424	5338	5488
70	5486	5268	5651	5555	5518
75	5689	5463	5483	5298	5323
80	5519	5697	5282	5428	5626
85	5278	5621	5694	5541	5632
90	5559	5525	5289	5585	5271
95	5255	5526	5376	5427	5721

Type 6 Radar Waveform_8					
Frequency List (MHz)	0	1	2	3	4
0	5584	5302	5405	5454	5348
5	5572	5497	5252	5364	5691
10	5394	5548	5663	5526	5609
15	5318	5516	5467	5320	5505
20	5391	5578	5424	5291	5482
25	5592	5274	5256	5285	5422
30	5576	5365	5656	5300	5692
35	5701	5558	5437	5561	5574
40	5435	5270	5432	5538	5452
45	5287	5472	5546	5694	5393
50	5315	5617	5353	5328	5413
55	5688	5705	5473	5721	5329
60	5616	5640	5433	5257	5573
65	5642	5342	5646	5634	5254
70	5654	5404	5390	5334	5606
75	5464	5550	5386	5672	5279
80	5623	5529	5457	5338	5562
85	5495	5641	5355	5724	5531
90	5380	5722	5310	5510	5371
95	5406	5349	5356	5649	5554

Type 6 Radar Waveform_9					
Frequency List (MHz)	0	1	2	3	4
0	5364	5541	5341	5615	5568
5	5614	5519	5327	5527	5423
10	5325	5337	5704	5721	5630
15	5309	5643	5570	5365	5697
20	5302	5647	5305	5416	5264
25	5273	5477	5360	5319	5464
30	5465	5322	5396	5549	5512
35	5268	5308	5354	5687	5475
40	5397	5657	5373	5510	5526
45	5370	5432	5433	5599	5484
50	5269	5491	5668	5442	5583
55	5650	5601	5642	5420	5292
60	5692	5458	5306	5585	5362
65	5558	5368	5291	5466	5500
70	5569	5252	5715	5279	5253
75	5560	5250	5359	5357	5652
80	5542	5705	5543	5556	5453
85	5276	5440	5534	5517	5546
90	5414	5537	5260	5392	5591
95	5288	5452	5554	5408	5660

Type 6 Radar Waveform_10					
Frequency List (MHz)	0	1	2	3	4
0	5619	5305	5277	5679	5410
5	5278	5444	5402	5593	5630
10	5256	5601	5270	5441	5651
15	5397	5673	5576	5511	5310
20	5338	5343	5505	5712	5636
25	5393	5680	5464	5353	5506
30	5451	5279	5611	5701	5710
35	5407	5399	5722	5365	5389
40	5333	5362	5311	5275	5523
45	5299	5412	5453	5491	5652
50	5371	5620	5667	5719	5628
55	5309	5594	5314	5596	5610
60	5586	5663	5587	5471	5627
65	5669	5481	5465	5666	5715
70	5621	5676	5295	5372	5324
75	5323	5282	5577	5536	5684
80	5328	5477	5320	5482	5556
85	5337	5617	5420	5273	5635
90	5432	5376	5480	5625	5395
95	5500	5662	5373	5579	5640
Type 6 Radar Waveform_11					
Frequency List (MHz)	0	1	2	3	4
0	5399	5544	5688	5365	5630
5	5320	5466	5477	5281	5459
10	5565	5390	5311	5636	5672
15	5485	5325	5679	5455	5703
20	5318	5407	5284	5497	5685
25	5427	5720	5408	5568	5387
30	5645	5340	5711	5351	5475
35	5530	5546	5490	5518	5400
40	5647	5445	5724	5418	5520
45	5606	5392	5536	5549	5705
50	5496	5368	5295	5717	5607
55	5441	5405	5550	5634	5716
60	5572	5501	5307	5411	5286
65	5657	5508	5662	5553	5493
70	5309	5382	5329	5512	5643
75	5675	5597	5366	5504	5259
80	5666	5593	5306	5483	5648
85	5355	5335	5315	5540	5342
90	5360	5551	5435	5668	5269
95	5646	5706	5394	5610	5395

Type 6 Radar Waveform_12					
Frequency List (MHz)	0	1	2	3	4
0	5557	5405	5624	5526	5472
5	5362	5391	5552	5444	5666
10	5496	5654	5352	5259	5693
15	5573	5452	5307	5403	5420
20	5704	5700	5586	5658	5315
25	5669	5514	5294	5421	5687
30	5668	5469	5627	5350	5685
35	5581	5314	5293	5486	5528
40	5662	5517	5535	5372	5619
45	5510	5283	5523	5275	5544
50	5346	5331	5430	5385	5593
55	5407	5515	5602	5508	5273
60	5326	5333	5608	5454	5710
65	5596	5718	5457	5356	5565
70	5295	5653	5488	5505	5644
75	5717	5509	5485	5511	5679
80	5374	5470	5643	5645	5550
85	5713	5632	5503	5437	5703
90	5683	5434	5652	5276	5622
95	5412	5530	5640	5438	5603

Type 6 Radar Waveform_13					
Frequency List (MHz)	0	1	2	3	4
0	5337	5644	5560	5687	5692
5	5501	5413	5627	5607	5398
10	5427	5540	5490	5454	5714
15	5564	5579	5410	5448	5612
20	5712	5264	5641	5578	5631
25	5581	5521	5717	5455	5254
30	5690	5625	5684	5401	5548
35	5252	5672	5585	5446	5703
40	5325	5611	5503	5423	5514
45	5367	5255	5702	5568	5313
50	5626	5720	5397	5420	5253
55	5707	5306	5361	5705	5421
60	5479	5402	5491	5462	5262
65	5531	5400	5416	5659	5632
70	5550	5349	5634	5637	5378
75	5485	5502	5464	5516	5362
80	5555	5466	5288	5314	5630
85	5706	5642	5270	5713	5571
90	5563	5629	5556	5359	5686
95	5599	5658	5677	5633	5256

Type 6 Radar Waveform_14					
Frequency List (MHz)	0	1	2	3	4
0	5592	5408	5496	5373	5534
5	5543	5338	5702	5673	5261
10	5329	5531	5649	5260	5652
15	5706	5513	5493	5720	5333
20	5679	5667	5604	5469	5470
25	5445	5502	5489	5393	5579
30	5582	5424	5553	5368	5391
35	5385	5478	5599	5714	5639
40	5316	5441	5566	5608	5296
45	5710	5310	5626	5292	5675
50	5421	5448	5509	5454	5651
55	5494	5315	5420	5715	5450
60	5656	5504	5569	5357	5346
65	5617	5571	5285	5619	5437
70	5331	5364	5488	5351	5343
75	5423	5485	5698	5447	5443
80	5411	5701	5294	5562	5616
85	5413	5526	5724	5536	5510
90	5607	5409	5289	5664	5614
95	5418	5268	5446	5640	5464

Type 6 Radar Waveform_15					
Frequency List (MHz)	0	1	2	3	4
0	5372	5647	5432	5534	5279
5	5585	5360	5302	5361	5434
10	5667	5593	5572	5369	5281
15	5265	5261	5519	5441	5521
20	5631	5499	5620	5659	5577
25	5357	5322	5648	5606	5523
30	5435	5468	5539	5639	5327
35	5566	5530	5476	5274	5374
40	5628	5575	5399	5379	5331
45	5605	5700	5690	5393	5587
50	5345	5465	5378	5597	5695
55	5277	5498	5682	5269	5513
60	5437	5421	5660	5346	5449
65	5401	5280	5389	5440	5557
70	5607	5592	5414	5715	5403
75	5350	5491	5675	5319	5382
80	5505	5366	5428	5390	5636
85	5282	5255	5586	5404	5561
90	5380	5704	5454	5292	5300
95	5377	5560	5689	5595	5511



Type 6 Radar Waveform_16					
Frequency List (MHz)	0	1	2	3	4
0	5627	5411	5368	5695	5596
5	5285	5377	5524	5641	5501
10	5382	5613	5564	5302	5353
15	5388	5622	5486	5713	5639
20	5568	5561	5273	5550	5623
25	5649	5376	5332	5557	5477
30	5454	5496	5282	5479	5386
35	5572	5567	5545	5527	5542
40	5414	5482	5317	5571	5602
45	5532	5670	5476	5645	5398
50	5352	5632	5298	5309	5575
55	5442	5395	5698	5703	5256
60	5295	5314	5511	5394	5708
65	5581	5335	5506	5643	5327
70	5306	5421	5336	5591	5427
75	5341	5326	5625	5412	5409
80	5472	5547	5448	5554	5517
85	5633	5519	5669	5549	5369
90	5515	5628	5619	5682	5560
95	5577	5275	5673	5325	5709
Type 6 Radar Waveform_17					
Frequency List (MHz)	0	1	2	3	4
0	5310	5650	5304	5381	5341
5	5291	5307	5452	5687	5470
10	5432	5646	5654	5662	5323
15	5344	5515	5250	5531	5430
20	5647	5259	5599	5265	5523
25	5511	5598	5482	5436	5591
30	5519	5343	5453	5497	5253
35	5584	5711	5658	5438	5680
40	5553	5255	5336	5461	5559
45	5703	5451	5617	5508	5474
50	5601	5398	5289	5583	5652
55	5418	5550	5266	5443	5676
60	5339	5540	5407	5281	5464
65	5455	5582	5634	5576	5699
70	5644	5419	5594	5276	5271
75	5300	5673	5270	5555	5390
80	5724	5657	5704	5718	5580
85	5533	5672	5422	5512	5712
90	5566	5401	5722	5309	5619
95	5442	5498	5330	5500	5682



Type 6 Radar Waveform_18					
Frequeunc List (MHz)	0	1	2	3	4
0	5565	5414	5715	5445	5658
5	5333	5707	5430	5278	5677
10	5363	5532	5695	5382	5344
15	5432	5642	5353	5576	5719
20	5655	5328	5540	5354	5496
25	5302	5450	5685	5625	5313
30	5712	5405	5404	5375	5274
35	5709	5358	5467	5567	5270
40	5668	5479	5596	5293	5630
45	5664	5504	5384	5650	5652
50	5487	5599	5708	5674	5606
55	5608	5369	5475	5366	5381
60	5469	5330	5324	5665	5618
65	5468	5502	5338	5694	5600
70	5722	5259	5390	5601	5501
75	5670	5485	5310	5643	5530
80	5392	5422	5572	5520	5649
85	5474	5653	5607	5611	5385
90	5263	5398	5661	5429	5252
95	5455	5299	5597	5326	5361

Type 6 Radar Waveform_19					
Frequeunc List (MHz)	0	1	2	3	4
0	5345	5653	5651	5606	5403
5	5375	5254	5505	5441	5409
10	5672	5321	5261	5577	5365
15	5520	5294	5456	5524	5436
20	5566	5494	5481	5346	5469
25	5665	5399	5413	5644	5659
30	5700	5693	5270	5452	5654
35	5699	5514	5462	5608	5381
40	5503	5353	5719	5593	5697
45	5610	5250	5722	5460	5260
50	5351	5703	5673	5422	5555
55	5387	5560	5323	5683	5604
60	5531	5326	5301	5631	5391
65	5557	5676	5263	5305	5410
70	5449	5698	5611	5269	5278
75	5266	5474	5328	5527	5684
80	5325	5292	5535	5540	5545
85	5265	5639	5590	5584	5716
90	5440	5296	5640	5532	5450
95	5453	5511	5592	5534	5500



Type 6 Radar Waveform_20					
Frequeunc List (MHz)	0	1	2	3	4
0	5600	5417	5587	5292	5720
5	5654	5580	5604	5616	5603
10	5585	5302	5297	5386	5608
15	5324	5462	5569	5628	5574
20	5563	5519	5435	5539	5456
25	5251	5370	5596	5267	5582
30	5702	5570	5331	5422	5556
35	5553	5398	5286	5392	5342
40	5436	5447	5484	5687	5626
45	5493	5333	5305	5513	5656
50	5514	5527	5279	5287	5499
55	5575	5385	5557	5258	5696
60	5271	5457	5691	5689	5593
65	5411	5533	5583	5579	5377
70	5322	5676	5577	5652	5483
75	5315	5430	5433	5318	5522
80	5638	5391	5524	5404	5703
85	5609	5595	5257	5510	5525
90	5573	5463	5329	5419	5624
95	5466	5253	5495	5706	5291

Type 6 Radar Waveform_21					
Frequeunc List (MHz)	0	1	2	3	4
0	5283	5656	5523	5453	5465
5	5556	5676	5655	5292	5445
10	5534	5374	5440	5492	5407
15	5599	5451	5565	5614	5345
20	5582	5254	5460	5427	5512
25	5344	5578	5474	5630	5406
30	5568	5659	5310	5580	5717
35	5695	5644	5669	5439	5306
40	5616	5385	5724	5684	5458
45	5473	5416	5266	5566	5446
50	5390	5703	5330	5376	5543
55	5346	5288	5468	5679	5528
60	5387	5386	5313	5380	5637
65	5415	5251	5629	5718	5425
70	5289	5651	5325	5525	5553
75	5611	5452	5653	5411	5685
80	5428	5303	5327	5454	5521
85	5548	5558	5449	5378	5479
90	5661	5494	5561	5362	5284
95	5550	5312	5664	5501	5263

Type 6 Radar Waveform_22					
Frequency List (MHz)	0	1	2	3	4
0	5538	5420	5459	5614	5307
5	5598	5601	5255	5455	5652
10	5368	5638	5481	5590	5428
15	5687	5578	5668	5659	5537
20	5493	5323	5401	5516	5485
25	5707	5527	5450	5664	5448
30	5457	5616	5525	5257	5440
35	5359	5260	5465	5689	5695
40	5495	5699	5392	5681	5387
45	5453	5499	5324	5619	5333
50	5266	5404	5381	5269	5290
55	5476	5422	5418	5551	5258
60	5272	5680	5713	5675	5568
65	5567	5723	5446	5425	5374
70	5529	5570	5298	5504	5462
75	5559	5394	5517	5421	5319
80	5606	5390	5618	5544	5343
85	5530	5594	5431	5595	5608
90	5471	5301	5605	5296	5562
95	5383	5366	5666	5641	5672
Type 6 Radar Waveform_23					
Frequency List (MHz)	0	1	2	3	4
0	5318	5659	5395	5300	5527
5	5640	5623	5330	5521	5384
10	5299	5524	5522	5310	5449
15	5705	5296	5607	5254	5501
20	5489	5439	5508	5458	5498
25	5379	5653	5682	5698	5490
30	5346	5573	5265	5506	5260
35	5401	5351	5261	5367	5706
40	5334	5307	5632	5678	5694
45	5433	5582	5382	5672	5598
50	5520	5580	5432	5651	5567
55	5612	5664	5376	5511	5695
60	5470	5548	5716	5676	5604
65	5626	5624	5285	5587	5370
70	5417	5428	5505	5529	5293
75	5321	5647	5373	5714	5551
80	5340	5558	5677	5418	5611
85	5509	5707	5581	5686	5484
90	5679	5349	5437	5532	5483
95	5660	5280	5460	5362	5469

Type 6 Radar Waveform_24					
Frequence List (MHz)	0	1	2	3	4
0	5573	5423	5331	5461	5369
5	5682	5548	5405	5684	5688
10	5705	5313	5563	5505	5470
15	5388	5260	5399	5652	5446
20	5509	5655	5380	5597	5431
25	5386	5328	5381	5311	5257
30	5629	5332	5530	5383	5658
35	5458	5540	5539	5520	5620
40	5270	5487	5674	5397	5675
45	5623	5413	5665	5343	5250
50	5485	5396	5281	5483	5265
55	5390	5556	5280	5708	5701
60	5514	5344	5677	5406	5508
65	5430	5572	5262	5543	5495
70	5382	5648	5489	5418	5547
75	5481	5488	5640	5441	5315
80	5354	5491	5661	5596	5722
85	5415	5646	5641	5453	5651
90	5535	5615	5499	5566	5275
95	5592	5432	5715	5361	5358

Type 6 Radar Waveform_25					
Frequence List (MHz)	0	1	2	3	4
0	5353	5662	5267	5525	5589
5	5346	5570	5480	5372	5420
10	5539	5577	5604	5700	5491
15	5379	5387	5405	5697	5638
20	5724	5321	5404	5652	5655
25	5584	5512	5291	5671	5696
30	5487	5598	5432	5278	5679
35	5630	5425	5295	5534	5612
40	5540	5294	5552	5393	5273
45	5401	5681	5275	5272	5360
50	5354	5688	5403	5468	5416
55	5333	5315	5331	5571	5665
60	5340	5256	5615	5463	5522
65	5579	5327	5451	5658	5501
70	5531	5299	5447	5609	5561
75	5361	5335	5646	5296	5377
80	5411	5328	5412	5526	5488
85	5548	5519	5489	5388	5546
90	5600	5632	5701	5449	5345
95	5698	5675	5407	5358	5562

Type 6 Radar Waveform_26					
Frequenc List (MHz)	0	1	2	3	4
0	5511	5426	5678	5686	5431
5	5388	5495	5555	5535	5627
10	5470	5366	5645	5420	5512
15	5467	5514	5508	5452	5428
20	5415	5359	5377	5540	5507
25	5312	5616	5325	5713	5585
30	5444	5338	5584	5573	5343
35	5721	5696	5448	5545	5423
40	5653	5550	5305	5291	5384
45	5276	5356	5459	5259	5623
50	5536	5443	5414	5347	5656
55	5606	5530	5286	5460	5261
60	5610	5647	5654	5561	5664
65	5471	5615	5537	5544	5632
70	5255	5487	5534	5336	5406
75	5578	5681	5504	5316	5309
80	5633	5478	5391	5409	5315
85	5330	5265	5484	5636	5517
90	5369	5552	5417	5466	5350
95	5329	5629	5580	5303	5702

Type 6 Radar Waveform_27					
Frequenc List (MHz)	0	1	2	3	4
0	5291	5287	5614	5372	5651
5	5430	5517	5630	5601	5456
10	5304	5686	5518	5533	5555
15	5641	5611	5690	5644	5436
20	5484	5300	5670	5350	5331
25	5418	5720	5359	5377	5571
30	5401	5553	5358	5296	5385
35	5337	5589	5459	5262	5261
40	5488	5545	5288	5313	5256
45	5439	5420	5312	5427	5402
50	5712	5636	5532	5669	5369
55	5570	5321	5349	5257	5426
60	5576	5480	5507	5487	5554
65	5339	5435	5424	5473	5634
70	5472	5365	5450	5326	5550
75	5297	5675	5419	5414	5642
80	5551	5309	5441	5315	5269
85	5627	5360	5352	5494	5715
90	5534	5558	5299	5347	5483
95	5405	5410	5624	5559	5406

Type 6 Radar Waveform_28

Frequency List (MHz)	0	1	2	3	4
0	5546	5526	5550	5533	5493
5	5472	5442	5705	5289	5663
10	5710	5516	5252	5713	5554
15	5643	5293	5714	5260	5361
20	5347	5650	5716	5284	5323
25	5694	5308	5621	5349	5393
30	5419	5460	5358	5671	5510
35	5591	5524	5428	5385	5376
40	5373	5673	5441	5329	5310
45	5285	5620	5711	5522	5478
50	5365	5692	5278	5413	5687
55	5718	5535	5613	5557	5511
60	5606	5500	5408	5306	5453
65	5688	5369	5590	5579	5706
70	5496	5556	5637	5321	5288
75	5324	5693	5375	5452	5529
80	5670	5331	5614	5258	5586
85	5552	5317	5545	5560	5699
90	5661	5508	5656	5359	5597
95	5394	5538	5509	5623	5639

Type 6 Radar Waveform_29

Frequency List (MHz)	0	1	2	3	4
0	5326	5290	5486	5694	5713
5	5611	5464	5305	5452	5395
10	5641	5390	5433	5575	5634
15	5323	5342	5553	5355	5719
20	5657	5276	5296	5582	5257
25	5349	5550	5427	5461	5446
30	5315	5411	5284	5314	5663
35	5519	5656	5529	5384	5512
40	5524	5267	5453	5282	5549
45	5691	5605	5536	5418	5579
50	5629	5589	5263	5332	5358
55	5460	5270	5478	5701	5365
60	5577	5275	5281	5542	5715
65	5704	5496	5511	5318	5626
70	5501	5516	5665	5262	5548
75	5264	5283	5291	5469	5356
80	5451	5495	5677	5303	5596
85	5525	5650	5269	5660	5499
90	5333	5258	5389	5667	5441
95	5468	5614	5515	5378	5420



Product	AX6000 Whole Home Mesh Wi-Fi 6 System	Temperature	23°C
Test Engineer	Peter	Relative Humidity	56%
Test Site	SR5	Test Date	2022/9/27
Test Item	Radar Statistical Performance Check (802.11ax-HE160 mode – 5250MHz) _Mesh		

Radar Type 1-4 - Radar Statistical Performance

Trial	Frequency (MHz)	1=Detection, 0=No Detection			
		Radar Type 1	Radar Type 2	Radar Type 3	Radar Type 4
0	5250	1	0	1	1
1	5252	1	1	1	0
2	5254	1	1	0	1
3	5256	1	1	0	1
4	5258	1	1	1	0
5	5260	1	1	0	0
6	5262	1	1	0	1
7	5264	1	1	1	0
8	5266	1	1	0	1
9	5268	1	1	1	1
10	5270	1	1	1	1
11	5274	1	1	1	1
12	5278	1	1	1	1
13	5282	1	1	1	1
14	5286	1	1	0	1
15	5290	1	1	1	1
16	5294	1	1	1	1
17	5298	1	1	1	1
18	5302	1	1	1	1
19	5306	1	0	0	1
20	5310	1	1	1	1
21	5312	1	0	1	0
22	5314	1	1	0	1
23	5316	1	1	1	1
24	5318	1	0	1	1
25	5320	1	0	1	0
26	5322	1	1	1	1

Trial	Frequency	1=Detection, 0=No Detection			
	(MHz)	Radar Type 1	Radar Type 2	Radar Type 3	Radar Type 4
27	5324	1	1	0	1
28	5326	1	1	1	0
29	5328	1	1	1	1
Probability:		100%	83.33%	70%	76.66%
Type1-4		82.4975% (>80%)			

Radar Type 1 - Radar Waveform

	Trial Id	Radar Type	Pulse Width (us)	PRI (us)	Number of Pulses	Waveform Length (us)
Download	0	Type 1	1.0	858.0	62	53196.0
Download	1	Type 1	1.0	518.0	102	52836.0
Download	2	Type 1	1.0	698.0	76	53048.0
Download	3	Type 1	1.0	818.0	65	53170.0
Download	4	Type 1	1.0	778.0	68	52904.0
Download	5	Type 1	1.0	938.0	57	53466.0
Download	6	Type 1	1.0	578.0	92	53176.0
Download	7	Type 1	1.0	738.0	72	53136.0
Download	8	Type 1	1.0	658.0	81	53298.0
Download	9	Type 1	1.0	718.0	74	53132.0
Download	10	Type 1	1.0	838.0	63	52794.0
Download	11	Type 1	1.0	558.0	95	53010.0
Download	12	Type 1	1.0	3066.0	18	55188.0
Download	13	Type 1	1.0	638.0	83	52954.0
Download	14	Type 1	1.0	678.0	78	52884.0
Download	15	Type 1	1.0	1242.0	43	53406.0
Download	16	Type 1	1.0	2094.0	26	54444.0
Download	17	Type 1	1.0	2088.0	26	54288.0
Download	18	Type 1	1.0	1175.0	45	52875.0
Download	19	Type 1	1.0	895.0	59	52805.0
Download	20	Type 1	1.0	1662.0	32	53184.0
Download	21	Type 1	1.0	1111.0	48	53328.0
Download	22	Type 1	1.0	2348.0	23	54004.0
Download	23	Type 1	1.0	729.0	73	53217.0
Download	24	Type 1	1.0	2350.0	23	54050.0
Download	25	Type 1	1.0	3007.0	18	54126.0
Download	26	Type 1	1.0	1872.0	29	54288.0
Download	27	Type 1	1.0	587.0	90	52830.0
Download	28	Type 1	1.0	1638.0	33	54054.0
Download	29	Type 1	1.0	1010.0	53	53530.0

Radar Type 2 - Radar Waveform

	Trial Id	Radar Type	Pulse Width (us)	PRI (us)	Number of Pulses	Waveform Length (us)
Download	0	Type 2	2.2	193.0	25	4825.0
Download	1	Type 2	4.1	163.0	28	4564.0
Download	2	Type 2	3.4	171.0	27	4617.0
Download	3	Type 2	3.9	196.0	27	5292.0
Download	4	Type 2	2.8	151.0	26	3926.0
Download	5	Type 2	2.5	215.0	25	5375.0
Download	6	Type 2	3.4	213.0	27	5751.0
Download	7	Type 2	3.9	158.0	27	4266.0
Download	8	Type 2	4.1	224.0	28	6272.0
Download	9	Type 2	2.1	156.0	24	3744.0
Download	10	Type 2	1.6	191.0	24	4584.0
Download	11	Type 2	2.5	211.0	25	5275.0
Download	12	Type 2	3.5	218.0	27	5886.0
Download	13	Type 2	3.9	170.0	27	4590.0
Download	14	Type 2	5.0	166.0	29	4814.0
Download	15	Type 2	4.9	175.0	29	5075.0
Download	16	Type 2	1.4	217.0	23	4991.0
Download	17	Type 2	1.8	225.0	24	5400.0
Download	18	Type 2	1.0	199.0	23	4577.0
Download	19	Type 2	2.0	207.0	24	4968.0
Download	20	Type 2	1.3	160.0	23	3680.0
Download	21	Type 2	1.4	210.0	23	4830.0
Download	22	Type 2	1.1	226.0	23	5198.0
Download	23	Type 2	4.8	176.0	29	5104.0
Download	24	Type 2	2.5	229.0	25	5725.0
Download	25	Type 2	2.7	216.0	26	5616.0
Download	26	Type 2	3.0	180.0	26	4680.0
Download	27	Type 2	4.3	182.0	28	5096.0
Download	28	Type 2	4.0	194.0	28	5432.0
Download	29	Type 2	4.8	197.0	29	5713.0

Radar Type 3 - Radar Waveform

	Trial Id	Radar Type	Pulse Width (us)	PRI (us)	Number of Pulses	Waveform Length (us)
Download	0	Type 3	7.2	336.0	16	5376.0
Download	1	Type 3	9.1	477.0	18	8586.0
Download	2	Type 3	8.4	326.0	17	5542.0
Download	3	Type 3	8.9	469.0	18	8442.0
Download	4	Type 3	7.8	405.0	17	6885.0
Download	5	Type 3	7.5	419.0	17	7123.0
Download	6	Type 3	8.4	242.0	17	4114.0
Download	7	Type 3	8.9	388.0	18	6984.0
Download	8	Type 3	9.1	287.0	18	5166.0
Download	9	Type 3	7.1	342.0	16	5472.0
Download	10	Type 3	6.6	389.0	16	6224.0
Download	11	Type 3	7.5	356.0	17	6052.0
Download	12	Type 3	8.5	211.0	17	3587.0
Download	13	Type 3	8.9	474.0	18	8532.0
Download	14	Type 3	10.0	305.0	18	5490.0
Download	15	Type 3	9.9	357.0	18	6426.0
Download	16	Type 3	6.4	379.0	16	6064.0
Download	17	Type 3	6.8	396.0	16	6336.0
Download	18	Type 3	6.0	457.0	16	7312.0
Download	19	Type 3	7.0	209.0	16	3344.0
Download	20	Type 3	6.3	288.0	16	4608.0
Download	21	Type 3	6.4	441.0	16	7056.0
Download	22	Type 3	6.1	381.0	16	6096.0
Download	23	Type 3	9.8	394.0	18	7092.0
Download	24	Type 3	7.5	263.0	17	4471.0
Download	25	Type 3	7.7	454.0	17	7718.0
Download	26	Type 3	8.0	289.0	17	4913.0
Download	27	Type 3	9.3	439.0	18	7902.0
Download	28	Type 3	9.0	373.0	18	6714.0
Download	29	Type 3	9.8	416.0	18	7488.0

Radar Type 4 - Radar Waveform

	Trial Id	Radar Type	Pulse Width (us)	PRI (us)	Number of Pulses	Wavefor Length (us)
Download	0	Type 4	13.8	336.0	13	4368.0
Download	1	Type 4	17.9	477.0	15	7155.0
Download	2	Type 4	16.5	326.0	15	4890.0
Download	3	Type 4	17.4	469.0	15	7035.0
Download	4	Type 4	15.0	405.0	14	5670.0
Download	5	Type 4	14.4	419.0	13	5447.0
Download	6	Type 4	16.4	242.0	14	3388.0
Download	7	Type 4	17.4	388.0	15	5820.0
Download	8	Type 4	18.0	287.0	15	4305.0
Download	9	Type 4	13.4	342.0	13	4446.0
Download	10	Type 4	12.5	389.0	12	4668.0
Download	11	Type 4	14.4	356.0	13	4628.0
Download	12	Type 4	16.6	211.0	15	3165.0
Download	13	Type 4	17.4	474.0	15	7110.0
Download	14	Type 4	19.8	305.0	16	4880.0
Download	15	Type 4	19.6	357.0	16	5712.0
Download	16	Type 4	12.0	379.0	12	4548.0
Download	17	Type 4	12.7	396.0	12	4752.0
Download	18	Type 4	11.0	457.0	12	5484.0
Download	19	Type 4	13.4	209.0	13	2717.0
Download	20	Type 4	11.6	288.0	12	3456.0
Download	21	Type 4	11.9	441.0	12	5292.0
Download	22	Type 4	11.2	381.0	12	4572.0
Download	23	Type 4	19.4	394.0	16	6304.0
Download	24	Type 4	14.4	263.0	13	3419.0
Download	25	Type 4	14.9	454.0	14	6356.0
Download	26	Type 4	15.5	289.0	14	4046.0
Download	27	Type 4	18.5	439.0	16	7024.0
Download	28	Type 4	17.7	373.0	15	5595.0
Download	29	Type 4	19.5	416.0	16	6656.0



Radar Type 5 - Radar Statistical Performance

Trail #	Test Freq. (MHz)	1=Detection 0=No Detection	Trail #	Test Freq. (MHz)	1=Detection 0=No Detection
0	5250	1	15	5290	1
1	5252	1	16	5294	1
2	5254	1	17	5298	1
3	5256	0	18	5302	1
4	5258	1	19	5306	1
5	5260	0	20	5310	1
6	5262	1	21	5312	1
7	5264	1	22	5314	1
8	5266	1	23	5316	1
9	5268	1	24	5318	1
10	5270	1	25	5320	1
11	5274	1	26	5322	1
12	5278	1	27	5324	1
13	5282	1	28	5326	1
14	5286	1	29	5328	1
Detection Percentage (%)					93.33%

Type 5 Radar Waveform_0							
Burst ID	Burst Offset (us)	Pulse Width (us)	Chirp Width (MHz)	Number of Pulses per Burst	PRI-1 (us)	PRI-2 (us)	PRI-3 (us)
0	556240.0	65.7	10	1	1052.0	-	-
1	795926.0	88.2	10	3	1607.0	1354.0	1331.0
2	41781.0	80.3	10	2	1031.0	1527.0	-
3	282957.0	85.5	10	3	1858.0	1602.0	1683.0
4	525412.0	72.2	10	2	1036.0	1885.0	-
5	766907.0	69.1	10	2	1644.0	1703.0	-
6	11977.0	79.8	10	2	1800.0	1299.0	-
7	253293.0	85.6	10	3	1505.0	1847.0	1568.0
8	494243.0	88.6	10	3	1941.0	1825.0	1934.0
9	738303.0	63.7	10	1	1765.0	-	-
10	980225.0	58.4	10	1	1949.0	-	-
11	223930.0	69.1	10	2	1834.0	1463.0	-

Type 5 Radar Waveform_1							
Burst ID	Burst Offset (us)	Pulse Width (us)	Chirp Width (MHz)	Number of Pulses per Burst	PRI-1 (us)	PRI-2 (us)	PRI-3 (us)
0	328441.0	81.3	17	2	1690.0	1199.0	-
1	497902.0	85.5	17	3	1689.0	1235.0	1426.0
2	667551.0	98.9	17	3	1365.0	1574.0	1930.0
3	136459.0	97.7	17	3	1987.0	1606.0	1771.0
4	308194.0	56.0	17	1	1163.0	-	-
5	478551.0	59.7	17	1	1986.0	-	-
6	650090.0	50.4	17	1	1095.0	-	-
7	116147.0	63.3	17	1	1629.0	-	-
8	287164.0	53.8	17	1	1107.0	-	-
9	457516.0	55.1	17	1	1997.0	-	-
10	628987.0	51.6	17	1	1149.0	-	-
11	94759.0	96.4	17	3	1141.0	1561.0	1512.0
12	265623.0	69.0	17	2	1109.0	1286.0	-
13	436090.0	71.8	17	2	1202.0	1436.0	-
14	606508.0	74.8	17	2	1752.0	1050.0	-
15	73754.0	91.3	17	3	1120.0	1844.0	1660.0
16	243993.0	87.1	17	3	1499.0	1570.0	1090.0

Type 5 Radar Waveform_2							
Burst ID	Burst Offset (us)	Pulse Width (us)	Chirp Width (MHz)	Number of Pulses per Burst	PRI-1 (us)	PRI-2 (us)	PRI-3 (us)
0	469369.0	97.0	14	3	1912.0	1166.0	1701.0
1	664873.0	62.8	14	1	1612.0	-	-
2	60007.0	79.9	14	2	1773.0	1323.0	-
3	253362.0	81.9	14	2	1026.0	1815.0	-
4	445395.0	100.0	14	3	1695.0	1736.0	1735.0
5	640014.0	75.6	14	2	1658.0	1208.0	-
6	36171.0	84.9	14	3	1189.0	1449.0	1078.0
7	229622.0	78.3	14	2	1021.0	1560.0	-
8	422822.0	71.0	14	2	1575.0	1382.0	-
9	615140.0	87.2	14	3	1580.0	1477.0	1182.0
10	12354.0	90.3	14	3	1824.0	1880.0	1867.0
11	205852.0	66.8	14	2	1015.0	1364.0	-
12	399556.0	58.4	14	1	1868.0	-	-
13	592478.0	83.1	14	2	1595.0	1147.0	-
14	785433.0	69.0	14	2	1438.0	1716.0	-

Type 5 Radar Waveform_3							
Burst ID	Burst Offset (us)	Pulse Width (us)	Chirp Width (MHz)	Number of Pulses per Burst	PRI-1 (us)	PRI-2 (us)	PRI-3 (us)
0	160709.0	63.2	16	1	1661.0	-	-
1	330181.0	84.9	16	3	1385.0	1631.0	1457.0
2	500146.0	88.7	16	3	1115.0	1748.0	1819.0
3	670167.0	98.2	16	3	1628.0	1553.0	1546.0
4	139029.0	88.9	16	3	1228.0	1816.0	1856.0
5	309825.0	68.4	16	2	1295.0	1823.0	-
6	479458.0	100.0	16	3	1862.0	1192.0	1248.0
7	649411.0	91.6	16	3	1710.0	1223.0	1588.0
8	118190.0	95.1	16	3	1388.0	1501.0	1401.0
9	289618.0	54.2	16	1	1201.0	-	-
10	460047.0	61.6	16	1	1933.0	-	-
11	631053.0	60.6	16	1	1625.0	-	-
12	97201.0	86.6	16	3	1869.0	1316.0	1314.0
13	267094.0	83.9	16	3	1753.0	1672.0	1638.0
14	439336.0	66.4	16	1	1422.0	-	-
15	610247.0	50.4	16	1	1356.0	-	-
16	76251.0	94.3	16	3	1460.0	1889.0	1123.0

Type 5 Radar Waveform_4

Burst ID	Burst Offset (us)	Pulse Width (us)	Chirp Width (MHz)	Number of Pulses per Burst	PRI-1 (us)	PRI-2 (us)	PRI-3 (us)
0	322796.0	88.5	12	3	1205.0	1651.0	1207.0
1	546183.0	98.6	12	3	1008.0	1024.0	1194.0
2	767976.0	91.7	12	3	1504.0	1929.0	1347.0
3	72659.0	50.9	12	1	1439.0	-	-
4	295732.0	78.5	12	2	1468.0	1381.0	-
5	518576.0	87.3	12	3	1162.0	1250.0	1040.0
6	741231.0	81.3	12	2	1958.0	1969.0	-
7	45103.0	59.9	12	1	1888.0	-	-
8	268778.0	64.0	12	1	1003.0	-	-
9	491119.0	69.4	12	2	1939.0	1483.0	-
10	712952.0	85.0	12	3	1916.0	1374.0	1693.0
11	17579.0	72.6	12	2	1089.0	1041.0	-
12	241214.0	60.1	12	1	1074.0	-	-

Type 5 Radar Waveform_5

Burst ID	Burst Offset (us)	Pulse Width (us)	Chirp Width (MHz)	Number of Pulses per Burst	PRI-1 (us)	PRI-2 (us)	PRI-3 (us)
0	502344.0	96.6	11	3	1100.0	1383.0	1101.0
1	742939.0	95.5	11	3	1890.0	1746.0	1377.0
2	985880.0	72.0	11	2	1378.0	1992.0	-
3	230838.0	82.7	11	2	1942.0	1971.0	-
4	473012.0	83.2	11	2	1128.0	1538.0	-
5	713183.0	84.2	11	3	1763.0	1641.0	1653.0
6	956619.0	83.2	11	2	1493.0	1342.0	-
7	201327.0	76.6	11	2	1237.0	1455.0	-
8	443528.0	52.3	11	1	1967.0	-	-
9	684708.0	68.6	11	2	1293.0	1947.0	-
10	924946.0	97.0	11	3	1905.0	1200.0	1758.0
11	171497.0	71.2	11	2	1813.0	1091.0	-

Type 5 Radar Waveform_6							
Burst ID	Burst Offset (us)	Pulse Width (us)	Chirp Width (MHz)	Number of Pulses per Burst	PRI-1 (us)	PRI-2 (us)	PRI-3 (us)
0	329738.0	84.9	14	3	1559.0	1618.0	1368.0
1	523637.0	77.6	14	2	2000.0	1061.0	-
2	715476.0	88.4	14	3	1795.0	1405.0	1465.0
3	113435.0	64.9	14	1	1845.0	-	-
4	305647.0	98.3	14	3	1884.0	1999.0	1514.0
5	499340.0	94.4	14	3	1039.0	1780.0	1020.0
6	694208.0	54.6	14	1	1799.0	-	-
7	89259.0	86.8	14	3	1564.0	1691.0	1550.0
8	282516.0	96.0	14	3	1116.0	1181.0	1389.0
9	475846.0	78.3	14	2	1756.0	1597.0	-
10	670361.0	59.8	14	1	1801.0	-	-
11	65558.0	91.5	14	3	1727.0	1178.0	1234.0
12	259025.0	68.1	14	2	1102.0	1665.0	-
13	451120.0	84.7	14	3	1423.0	1609.0	1955.0
14	644519.0	97.7	14	3	1848.0	1230.0	1188.0
Type 5 Radar Waveform_7							
Burst ID	Burst Offset (us)	Pulse Width (us)	Chirp Width (MHz)	Number of Pulses per Burst	PRI-1 (us)	PRI-2 (us)	PRI-3 (us)
0	36958.0	57.3	16	1	1903.0	-	-
1	206830.0	88.3	16	3	1922.0	1341.0	1573.0
2	377587.0	74.9	16	2	1970.0	1507.0	-
3	547755.0	99.1	16	3	1167.0	1338.0	1212.0
4	15936.0	65.0	16	1	1502.0	-	-
5	186396.0	68.9	16	2	1655.0	1262.0	-
6	355770.0	84.9	16	3	1633.0	1674.0	1810.0
7	528317.0	57.6	16	1	1666.0	-	-
8	699656.0	66.1	16	1	1118.0	-	-
9	165086.0	88.7	16	3	1244.0	1917.0	1068.0
10	336732.0	53.9	16	1	1148.0	-	-
11	507378.0	50.7	16	1	1529.0	-	-
12	676765.0	82.2	16	2	1610.0	1415.0	-
13	144472.0	67.2	16	2	1204.0	1334.0	-
14	314781.0	67.7	16	2	1503.0	1649.0	-
15	484347.0	86.2	16	3	1065.0	1777.0	1567.0
16	655576.0	79.9	16	2	1343.0	1887.0	-



Type 5 Radar Waveform_8							
Burst ID	Burst Offset (us)	Pulse Width (us)	Chirp Width (MHz)	Number of Pulses per Burst	PRI-1 (us)	PRI-2 (us)	PRI-3 (us)
0	116316.0	94.7	17	3	1093.0	1275.0	1656.0
1	277747.0	79.7	17	2	1132.0	1171.0	-
2	437173.0	93.7	17	3	1792.0	1281.0	1809.0
3	600572.0	59.6	17	1	1675.0	-	-
4	96408.0	92.9	17	3	1785.0	1931.0	1073.0
5	257092.0	95.0	17	3	1340.0	1231.0	1812.0
6	419553.0	65.7	17	1	1472.0	-	-
7	579387.0	75.0	17	2	1925.0	1261.0	-
8	76867.0	80.3	17	2	1168.0	1615.0	-
9	237285.0	85.8	17	3	1730.0	1462.0	1253.0
10	399684.0	64.1	17	1	1467.0	-	-
11	560306.0	68.2	17	2	1032.0	1276.0	-
12	56892.0	85.6	17	3	1151.0	1895.0	1397.0
13	217789.0	80.5	17	2	1692.0	1876.0	-
14	379857.0	64.6	17	1	1387.0	-	-
15	538314.0	98.5	17	3	1728.0	1866.0	1351.0
16	37123.0	86.6	17	3	1105.0	1601.0	1480.0
17	198270.0	75.8	17	2	1328.0	1267.0	-
Type 5 Radar Waveform_9							
Burst ID	Burst Offset (us)	Pulse Width (us)	Chirp Width (MHz)	Number of Pulses per Burst	PRI-1 (us)	PRI-2 (us)	PRI-3 (us)
0	587983.0	88.4	9	3	1399.0	1297.0	1566.0
1	852498.0	77.5	9	2	1443.0	1583.0	-
2	28478.0	69.6	9	2	1028.0	1335.0	-
3	292109.0	82.0	9	2	1998.0	1762.0	-
4	556786.0	52.2	9	1	1786.0	-	-
5	818870.0	100.0	9	3	1002.0	1627.0	1894.0
6	108343...	70.0	9	2	1836.0	1598.0	-
7	259741.0	72.2	9	2	1791.0	1509.0	-
8	523336.0	76.3	9	2	1932.0	1751.0	-
9	786672.0	94.4	9	3	1432.0	1379.0	1357.0
10	105015...	93.7	9	3	1654.0	1247.0	1355.0

Type 5 Radar Waveform_10							
Burst ID	Burst Offset (us)	Pulse Width (us)	Chirp Width (MHz)	Number of Pulses per Burst	PRI-1 (us)	PRI-2 (us)	PRI-3 (us)
0	249978.0	72.4	7	2	1706.0	1906.0	-
1	540241.0	69.5	7	2	1983.0	1404.0	-
2	830669.0	78.3	7	2	1833.0	1249.0	-
3	111995...	92.2	7	3	1359.0	1062.0	1732.0
4	214224.0	79.9	7	2	1864.0	1820.0	-
5	503982.0	96.8	7	3	1227.0	1841.0	1531.0
6	794260.0	88.4	7	3	1027.0	1634.0	1403.0
7	108341...	91.1	7	3	1892.0	1620.0	1545.0
8	178450.0	88.1	7	3	1317.0	1226.0	1376.0
9	469646.0	64.5	7	1	1088.0	-	-
Type 5 Radar Waveform_11							
Burst ID	Burst Offset (us)	Pulse Width (us)	Chirp Width (MHz)	Number of Pulses per Burst	PRI-1 (us)	PRI-2 (us)	PRI-3 (us)
0	631843.0	93.3	11	3	1106.0	1292.0	1411.0
1	875567.0	59.1	11	1	1394.0	-	-
2	118897.0	74.1	11	2	1873.0	1685.0	-
3	360433.0	84.7	11	3	1055.0	1056.0	1814.0
4	602764.0	83.1	11	2	1001.0	1680.0	-
5	843778.0	70.8	11	2	1826.0	1879.0	-
6	89017.0	89.5	11	3	1349.0	1478.0	1973.0
7	331021.0	80.6	11	2	1699.0	1185.0	-
8	573751.0	58.1	11	1	1320.0	-	-
9	812497.0	89.4	11	3	1985.0	1976.0	1600.0
10	59487.0	52.3	11	1	1440.0	-	-
11	300479.0	95.7	11	3	1754.0	1662.0	1964.0

Type 5 Radar Waveform_12							
Burst ID	Burst Offset (us)	Pulse Width (us)	Chirp Width (MHz)	Number of Pulses per Burst	PRI-1 (us)	PRI-2 (us)	PRI-3 (us)
0	406232.0	91.5	14	3	1004.0	1781.0	1337.0
1	587502.0	79.3	14	2	1977.0	1673.0	-
2	22216.0	58.6	14	1	1951.0	-	-
3	203714.0	60.3	14	1	1682.0	-	-
4	385281.0	62.7	14	1	1535.0	-	-
5	565109.0	77.4	14	2	1796.0	1981.0	-
6	745139.0	93.7	14	3	1935.0	1676.0	1119.0
7	180677.0	89.7	14	3	1702.0	1081.0	1711.0
8	362473.0	70.6	14	2	1152.0	1307.0	-
9	543591.0	68.7	14	2	1298.0	1414.0	-
10	724984.0	71.4	14	2	1155.0	1400.0	-
11	158829.0	81.3	14	2	1137.0	1366.0	-
12	340706.0	57.9	14	1	1217.0	-	-
13	522368.0	66.3	14	1	1133.0	-	-
14	701153.0	85.8	14	3	1287.0	1547.0	1318.0
15	136284.0	76.1	14	2	1899.0	1775.0	-

Type 5 Radar Waveform_13							
Burst ID	Burst Offset (us)	Pulse Width (us)	Chirp Width (MHz)	Number of Pulses per Burst	PRI-1 (us)	PRI-2 (us)	PRI-3 (us)
0	299363.0	55.6	16	1	1729.0	-	-
1	468289.0	83.8	16	3	1541.0	1488.0	1475.0
2	639981.0	76.2	16	2	1243.0	1520.0	-
3	107519.0	57.3	16	1	1913.0	-	-
4	277465.0	98.6	16	3	1511.0	1022.0	1375.0
5	449522.0	61.2	16	1	1077.0	-	-
6	617777.0	95.2	16	3	1556.0	1309.0	1259.0
7	86299.0	68.4	16	2	1668.0	1789.0	-
8	256302.0	95.5	16	3	1393.0	1678.0	1362.0
9	426652.0	97.4	16	3	1072.0	1076.0	1914.0
10	597206.0	69.2	16	2	1900.0	1761.0	-
11	65295.0	79.2	16	2	1708.0	1961.0	-
12	235769.0	80.5	16	2	1911.0	1265.0	-
13	405615.0	91.7	16	3	1172.0	1517.0	1494.0
14	577277.0	68.2	16	2	1333.0	1049.0	-
15	44444.0	55.0	16	1	1645.0	-	-
16	214262.0	91.4	16	3	1797.0	1391.0	1669.0



Type 5 Radar Waveform_14							
Burst ID	Burst Offset (us)	Pulse Width (us)	Chirp Width (MHz)	Number of Pulses per Burst	PRI-1 (us)	PRI-2 (us)	PRI-3 (us)
0	326952.0	76.7	20	2	1688.0	1872.0	-
1	471958.0	78.0	20	2	1165.0	1952.0	-
2	19796.0	99.1	20	3	1183.0	1870.0	1312.0
3	164367.0	83.5	20	3	1586.0	1258.0	1121.0
4	309365.0	69.6	20	2	1741.0	1373.0	-
5	453214.0	84.1	20	3	1064.0	1776.0	1476.0
6	2011.0	61.0	20	1	1605.0	-	-
7	146598.0	97.4	20	3	1647.0	1037.0	1127.0
8	290857.0	98.5	20	3	1697.0	1433.0	1369.0
9	435646.0	94.0	20	3	1196.0	1473.0	1336.0
10	580704.0	74.5	20	2	1686.0	1794.0	-
11	128652.0	87.7	20	3	1859.0	1324.0	1257.0
12	273064.0	92.8	20	3	1709.0	1035.0	1760.0
13	418857.0	76.8	20	2	1304.0	1252.0	-
14	562926.0	66.8	20	2	1898.0	1537.0	-
15	110807.0	85.0	20	3	1284.0	1857.0	1585.0
16	256706.0	63.3	20	1	1164.0	-	-
17	400306.0	75.0	20	2	1886.0	1717.0	-
18	546056.0	74.3	20	2	1350.0	1043.0	-
19	93480.0	63.1	20	1	1803.0	-	-

Type 5 Radar Waveform_15							
Burst ID	Burst Offset (us)	Pulse Width (us)	Chirp Width (MHz)	Number of Pulses per Burst	PRI-1 (us)	PRI-2 (us)	PRI-3 (us)
0	237640.0	95.0	20	3	1282.0	1180.0	1652.0
1	381961.0	97.2	20	3	1420.0	1005.0	2000.0
2	528059.0	80.3	20	2	1427.0	1129.0	-
3	75409.0	84.1	20	3	1117.0	1030.0	1242.0
4	219990.0	90.3	20	3	1086.0	1402.0	1213.0
5	365699.0	64.8	20	1	1923.0	-	-
6	510717.0	65.3	20	1	1963.0	-	-
7	57801.0	58.2	20	1	1156.0	-	-
8	202755.0	64.5	20	1	1994.0	-	-
9	348106.0	59.1	20	1	1451.0	-	-
10	492264.0	78.9	20	2	1616.0	1059.0	-
11	39897.0	50.5	20	1	1370.0	-	-
12	184941.0	66.4	20	1	1829.0	-	-
13	328398.0	90.0	20	3	1852.0	1839.0	1071.0
14	474041.0	81.2	20	2	1757.0	1395.0	-
15	21910.0	88.3	20	3	1264.0	1643.0	1266.0
16	166140.0	86.8	20	3	1843.0	1428.0	1891.0
17	310184.0	92.6	20	3	1921.0	1881.0	1787.0
18	455159.0	86.1	20	3	1471.0	1851.0	1206.0
19	4112.0	99.7	20	3	1085.0	1519.0	1209.0

Type 5 Radar Waveform_16							
Burst ID	Burst Offset (us)	Pulse Width (us)	Chirp Width (MHz)	Number of Pulses per Burst	PRI-1 (us)	PRI-2 (us)	PRI-3 (us)
0	332205.0	65.2	6	1	1469.0	-	-
1	655294.0	60.0	6	1	1327.0	-	-
2	977954.0	50.1	6	1	1863.0	-	-
3	129957...	67.3	6	2	1246.0	1950.0	-
4	292288.0	70.6	6	2	1047.0	1010.0	-
5	614831.0	80.7	6	2	1122.0	1657.0	-
6	938370.0	52.7	6	1	1589.0	-	-
7	125968...	70.6	6	2	1811.0	1548.0	-
8	252534.0	52.3	6	1	1966.0	-	-

Type 5 Radar Waveform_17							
Burst ID	Burst Offset (us)	Pulse Width (us)	Chirp Width (MHz)	Number of Pulses per Burst	PRI-1 (us)	PRI-2 (us)	PRI-3 (us)
0	516587.0	94.2	8	3	1915.0	1452.0	1416.0
1	807672.0	67.1	8	2	1329.0	1664.0	-
2	109835...	66.7	8	2	1058.0	1533.0	-
3	191074.0	93.9	8	3	1190.0	1184.0	1962.0
4	481041.0	91.9	8	3	1075.0	1319.0	1989.0
5	770650.0	96.4	8	3	1945.0	1430.0	1576.0
6	106204...	79.6	8	2	1518.0	1681.0	-
7	155311.0	97.8	8	3	1636.0	1288.0	1745.0
8	446517.0	64.9	8	1	1177.0	-	-
9	735339.0	93.3	8	3	1051.0	1594.0	1671.0
Type 5 Radar Waveform_18							
Burst ID	Burst Offset (us)	Pulse Width (us)	Chirp Width (MHz)	Number of Pulses per Burst	PRI-1 (us)	PRI-2 (us)	PRI-3 (us)
0	128504...	54.7	5	1	1454.0	-	-
1	149735.0	68.7	5	2	1621.0	1882.0	-
2	513375.0	52.7	5	1	1482.0	-	-
3	875795.0	82.8	5	2	1490.0	1733.0	-
4	123736...	89.3	5	3	1731.0	1551.0	1684.0
5	105167.0	65.0	5	1	1521.0	-	-
6	468186.0	74.0	5	2	1424.0	1406.0	-
7	830813.0	71.3	5	2	1910.0	1793.0	-
Type 5 Radar Waveform_19							
Burst ID	Burst Offset (us)	Pulse Width (us)	Chirp Width (MHz)	Number of Pulses per Burst	PRI-1 (us)	PRI-2 (us)	PRI-3 (us)
0	868903.0	52.8	9	1	1755.0	-	-
1	43817.0	95.6	9	3	1632.0	1053.0	1187.0
2	307495.0	78.5	9	2	1957.0	1784.0	-
3	571165.0	98.3	9	3	1143.0	1045.0	1557.0
4	835332.0	70.8	9	2	1988.0	1113.0	-
5	11323.0	88.9	9	3	1960.0	1783.0	1980.0
6	275259.0	74.6	9	2	1224.0	1558.0	-
7	538076.0	98.0	9	3	1936.0	1305.0	1737.0
8	802117.0	85.0	9	3	1498.0	1306.0	1268.0
9	106565...	97.1	9	3	1768.0	1300.0	1060.0
10	242947.0	62.9	9	1	1907.0	-	-

Type 5 Radar Waveform_20							
Burst ID	Burst Offset (us)	Pulse Width (us)	Chirp Width (MHz)	Number of Pulses per Burst	PRI-1 (us)	PRI-2 (us)	PRI-3 (us)
0	697838.0	63.4	6	1	1280.0	-	-
1	106146...	59.5	6	1	1082.0	-	-
2	142466...	62.1	6	1	1437.0	-	-
3	288964.0	94.8	6	3	1070.0	1563.0	1822.0
4	652992.0	55.8	6	1	1447.0	-	-
5	101527...	70.4	6	2	1968.0	1193.0	-
6	137809...	92.0	6	3	1111.0	1138.0	1140.0
7	244841.0	62.2	6	1	1057.0	-	-

Type 5 Radar Waveform_21							
Burst ID	Burst Offset (us)	Pulse Width (us)	Chirp Width (MHz)	Number of Pulses per Burst	PRI-1 (us)	PRI-2 (us)	PRI-3 (us)
0	540726.0	56.6	6	1	1083.0	-	-
1	862320.0	74.6	6	2	1871.0	1555.0	-
2	118355...	93.6	6	3	1142.0	1920.0	1830.0
3	177711.0	51.5	6	1	1849.0	-	-
4	500068.0	90.6	6	3	1225.0	1013.0	1126.0
5	822886.0	71.8	6	2	1392.0	1554.0	-
6	114376...	99.4	6	3	1778.0	1719.0	1523.0
7	137779.0	81.3	6	2	1524.0	1817.0	-
8	460398.0	81.0	6	2	1707.0	1479.0	-

Type 5 Radar Waveform_22							
Burst ID	Burst Offset (us)	Pulse Width (us)	Chirp Width (MHz)	Number of Pulses per Burst	PRI-1 (us)	PRI-2 (us)	PRI-3 (us)
0	882397.0	62.4	5	1	1000.0	-	-
1	124449...	77.2	5	2	1738.0	1017.0	-
2	110468.0	60.8	5	1	1513.0	-	-
3	473904.0	52.2	5	1	1496.0	-	-
4	835905.0	96.7	5	3	1640.0	1386.0	1034.0
5	120106...	59.4	5	1	1131.0	-	-
6	65559.0	100.0	5	3	1806.0	1296.0	1650.0
7	428739.0	75.0	5	2	1577.0	1308.0	-

Type 5 Radar Waveform_23							
Burst ID	Burst Offset (us)	Pulse Width (us)	Chirp Width (MHz)	Number of Pulses per Burst	PRI-1 (us)	PRI-2 (us)	PRI-3 (us)
0	315801.0	73.9	19	2	1646.0	1274.0	-
1	460017.0	96.0	19	3	1639.0	1014.0	1038.0
2	8328.0	96.4	19	3	1604.0	1011.0	1321.0
3	152980.0	77.8	19	2	1617.0	1978.0	-
4	298158.0	69.2	19	2	1145.0	1384.0	-
5	441728.0	93.9	19	3	1042.0	1330.0	1959.0
6	589412.0	61.4	19	1	1063.0	-	-
7	135390.0	82.6	19	2	1103.0	1487.0	-
8	279581.0	84.8	19	3	1094.0	1818.0	1170.0
9	426088.0	51.5	19	1	1302.0	-	-
10	567867.0	83.7	19	3	1485.0	1453.0	1953.0
11	117126.0	92.6	19	3	1854.0	1448.0	1408.0
12	262164.0	74.0	19	2	1642.0	1562.0	-
13	405869.0	97.0	19	3	1528.0	1425.0	1772.0
14	553398.0	62.4	19	1	1310.0	-	-
15	99283.0	97.4	19	3	1995.0	1278.0	1790.0
16	245056.0	52.7	19	1	1444.0	-	-
17	389173.0	67.3	19	2	1522.0	1534.0	-
18	532364.0	96.7	19	3	1747.0	1624.0	1459.0
19	82028.0	59.2	19	1	1277.0	-	-

Type 5 Radar Waveform_24							
Burst ID	Burst Offset (us)	Pulse Width (us)	Chirp Width (MHz)	Number of Pulses per Burst	PRI-1 (us)	PRI-2 (us)	PRI-3 (us)
0	377323.0	94.1	11	3	1902.0	1938.0	1993.0
1	619644.0	88.0	11	3	1584.0	1222.0	1092.0
2	862245.0	76.4	11	2	1216.0	1508.0	-
3	106729.0	71.4	11	2	1821.0	1928.0	-
4	349020.0	57.6	11	1	1837.0	-	-
5	589632.0	93.7	11	3	1861.0	1054.0	1410.0
6	831112.0	85.6	11	3	1254.0	1924.0	1150.0
7	77124.0	57.8	11	1	1712.0	-	-
8	318076.0	86.2	11	3	1838.0	1526.0	1990.0
9	561361.0	60.7	11	1	1704.0	-	-
10	802498.0	66.8	11	2	1827.0	1096.0	-
11	47315.0	50.1	11	1	1429.0	-	-

Type 5 Radar Waveform_25							
Burst ID	Burst Offset (us)	Pulse Width (us)	Chirp Width (MHz)	Number of Pulses per Burst	PRI-1 (us)	PRI-2 (us)	PRI-3 (us)
0	267210.0	62.2	11	1	1390.0	-	-
1	490092.0	69.8	11	2	1593.0	1029.0	-
2	712416.0	82.0	11	2	1807.0	1996.0	-
3	16100.0	74.4	11	2	1944.0	1544.0	-
4	238606.0	95.6	11	3	1927.0	1850.0	1724.0
5	461724.0	84.5	11	3	1214.0	1198.0	1940.0
6	684791.0	87.5	11	3	1210.0	1175.0	1635.0
7	908685.0	80.7	11	2	1572.0	1442.0	-
8	211614.0	82.2	11	2	1798.0	1877.0	-
9	435258.0	69.0	11	2	1191.0	1087.0	-
10	659399.0	55.7	11	1	1134.0	-	-
11	881648.0	70.3	11	2	1255.0	1290.0	-
12	184604.0	65.7	11	1	1396.0	-	-
Type 5 Radar Waveform_26							
Burst ID	Burst Offset (us)	Pulse Width (us)	Chirp Width (MHz)	Number of Pulses per Burst	PRI-1 (us)	PRI-2 (us)	PRI-3 (us)
0	377603.0	88.7	12	3	1715.0	1489.0	1220.0
1	586488.0	57.0	12	1	1398.0	-	-
2	794214.0	65.5	12	1	1203.0	-	-
3	145884.0	64.7	12	1	1097.0	-	-
4	353509.0	63.4	12	1	1080.0	-	-
5	558727.0	99.6	12	3	1434.0	1614.0	1700.0
6	767219.0	79.3	12	2	1500.0	1289.0	-
7	120207.0	62.7	12	1	1831.0	-	-
8	326722.0	90.7	12	3	1694.0	1270.0	1283.0
9	534378.0	81.0	12	2	1626.0	1339.0	-
10	739973.0	86.0	12	3	1322.0	1670.0	1782.0
11	94480.0	69.6	12	2	1435.0	1984.0	-
12	301708.0	75.0	12	2	1446.0	1481.0	-
13	508961.0	70.2	12	2	1346.0	1450.0	-

Type 5 Radar Waveform_27							
Burst ID	Burst Offset (us)	Pulse Width (us)	Chirp Width (MHz)	Number of Pulses per Burst	PRI-1 (us)	PRI-2 (us)	PRI-3 (us)
0	556338.0	75.5	18	2	1495.0	1492.0	-
1	53780.0	58.3	18	1	1019.0	-	-
2	215183.0	53.6	18	1	1136.0	-	-
3	374743.0	96.4	18	3	1525.0	1552.0	1332.0
4	535923.0	74.1	18	2	1742.0	1972.0	-
5	33707.0	84.7	18	3	1251.0	1619.0	1832.0
6	194525.0	83.5	18	3	1125.0	1195.0	1458.0
7	356185.0	80.4	18	2	1098.0	1023.0	-
8	518050.0	54.1	18	1	1232.0	-	-
9	13999.0	64.9	18	1	1464.0	-	-
10	174686.0	88.0	18	3	1506.0	1108.0	1301.0
11	336723.0	51.8	18	1	1348.0	-	-
12	496905.0	68.3	18	2	1218.0	1705.0	-
13	658406.0	79.9	18	2	1160.0	1236.0	-
14	155436.0	66.0	18	1	1565.0	-	-
15	316074.0	77.0	18	2	1372.0	1599.0	-
16	477063.0	75.1	18	2	1908.0	1033.0	-
17	637656.0	82.2	18	2	1441.0	1897.0	-

Type 5 Radar Waveform_28							
Burst ID	Burst Offset (us)	Pulse Width (us)	Chirp Width (MHz)	Number of Pulses per Burst	PRI-1 (us)	PRI-2 (us)	PRI-3 (us)
0	143520.0	56.0	16	1	1759.0	-	-
1	314273.0	55.7	16	1	1802.0	-	-
2	483786.0	68.9	16	2	1948.0	1667.0	-
3	652538.0	86.7	16	3	1592.0	1855.0	1853.0
4	122128.0	70.0	16	2	1965.0	1842.0	-
5	292317.0	93.1	16	3	1466.0	1294.0	1256.0
6	463245.0	72.8	16	2	1901.0	1048.0	-
7	634942.0	61.2	16	1	1603.0	-	-
8	101004.0	87.5	16	3	1764.0	1740.0	1345.0
9	270965.0	87.4	16	3	1161.0	1874.0	1975.0
10	442333.0	71.5	16	2	1623.0	1186.0	-
11	611630.0	88.9	16	3	1380.0	1470.0	1360.0
12	80130.0	96.1	16	3	1174.0	1532.0	1540.0
13	251356.0	54.8	16	1	1285.0	-	-
14	421566.0	70.6	16	2	1371.0	1044.0	-
15	592916.0	64.3	16	1	1539.0	-	-
16	59381.0	61.9	16	1	1734.0	-	-



Type 5 Radar Waveform_29							
Burst ID	Burst Offset (us)	Pulse Width (us)	Chirp Width (MHz)	Number of Pulses per Burst	PRI-1 (us)	PRI-2 (us)	PRI-3 (us)
0	194964.0	72.4	20	2	1919.0	1608.0	-
1	339938.0	78.6	20	2	1260.0	1723.0	-
2	484184.0	72.6	20	2	1982.0	1677.0	-
3	32471.0	81.7	20	2	1909.0	1805.0	-
4	176902.0	85.6	20	3	1046.0	1510.0	1788.0
5	322214.0	82.2	20	2	1484.0	1291.0	-
6	467917.0	58.3	20	1	1679.0	-	-
7	14703.0	52.8	20	1	1865.0	-	-
8	159759.0	50.5	20	1	1904.0	-	-
9	304437.0	76.8	20	2	1069.0	1579.0	-
10	450207.0	61.6	20	1	1461.0	-	-
11	594090.0	81.2	20	2	1159.0	1590.0	-
12	141232.0	99.5	20	3	1018.0	1918.0	1749.0
13	285676.0	96.8	20	3	1361.0	1582.0	1613.0
14	432135.0	63.7	20	1	1725.0	-	-
15	577699.0	55.9	20	1	1245.0	-	-
16	124147.0	53.7	20	1	1313.0	-	-
17	269324.0	63.5	20	1	1363.0	-	-
18	413259.0	69.2	20	2	1954.0	1219.0	-
19	559936.0	51.2	20	1	1112.0	-	-



Radar Type 6 - Radar Statistical Performance

Trail #	1=Detection 0=No Detection	Trail #	1=Detection 0=No Detection
0	1	15	1
1	1	16	1
2	1	17	1
3	1	18	1
4	1	19	1
5	1	20	1
6	1	21	1
7	1	22	1
8	1	23	1
9	1	24	1
10	1	25	1
11	1	26	1
12	1	27	1
13	1	28	1
14	1	29	1
Detection Percentage (%)			100%



Type 6 Radar Waveform_0					
Frequency List (MHz)	0	1	2	3	4
0	5638	5290	5442	5688	5575
5	5517	5709	5602	5679	5644
10	5287	5617	5713	5585	5441
15	5283	5547	5690	5629	5297
20	5521	5491	5545	5507	5719
25	5535	5269	5655	5270	5698
30	5652	5596	5620	5258	5720
35	5571	5444	5483	5702	5666
40	5553	5359	5447	5331	5573
45	5677	5316	5561	5251	5332
50	5684	5397	5470	5689	5431
55	5581	5329	5312	5294	5624
60	5411	5255	5408	5714	5546
65	5275	5649	5466	5532	5636
70	5641	5647	5339	5381	5495
75	5619	5551	5421	5703	5616
80	5531	5319	5627	5693	5449
85	5497	5391	5539	5715	5462
90	5518	5280	5572	5654	5380
95	5451	5289	5342	5277	5274

Type 6 Radar Waveform_1					
Frequency List (MHz)	0	1	2	3	4
0	5418	5529	5378	5374	5417
5	5559	5634	5677	5270	5473
10	5693	5406	5279	5305	5462
15	5274	5674	5318	5489	5657
20	5583	5567	5480	5607	5387
25	5375	5284	5619	5409	5587
30	5666	5295	5273	5343	5397
35	5336	5367	5597	5638	5491
40	5684	5356	5689	5656	5260
45	5272	5351	5505	5508	5293
50	5536	5535	5422	5509	5643
55	5314	5562	5709	5282	5369
60	5699	5588	5298	5424	5342
65	5713	5633	5705	5471	5578
70	5520	5541	5371	5308	5332
75	5408	5285	5512	5586	5539
80	5557	5425	5710	5720	5526
85	5427	5616	5392	5286	5400
90	5428	5513	5675	5676	5653
95	5495	5304	5724	5315	5698



Type 6 Radar Waveform_2					
Frequency List (MHz)	0	1	2	3	4
0	5673	5293	5314	5535	5637
5	5698	5656	5277	5433	5680
10	5624	5292	5320	5403	5483
15	5362	5326	5421	5719	5681
20	5537	5251	5524	5453	5398
25	5336	5578	5388	5556	5451
30	5573	5623	5510	5522	5638
35	5439	5427	5275	5408	5477
40	5357	5429	5449	5353	5683
45	5669	5264	5696	5325	5713
50	5381	5684	5311	5672	5494
55	5480	5332	5489	5612	5328
60	5614	5602	5479	5301	5394
65	5632	5703	5570	5648	5508
70	5694	5620	5310	5716	5442
75	5457	5350	5392	5661	5417
80	5560	5664	5306	5496	5485
85	5330	5588	5577	5675	5313
90	5419	5395	5523	5455	5412
95	5411	5303	5399	5273	5707

Type 6 Radar Waveform_3					
Frequency List (MHz)	0	1	2	3	4
0	5453	5532	5250	5599	5479
5	5265	5581	5352	5596	5412
10	5458	5556	5361	5598	5504
15	5450	5524	5289	5495	5448
20	5417	5465	5648	5426	5286
25	5663	5306	5492	5590	5493
30	5462	5580	5296	5578	5615
35	5531	5525	5322	5316	5537
40	5367	5592	5350	5612	5649
45	5347	5279	5378	5503	5257
50	5385	5362	5317	5327	5520
55	5443	5622	5585	5256	5644
60	5343	5701	5393	5597	5660
65	5340	5586	5423	5702	5445
70	5326	5496	5560	5559	5337
75	5552	5613	5260	5391	5501
80	5345	5338	5522	5553	5374
85	5404	5301	5407	5540	5510
90	5309	5705	5406	5368	5444
95	5294	5313	5275	5519	5654

Type 6 Radar Waveform_4					
Frequeunc List (MHz)	0	1	2	3	4
0	5611	5296	5661	5285	5699
5	5307	5603	5427	5284	5619
10	5389	5345	5402	5318	5525
15	5538	5580	5627	5712	5687
20	5456	5583	5503	5262	5399
25	5552	5612	5509	5693	5624
30	5535	5351	5537	5368	5448
35	5656	5717	5706	5327	5678
40	5711	5630	5620	5305	5357
45	5444	5629	5430	5337	5431
50	5390	5608	5561	5413	5375
55	5615	5271	5708	5397	5517
60	5441	5556	5385	5334	5288
65	5595	5594	5546	5599	5550
70	5381	5701	5551	5688	5545
75	5302	5455	5426	5606	5540
80	5492	5565	5323	5388	5696
85	5655	5411	5617	5421	5582
90	5416	5539	5410	5516	5557
95	5477	5682	5587	5417	5366
Type 6 Radar Waveform_5					
Frequeunc List (MHz)	0	1	2	3	4
0	5391	5535	5597	5446	5444
5	5349	5625	5502	5447	5448
10	5698	5609	5540	5513	5546
15	5529	5610	5633	5282	5404
20	5464	5652	5254	5372	5440
25	5712	5322	5658	5674	5337
30	5494	5583	5697	5476	5381
35	5598	5356	5722	5469	5703
40	5621	5441	5373	5395	5484
45	5655	5387	5262	5438	5593
50	5324	5351	5707	5638	5430
55	5514	5596	5708	5462	5682
60	5320	5495	5635	5382	5651
65	5504	5720	5548	5479	5278
70	5414	5677	5449	5274	5521
75	5269	5675	5482	5369	5483
80	5385	5723	5594	5471	5334
85	5386	5536	5614	5704	5416
90	5318	5443	5574	5620	5461
95	5580	5566	5612	5615	5393

Type 6 Radar Waveform_6					
Frequency List (MHz)	0	1	2	3	4
0	5646	5299	5533	5607	5286
5	5488	5550	5577	5513	5655
10	5629	5398	5581	5708	5567
15	5617	5262	5261	5327	5596
20	5375	5343	5385	5345	5706
25	5316	5426	5692	5716	5701
30	5451	5323	5374	5674	5423
35	5413	5394	5606	5636	5405
40	5408	5559	5362	5438	5680
45	5589	5356	5537	5542	5263
50	5515	5650	5639	5512	5305
55	5422	5457	5401	5643	5275
60	5294	5508	5584	5618	5444
65	5574	5592	5543	5685	5317
70	5282	5551	5328	5254	5373
75	5549	5569	5320	5502	5521
80	5310	5546	5285	5626	5436
85	5434	5526	5490	5620	5519
90	5255	5325	5637	5688	5675
95	5478	5448	5338	5556	5605

Type 6 Radar Waveform_7					
Frequency List (MHz)	0	1	2	3	4
0	5426	5538	5469	5293	5506
5	5530	5572	5652	5676	5387
10	5560	5662	5622	5331	5588
15	5705	5389	5364	5372	5313
20	5383	5412	5423	5335	5318
25	5594	5265	5546	5251	5283
30	5590	5408	5623	5494	5562
35	5504	5287	5284	5550	5719
40	5491	5497	5505	5435	5609
45	5472	5679	5414	5493	5332
50	5614	5566	5264	5462	5384
55	5700	5259	5612	5276	5675
60	5451	5695	5601	5431	5344
65	5393	5610	5424	5338	5488
70	5486	5268	5651	5555	5518
75	5689	5463	5483	5298	5323
80	5519	5697	5282	5428	5626
85	5278	5621	5694	5541	5632
90	5559	5525	5289	5585	5271
95	5255	5526	5376	5427	5721

Type 6 Radar Waveform_8					
Frequency List (MHz)	0	1	2	3	4
0	5584	5302	5405	5454	5348
5	5572	5497	5252	5364	5691
10	5394	5548	5663	5526	5609
15	5318	5516	5467	5320	5505
20	5391	5578	5424	5291	5482
25	5592	5274	5256	5285	5422
30	5576	5365	5656	5300	5692
35	5701	5558	5437	5561	5574
40	5435	5270	5432	5538	5452
45	5287	5472	5546	5694	5393
50	5315	5617	5353	5328	5413
55	5688	5705	5473	5721	5329
60	5616	5640	5433	5257	5573
65	5642	5342	5646	5634	5254
70	5654	5404	5390	5334	5606
75	5464	5550	5386	5672	5279
80	5623	5529	5457	5338	5562
85	5495	5641	5355	5724	5531
90	5380	5722	5310	5510	5371
95	5406	5349	5356	5649	5554

Type 6 Radar Waveform_9					
Frequency List (MHz)	0	1	2	3	4
0	5364	5541	5341	5615	5568
5	5614	5519	5327	5527	5423
10	5325	5337	5704	5721	5630
15	5309	5643	5570	5365	5697
20	5302	5647	5305	5416	5264
25	5273	5477	5360	5319	5464
30	5465	5322	5396	5549	5512
35	5268	5308	5354	5687	5475
40	5397	5657	5373	5510	5526
45	5370	5432	5433	5599	5484
50	5269	5491	5668	5442	5583
55	5650	5601	5642	5420	5292
60	5692	5458	5306	5585	5362
65	5558	5368	5291	5466	5500
70	5569	5252	5715	5279	5253
75	5560	5250	5359	5357	5652
80	5542	5705	5543	5556	5453
85	5276	5440	5534	5517	5546
90	5414	5537	5260	5392	5591
95	5288	5452	5554	5408	5660

Type 6 Radar Waveform_10					
Frequency List (MHz)	0	1	2	3	4
0	5619	5305	5277	5679	5410
5	5278	5444	5402	5593	5630
10	5256	5601	5270	5441	5651
15	5397	5673	5576	5511	5310
20	5338	5343	5505	5712	5636
25	5393	5680	5464	5353	5506
30	5451	5279	5611	5701	5710
35	5407	5399	5722	5365	5389
40	5333	5362	5311	5275	5523
45	5299	5412	5453	5491	5652
50	5371	5620	5667	5719	5628
55	5309	5594	5314	5596	5610
60	5586	5663	5587	5471	5627
65	5669	5481	5465	5666	5715
70	5621	5676	5295	5372	5324
75	5323	5282	5577	5536	5684
80	5328	5477	5320	5482	5556
85	5337	5617	5420	5273	5635
90	5432	5376	5480	5625	5395
95	5500	5662	5373	5579	5640
Type 6 Radar Waveform_11					
Frequency List (MHz)	0	1	2	3	4
0	5399	5544	5688	5365	5630
5	5320	5466	5477	5281	5459
10	5565	5390	5311	5636	5672
15	5485	5325	5679	5455	5703
20	5318	5407	5284	5497	5685
25	5427	5720	5408	5568	5387
30	5645	5340	5711	5351	5475
35	5530	5546	5490	5518	5400
40	5647	5445	5724	5418	5520
45	5606	5392	5536	5549	5705
50	5496	5368	5295	5717	5607
55	5441	5405	5550	5634	5716
60	5572	5501	5307	5411	5286
65	5657	5508	5662	5553	5493
70	5309	5382	5329	5512	5643
75	5675	5597	5366	5504	5259
80	5666	5593	5306	5483	5648
85	5355	5335	5315	5540	5342
90	5360	5551	5435	5668	5269
95	5646	5706	5394	5610	5395

Type 6 Radar Waveform_12					
Frequency List (MHz)	0	1	2	3	4
0	5557	5405	5624	5526	5472
5	5362	5391	5552	5444	5666
10	5496	5654	5352	5259	5693
15	5573	5452	5307	5403	5420
20	5704	5700	5586	5658	5315
25	5669	5514	5294	5421	5687
30	5668	5469	5627	5350	5685
35	5581	5314	5293	5486	5528
40	5662	5517	5535	5372	5619
45	5510	5283	5523	5275	5544
50	5346	5331	5430	5385	5593
55	5407	5515	5602	5508	5273
60	5326	5333	5608	5454	5710
65	5596	5718	5457	5356	5565
70	5295	5653	5488	5505	5644
75	5717	5509	5485	5511	5679
80	5374	5470	5643	5645	5550
85	5713	5632	5503	5437	5703
90	5683	5434	5652	5276	5622
95	5412	5530	5640	5438	5603

Type 6 Radar Waveform_13					
Frequency List (MHz)	0	1	2	3	4
0	5337	5644	5560	5687	5692
5	5501	5413	5627	5607	5398
10	5427	5540	5490	5454	5714
15	5564	5579	5410	5448	5612
20	5712	5264	5641	5578	5631
25	5581	5521	5717	5455	5254
30	5690	5625	5684	5401	5548
35	5252	5672	5585	5446	5703
40	5325	5611	5503	5423	5514
45	5367	5255	5702	5568	5313
50	5626	5720	5397	5420	5253
55	5707	5306	5361	5705	5421
60	5479	5402	5491	5462	5262
65	5531	5400	5416	5659	5632
70	5550	5349	5634	5637	5378
75	5485	5502	5464	5516	5362
80	5555	5466	5288	5314	5630
85	5706	5642	5270	5713	5571
90	5563	5629	5556	5359	5686
95	5599	5658	5677	5633	5256



Type 6 Radar Waveform_14

Frequency List (MHz)	0	1	2	3	4
0	5592	5408	5496	5373	5534
5	5543	5338	5702	5673	5261
10	5329	5531	5649	5260	5652
15	5706	5513	5493	5720	5333
20	5679	5667	5604	5469	5470
25	5445	5502	5489	5393	5579
30	5582	5424	5553	5368	5391
35	5385	5478	5599	5714	5639
40	5316	5441	5566	5608	5296
45	5710	5310	5626	5292	5675
50	5421	5448	5509	5454	5651
55	5494	5315	5420	5715	5450
60	5656	5504	5569	5357	5346
65	5617	5571	5285	5619	5437
70	5331	5364	5488	5351	5343
75	5423	5485	5698	5447	5443
80	5411	5701	5294	5562	5616
85	5413	5526	5724	5536	5510
90	5607	5409	5289	5664	5614
95	5418	5268	5446	5640	5464

Type 6 Radar Waveform_15

Frequency List (MHz)	0	1	2	3	4
0	5372	5647	5432	5534	5279
5	5585	5360	5302	5361	5434
10	5667	5593	5572	5369	5281
15	5265	5261	5519	5441	5521
20	5631	5499	5620	5659	5577
25	5357	5322	5648	5606	5523
30	5435	5468	5539	5639	5327
35	5566	5530	5476	5274	5374
40	5628	5575	5399	5379	5331
45	5605	5700	5690	5393	5587
50	5345	5465	5378	5597	5695
55	5277	5498	5682	5269	5513
60	5437	5421	5660	5346	5449
65	5401	5280	5389	5440	5557
70	5607	5592	5414	5715	5403
75	5350	5491	5675	5319	5382
80	5505	5366	5428	5390	5636
85	5282	5255	5586	5404	5561
90	5380	5704	5454	5292	5300
95	5377	5560	5689	5595	5511

Type 6 Radar Waveform_16					
Frequency List (MHz)	0	1	2	3	4
0	5627	5411	5368	5695	5596
5	5285	5377	5524	5641	5501
10	5382	5613	5564	5302	5353
15	5388	5622	5486	5713	5639
20	5568	5561	5273	5550	5623
25	5649	5376	5332	5557	5477
30	5454	5496	5282	5479	5386
35	5572	5567	5545	5527	5542
40	5414	5482	5317	5571	5602
45	5532	5670	5476	5645	5398
50	5352	5632	5298	5309	5575
55	5442	5395	5698	5703	5256
60	5295	5314	5511	5394	5708
65	5581	5335	5506	5643	5327
70	5306	5421	5336	5591	5427
75	5341	5326	5625	5412	5409
80	5472	5547	5448	5554	5517
85	5633	5519	5669	5549	5369
90	5515	5628	5619	5682	5560
95	5577	5275	5673	5325	5709
Type 6 Radar Waveform_17					
Frequency List (MHz)	0	1	2	3	4
0	5310	5650	5304	5381	5341
5	5291	5307	5452	5687	5470
10	5432	5646	5654	5662	5323
15	5344	5515	5250	5531	5430
20	5647	5259	5599	5265	5523
25	5511	5598	5482	5436	5591
30	5519	5343	5453	5497	5253
35	5584	5711	5658	5438	5680
40	5553	5255	5336	5461	5559
45	5703	5451	5617	5508	5474
50	5601	5398	5289	5583	5652
55	5418	5550	5266	5443	5676
60	5339	5540	5407	5281	5464
65	5455	5582	5634	5576	5699
70	5644	5419	5594	5276	5271
75	5300	5673	5270	5555	5390
80	5724	5657	5704	5718	5580
85	5533	5672	5422	5512	5712
90	5566	5401	5722	5309	5619
95	5442	5498	5330	5500	5682

Type 6 Radar Waveform_18					
Frequency List (MHz)	0	1	2	3	4
0	5565	5414	5715	5445	5658
5	5333	5707	5430	5278	5677
10	5363	5532	5695	5382	5344
15	5432	5642	5353	5576	5719
20	5655	5328	5540	5354	5496
25	5302	5450	5685	5625	5313
30	5712	5405	5404	5375	5274
35	5709	5358	5467	5567	5270
40	5668	5479	5596	5293	5630
45	5664	5504	5384	5650	5652
50	5487	5599	5708	5674	5606
55	5608	5369	5475	5366	5381
60	5469	5330	5324	5665	5618
65	5468	5502	5338	5694	5600
70	5722	5259	5390	5601	5501
75	5670	5485	5310	5643	5530
80	5392	5422	5572	5520	5649
85	5474	5653	5607	5611	5385
90	5263	5398	5661	5429	5252
95	5455	5299	5597	5326	5361

Type 6 Radar Waveform_19					
Frequency List (MHz)	0	1	2	3	4
0	5345	5653	5651	5606	5403
5	5375	5254	5505	5441	5409
10	5672	5321	5261	5577	5365
15	5520	5294	5456	5524	5436
20	5566	5494	5481	5346	5469
25	5665	5399	5413	5644	5659
30	5700	5693	5270	5452	5654
35	5699	5514	5462	5608	5381
40	5503	5353	5719	5593	5697
45	5610	5250	5722	5460	5260
50	5351	5703	5673	5422	5555
55	5387	5560	5323	5683	5604
60	5531	5326	5301	5631	5391
65	5557	5676	5263	5305	5410
70	5449	5698	5611	5269	5278
75	5266	5474	5328	5527	5684
80	5325	5292	5535	5540	5545
85	5265	5639	5590	5584	5716
90	5440	5296	5640	5532	5450
95	5453	5511	5592	5534	5500

Type 6 Radar Waveform_20					
Frequeunc List (MHz)	0	1	2	3	4
0	5600	5417	5587	5292	5720
5	5654	5580	5604	5616	5603
10	5585	5302	5297	5386	5608
15	5324	5462	5569	5628	5574
20	5563	5519	5435	5539	5456
25	5251	5370	5596	5267	5582
30	5702	5570	5331	5422	5556
35	5553	5398	5286	5392	5342
40	5436	5447	5484	5687	5626
45	5493	5333	5305	5513	5656
50	5514	5527	5279	5287	5499
55	5575	5385	5557	5258	5696
60	5271	5457	5691	5689	5593
65	5411	5533	5583	5579	5377
70	5322	5676	5577	5652	5483
75	5315	5430	5433	5318	5522
80	5638	5391	5524	5404	5703
85	5609	5595	5257	5510	5525
90	5573	5463	5329	5419	5624
95	5466	5253	5495	5706	5291

Type 6 Radar Waveform_21					
Frequeunc List (MHz)	0	1	2	3	4
0	5283	5656	5523	5453	5465
5	5556	5676	5655	5292	5445
10	5534	5374	5440	5492	5407
15	5599	5451	5565	5614	5345
20	5582	5254	5460	5427	5512
25	5344	5578	5474	5630	5406
30	5568	5659	5310	5580	5717
35	5695	5644	5669	5439	5306
40	5616	5385	5724	5684	5458
45	5473	5416	5266	5566	5446
50	5390	5703	5330	5376	5543
55	5346	5288	5468	5679	5528
60	5387	5386	5313	5380	5637
65	5415	5251	5629	5718	5425
70	5289	5651	5325	5525	5553
75	5611	5452	5653	5411	5685
80	5428	5303	5327	5454	5521
85	5548	5558	5449	5378	5479
90	5661	5494	5561	5362	5284
95	5550	5312	5664	5501	5263

Type 6 Radar Waveform_22					
Frequency List (MHz)	0	1	2	3	4
0	5538	5420	5459	5614	5307
5	5598	5601	5255	5455	5652
10	5368	5638	5481	5590	5428
15	5687	5578	5668	5659	5537
20	5493	5323	5401	5516	5485
25	5707	5527	5450	5664	5448
30	5457	5616	5525	5257	5440
35	5359	5260	5465	5689	5695
40	5495	5699	5392	5681	5387
45	5453	5499	5324	5619	5333
50	5266	5404	5381	5269	5290
55	5476	5422	5418	5551	5258
60	5272	5680	5713	5675	5568
65	5567	5723	5446	5425	5374
70	5529	5570	5298	5504	5462
75	5559	5394	5517	5421	5319
80	5606	5390	5618	5544	5343
85	5530	5594	5431	5595	5608
90	5471	5301	5605	5296	5562
95	5383	5366	5666	5641	5672
Type 6 Radar Waveform_23					
Frequency List (MHz)	0	1	2	3	4
0	5318	5659	5395	5300	5527
5	5640	5623	5330	5521	5384
10	5299	5524	5522	5310	5449
15	5705	5296	5607	5254	5501
20	5489	5439	5508	5458	5498
25	5379	5653	5682	5698	5490
30	5346	5573	5265	5506	5260
35	5401	5351	5261	5367	5706
40	5334	5307	5632	5678	5694
45	5433	5582	5382	5672	5598
50	5520	5580	5432	5651	5567
55	5612	5664	5376	5511	5695
60	5470	5548	5716	5676	5604
65	5626	5624	5285	5587	5370
70	5417	5428	5505	5529	5293
75	5321	5647	5373	5714	5551
80	5340	5558	5677	5418	5611
85	5509	5707	5581	5686	5484
90	5679	5349	5437	5532	5483
95	5660	5280	5460	5362	5469

Type 6 Radar Waveform_24					
Frequency List (MHz)	0	1	2	3	4
0	5573	5423	5331	5461	5369
5	5682	5548	5405	5684	5688
10	5705	5313	5563	5505	5470
15	5388	5260	5399	5652	5446
20	5509	5655	5380	5597	5431
25	5386	5328	5381	5311	5257
30	5629	5332	5530	5383	5658
35	5458	5540	5539	5520	5620
40	5270	5487	5674	5397	5675
45	5623	5413	5665	5343	5250
50	5485	5396	5281	5483	5265
55	5390	5556	5280	5708	5701
60	5514	5344	5677	5406	5508
65	5430	5572	5262	5543	5495
70	5382	5648	5489	5418	5547
75	5481	5488	5640	5441	5315
80	5354	5491	5661	5596	5722
85	5415	5646	5641	5453	5651
90	5535	5615	5499	5566	5275
95	5592	5432	5715	5361	5358

Type 6 Radar Waveform_25					
Frequency List (MHz)	0	1	2	3	4
0	5353	5662	5267	5525	5589
5	5346	5570	5480	5372	5420
10	5539	5577	5604	5700	5491
15	5379	5387	5405	5697	5638
20	5724	5321	5404	5652	5655
25	5584	5512	5291	5671	5696
30	5487	5598	5432	5278	5679
35	5630	5425	5295	5534	5612
40	5540	5294	5552	5393	5273
45	5401	5681	5275	5272	5360
50	5354	5688	5403	5468	5416
55	5333	5315	5331	5571	5665
60	5340	5256	5615	5463	5522
65	5579	5327	5451	5658	5501
70	5531	5299	5447	5609	5561
75	5361	5335	5646	5296	5377
80	5411	5328	5412	5526	5488
85	5548	5519	5489	5388	5546
90	5600	5632	5701	5449	5345
95	5698	5675	5407	5358	5562

Type 6 Radar Waveform_26					
Frequenc List (MHz)	0	1	2	3	4
0	5511	5426	5678	5686	5431
5	5388	5495	5555	5535	5627
10	5470	5366	5645	5420	5512
15	5467	5514	5508	5452	5428
20	5415	5359	5377	5540	5507
25	5312	5616	5325	5713	5585
30	5444	5338	5584	5573	5343
35	5721	5696	5448	5545	5423
40	5653	5550	5305	5291	5384
45	5276	5356	5459	5259	5623
50	5536	5443	5414	5347	5656
55	5606	5530	5286	5460	5261
60	5610	5647	5654	5561	5664
65	5471	5615	5537	5544	5632
70	5255	5487	5534	5336	5406
75	5578	5681	5504	5316	5309
80	5633	5478	5391	5409	5315
85	5330	5265	5484	5636	5517
90	5369	5552	5417	5466	5350
95	5329	5629	5580	5303	5702

Type 6 Radar Waveform_27					
Frequenc List (MHz)	0	1	2	3	4
0	5291	5287	5614	5372	5651
5	5430	5517	5630	5601	5456
10	5304	5686	5518	5533	5555
15	5641	5611	5690	5644	5436
20	5484	5300	5670	5350	5331
25	5418	5720	5359	5377	5571
30	5401	5553	5358	5296	5385
35	5337	5589	5459	5262	5261
40	5488	5545	5288	5313	5256
45	5439	5420	5312	5427	5402
50	5712	5636	5532	5669	5369
55	5570	5321	5349	5257	5426
60	5576	5480	5507	5487	5554
65	5339	5435	5424	5473	5634
70	5472	5365	5450	5326	5550
75	5297	5675	5419	5414	5642
80	5551	5309	5441	5315	5269
85	5627	5360	5352	5494	5715
90	5534	5558	5299	5347	5483
95	5405	5410	5624	5559	5406

Type 6 Radar Waveform_28					
Frequency List (MHz)	0	1	2	3	4
0	5546	5526	5550	5533	5493
5	5472	5442	5705	5289	5663
10	5710	5516	5252	5713	5554
15	5643	5293	5714	5260	5361
20	5347	5650	5716	5284	5323
25	5694	5308	5621	5349	5393
30	5419	5460	5358	5671	5510
35	5591	5524	5428	5385	5376
40	5373	5673	5441	5329	5310
45	5285	5620	5711	5522	5478
50	5365	5692	5278	5413	5687
55	5718	5535	5613	5557	5511
60	5606	5500	5408	5306	5453
65	5688	5369	5590	5579	5706
70	5496	5556	5637	5321	5288
75	5324	5693	5375	5452	5529
80	5670	5331	5614	5258	5586
85	5552	5317	5545	5560	5699
90	5661	5508	5656	5359	5597
95	5394	5538	5509	5623	5639

Type 6 Radar Waveform_29					
Frequency List (MHz)	0	1	2	3	4
0	5326	5290	5486	5694	5713
5	5611	5464	5305	5452	5395
10	5641	5390	5433	5575	5634
15	5323	5342	5553	5355	5719
20	5657	5276	5296	5582	5257
25	5349	5550	5427	5461	5446
30	5315	5411	5284	5314	5663
35	5519	5656	5529	5384	5512
40	5524	5267	5453	5282	5549
45	5691	5605	5536	5418	5579
50	5629	5589	5263	5332	5358
55	5460	5270	5478	5701	5365
60	5577	5275	5281	5542	5715
65	5704	5496	5511	5318	5626
70	5501	5516	5665	5262	5548
75	5264	5283	5291	5469	5356
80	5451	5495	5677	5303	5596
85	5525	5650	5269	5660	5499
90	5333	5258	5389	5667	5441
95	5468	5614	5515	5378	5420

6. CONCLUSION

The data collected relate only the item(s) tested and show that the device is in compliance with Part 15E of the FCC Rules.

————— The End —————

Appendix A : Test Setup Photograph

Refer to "2207TW0102-Setup Photo" file.

Appendix B : External Photograph

Refer to “ 2207TW0102-External Photo” file.

Appendix C : Internal Photograph

Refer to “ 2207TW0102-Internal Photo” file.