

7.6. Radiated Spurious Emission Measurement

7.6.1. Test Limit

All out of band emissions appearing in a restricted band as specified in Section 15.205 of the Title 47CFR must not exceed the limits shown in Table per Section 15.209.

FCC Part 15 Subpart C Paragraph 15.209		
Frequency [MHz]	Field Strength [Uv/m]	Measured Distance [Meters]
0.009 - 0.490	2400/F (kHz)	300
0.490 - 1.705	24000/F (kHz)	30
1.705 - 30	30	30
30 - 88	100	3
88 - 216	150	3
216 - 960	200	3
Above 960	500	3

7.6.2. Test Procedure Used

ANSI C63.10-2013 Section 11.11 & 11.12

ANSI C63.10-2013 Section 6.3 (General Requirements)

ANSI C63.10-2013 Section 6.4 (Standard test method below 30MHz)

ANSI C63.10-2013 Section 6.5 (Standard test method above 30MHz to 1GHz)

ANSI C63.10-2013 Section 6.6 (Standard test method above 1GHz)

7.6.3. Test Setting

Table 1 - RBW as a function of frequency

Frequency	RBW
9 ~ 150 kHz	200 ~ 300 Hz
0.15 ~ 30 MHz	9 ~ 10 kHz
30 ~ 1000 MHz	100 ~ 120 kHz
> 1000MHz	1MHz

Quasi-Peak Measurements below 1GHz

1. Analyzer center frequency was set to the frequency of the radiated spurious emission of interest
2. Span was set greater than 1MHz
3. RBW = as specified in Table 1
4. Detector = CISPR quasi-peak
5. Sweep time = auto couple
6. Trace was allowed to stabilize

Peak Measurements above 1GHz

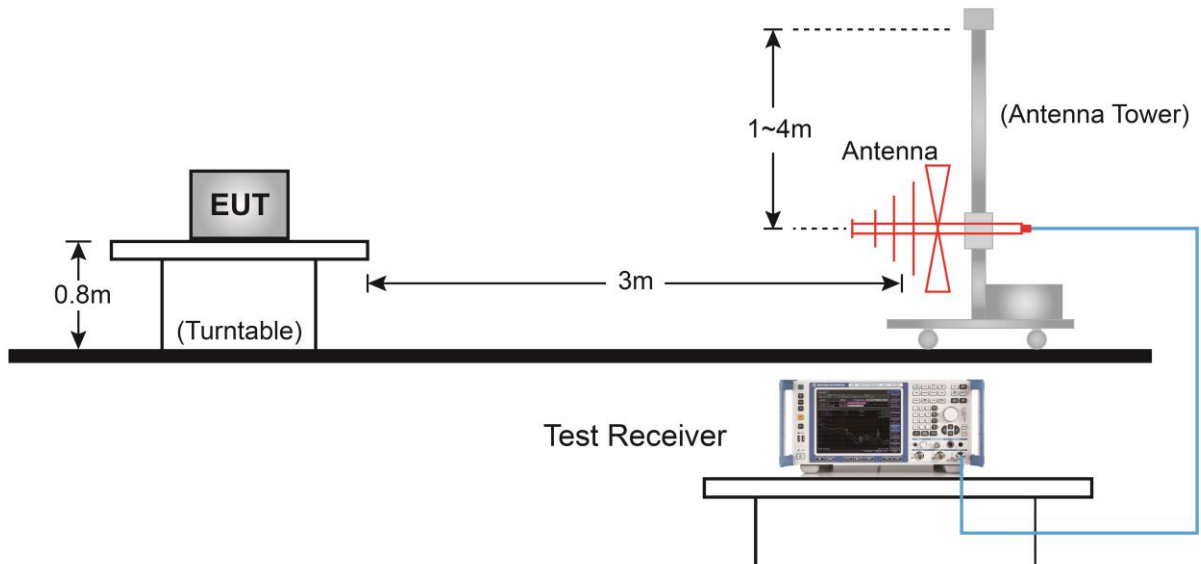
1. Analyzer center frequency was set to the frequency of the radiated spurious emission of interest
2. RBW = 1MHz
3. VBW = 3MHz
4. Detector = peak
5. Sweep time = auto couple
6. Trace mode = max hold
7. Trace was allowed to stabilize

Average Measurements above 1GHz (Method VB)

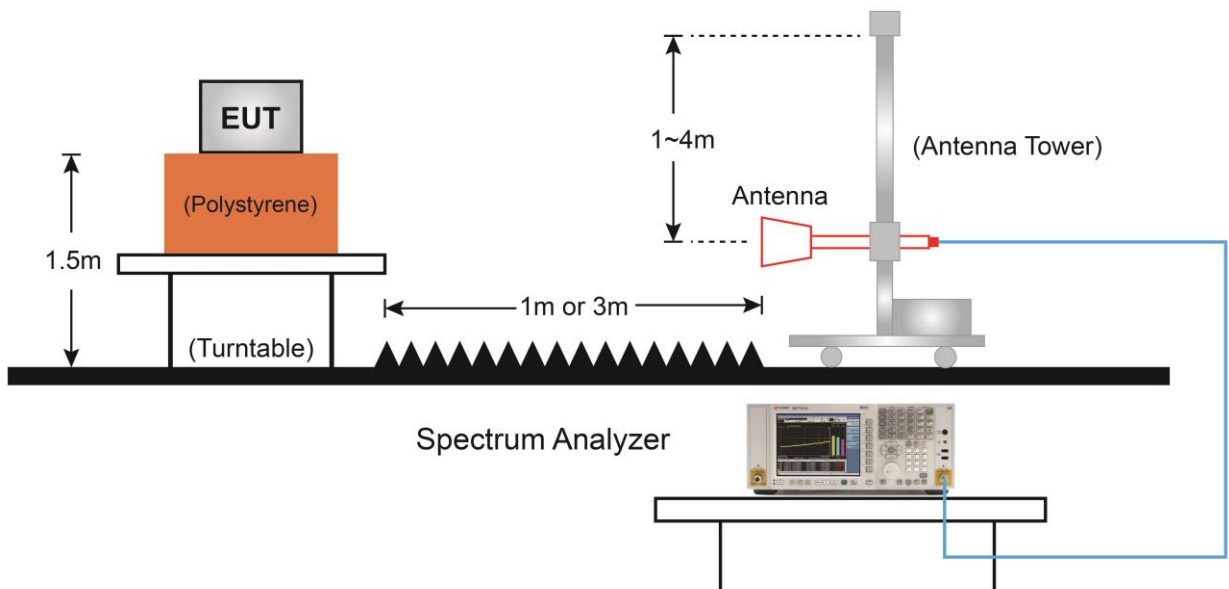
1. Analyzer center frequency was set to the frequency of the radiated spurious emission of interest
2. RBW = 1MHz
3. VBW; If the EUT is configured to transmit with duty cycle $\geq 98\%$, set VBW = 10 Hz.
If the EUT duty cycle is $< 98\%$, set VBW $\geq 1/T$. T is the minimum transmission duration.
4. Detector = Peak
5. Sweep time = auto
6. Trace mode = max hold
7. Trace was allowed to stabilize

7.6.4. Test Setup

Below 1GHz Test Setup:

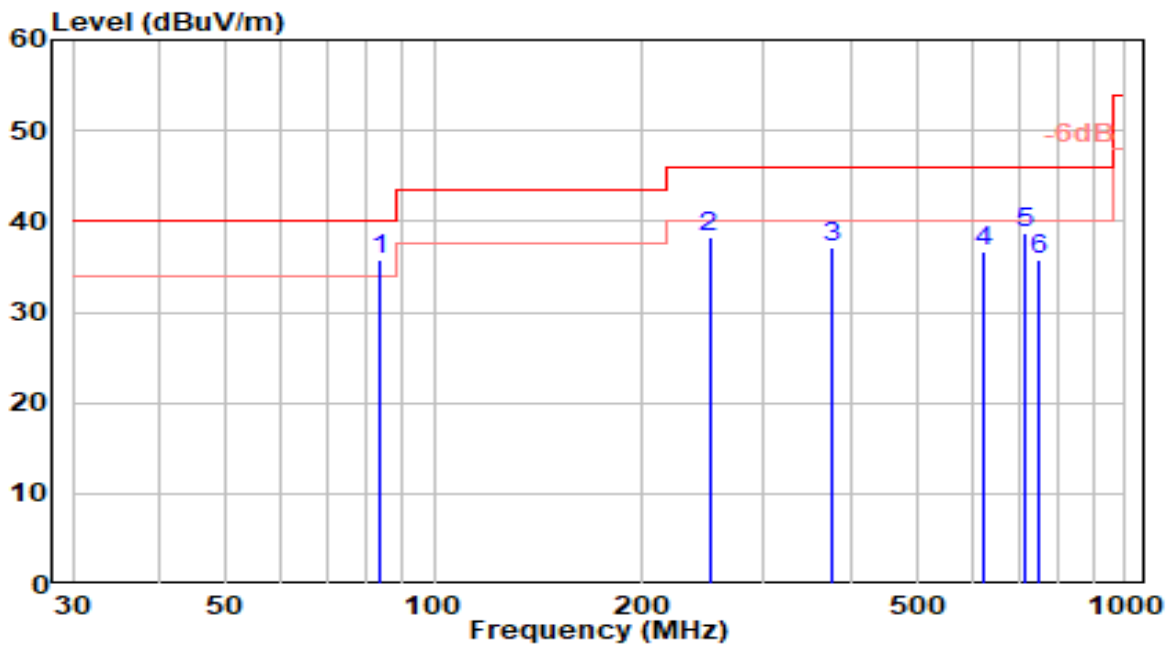


Above 1GHz Test Setup:



7.6.5. Test Result

EUT	AX3000 Whole Home Mesh Wi-Fi 6 System	Date of Test	2023-03-10
Factor	VULB 9162	Temp. / Humidity	22°C /63%
Polarity	Horizontal	Site / Test Engineer	AC2 / Marvin
Test Mode	802.11n-20MHz_TX_CH 6_ANT 0+1	Test Voltage	AC 120V/60Hz

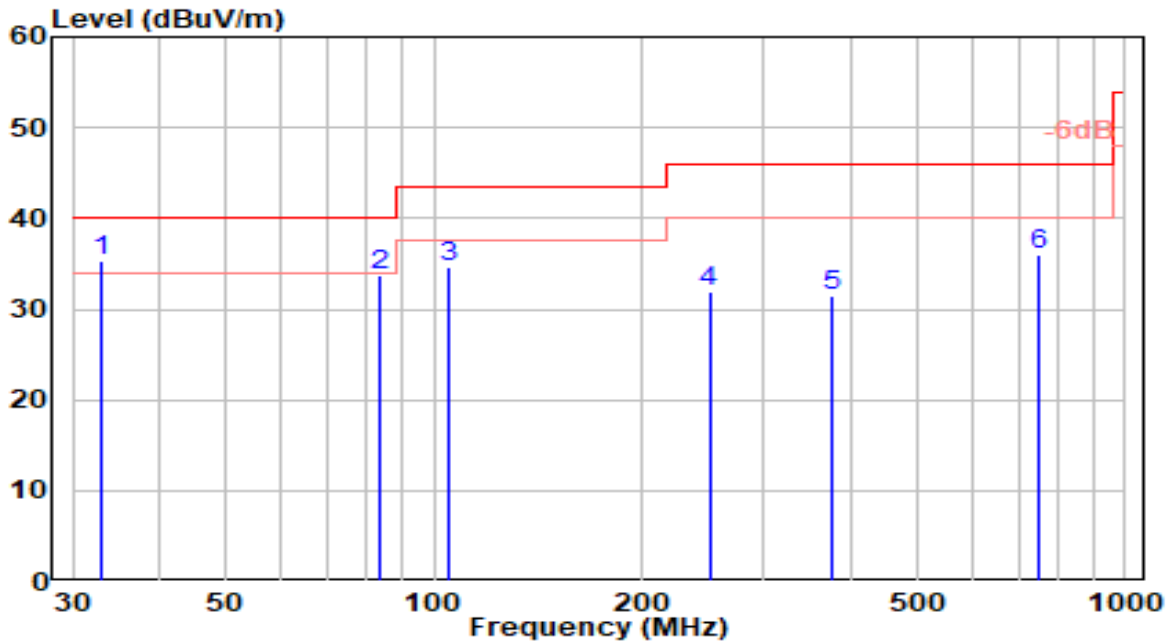


No	Frequency (MHz)	Reading (dBuV)	C.F (dB/m)	Measurement (dBuV/m)	Margin (dB)	Limit (dBuV/m)	Height (cm)	Angle (deg)	Remark (QP/PK/AV)
1	* 83.350	20.90	14.93	35.83	-4.17	40.00	200	55	QP
2	250.190	18.08	20.23	38.31	-7.69	46.00	150	97	QP
3	375.320	13.92	23.15	37.07	-8.93	46.00	100	70	QP
4	625.580	9.33	27.33	36.67	-9.33	46.00	100	51	QP
5	718.700	10.04	28.59	38.63	-7.37	46.00	151	0	QP
6	750.710	6.59	29.21	35.81	-10.19	46.00	100	340	QP

Note:

1. " *", means this data is the worst emission level.
2. C.F (Correction Factor) = Antenna Factor (dB/m) + Cable Loss (dB).
3. Measurement (dBuV/m) = Reading(dBuV) + C.F (Correction Factor).
4. The emission levels of other frequencies are very lower than the limit and not show in test report.

EUT	AX3000 Whole Home Mesh Wi-Fi 6 System	Date of Test	2023-03-10
Factor	VULB 9162	Temp. / Humidity	22°C /63%
Polarity	Vertical	Site / Test Engineer	AC2 / Marvin
Test Mode	802.11n-20MHz_TX_CH 6_ANT 0+1	Test Voltage	AC 120V/60Hz

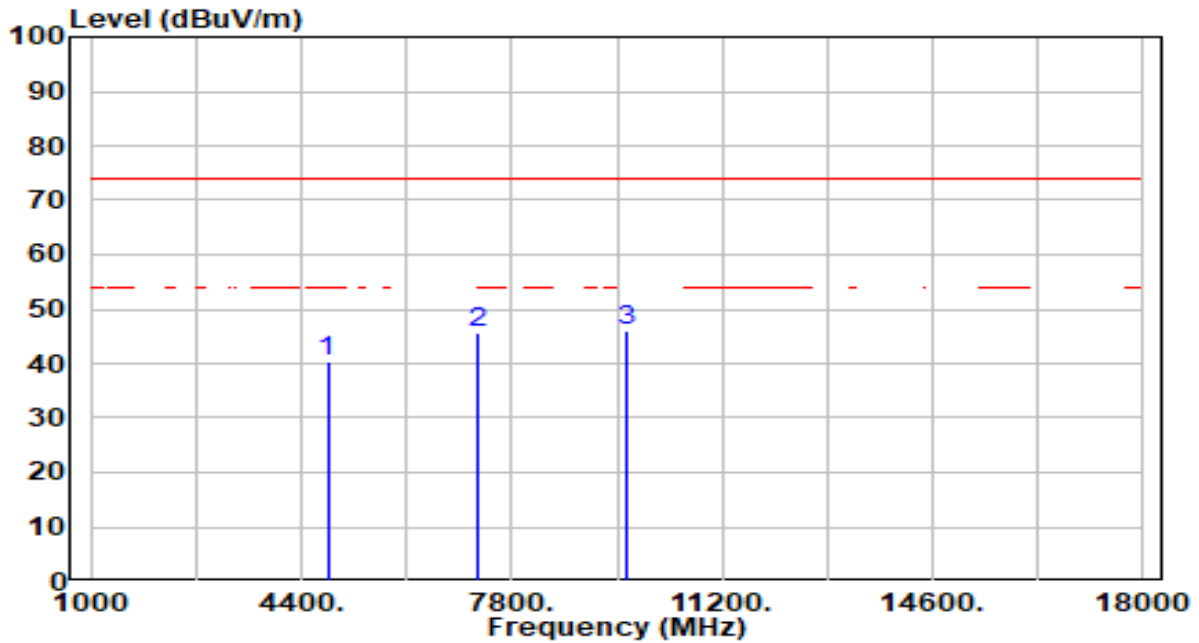


No	Frequency (MHz)	Reading (dBuV)	C.F (dB/m)	Measurement (dBuV/m)	Margin (dB)	Limit (dBuV/m)	Height (cm)	Angle (deg)	Remark (QP/PK/AV)	
1	*	32.910	17.90	17.48	35.38	-4.62	40.00	100	47	QP
2		83.350	18.88	14.93	33.81	-6.19	40.00	200	360	QP
3		104.690	15.97	18.65	34.61	-8.89	43.50	100	278	QP
4		250.190	11.80	20.23	32.03	-13.97	46.00	100	360	QP
5		375.320	8.34	23.15	31.49	-14.51	46.00	100	125	QP
6		749.740	6.81	29.20	36.01	-9.99	46.00	100	0	QP

Note:

1. " *", means this data is the worst emission level.
2. C.F (Correction Factor) = Antenna Factor (dB/m) + Cable Loss (dB).
3. Measurement (dBuV/m) = Reading(dBuV) + C.F (Correction Factor).
4. The emission levels of other frequencies are very lower than the limit and not show in test report.

EUT	AX3000 Whole Home Mesh Wi-Fi 6 System	Date of Test	2023-03-07
Factor	DRH18-E	Temp. / Humidity	22°C /63%
Polarity	Horizontal	Site / Test Engineer	AC2 / Marvin
Test Mode	802.11b_TX_CH 1_ANT 0+1	Test Voltage	AC 120V/60Hz

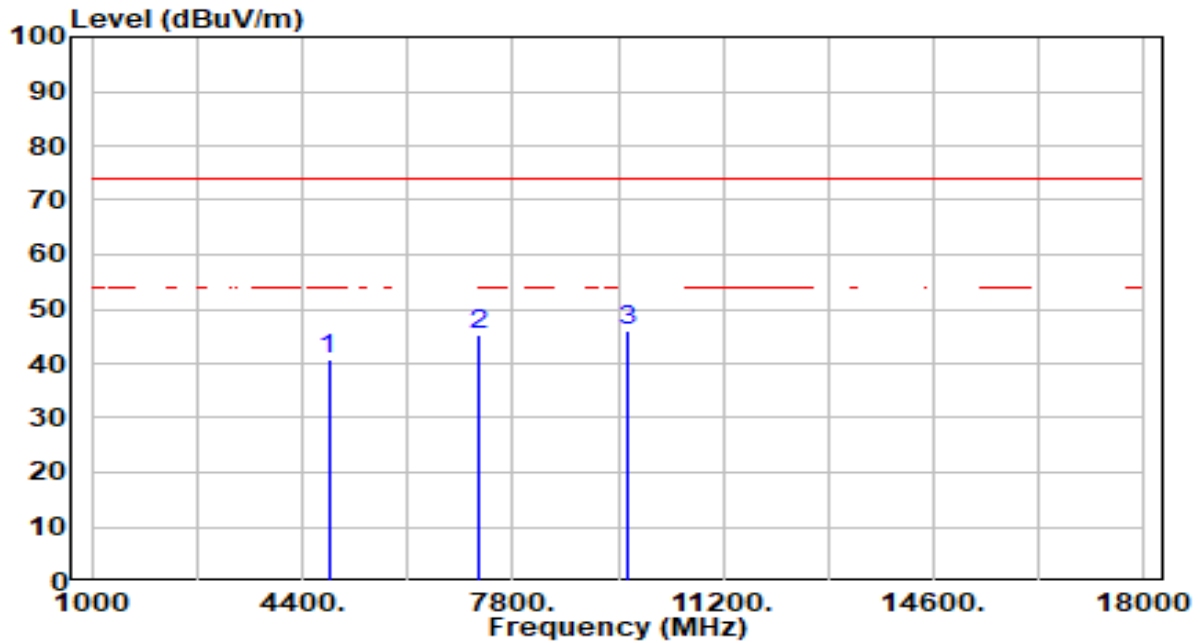


No	Frequency (MHz)	Reading (dBuV)	C.F (dB/m)	Measurement (dBuV/m)	Margin (dB)	Limit (dBuV/m)	Height (cm)	Angle (deg)	Remark (QP/PK/AV)
1	4824.000	41.77	-1.23	40.54	-33.46	74.00	217	0	Peak
2	7236.000	41.56	4.16	45.72	-28.28	74.00	300	154	Peak
3	* 9648.000	42.70	3.29	45.99	-28.01	74.00	300	50	Peak

Note:

1. " *", means this data is the worst emission level.
2. C.F (Correction Factor) = Antenna Factor (dB/m) + Cable Loss (dB) – Preamplifier(dB).
3. Measurement (dBuV/m) = Reading(dBuV) + C.F (Correction Factor).
4. The emission levels of other frequencies are very lower than the limit and not show in test report.

EUT	AX3000 Whole Home Mesh Wi-Fi 6 System	Date of Test	2023-03-07
Factor	DRH18-E	Temp. / Humidity	22°C /63%
Polarity	Vertical	Site / Test Engineer	AC2 / Marvin
Test Mode	802.11b_TX_CH 1_ANT 0+1	Test Voltage	AC 120V/60Hz

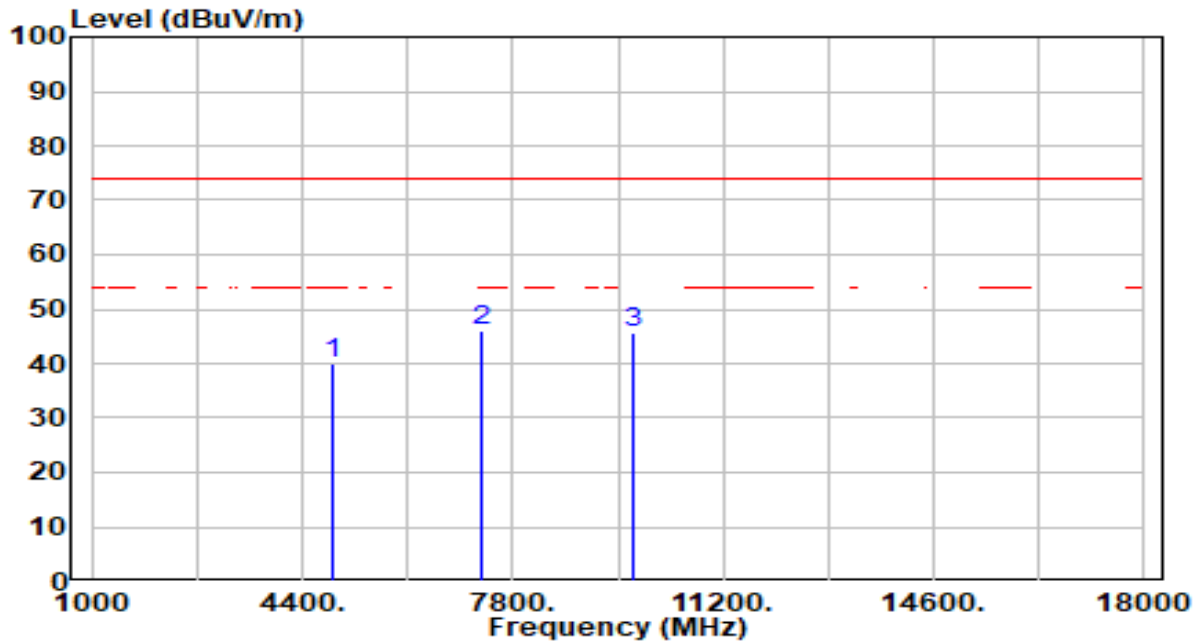


No	Frequency (MHz)	Reading (dBUV)	C.F (dB/m)	Measurement (dBUV/m)	Margin (dB)	Limit (dBUV/m)	Height (cm)	Angle (deg)	Remark (QP/PK/AV)
1	4824.000	42.15	-1.23	40.92	-33.08	74.00	128	360	Peak
2	7236.000	41.02	4.16	45.18	-28.82	74.00	100	69	Peak
3	* 9648.000	42.59	3.29	45.88	-28.12	74.00	100	192	Peak

Note:

1. " *", means this data is the worst emission level.
2. C.F (Correction Factor) = Antenna Factor (dB/m) + Cable Loss (dB) – Preamplifier(dB).
3. Measurement (dBUV/m) = Reading(dBUV) + C.F (Correction Factor).
4. The emission levels of other frequencies are very lower than the limit and not show in test report.

EUT	AX3000 Whole Home Mesh Wi-Fi 6 System	Date of Test	2023-03-07
Factor	DRH18-E	Temp. / Humidity	22°C /63%
Polarity	Horizontal	Site / Test Engineer	AC2 / Marvin
Test Mode	802.11b_TX_CH 6_ANT 0+1	Test Voltage	AC 120V/60Hz

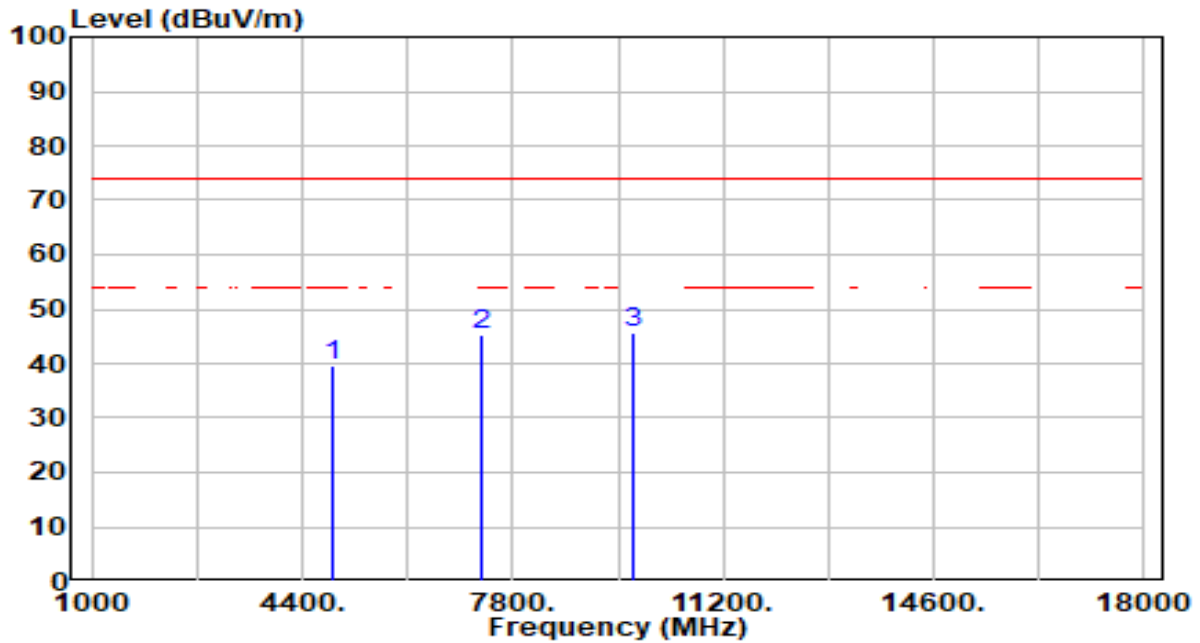


No	Frequency (MHz)	Reading (dBuV)	C.F (dB/m)	Measurement (dBuV/m)	Margin (dB)	Limit (dBuV/m)	Height (cm)	Angle (deg)	Remark (QP/PK/AV)
1	4874.000	41.17	-1.13	40.04	-33.96	74.00	100	9	Peak
2	* 7311.000	42.00	4.14	46.14	-27.86	74.00	100	119	Peak
3	9748.000	42.30	3.33	45.63	-28.37	74.00	100	0	Peak

Note:

1. " *", means this data is the worst emission level.
2. C.F (Correction Factor) = Antenna Factor (dB/m) + Cable Loss (dB) – Preamplifier(dB).
3. Measurement (dBuV/m) = Reading(dBuV) + C.F (Correction Factor).
4. The emission levels of other frequencies are very lower than the limit and not show in test report.

EUT	AX3000 Whole Home Mesh Wi-Fi 6 System	Date of Test	2023-03-07
Factor	DRH18-E	Temp. / Humidity	22°C /63%
Polarity	Vertical	Site / Test Engineer	AC2 / Marvin
Test Mode	802.11b_TX_CH 6_ANT 0+1	Test Voltage	AC 120V/60Hz

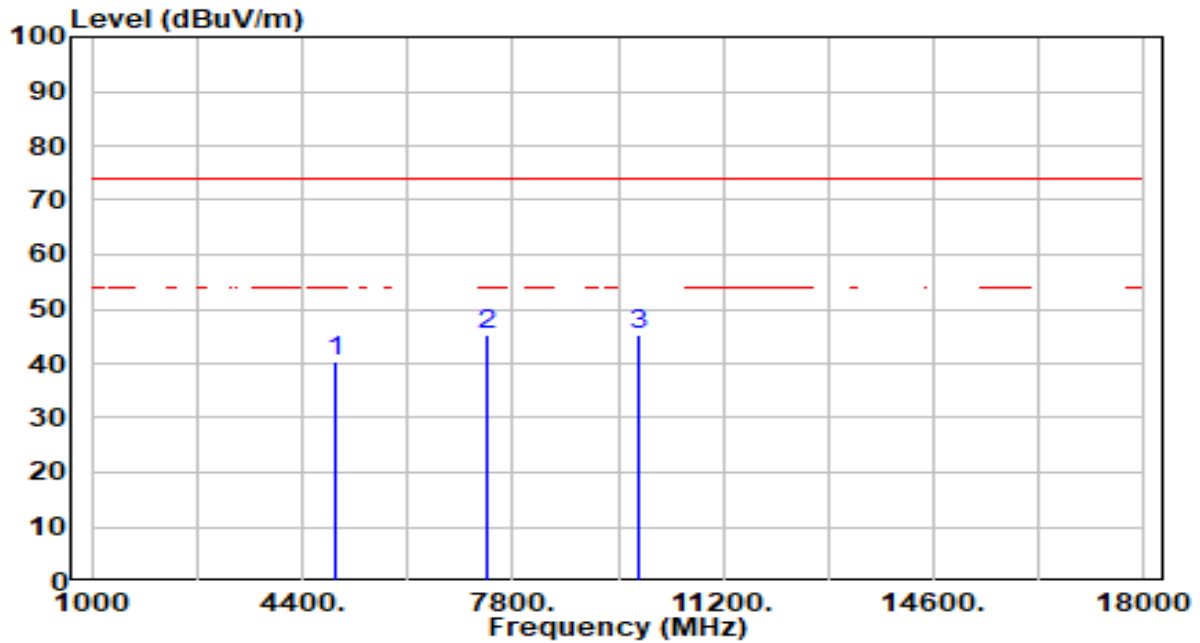


No	Frequency (MHz)	Reading (dBuV)	C.F (dB/m)	Measurement (dBuV/m)	Margin (dB)	Limit (dBuV/m)	Height (cm)	Angle (deg)	Remark (QP/PK/AV)
1	4874.000	40.77	-1.13	39.65	-34.35	74.00	100	190	Peak
2	7311.000	41.05	4.14	45.19	-28.81	74.00	100	76	Peak
3	* 9748.000	42.18	3.33	45.51	-28.49	74.00	100	315	Peak

Note:

1. " *", means this data is the worst emission level.
2. C.F (Correction Factor) = Antenna Factor (dB/m) + Cable Loss (dB) – Preamplifier(dB).
3. Measurement (dBuV/m) = Reading(dBuV) + C.F (Correction Factor).
4. The emission levels of other frequencies are very lower than the limit and not show in test report.

EUT	AX3000 Whole Home Mesh Wi-Fi 6 System	Date of Test	2023-03-07
Factor	DRH18-E	Temp. / Humidity	22°C /63%
Polarity	Horizontal	Site / Test Engineer	AC2 / Marvin
Test Mode	802.11b_TX_CH 11_ANT 0+1	Test Voltage	AC 120V/60Hz

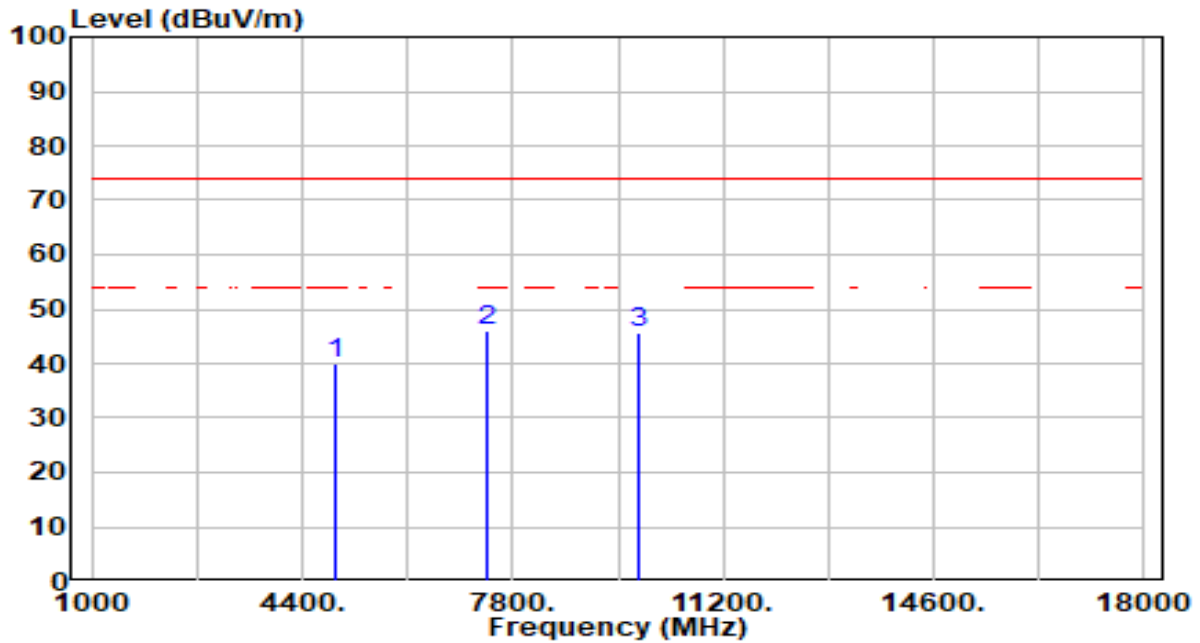


No	Frequency (MHz)	Reading (dBuV)	C.F (dB/m)	Measurement (dBuV/m)	Margin (dB)	Limit (dBuV/m)	Height (cm)	Angle (deg)	Remark (QP/PK/AV)
1	4924.000	41.59	-1.03	40.56	-33.44	74.00	100	147	Peak
2	7386.000	41.29	4.11	45.41	-28.59	74.00	100	138	Peak
3	* 9848.000	42.05	3.39	45.44	-28.56	74.00	100	9	Peak

Note:

1. " *", means this data is the worst emission level.
2. C.F (Correction Factor) = Antenna Factor (dB/m) + Cable Loss (dB) – Preamplifier(dB).
3. Measurement (dBuV/m) = Reading(dBuV) + C.F (Correction Factor).
4. The emission levels of other frequencies are very lower than the limit and not show in test report.

EUT	AX3000 Whole Home Mesh Wi-Fi 6 System	Date of Test	2023-03-07
Factor	DRH18-E	Temp. / Humidity	22°C /63%
Polarity	Vertical	Site / Test Engineer	AC2 / Marvin
Test Mode	802.11b_TX_CH 11_ANT 0+1	Test Voltage	AC 120V/60Hz

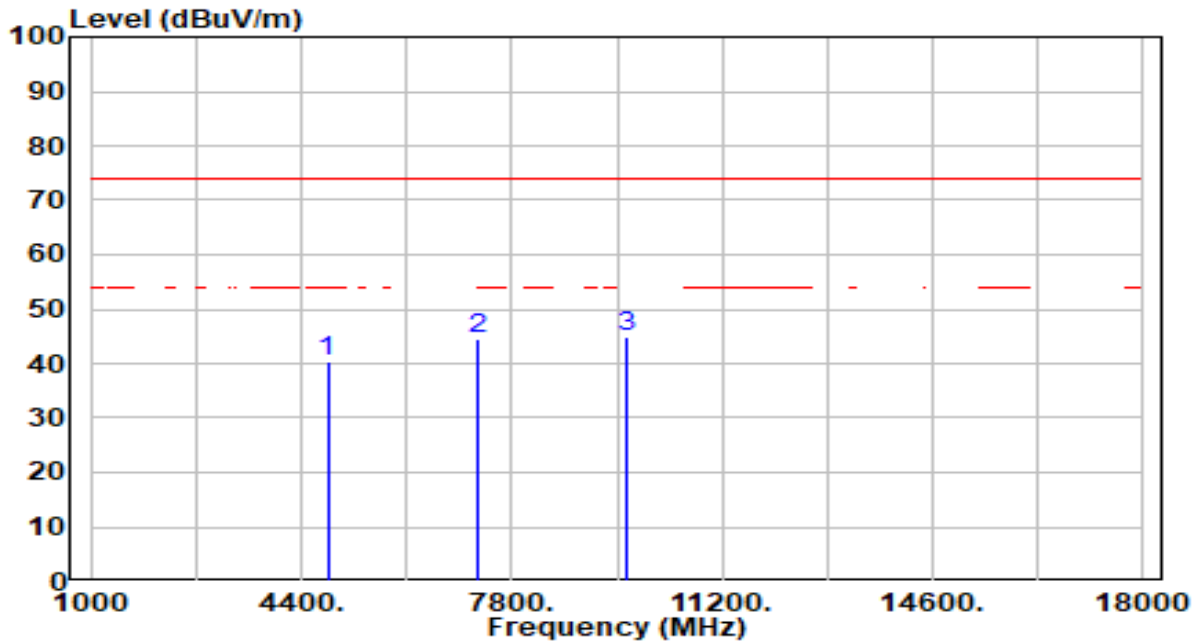


No	Frequency (MHz)	Reading (dBuV)	C.F (dB/m)	Measurement (dBuV/m)	Margin (dB)	Limit (dBuV/m)	Height (cm)	Angle (deg)	Remark (QP/PK/AV)
1	4924.000	40.94	-1.03	39.91	-34.09	74.00	100	360	Peak
2	* 7386.000	41.88	4.11	45.99	-28.01	74.00	100	72	Peak
3	9848.000	42.26	3.39	45.64	-28.36	74.00	100	160	Peak

Note:

1. " *", means this data is the worst emission level.
2. C.F (Correction Factor) = Antenna Factor (dB/m) + Cable Loss (dB) – Preamplifier(dB).
3. Measurement (dBuV/m) = Reading(dBuV) + C.F (Correction Factor).
4. The emission levels of other frequencies are very lower than the limit and not show in test report.

EUT	AX3000 Whole Home Mesh Wi-Fi 6 System	Date of Test	2023-03-07
Factor	DRH18-E	Temp. / Humidity	22°C /63%
Polarity	Horizontal	Site / Test Engineer	AC2 / Marvin
Test Mode	802.11g_TX_CH 1_ANT 0+1	Test Voltage	AC 120V/60Hz

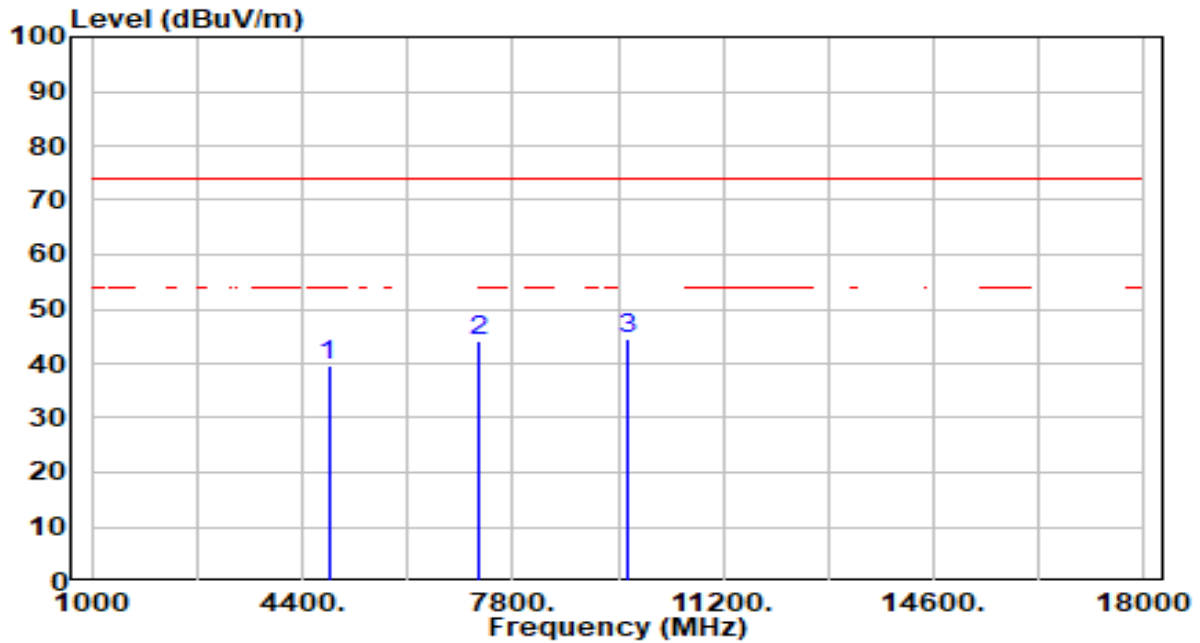


No	Frequency (MHz)	Reading (dBuV)	C.F (dB/m)	Measurement (dBuV/m)	Margin (dB)	Limit (dBuV/m)	Height (cm)	Angle (deg)	Remark (QP/PK/AV)
1	4824.000	41.45	-1.23	40.22	-33.78	74.00	100	156	Peak
2	7236.000	40.30	4.16	44.46	-29.54	74.00	100	79	Peak
3	* 9648.000	41.80	3.29	45.09	-28.91	74.00	100	333	Peak

Note:

1. " *", means this data is the worst emission level.
2. C.F (Correction Factor) = Antenna Factor (dB/m) + Cable Loss (dB) – Preamplifier(dB).
3. Measurement (dBuV/m) = Reading(dBuV) + C.F (Correction Factor).
4. The emission levels of other frequencies are very lower than the limit and not show in test report.

EUT	AX3000 Whole Home Mesh Wi-Fi 6 System	Date of Test	2023-03-07
Factor	DRH18-E	Temp. / Humidity	22°C /63%
Polarity	Vertical	Site / Test Engineer	AC2 / Marvin
Test Mode	802.11g_TX_CH 1_ANT 0+1	Test Voltage	AC 120V/60Hz

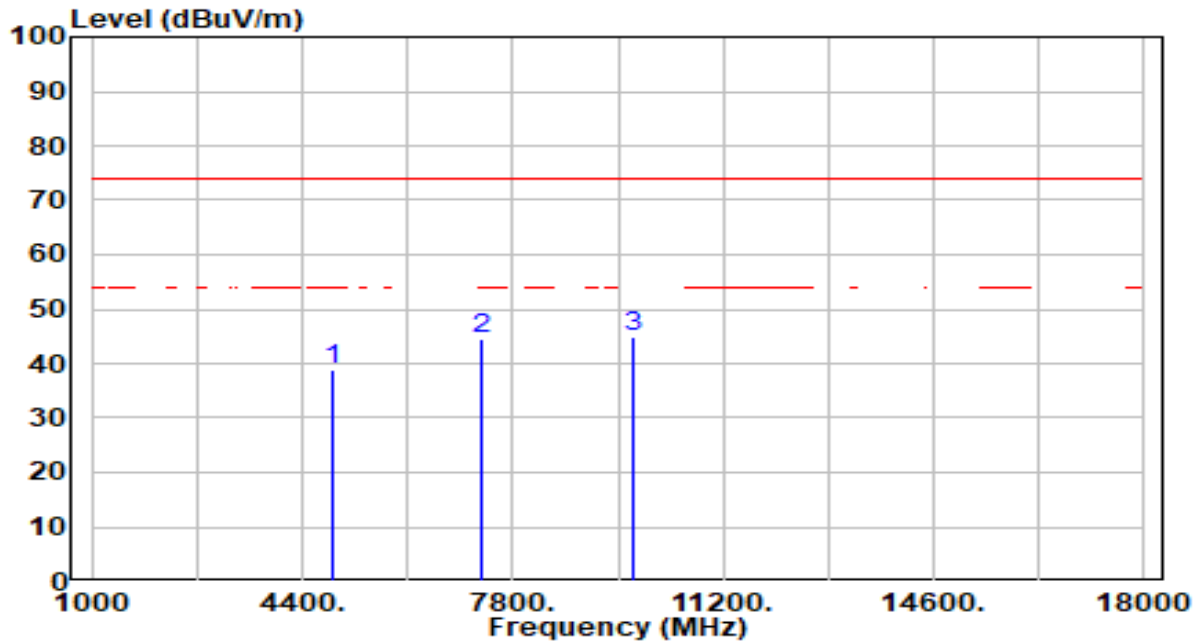


No	Frequency (MHz)	Reading (dBuV)	C.F (dB/m)	Measurement (dBuV/m)	Margin (dB)	Limit (dBuV/m)	Height (cm)	Angle (deg)	Remark (QP/PK/AV)
1	4824.000	40.95	-1.23	39.72	-34.28	74.00	100	0	Peak
2	7236.000	39.96	4.16	44.12	-29.88	74.00	100	19	Peak
3	* 9648.000	41.38	3.29	44.67	-29.33	74.00	100	139	Peak

Note:

1. " *", means this data is the worst emission level.
2. C.F (Correction Factor) = Antenna Factor (dB/m) + Cable Loss (dB) – Preamplifier(dB).
3. Measurement (dBuV/m) = Reading(dBuV) + C.F (Correction Factor).
4. The emission levels of other frequencies are very lower than the limit and not show in test report.

EUT	AX3000 Whole Home Mesh Wi-Fi 6 System	Date of Test	2023-03-07
Factor	DRH18-E	Temp. / Humidity	22°C /63%
Polarity	Horizontal	Site / Test Engineer	AC2 / Marvin
Test Mode	802.11g_TX_CH 6_ANT 0+1	Test Voltage	AC 120V/60Hz

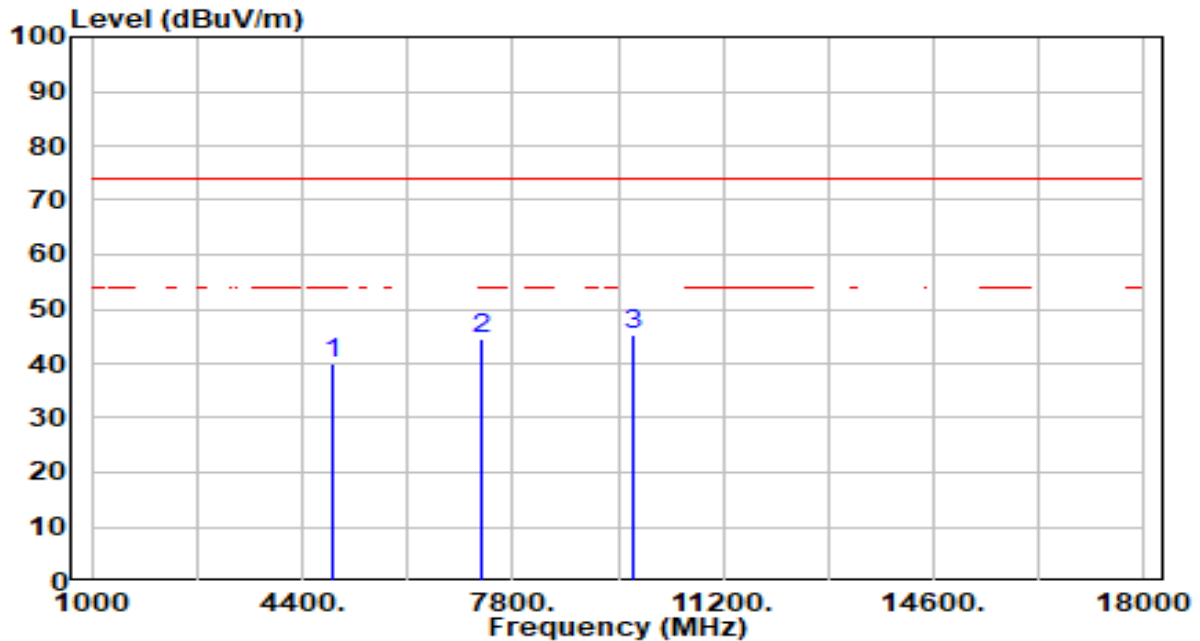


No	Frequency (MHz)	Reading (dBuV)	C.F (dB/m)	Measurement (dBuV/m)	Margin (dB)	Limit (dBuV/m)	Height (cm)	Angle (deg)	Remark (QP/PK/AV)
1	4874.000	39.85	-1.13	38.72	-35.28	74.00	100	0	Peak
2	7311.000	40.32	4.14	44.45	-29.55	74.00	100	0	Peak
3	* 9748.000	41.56	3.33	44.89	-29.11	74.00	100	0	Peak

Note:

1. " *", means this data is the worst emission level.
2. C.F (Correction Factor) = Antenna Factor (dB/m) + Cable Loss (dB) – Preamplifier(dB).
3. Measurement (dBuV/m) = Reading(dBuV) + C.F (Correction Factor).
4. The emission levels of other frequencies are very lower than the limit and not show in test report.

EUT	AX3000 Whole Home Mesh Wi-Fi 6 System	Date of Test	2023-03-07
Factor	DRH18-E	Temp. / Humidity	22°C /63%
Polarity	Vertical	Site / Test Engineer	AC2 / Marvin
Test Mode	802.11g_TX_CH 6_ANT 0+1	Test Voltage	AC 120V/60Hz

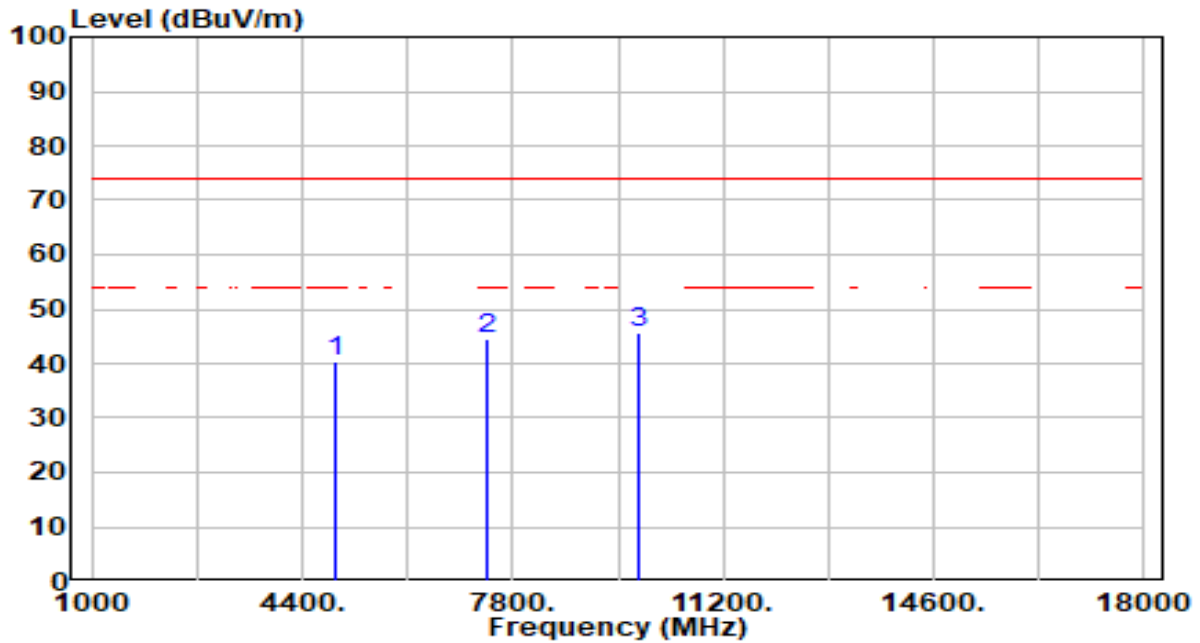


No	Frequency (MHz)	Reading (dBuV)	C.F (dB/m)	Measurement (dBuV/m)	Margin (dB)	Limit (dBuV/m)	Height (cm)	Angle (deg)	Remark (QP/PK/AV)
1	4874.000	40.99	-1.13	39.86	-34.14	74.00	100	0	Peak
2	7311.000	40.30	4.14	44.44	-29.56	74.00	100	0	Peak
3	* 9748.000	41.81	3.33	45.13	-28.87	74.00	100	0	Peak

Note:

1. " *", means this data is the worst emission level.
2. C.F (Correction Factor) = Antenna Factor (dB/m) + Cable Loss (dB) – Preamplifier(dB).
3. Measurement (dBuV/m) = Reading(dBuV) + C.F (Correction Factor).
4. The emission levels of other frequencies are very lower than the limit and not show in test report.

EUT	AX3000 Whole Home Mesh Wi-Fi 6 System	Date of Test	2023-03-07
Factor	DRH18-E	Temp. / Humidity	22°C /63%
Polarity	Horizontal	Site / Test Engineer	AC2 / Marvin
Test Mode	802.11g_TX_CH 11_ANT 0+1	Test Voltage	AC 120V/60Hz

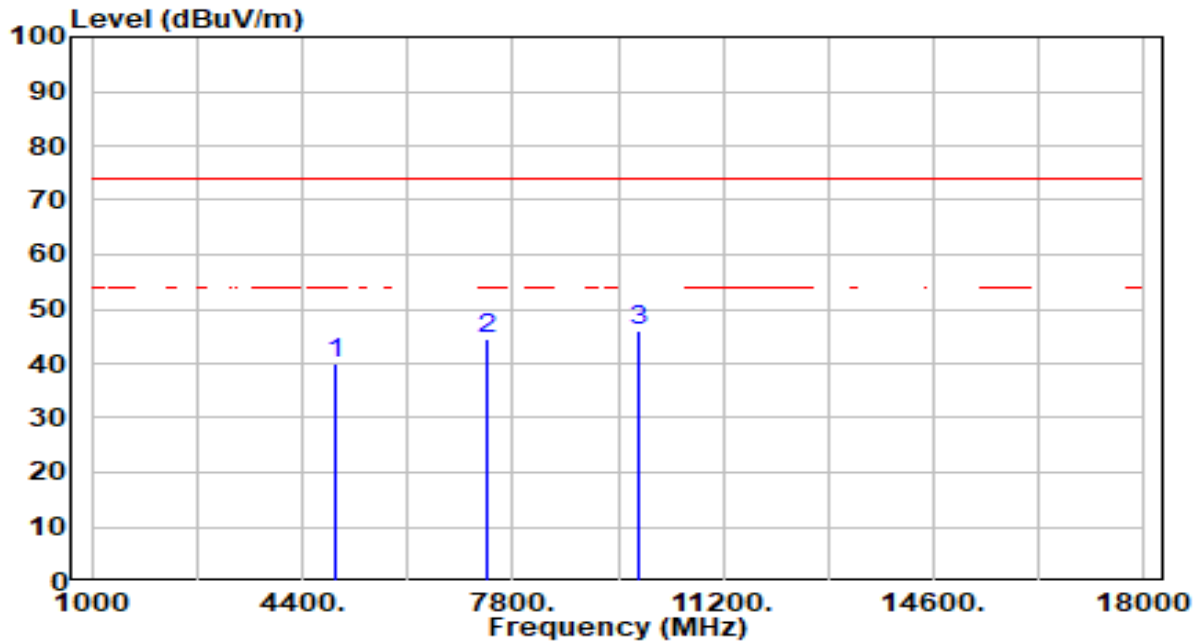


No	Frequency (MHz)	Reading (dBuV)	C.F (dB/m)	Measurement (dBuV/m)	Margin (dB)	Limit (dBuV/m)	Height (cm)	Angle (deg)	Remark (QP/PK/AV)
1	4924.000	41.39	-1.03	40.37	-33.63	74.00	100	151	Peak
2	7386.000	40.25	4.11	44.37	-29.63	74.00	100	92	Peak
3	* 9848.000	42.24	3.39	45.63	-28.37	74.00	100	266	Peak

Note:

1. " *", means this data is the worst emission level.
2. C.F (Correction Factor) = Antenna Factor (dB/m) + Cable Loss (dB) – Preamplifier(dB).
3. Measurement (dBuV/m) = Reading(dBuV) + C.F (Correction Factor).
4. The emission levels of other frequencies are very lower than the limit and not show in test report.

EUT	AX3000 Whole Home Mesh Wi-Fi 6 System	Date of Test	2023-03-07
Factor	DRH18-E	Temp. / Humidity	22°C /63%
Polarity	Vertical	Site / Test Engineer	AC2 / Marvin
Test Mode	802.11g_TX_CH 11_ANT 0+1	Test Voltage	AC 120V/60Hz

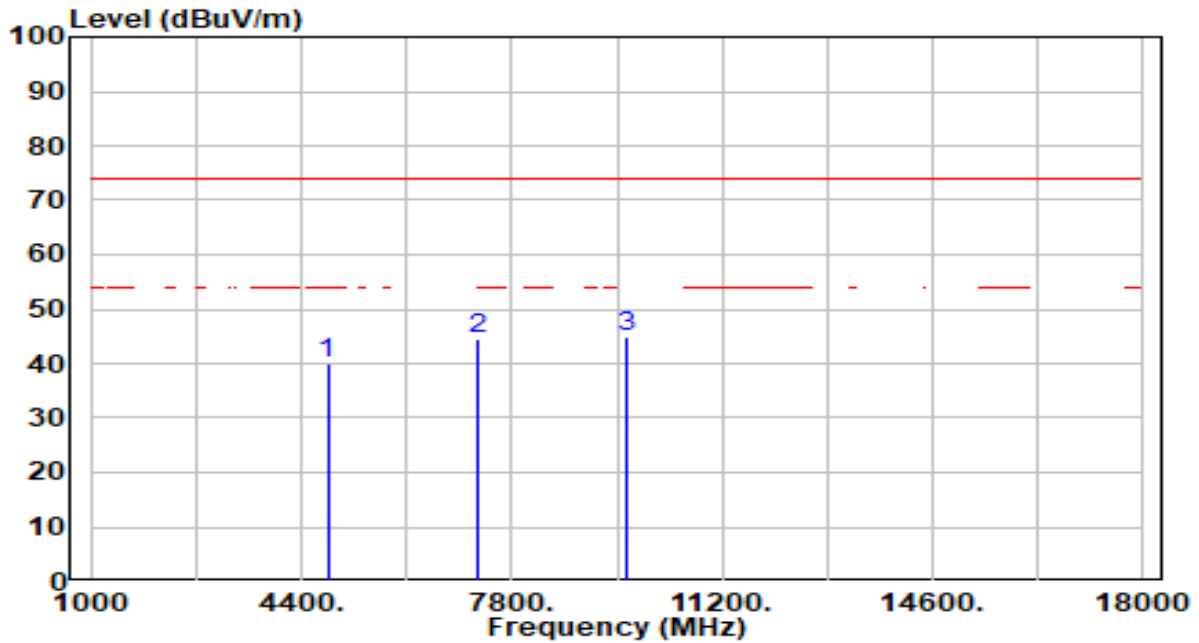


No	Frequency (MHz)	Reading (dBuV)	C.F (dB/m)	Measurement (dBuV/m)	Margin (dB)	Limit (dBuV/m)	Height (cm)	Angle (deg)	Remark (QP/PK/AV)
1	4924.000	41.17	-1.03	40.14	-33.86	74.00	100	160	Peak
2	7386.000	40.24	4.11	44.35	-29.65	74.00	100	63	Peak
3	* 9848.000	42.63	3.39	46.02	-27.98	74.00	100	48	Peak

Note:

1. " *", means this data is the worst emission level.
2. C.F (Correction Factor) = Antenna Factor (dB/m) + Cable Loss (dB) – Preamplifier(dB).
3. Measurement (dBuV/m) = Reading(dBuV) + C.F (Correction Factor).
4. The emission levels of other frequencies are very lower than the limit and not show in test report.

EUT	AX3000 Whole Home Mesh Wi-Fi 6 System	Date of Test	2023-03-07
Factor	DRH18-E	Temp. / Humidity	22°C /63%
Polarity	Horizontal	Site / Test Engineer	AC2 / Marvin
Test Mode	802.11n-20MHz_TX_CH 1_ANT 0+1	Test Voltage	AC 120V/60Hz

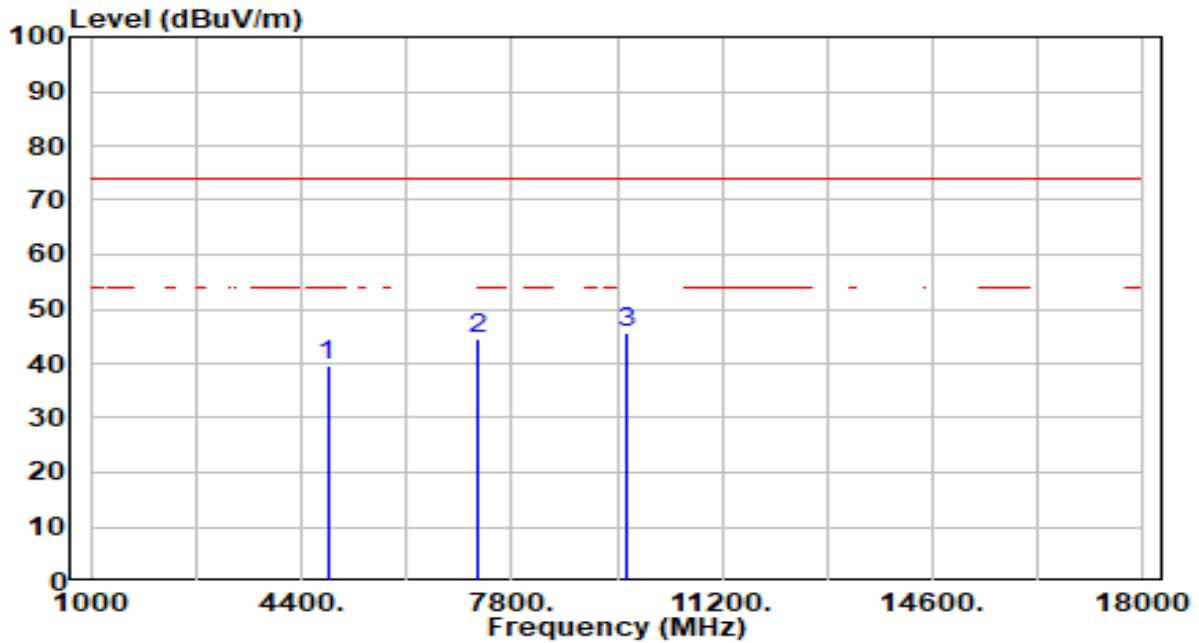


No	Frequency (MHz)	Reading (dBuV)	C.F (dB/m)	Measurement (dBuV/m)	Margin (dB)	Limit (dBuV/m)	Height (cm)	Angle (deg)	Remark (QP/PK/AV)
1	4824.000	41.14	-1.23	39.91	-34.09	74.00	100	296	Peak
2	7236.000	40.18	4.16	44.34	-29.66	74.00	100	62	Peak
3	* 9648.000	41.53	3.29	44.82	-29.18	74.00	100	159	Peak

Note:

1. " *", means this data is the worst emission level.
2. C.F (Correction Factor) = Antenna Factor (dB/m) + Cable Loss (dB) – Preamplifier(dB).
3. Measurement (dBuV/m) = Reading(dBuV) + C.F (Correction Factor).
4. The emission levels of other frequencies are very lower than the limit and not show in test report.

EUT	AX3000 Whole Home Mesh Wi-Fi 6 System	Date of Test	2023-03-07
Factor	DRH18-E	Temp. / Humidity	22°C /63%
Polarity	Vertical	Site / Test Engineer	AC2 / Marvin
Test Mode	802.11n-20MHz_TX_CH 1_ANT 0+1	Test Voltage	AC 120V/60Hz

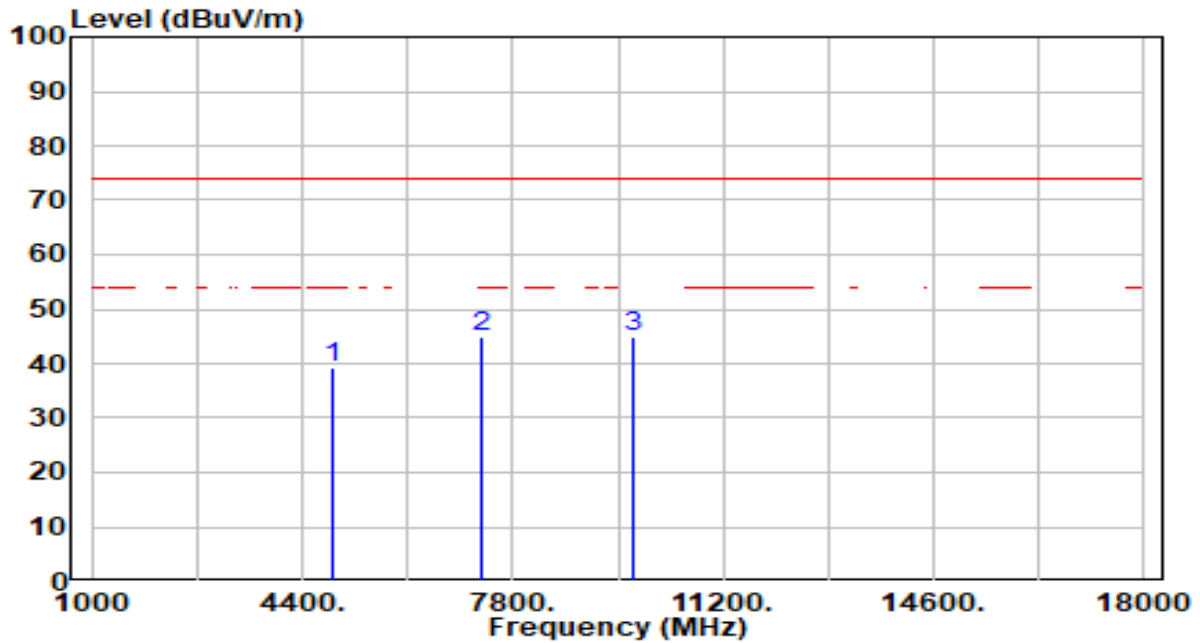


No	Frequency (MHz)	Reading (dBuV)	C.F (dB/m)	Measurement (dBuV/m)	Margin (dB)	Limit (dBuV/m)	Height (cm)	Angle (deg)	Remark (QP/PK/AV)
1	4824.000	40.97	-1.23	39.74	-34.26	74.00	100	213	Peak
2	7236.000	40.23	4.16	44.39	-29.61	74.00	100	109	Peak
3	* 9648.000	42.27	3.29	45.56	-28.44	74.00	100	0	Peak

Note:

1. " *", means this data is the worst emission level.
2. C.F (Correction Factor) = Antenna Factor (dB/m) + Cable Loss (dB) – Preamplifier(dB).
3. Measurement (dBuV/m) = Reading(dBuV) + C.F (Correction Factor).
4. The emission levels of other frequencies are very lower than the limit and not show in test report.

EUT	AX3000 Whole Home Mesh Wi-Fi 6 System	Date of Test	2023-03-07
Factor	DRH18-E	Temp. / Humidity	22°C /63%
Polarity	Horizontal	Site / Test Engineer	AC2 / Marvin
Test Mode	802.11n-20MHz_TX_CH 6_ANT 0+1	Test Voltage	AC 120V/60Hz

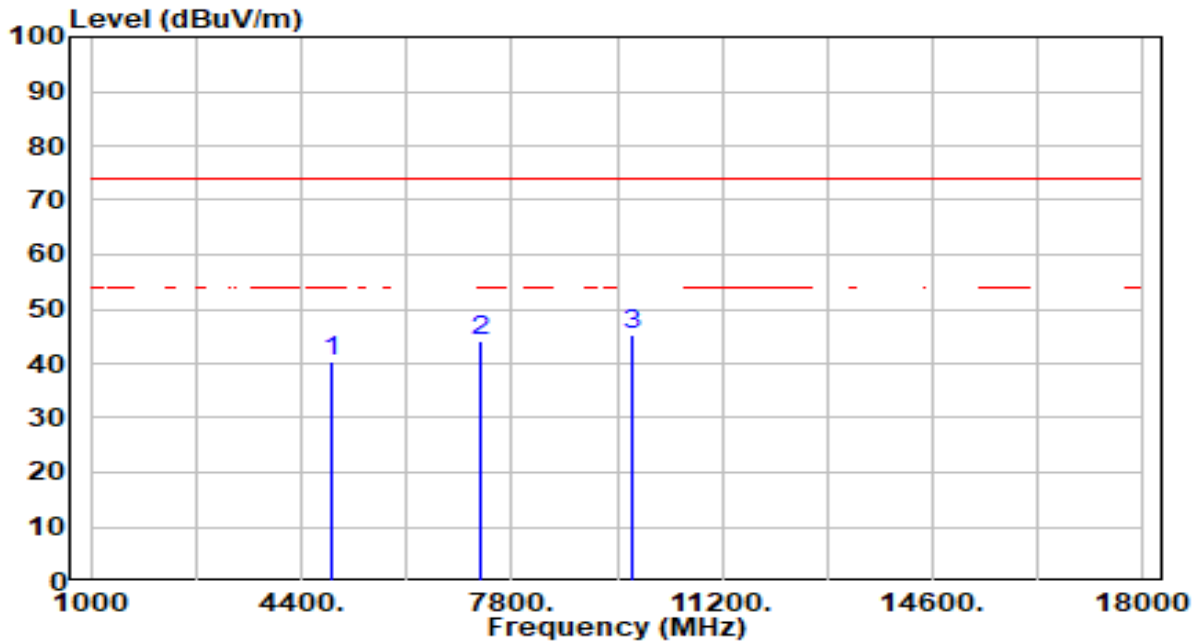


No	Frequency (MHz)	Reading (dBuV)	C.F (dB/m)	Measurement (dBuV/m)	Margin (dB)	Limit (dBuV/m)	Height (cm)	Angle (deg)	Remark (QP/PK/AV)
1	4874.000	40.55	-1.13	39.42	-34.58	74.00	100	226	Peak
2	7311.000	40.78	4.14	44.91	-29.09	74.00	100	93	Peak
3	* 9748.000	41.67	3.33	45.00	-29.00	74.00	100	318	Peak

Note:

1. " *", means this data is the worst emission level.
2. C.F (Correction Factor) = Antenna Factor (dB/m) + Cable Loss (dB) – Preamplifier(dB).
3. Measurement (dBuV/m) = Reading(dBuV) + C.F (Correction Factor).
4. The emission levels of other frequencies are very lower than the limit and not show in test report.

EUT	AX3000 Whole Home Mesh Wi-Fi 6 System	Date of Test	2023-03-07
Factor	DRH18-E	Temp. / Humidity	22°C /63%
Polarity	Vertical	Site / Test Engineer	AC2 / Marvin
Test Mode	802.11n-20MHz_TX_CH 6_ANT 0+1	Test Voltage	AC 120V/60Hz

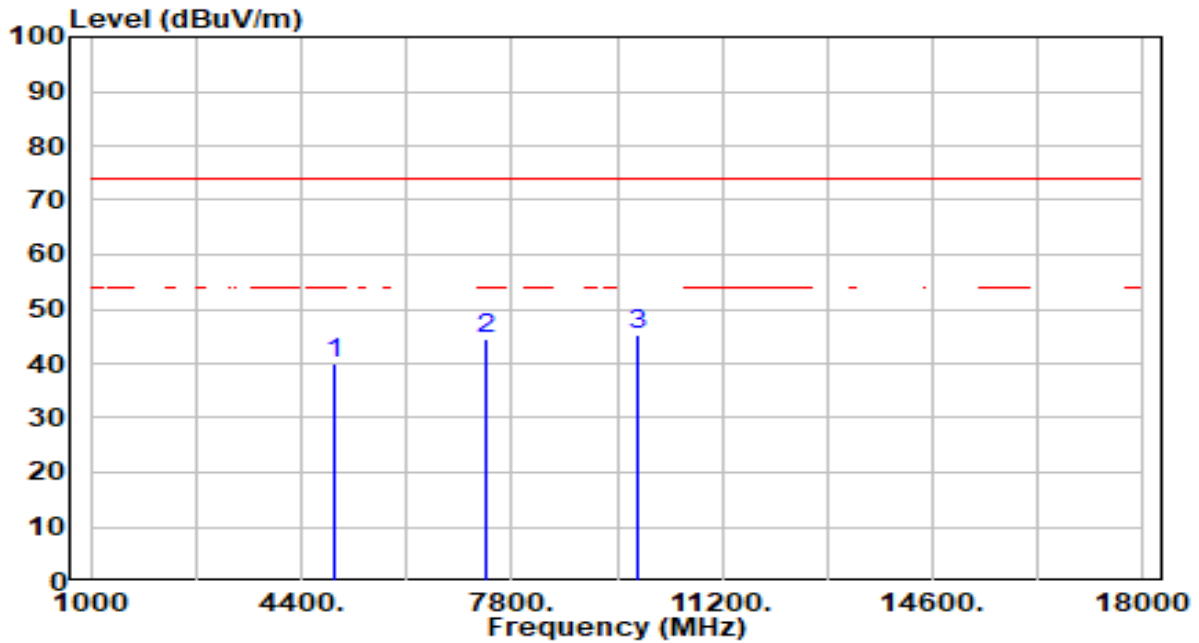


No	Frequency (MHz)	Reading (dBuV)	C.F (dB/m)	Measurement (dBuV/m)	Margin (dB)	Limit (dBuV/m)	Height (cm)	Angle (deg)	Remark (QP/PK/AV)
1	4874.000	41.49	-1.13	40.36	-33.64	74.00	100	156	Peak
2	7311.000	40.13	4.14	44.27	-29.73	74.00	100	360	Peak
3	* 9748.000	42.03	3.33	45.36	-28.64	74.00	100	24	Peak

Note:

1. " *", means this data is the worst emission level.
2. C.F (Correction Factor) = Antenna Factor (dB/m) + Cable Loss (dB) – Preamplifier(dB).
3. Measurement (dBuV/m) = Reading(dBuV) + C.F (Correction Factor).
4. The emission levels of other frequencies are very lower than the limit and not show in test report.

EUT	AX3000 Whole Home Mesh Wi-Fi 6 System	Date of Test	2023-03-07
Factor	DRH18-E	Temp. / Humidity	22°C /63%
Polarity	Horizontal	Site / Test Engineer	AC2 / Marvin
Test Mode	802.11n-20MHz_TX_CH 11_ANT 0+1	Test Voltage	AC 120V/60Hz

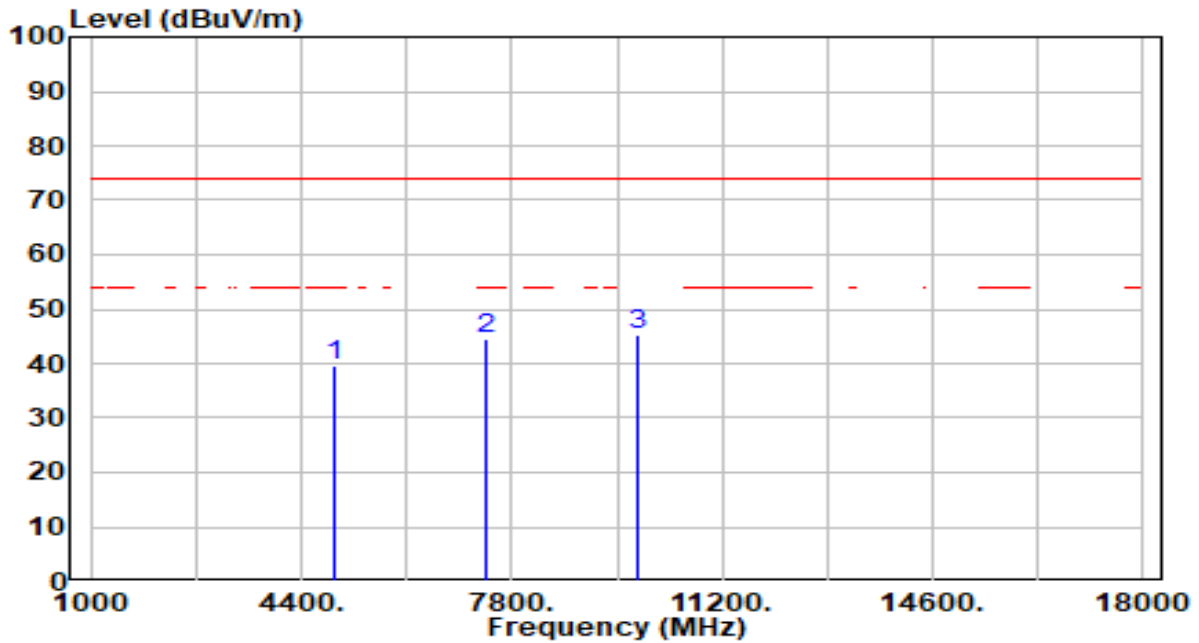


No	Frequency (MHz)	Reading (dBuV)	C.F (dB/m)	Measurement (dBuV/m)	Margin (dB)	Limit (dBuV/m)	Height (cm)	Angle (deg)	Remark (QP/PK/AV)
1	4924.000	41.08	-1.03	40.05	-33.95	74.00	100	335	Peak
2	7386.000	40.31	4.11	44.42	-29.58	74.00	100	70	Peak
3	* 9848.000	41.74	3.39	45.13	-28.87	74.00	100	73	Peak

Note:

1. " *", means this data is the worst emission level.
2. C.F (Correction Factor) = Antenna Factor (dB/m) + Cable Loss (dB) – Preamplifier(dB).
3. Measurement (dBuV/m) = Reading(dBuV) + C.F (Correction Factor).
4. The emission levels of other frequencies are very lower than the limit and not show in test report.

EUT	AX3000 Whole Home Mesh Wi-Fi 6 System	Date of Test	2023-03-07
Factor	DRH18-E	Temp. / Humidity	22°C /63%
Polarity	Vertical	Site / Test Engineer	AC2 / Marvin
Test Mode	802.11n-20MHz_TX_CH 11_ANT 0+1	Test Voltage	AC 120V/60Hz

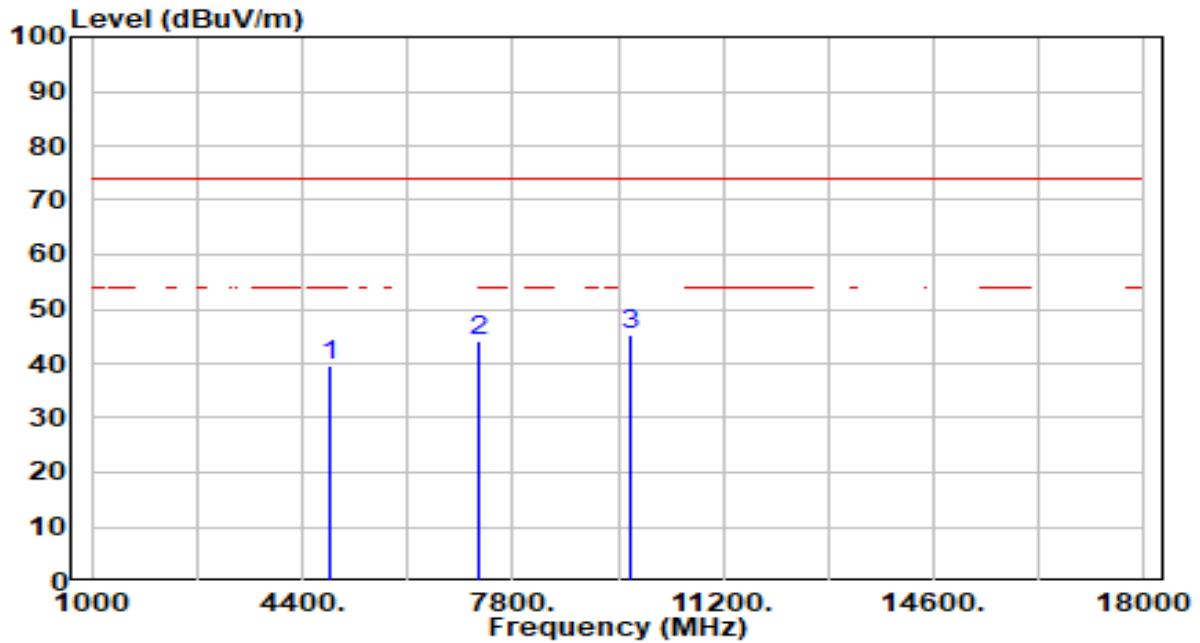


No	Frequency (MHz)	Reading (dBuV)	C.F (dB/m)	Measurement (dBuV/m)	Margin (dB)	Limit (dBuV/m)	Height (cm)	Angle (deg)	Remark (QP/PK/AV)
1	4924.000	40.81	-1.03	39.78	-34.22	74.00	100	195	Peak
2	7386.000	40.37	4.11	44.48	-29.52	74.00	100	242	Peak
3	* 9848.000	41.78	3.39	45.17	-28.83	74.00	100	307	Peak

Note:

1. " *", means this data is the worst emission level.
2. C.F (Correction Factor) = Antenna Factor (dB/m) + Cable Loss (dB) – Preamplifier(dB).
3. Measurement (dBuV/m) = Reading(dBuV) + C.F (Correction Factor).
4. The emission levels of other frequencies are very lower than the limit and not show in test report.

EUT	AX3000 Whole Home Mesh Wi-Fi 6 System	Date of Test	2023-03-07
Factor	DRH18-E	Temp. / Humidity	22°C /63%
Polarity	Horizontal	Site / Test Engineer	AC2 / Marvin
Test Mode	802.11n-40MHz_TX_CH 3_ANT 0+1	Test Voltage	AC 120V/60Hz

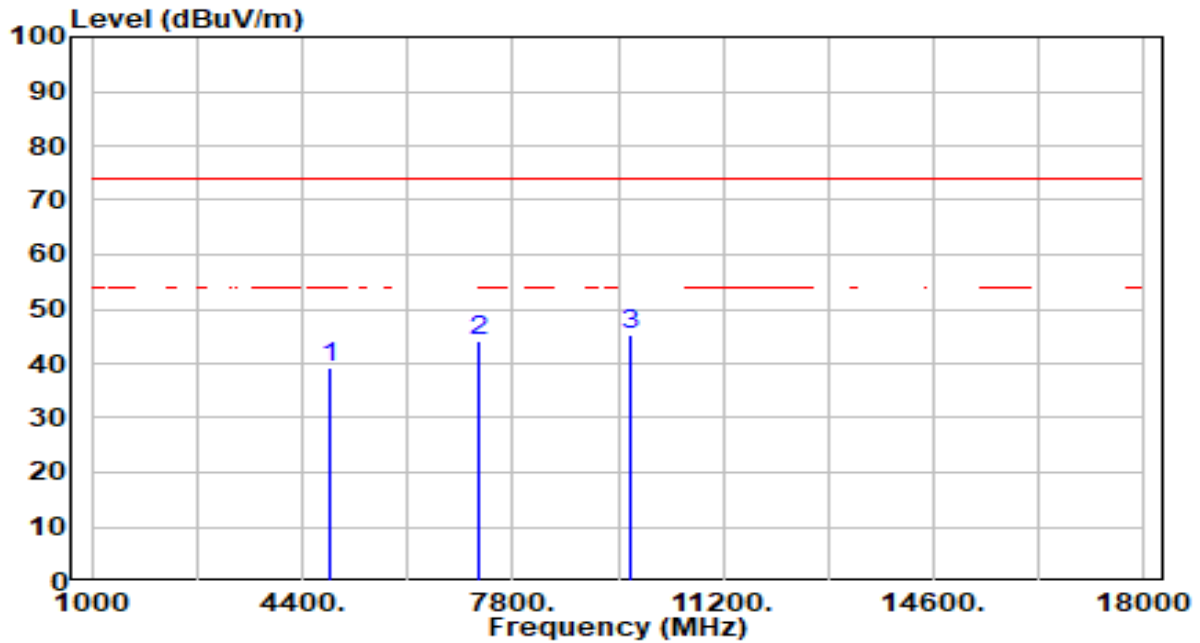


No	Frequency (MHz)	Reading (dBuV)	C.F (dB/m)	Measurement (dBuV/m)	Margin (dB)	Limit (dBuV/m)	Height (cm)	Angle (deg)	Remark (QP/PK/AV)
1	4844.000	40.88	-1.19	39.69	-34.31	74.00	100	44	Peak
2	7266.000	40.02	4.15	44.17	-29.83	74.00	100	36	Peak
3	* 9688.000	41.86	3.30	45.16	-28.84	74.00	100	71	Peak

Note:

1. " *", means this data is the worst emission level.
2. C.F (Correction Factor) = Antenna Factor (dB/m) + Cable Loss (dB) – Preamplifier(dB).
3. Measurement (dBuV/m) = Reading(dBuV) + C.F (Correction Factor).
4. The emission levels of other frequencies are very lower than the limit and not show in test report.

EUT	AX3000 Whole Home Mesh Wi-Fi 6 System	Date of Test	2023-03-07
Factor	DRH18-E	Temp. / Humidity	22°C /63%
Polarity	Vertical	Site / Test Engineer	AC2 / Marvin
Test Mode	802.11n-40MHz_TX_CH 3_ANT 0+1	Test Voltage	AC 120V/60Hz

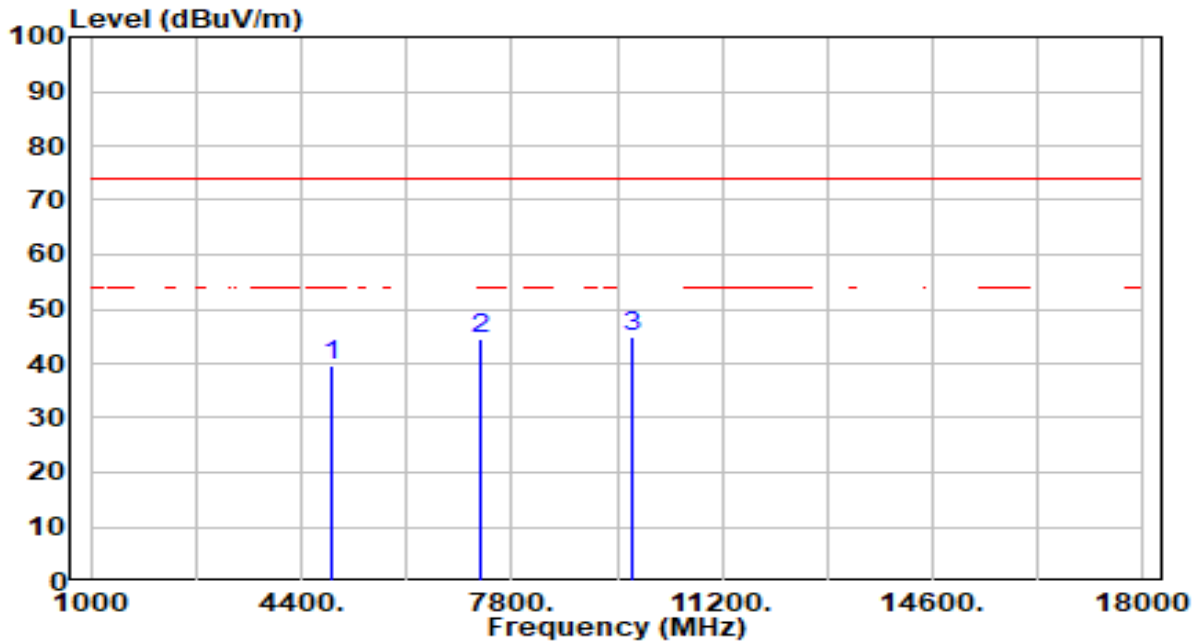


No	Frequency (MHz)	Reading (dBuV)	C.F (dB/m)	Measurement (dBuV/m)	Margin (dB)	Limit (dBuV/m)	Height (cm)	Angle (deg)	Remark (QP/PK/AV)
1	4844.000	40.43	-1.19	39.24	-34.76	74.00	100	360	Peak
2	7266.000	40.18	4.15	44.33	-29.67	74.00	100	12	Peak
3	* 9688.000	41.87	3.30	45.18	-28.82	74.00	100	42	Peak

Note:

1. " *", means this data is the worst emission level.
2. C.F (Correction Factor) = Antenna Factor (dB/m) + Cable Loss (dB) – Preamplifier(dB).
3. Measurement (dBuV/m) = Reading(dBuV) + C.F (Correction Factor).
4. The emission levels of other frequencies are very lower than the limit and not show in test report.

EUT	AX3000 Whole Home Mesh Wi-Fi 6 System	Date of Test	2023-03-07
Factor	DRH18-E	Temp. / Humidity	22°C /63%
Polarity	Horizontal	Site / Test Engineer	AC2 / Marvin
Test Mode	802.11n-40MHz_TX_CH 6_ANT 0+1	Test Voltage	AC 120V/60Hz

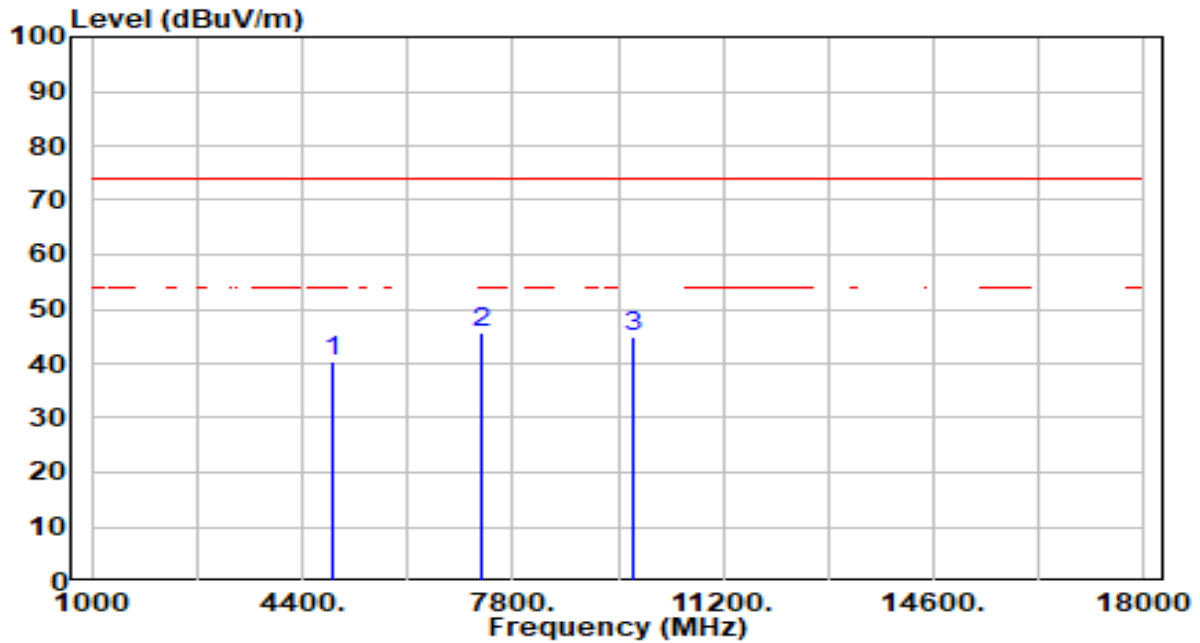


No	Frequency (MHz)	Reading (dBuV)	C.F (dB/m)	Measurement (dBuV/m)	Margin (dB)	Limit (dBuV/m)	Height (cm)	Angle (deg)	Remark (QP/PK/AV)
1	4874.000	40.60	-1.13	39.48	-34.52	74.00	100	121	Peak
2	7311.000	40.47	4.14	44.60	-29.40	74.00	100	133	Peak
3	* 9748.000	41.40	3.33	44.72	-29.28	74.00	100	0	Peak

Note:

1. " *", means this data is the worst emission level.
2. C.F (Correction Factor) = Antenna Factor (dB/m) + Cable Loss (dB) – Preamplifier(dB).
3. Measurement (dBuV/m) = Reading(dBuV) + C.F (Correction Factor).
4. The emission levels of other frequencies are very lower than the limit and not show in test report.

EUT	AX3000 Whole Home Mesh Wi-Fi 6 System	Date of Test	2023-03-07
Factor	DRH18-E	Temp. / Humidity	22°C /63%
Polarity	Vertical	Site / Test Engineer	AC2 / Marvin
Test Mode	802.11n-40MHz_TX_CH 6_ANT 0+1	Test Voltage	AC 120V/60Hz

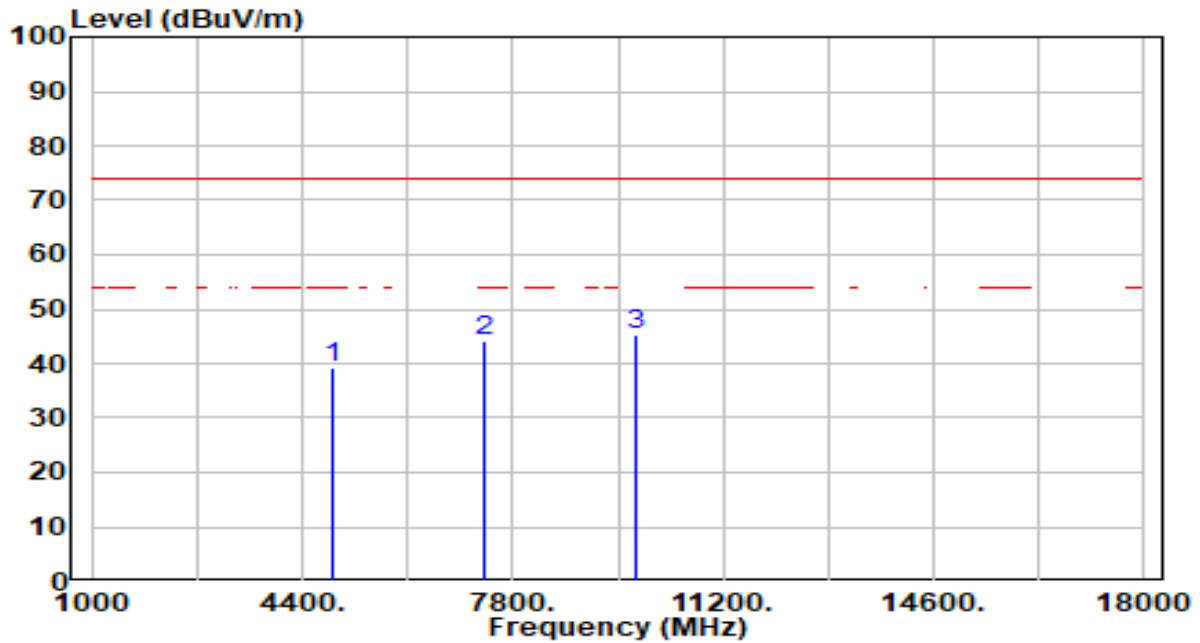


No	Frequency (MHz)	Reading (dBuV)	C.F (dB/m)	Measurement (dBuV/m)	Margin (dB)	Limit (dBuV/m)	Height (cm)	Angle (deg)	Remark (QP/PK/AV)
1	4874.000	41.33	-1.13	40.20	-33.80	74.00	100	68	Peak
2	* 7311.000	41.57	4.14	45.70	-28.30	74.00	100	160	Peak
3	9748.000	41.59	3.33	44.91	-29.09	74.00	100	359	Peak

Note:

1. " *", means this data is the worst emission level.
2. C.F (Correction Factor) = Antenna Factor (dB/m) + Cable Loss (dB) – Preamplifier(dB).
3. Measurement (dBuV/m) = Reading(dBuV) + C.F (Correction Factor).
4. The emission levels of other frequencies are very lower than the limit and not show in test report.

EUT	AX3000 Whole Home Mesh Wi-Fi 6 System	Date of Test	2023-03-07
Factor	DRH18-E	Temp. / Humidity	22°C /63%
Polarity	Horizontal	Site / Test Engineer	AC2 / Marvin
Test Mode	802.11n-40MHz_TX_CH 9_ANT 0+1	Test Voltage	AC 120V/60Hz

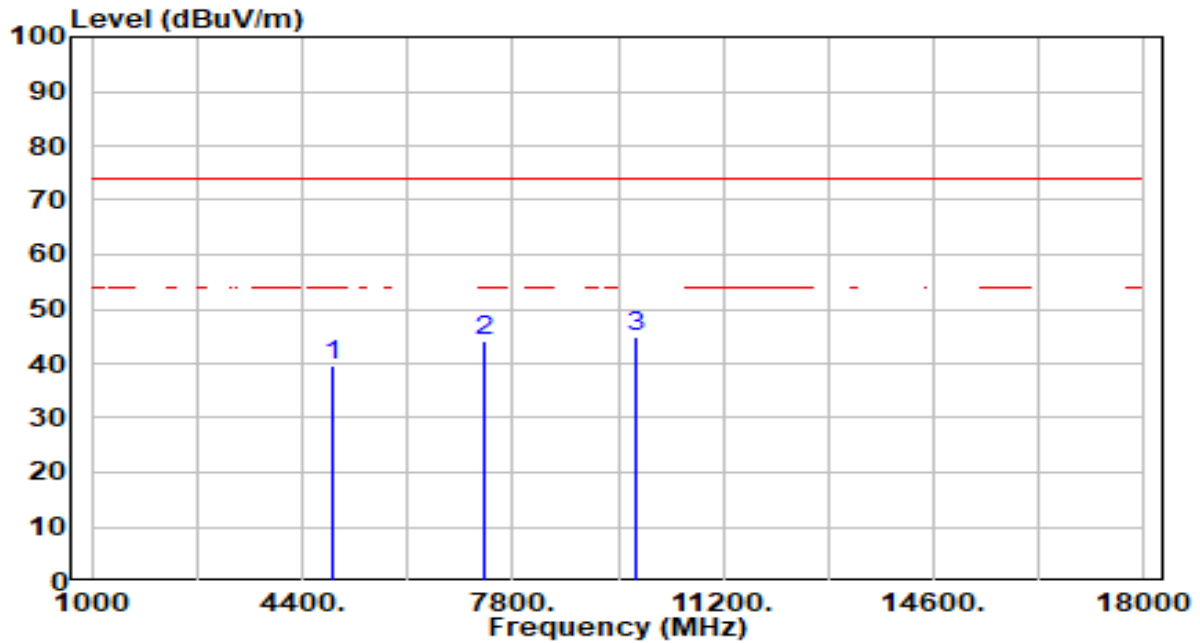


No	Frequency (MHz)	Reading (dBuV)	C.F (dB/m)	Measurement (dBuV/m)	Margin (dB)	Limit (dBuV/m)	Height (cm)	Angle (deg)	Remark (QP/PK/AV)
1	4904.000	40.21	-1.07	39.15	-34.85	74.00	100	88	Peak
2	7356.000	40.13	4.12	44.25	-29.75	74.00	100	268	Peak
3	* 9808.000	41.79	3.35	45.15	-28.85	74.00	100	0	Peak

Note:

1. " *", means this data is the worst emission level.
2. C.F (Correction Factor) = Antenna Factor (dB/m) + Cable Loss (dB) – Preamplifier(dB).
3. Measurement (dBuV/m) = Reading(dBuV) + C.F (Correction Factor).
4. The emission levels of other frequencies are very lower than the limit and not show in test report.

EUT	AX3000 Whole Home Mesh Wi-Fi 6 System	Date of Test	2023-03-07
Factor	DRH18-E	Temp. / Humidity	22°C /63%
Polarity	Vertical	Site / Test Engineer	AC2 / Marvin
Test Mode	802.11n-40MHz_TX_CH 9_ANT 0+1	Test Voltage	AC 120V/60Hz

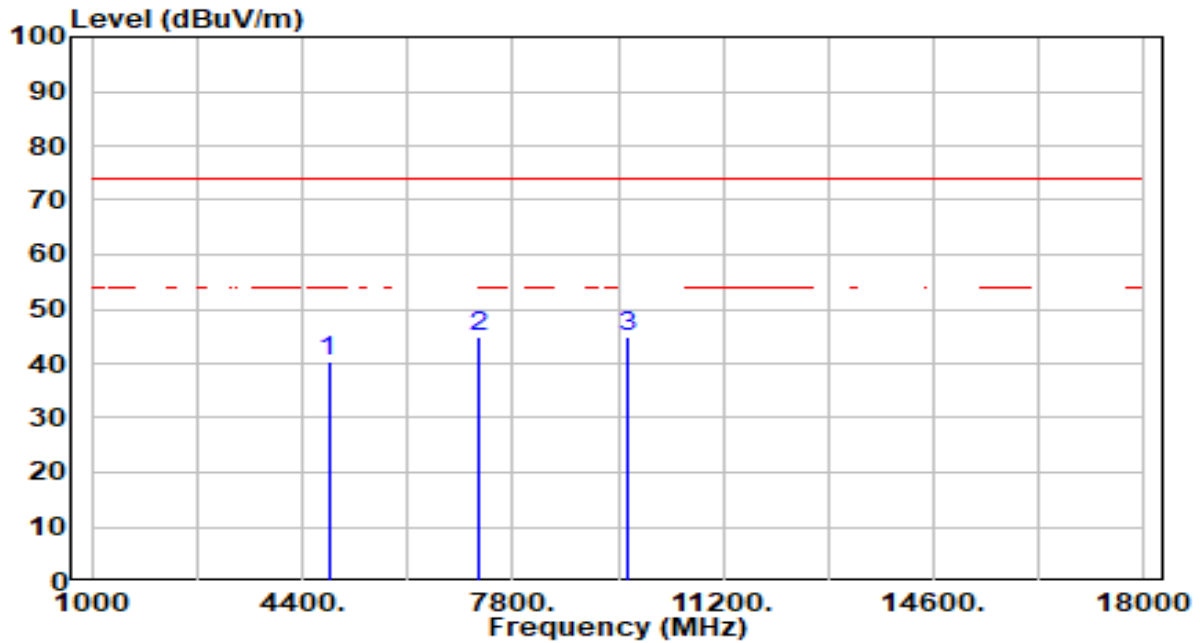


No	Frequency (MHz)	Reading (dBuV)	C.F (dB/m)	Measurement (dBuV/m)	Margin (dB)	Limit (dBuV/m)	Height (cm)	Angle (deg)	Remark (QP/PK/AV)
1	4904.000	40.56	-1.07	39.49	-34.51	74.00	100	94	Peak
2	7356.000	40.01	4.12	44.13	-29.87	74.00	100	360	Peak
3	* 9808.000	41.73	3.35	45.08	-28.92	74.00	100	360	Peak

Note:

1. " *", means this data is the worst emission level.
2. C.F (Correction Factor) = Antenna Factor (dB/m) + Cable Loss (dB) – Preamplifier(dB).
3. Measurement (dBuV/m) = Reading(dBuV) + C.F (Correction Factor).
4. The emission levels of other frequencies are very lower than the limit and not show in test report.

EUT	AX3000 Whole Home Mesh Wi-Fi 6 System	Date of Test	2023-03-07
Factor	DRH18-E	Temp. / Humidity	22°C /63%
Polarity	Horizontal	Site / Test Engineer	AC2 / Marvin
Test Mode	802.11ax-20MHz_TX_CH 1_ANT 0+1	Test Voltage	AC 120V/60Hz

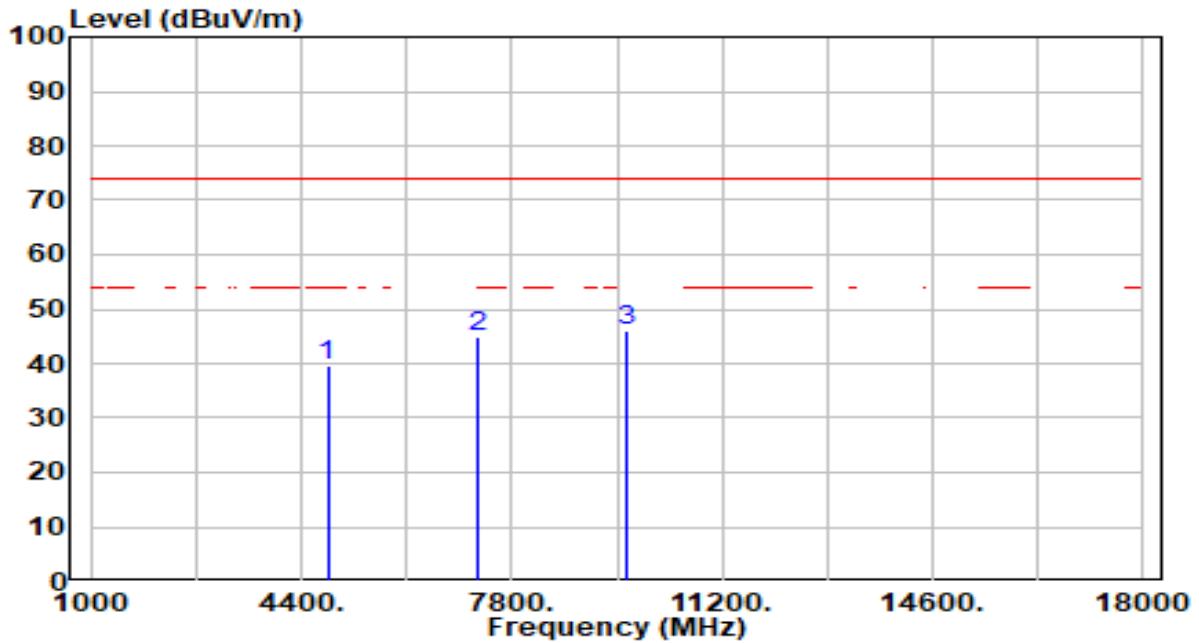


No	Frequency (MHz)	Reading (dBuV)	C.F (dB/m)	Measurement (dBuV/m)	Margin (dB)	Limit (dBuV/m)	Height (cm)	Angle (deg)	Remark (QP/PK/AV)
1	4824.000	41.78	-1.23	40.55	-33.45	74.00	100	58	Peak
2	7236.000	40.79	4.16	44.95	-29.05	74.00	100	162	Peak
3	* 9648.000	41.77	3.29	45.05	-28.95	74.00	100	82	Peak

Note:

1. " *", means this data is the worst emission level.
2. C.F (Correction Factor) = Antenna Factor (dB/m) + Cable Loss (dB) – Preamplifier(dB).
3. Measurement (dBuV/m) = Reading(dBuV) + C.F (Correction Factor).
4. The emission levels of other frequencies are very lower than the limit and not show in test report.

EUT	AX3000 Whole Home Mesh Wi-Fi 6 System	Date of Test	2023-03-07
Factor	DRH18-E	Temp. / Humidity	22°C /63%
Polarity	Vertical	Site / Test Engineer	AC2 / Marvin
Test Mode	802.11ax-20MHz_TX_CH 1_ANT 0+1	Test Voltage	AC 120V/60Hz

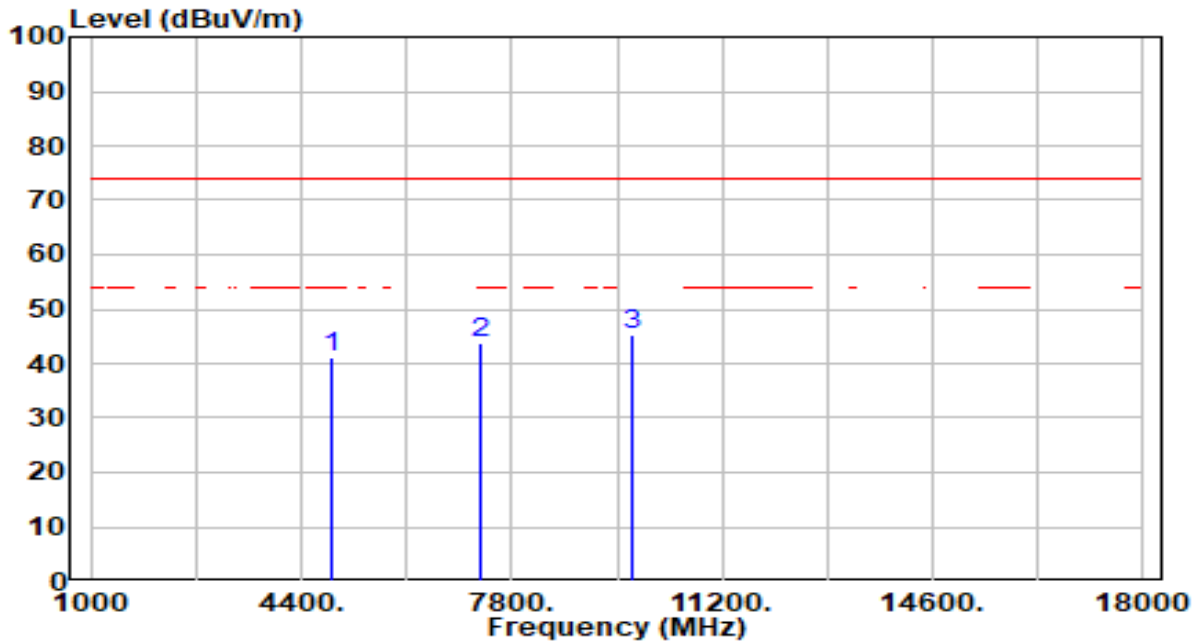


No	Frequency (MHz)	Reading (dBuV)	C.F (dB/m)	Measurement (dBuV/m)	Margin (dB)	Limit (dBuV/m)	Height (cm)	Angle (deg)	Remark (QP/PK/AV)
1	4824.000	40.95	-1.23	39.72	-34.28	74.00	100	42	Peak
2	7236.000	40.82	4.16	44.98	-29.02	74.00	100	360	Peak
3	* 9648.000	42.86	3.29	46.15	-27.85	74.00	100	139	Peak

Note:

1. " *", means this data is the worst emission level.
2. C.F (Correction Factor) = Antenna Factor (dB/m) + Cable Loss (dB) – Preamplifier(dB).
3. Measurement (dBuV/m) = Reading(dBuV) + C.F (Correction Factor).
4. The emission levels of other frequencies are very lower than the limit and not show in test report.

EUT	AX3000 Whole Home Mesh Wi-Fi 6 System	Date of Test	2023-03-07
Factor	DRH18-E	Temp. / Humidity	22°C /63%
Polarity	Horizontal	Site / Test Engineer	AC2 / Marvin
Test Mode	802.11ax-20MHz_TX_CH 6_ANT 0+1	Test Voltage	AC 120V/60Hz

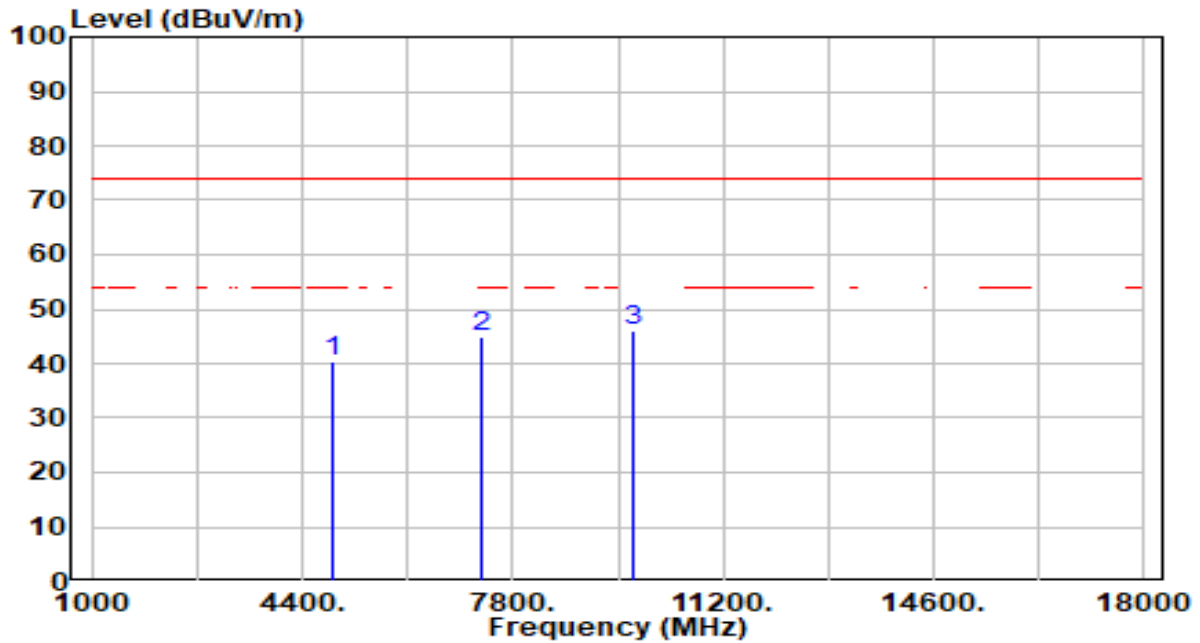


No	Frequency (MHz)	Reading (dBUV)	C.F (dB/m)	Measurement (dBUV/m)	Margin (dB)	Limit (dBUV/m)	Height (cm)	Angle (deg)	Remark (QP/PK/AV)
1	4874.000	42.13	-1.13	41.00	-33.00	74.00	100	0	Peak
2	7311.000	39.58	4.14	43.72	-30.28	74.00	100	304	Peak
3	* 9748.000	41.92	3.33	45.25	-28.75	74.00	100	165	Peak

Note:

1. " *", means this data is the worst emission level.
2. C.F (Correction Factor) = Antenna Factor (dB/m) + Cable Loss (dB) – Preamplifier(dB).
3. Measurement (dBUV/m) = Reading(dBUV) + C.F (Correction Factor).
4. The emission levels of other frequencies are very lower than the limit and not show in test report.

EUT	AX3000 Whole Home Mesh Wi-Fi 6 System	Date of Test	2023-03-07
Factor	DRH18-E	Temp. / Humidity	22°C /63%
Polarity	Vertical	Site / Test Engineer	AC2 / Marvin
Test Mode	802.11ax-20MHz_TX_CH 6_ANT 0+1	Test Voltage	AC 120V/60Hz

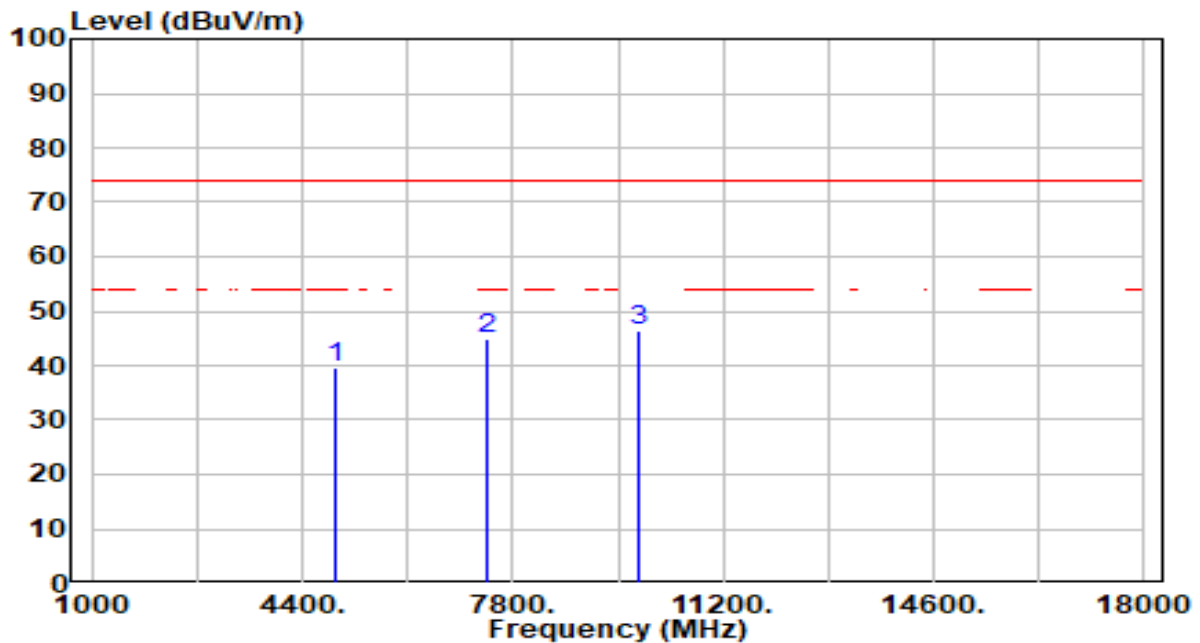


No	Frequency (MHz)	Reading (dBuV)	C.F (dB/m)	Measurement (dBuV/m)	Margin (dB)	Limit (dBuV/m)	Height (cm)	Angle (deg)	Remark (QP/PK/AV)
1	4874.000	41.63	-1.13	40.50	-33.50	74.00	100	159	Peak
2	7311.000	40.68	4.14	44.82	-29.18	74.00	100	127	Peak
3	* 9748.000	42.64	3.33	45.96	-28.04	74.00	100	171	Peak

Note:

1. " *", means this data is the worst emission level.
2. C.F (Correction Factor) = Antenna Factor (dB/m) + Cable Loss (dB) – Preamplifier(dB).
3. Measurement (dBuV/m) = Reading(dBuV) + C.F (Correction Factor).
4. The emission levels of other frequencies are very lower than the limit and not show in test report.

EUT	AX3000 Whole Home Mesh Wi-Fi 6 System	Date of Test	2023-03-07
Factor	DRH18-E	Temp. / Humidity	22°C /63%
Polarity	Horizontal	Site / Test Engineer	AC2 / Marvin
Test Mode	802.11ax-20MHz_TX_CH 11_ANT 0+1	Test Voltage	AC 120V/60Hz

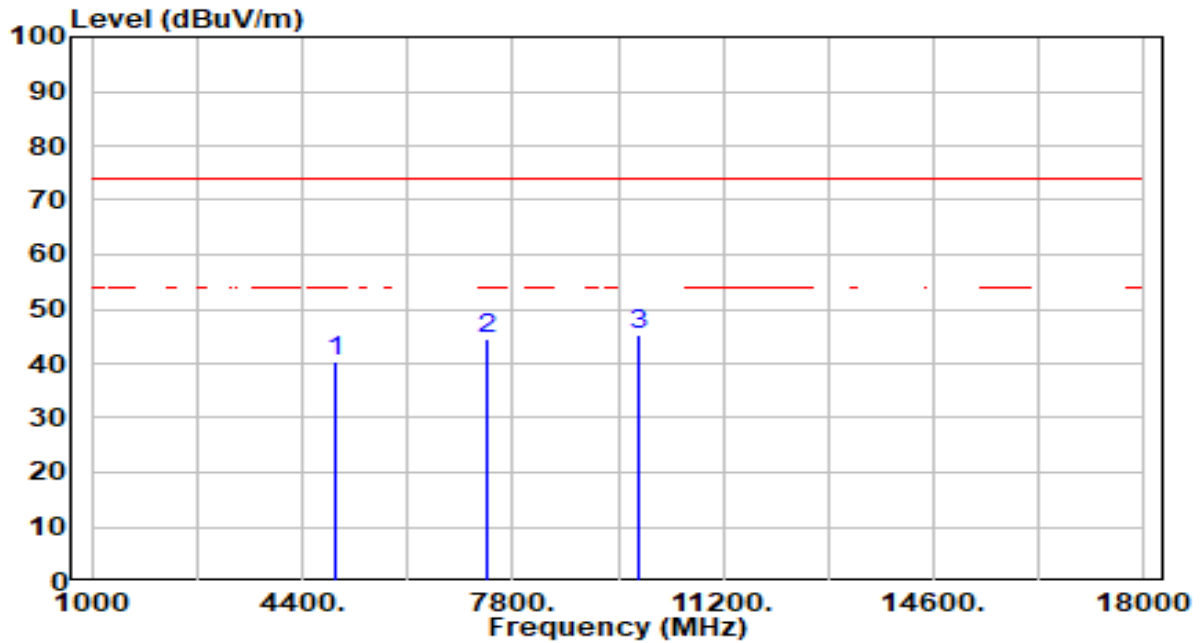


No	Frequency (MHz)	Reading (dBuV)	C.F (dB/m)	Measurement (dBuV/m)	Margin (dB)	Limit (dBuV/m)	Height (cm)	Angle (deg)	Remark (QP/PK/AV)
1	4924.000	40.46	-1.03	39.44	-34.56	74.00	100	70	Peak
2	7386.000	40.78	4.11	44.90	-29.10	74.00	100	135	Peak
3	* 9848.000	43.08	3.39	46.47	-27.53	74.00	100	309	Peak

Note:

1. " *", means this data is the worst emission level.
2. C.F (Correction Factor) = Antenna Factor (dB/m) + Cable Loss (dB) – Preamplifier(dB).
3. Measurement (dBuV/m) = Reading(dBuV) + C.F (Correction Factor).
4. The emission levels of other frequencies are very lower than the limit and not show in test report.

EUT	AX3000 Whole Home Mesh Wi-Fi 6 System	Date of Test	2023-03-07
Factor	DRH18-E	Temp. / Humidity	22°C /63%
Polarity	Vertical	Site / Test Engineer	AC2 / Marvin
Test Mode	802.11ax-20MHz_TX_CH 11_ANT 0+1	Test Voltage	AC 120V/60Hz

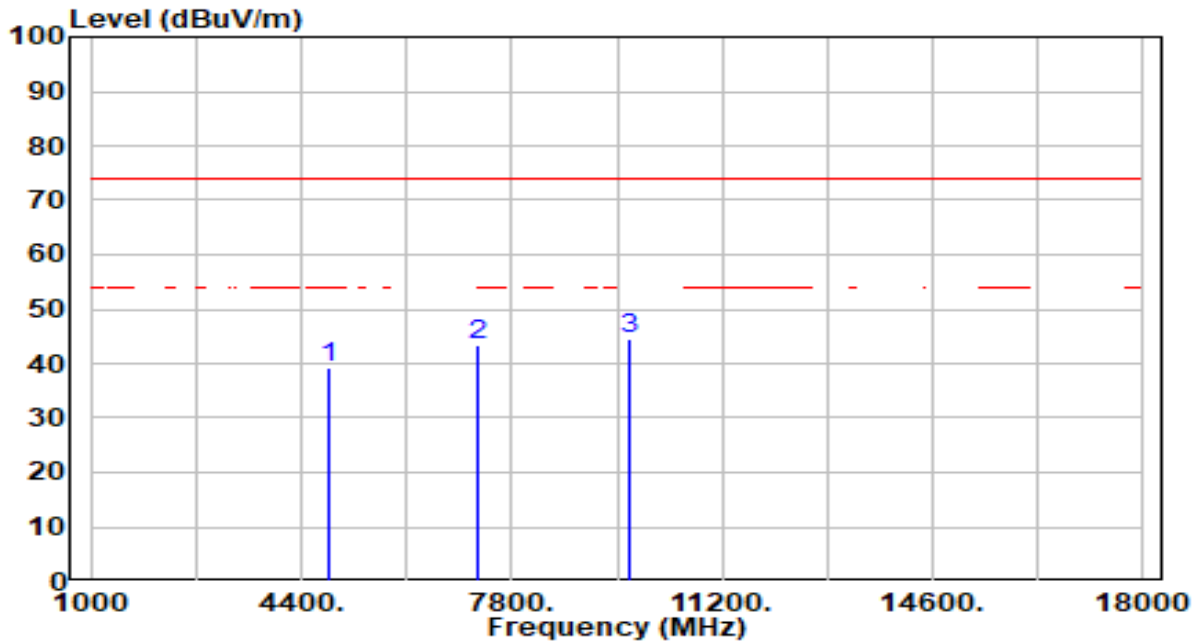


No	Frequency (MHz)	Reading (dBuV)	C.F (dB/m)	Measurement (dBuV/m)	Margin (dB)	Limit (dBuV/m)	Height (cm)	Angle (deg)	Remark (QP/PK/AV)
1	4924.000	41.41	-1.03	40.39	-33.61	74.00	100	165	Peak
2	7386.000	40.38	4.11	44.49	-29.51	74.00	100	83	Peak
3	* 9848.000	41.92	3.39	45.30	-28.70	74.00	100	236	Peak

Note:

1. " *", means this data is the worst emission level.
2. C.F (Correction Factor) = Antenna Factor (dB/m) + Cable Loss (dB) – Preamplifier(dB).
3. Measurement (dBuV/m) = Reading(dBuV) + C.F (Correction Factor).
4. The emission levels of other frequencies are very lower than the limit and not show in test report.

EUT	AX3000 Whole Home Mesh Wi-Fi 6 System	Date of Test	2023-03-07
Factor	DRH18-E	Temp. / Humidity	22°C /63%
Polarity	Horizontal	Site / Test Engineer	AC2 / Marvin
Test Mode	802.11ax-40MHz_TX_CH 3_ANT 0+1	Test Voltage	AC 120V/60Hz

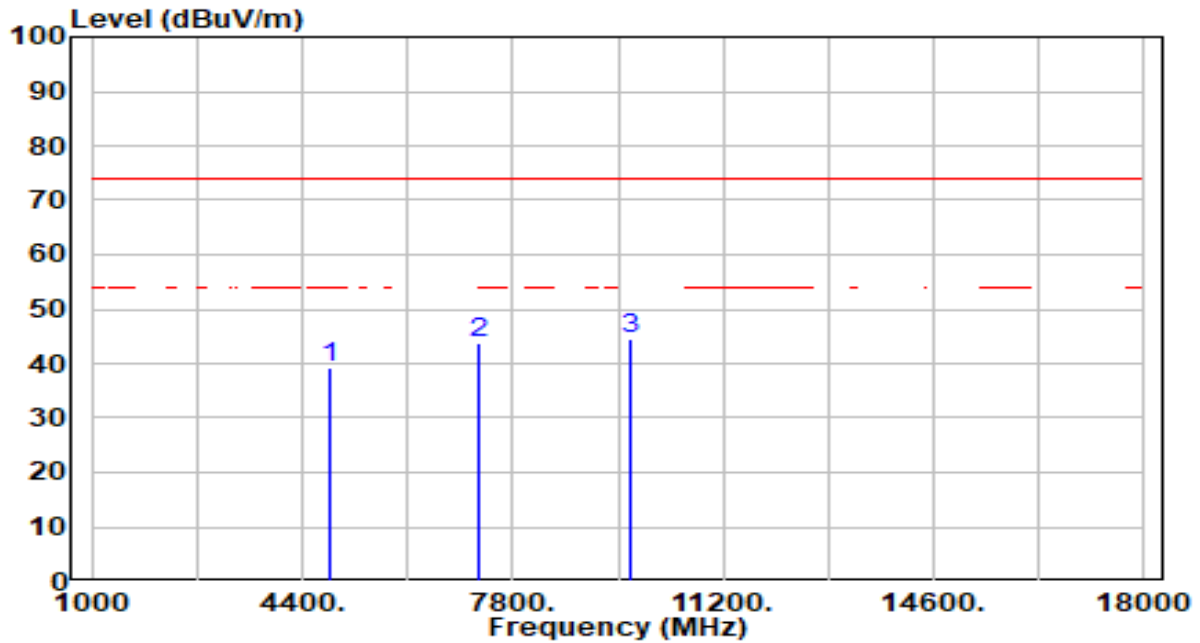


No	Frequency (MHz)	Reading (dBuV)	C.F (dB/m)	Measurement (dBuV/m)	Margin (dB)	Limit (dBuV/m)	Height (cm)	Angle (deg)	Remark (QP/PK/AV)
1	4844.000	40.49	-1.19	39.30	-34.70	74.00	100	360	Peak
2	7266.000	39.32	4.15	43.47	-30.53	74.00	100	0	Peak
3	* 9688.000	41.20	3.30	44.50	-29.50	74.00	100	338	Peak

Note:

1. " *", means this data is the worst emission level.
2. C.F (Correction Factor) = Antenna Factor (dB/m) + Cable Loss (dB) – Preamplifier(dB).
3. Measurement (dBuV/m) = Reading(dBuV) + C.F (Correction Factor).
4. The emission levels of other frequencies are very lower than the limit and not show in test report.

EUT	AX3000 Whole Home Mesh Wi-Fi 6 System	Date of Test	2023-03-07
Factor	DRH18-E	Temp. / Humidity	22°C /63%
Polarity	Vertical	Site / Test Engineer	AC2 / Marvin
Test Mode	802.11ax-40MHz_TX_CH 3_ANT 0+1	Test Voltage	AC 120V/60Hz

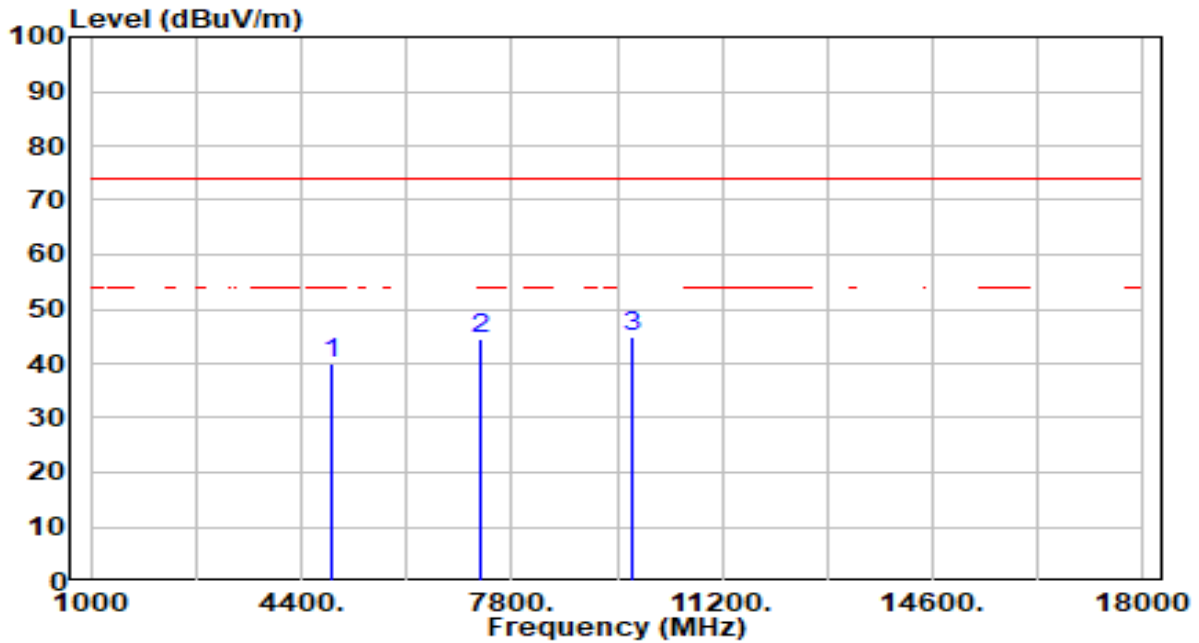


No	Frequency (MHz)	Reading (dBuV)	C.F (dB/m)	Measurement (dBuV/m)	Margin (dB)	Limit (dBuV/m)	Height (cm)	Angle (deg)	Remark (QP/PK/AV)
1	4844.000	40.40	-1.19	39.21	-34.79	74.00	100	357	Peak
2	7266.000	39.81	4.15	43.96	-30.04	74.00	100	15	Peak
3	* 9688.000	41.22	3.30	44.52	-29.48	74.00	100	98	Peak

Note:

1. " *", means this data is the worst emission level.
2. C.F (Correction Factor) = Antenna Factor (dB/m) + Cable Loss (dB) – Preamplifier(dB).
3. Measurement (dBuV/m) = Reading(dBuV) + C.F (Correction Factor).
4. The emission levels of other frequencies are very lower than the limit and not show in test report.

EUT	AX3000 Whole Home Mesh Wi-Fi 6 System	Date of Test	2023-03-07
Factor	DRH18-E	Temp. / Humidity	22°C /63%
Polarity	Horizontal	Site / Test Engineer	AC2 / Marvin
Test Mode	802.11ax-40MHz_TX_CH 6_ANT 0+1	Test Voltage	AC 120V/60Hz

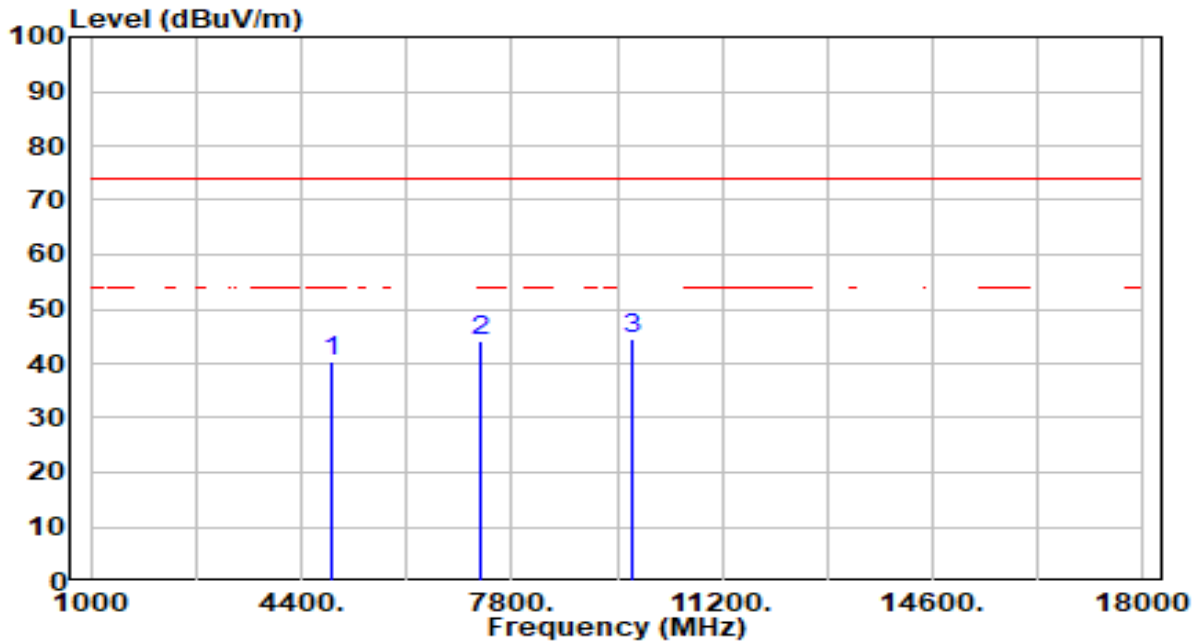


No	Frequency (MHz)	Reading (dBuV)	C.F (dB/m)	Measurement (dBuV/m)	Margin (dB)	Limit (dBuV/m)	Height (cm)	Angle (deg)	Remark (QP/PK/AV)
1	4874.000	41.06	-1.13	39.94	-34.06	74.00	100	297	Peak
2	7311.000	40.43	4.14	44.57	-29.43	74.00	100	38	Peak
3	* 9748.000	41.75	3.33	45.07	-28.93	74.00	100	306	Peak

Note:

1. " *", means this data is the worst emission level.
2. C.F (Correction Factor) = Antenna Factor (dB/m) + Cable Loss (dB) – Preamplifier(dB).
3. Measurement (dBuV/m) = Reading(dBuV) + C.F (Correction Factor).
4. The emission levels of other frequencies are very lower than the limit and not show in test report.

EUT	AX3000 Whole Home Mesh Wi-Fi 6 System	Date of Test	2023-03-07
Factor	DRH18-E	Temp. / Humidity	22°C /63%
Polarity	Vertical	Site / Test Engineer	AC2 / Marvin
Test Mode	802.11ax-40MHz_TX_CH 6_ANT 0+1	Test Voltage	AC 120V/60Hz

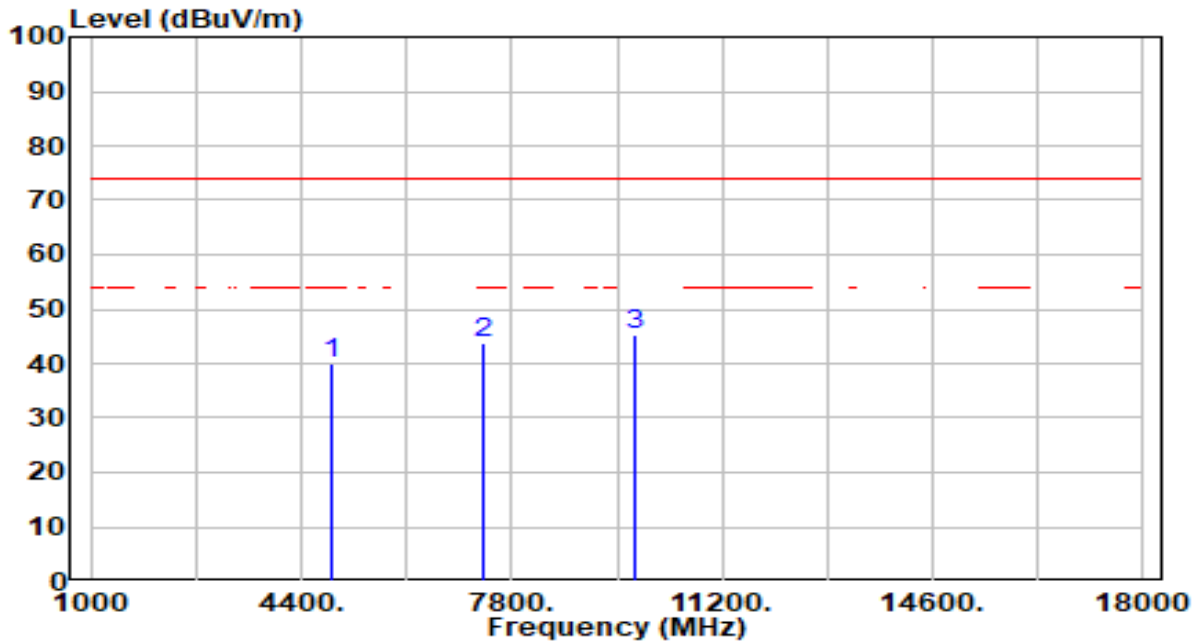


No	Frequency (MHz)	Reading (dBuV)	C.F (dB/m)	Measurement (dBuV/m)	Margin (dB)	Limit (dBuV/m)	Height (cm)	Angle (deg)	Remark (QP/PK/AV)
1	4874.000	41.43	-1.13	40.31	-33.69	74.00	100	0	Peak
2	7311.000	39.87	4.14	44.01	-29.99	74.00	100	136	Peak
3	* 9748.000	41.16	3.33	44.49	-29.51	74.00	100	343	Peak

Note:

1. " *", means this data is the worst emission level.
2. C.F (Correction Factor) = Antenna Factor (dB/m) + Cable Loss (dB) – Preamplifier(dB).
3. Measurement (dBuV/m) = Reading(dBuV) + C.F (Correction Factor).
4. The emission levels of other frequencies are very lower than the limit and not show in test report.

EUT	AX3000 Whole Home Mesh Wi-Fi 6 System	Date of Test	2023-03-07
Factor	DRH18-E	Temp. / Humidity	22°C /63%
Polarity	Horizontal	Site / Test Engineer	AC2 / Marvin
Test Mode	802.11ax-40MHz_TX_CH 9_ANT 0+1	Test Voltage	AC 120V/60Hz

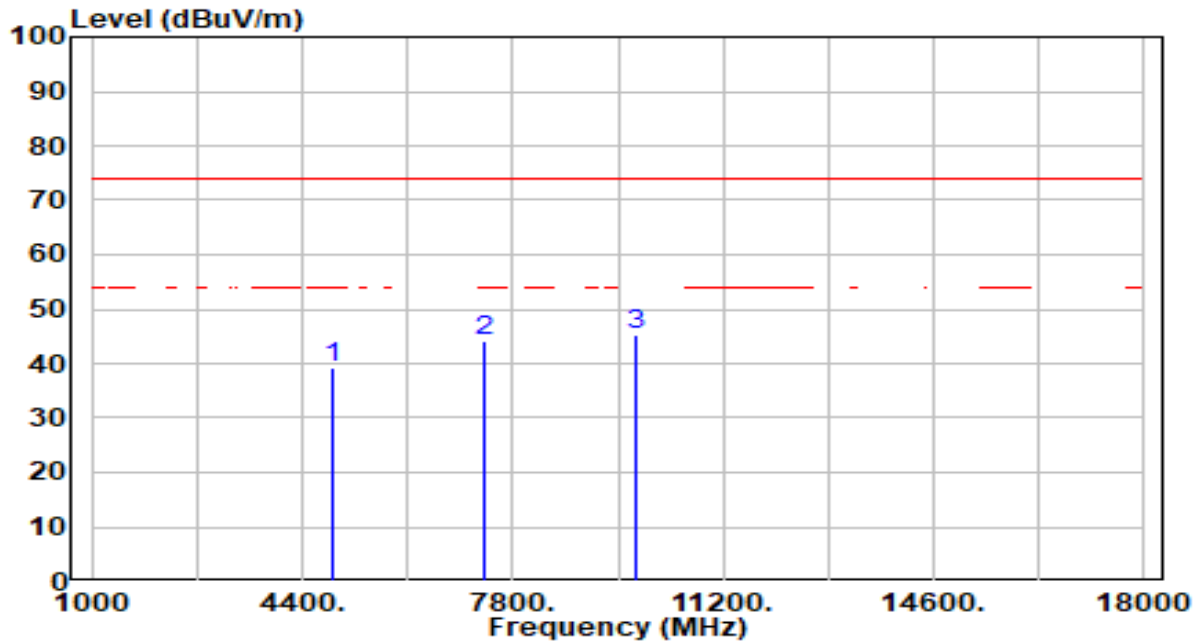


No	Frequency (MHz)	Reading (dBuV)	C.F (dB/m)	Measurement (dBuV/m)	Margin (dB)	Limit (dBuV/m)	Height (cm)	Angle (deg)	Remark (QP/PK/AV)
1	4904.000	41.12	-1.07	40.05	-33.95	74.00	100	0	Peak
2	7356.000	39.69	4.12	43.82	-30.18	74.00	100	358	Peak
3	* 9808.000	41.91	3.35	45.27	-28.73	74.00	100	73	Peak

Note:

1. " *", means this data is the worst emission level.
2. C.F (Correction Factor) = Antenna Factor (dB/m) + Cable Loss (dB) – Preamplifier(dB).
3. Measurement (dBuV/m) = Reading(dBuV) + C.F (Correction Factor).
4. The emission levels of other frequencies are very lower than the limit and not show in test report.

EUT	AX3000 Whole Home Mesh Wi-Fi 6 System	Date of Test	2023-03-07
Factor	DRH18-E	Temp. / Humidity	22°C /63%
Polarity	Vertical	Site / Test Engineer	AC2 / Marvin
Test Mode	802.11ax-40MHz_TX_CH 9_ANT 0+1	Test Voltage	AC 120V/60Hz



No	Frequency (MHz)	Reading (dBuV)	C.F (dB/m)	Measurement (dBuV/m)	Margin (dB)	Limit (dBuV/m)	Height (cm)	Angle (deg)	Remark (QP/PK/AV)
1	4904.000	40.48	-1.07	39.41	-34.59	74.00	100	360	Peak
2	7356.000	40.15	4.12	44.27	-29.73	74.00	100	360	Peak
3	* 9808.000	41.94	3.35	45.29	-28.71	74.00	100	151	Peak

Note:

1. " *", means this data is the worst emission level.
2. C.F (Correction Factor) = Antenna Factor (dB/m) + Cable Loss (dB) – Preamplifier(dB).
3. Measurement (dBuV/m) = Reading(dBuV) + C.F (Correction Factor).
4. The emission levels of other frequencies are very lower than the limit and not show in test report.

7.7. Radiated Restricted Band Edge Measurement

7.7.1. Test Limit

For 15.205 requirement:

Radiated emissions which fall in the restricted bands, as defined in Section 15.205(a) of FCC part 15, must also comply with the radiated emission limits specified in Section 15.209(a).

Frequency (MHz)	Frequency (MHz)	Frequency (MHz)	Frequency (GHz)
0.090 - 0.110	16.42 - 16.423	399.9 - 410	4.5 - 5.15
¹ 0.495 - 0.505	16.69475 - 16.69525	608 - 614	5.35 - 5.46
2.1735 - 2.1905	16.80425 - 16.80475	960 - 1240	7.25 - 7.75
4.125 - 4.128	25.5 - 25.67	1300 - 1427	8.025 - 8.5
4.17725 - 4.17775	37.5 - 38.25	1435 - 1626.5	9.0 - 9.2
4.20725 - 4.20775	73 - 74.6	1645.5 - 1646.5	9.3 - 9.5
6.215 - 6.218	74.8 - 75.2	1660 - 1710	10.6 - 12.7
6.26775 - 6.26825	108 - 121.94	1718.8 - 1722.2	13.25 - 13.4
6.31175 - 6.31225	123 - 138	2200 - 2300	14.47 - 14.5
8.291 - 8.294	149.9 - 150.05	2310 - 2390	15.35 - 16.2
8.362 - 8.366	156.52475 - 156.52525	2483.5 - 2500	17.7 - 21.4
8.37625 - 8.38675	156.7 - 156.9	2690 - 2900	22.01 - 23.12
8.41425 - 8.41475	162.0125 - 167.17	3260 - 3267	23.6 - 24.0
12.29 - 12.293	167.72 - 173.2	3332 - 3339	31.2 - 31.8
12.51975 - 12.52025	240 - 285	3345.8 - 3358	36.43 - 36.5
12.57675 - 12.57725	322 - 335.4	3600 - 4400	(²)
13.36 - 13.41	--	--	--

All out of band emissions appearing in a restricted band as specified in Section 15.205 of the Title 47CFR must not exceed the limits shown in Table per Section 15.209.

FCC Part 15 Subpart C Paragraph 15.209 Limits		
Frequency [MHz]	Field Strength [uV/m]	Measured Distance [Meters]
0.009 - 0.490	2400/F (kHz)	300
0.490 - 1.705	24000/F (kHz)	30
1.705 - 30	30	30
30 - 88	100	3
88 - 216	150	3
216 - 960	200	3
Above 960	500	3

7.7.2. Test Procedure Used

ANSI C63.10-2013 Section 6.3 (General Requirements)

ANSI C63.10-2013 Section 6.6 (Standard test method above 1GHz)

7.7.3. Test Setting

Peak Field Strength Measurements

1. Analyzer center frequency was set to the frequency of the radiated spurious emission of interest
2. RBW = 1MHz
3. VBW = 3MHz
4. Detector = peak
5. Sweep time = auto couple
6. Trace mode = max hold
7. Trace was allowed to stabilize

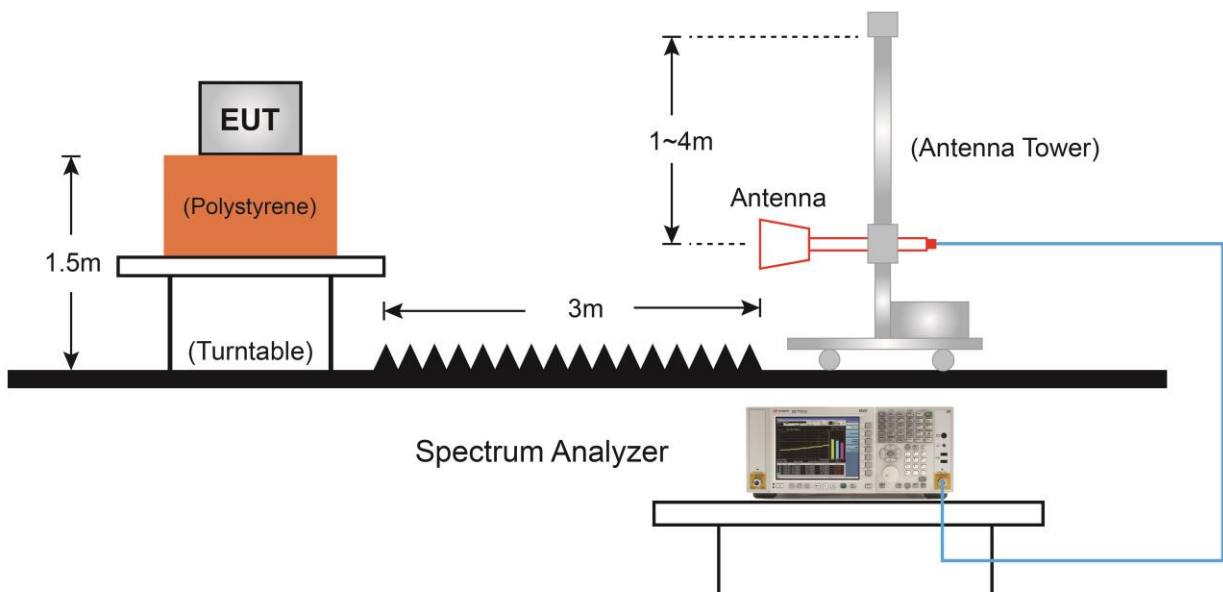
Average Measurements above 1GHz (Method VB)

1. Analyzer center frequency was set to the frequency of the radiated spurious emission of interest
2. RBW = 1MHz
3. VBW; If the EUT is configured to transmit with duty cycle $\geq 98\%$, set VBW = 10 Hz.

If the EUT duty cycle is $< 98\%$, set $VBW \geq 1/T$. T is the minimum transmission duration.

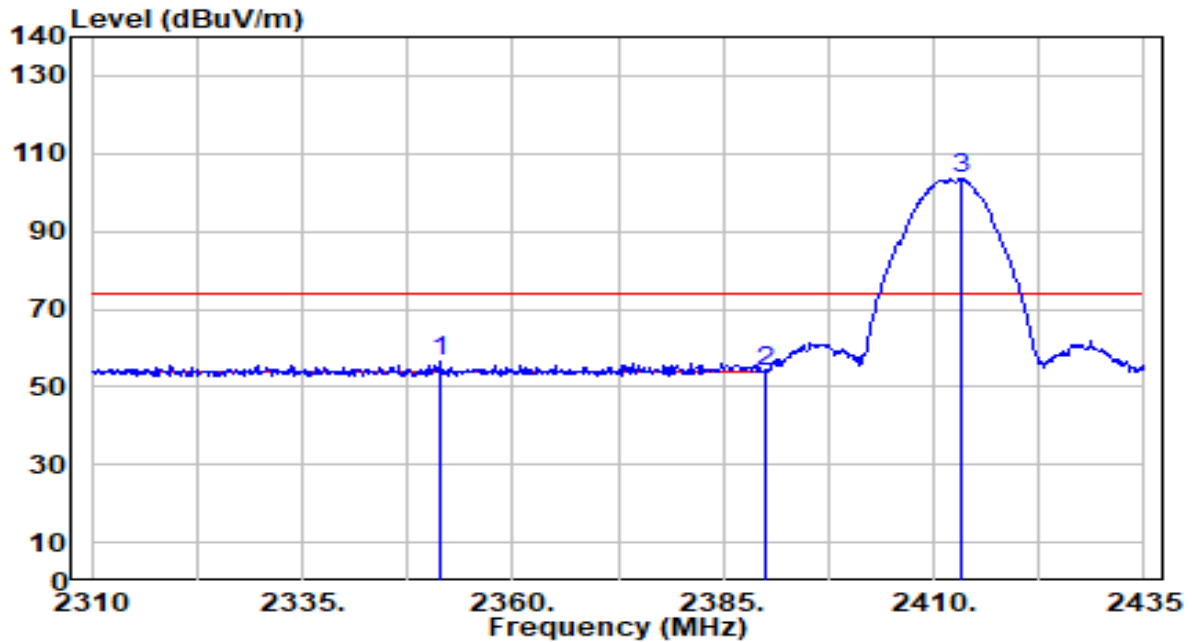
4. Detector = Peak
5. Sweep time = auto
6. Trace mode = max hold
7. Trace was allowed to stabilize

7.7.4. Test Setup



7.7.5. Test Result

EUT	AX3000 Whole Home Mesh Wi-Fi 6 System	Date of Test	2023-03-07
Factor	DRH18-E	Temp. / Humidity	22°C /63%
Polarity	Horizontal	Site / Test Engineer	AC2 / Marvin
Test Mode	802.11b_TX_CH 1_ANT 0+1	Test Voltage	AC 120V/60Hz

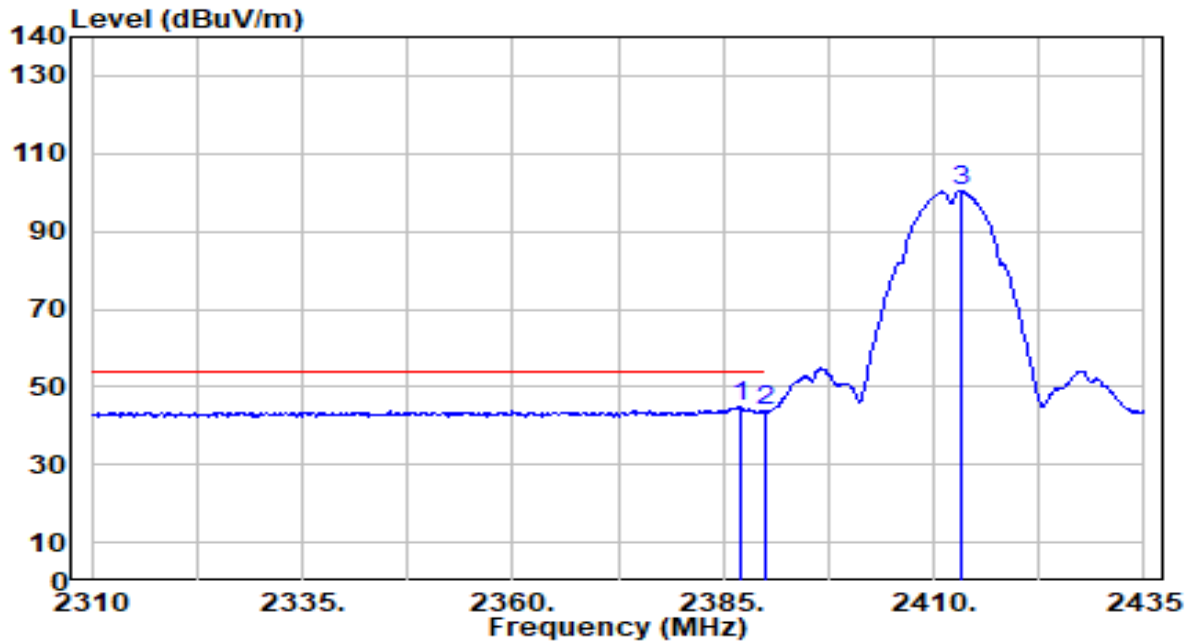


No	Frequency (MHz)	Reading (dBUV)	C.F (dB/m)	Measurement (dBUV/m)	Margin (dB)	Limit (dBUV/m)	Height (cm)	Angle (deg)	Remark (QP/PK/AV)
1	* 2351.250	26.69	29.94	56.63	-17.37	74.00	115	200	Peak
2	2390.000	23.92	29.99	53.92	-20.08	74.00	115	200	Peak
3	2413.250	73.50	30.05	103.55	N/A	N/A	115	200	Peak

Note:

1. " *", means this data is the worst emission level.
2. C.F (Correction Factor) = Antenna Factor (dB/m) + Cable Loss (dB).
3. Measurement (dBUV/m) = Reading(dBUV) + C.F (Correction Factor).
4. The emission levels of other frequencies are very lower than the limit and not show in test report.

EUT	AX3000 Whole Home Mesh Wi-Fi 6 System	Date of Test	2023-03-07
Factor	DRH18-E	Temp. / Humidity	22°C /63%
Polarity	Horizontal	Site / Test Engineer	AC2 / Marvin
Test Mode	802.11b_TX_CH 1_ANT 0+1	Test Voltage	AC 120V/60Hz

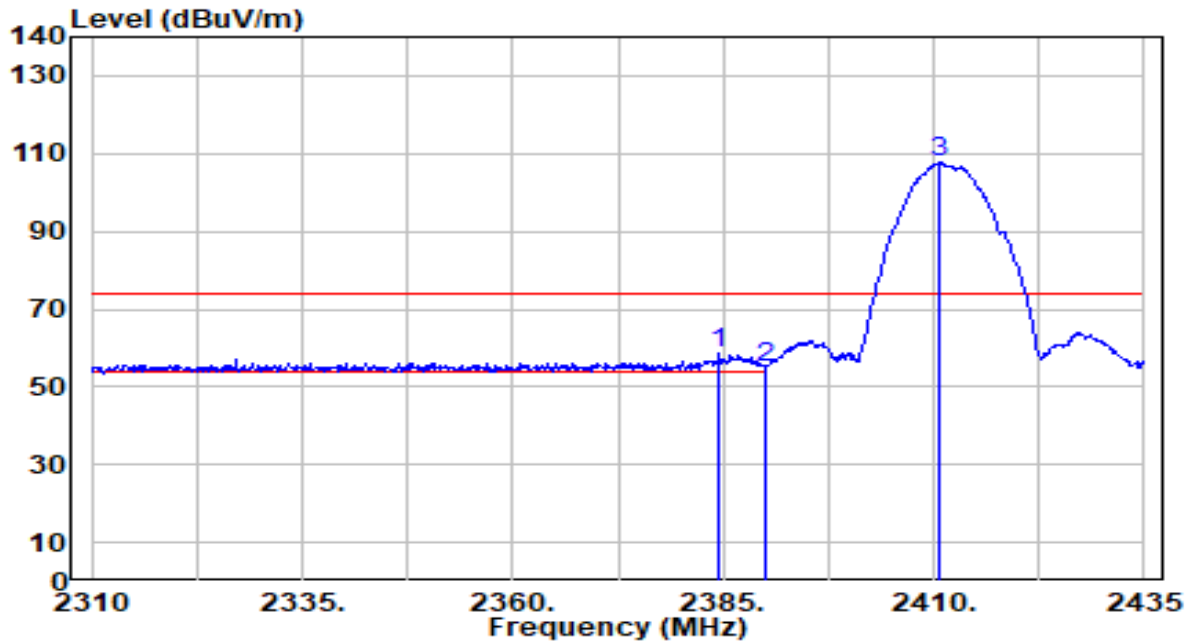


No	Frequency (MHz)	Reading (dBUV)	C.F (dB/m)	Measurement (dBUV/m)	Margin (dB)	Limit (dBUV/m)	Height (cm)	Angle (deg)	Remark (QP/PK/AV)	
1	*	2387.000	14.79	29.99	44.78	-9.22	54.00	115	200	Average
2		2390.000	13.73	29.99	43.73	-10.27	54.00	115	200	Average
3		2413.125	70.33	30.05	100.38	N/A	N/A	115	200	Average

Note:

1. " *", means this data is the worst emission level.
2. C.F (Correction Factor) = Antenna Factor (dB/m) + Cable Loss (dB).
3. Measurement (dBUV/m) = Reading(dBUV) + C.F (Correction Factor).
4. The emission levels of other frequencies are very lower than the limit and not show in test report.

EUT	AX3000 Whole Home Mesh Wi-Fi 6 System	Date of Test	2023-03-07
Factor	DRH18-E	Temp. / Humidity	22°C /63%
Polarity	Vertical	Site / Test Engineer	AC2 / Marvin
Test Mode	802.11b_TX_CH 1_ANT 0+1	Test Voltage	AC 120V/60Hz

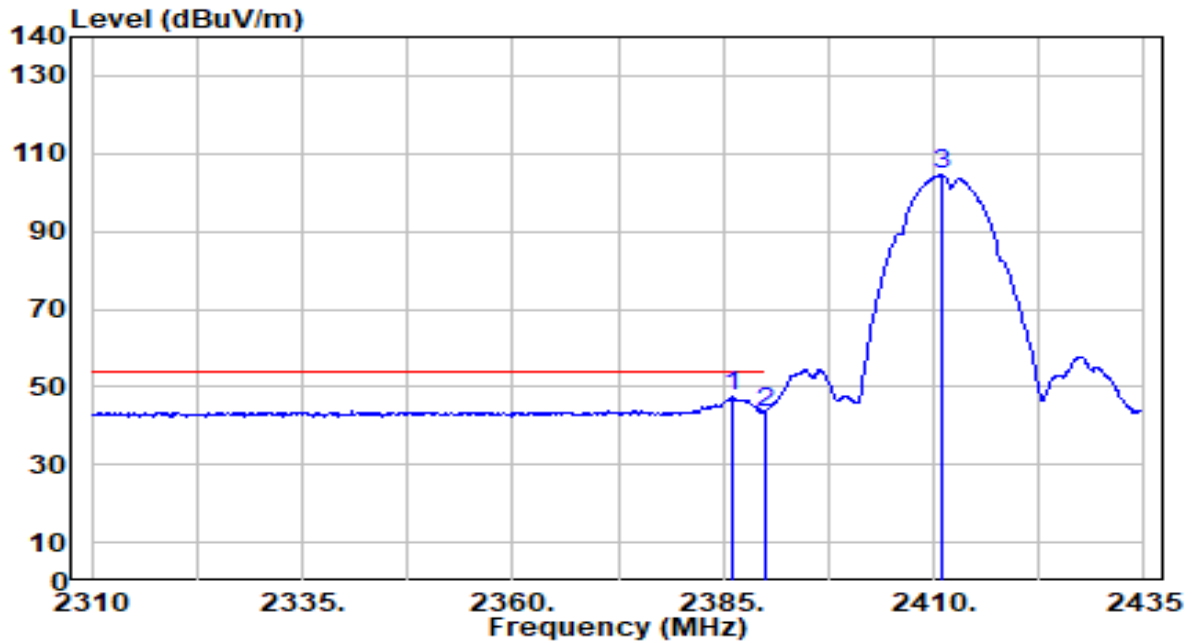


No	Frequency (MHz)	Reading (dBuV)	C.F (dB/m)	Measurement (dBuV/m)	Margin (dB)	Limit (dBuV/m)	Height (cm)	Angle (deg)	Remark (QP/PK/AV)	
1	*	2384.500	28.52	29.99	58.51	-15.49	74.00	100	103	Peak
2		2390.000	24.86	29.99	54.85	-19.15	74.00	100	103	Peak
3		2410.750	77.60	30.04	107.64	N/A	N/A	100	103	Peak

Note:

1. " *", means this data is the worst emission level.
2. C.F (Correction Factor) = Antenna Factor (dB/m) + Cable Loss (dB).
3. Measurement (dBuV/m) = Reading(dBuV) + C.F (Correction Factor).
4. The emission levels of other frequencies are very lower than the limit and not show in test report.

EUT	AX3000 Whole Home Mesh Wi-Fi 6 System	Date of Test	2023-03-07
Factor	DRH18-E	Temp. / Humidity	22°C /63%
Polarity	Vertical	Site / Test Engineer	AC2 / Marvin
Test Mode	802.11b_TX_CH 1_ANT 0+1	Test Voltage	AC 120V/60Hz

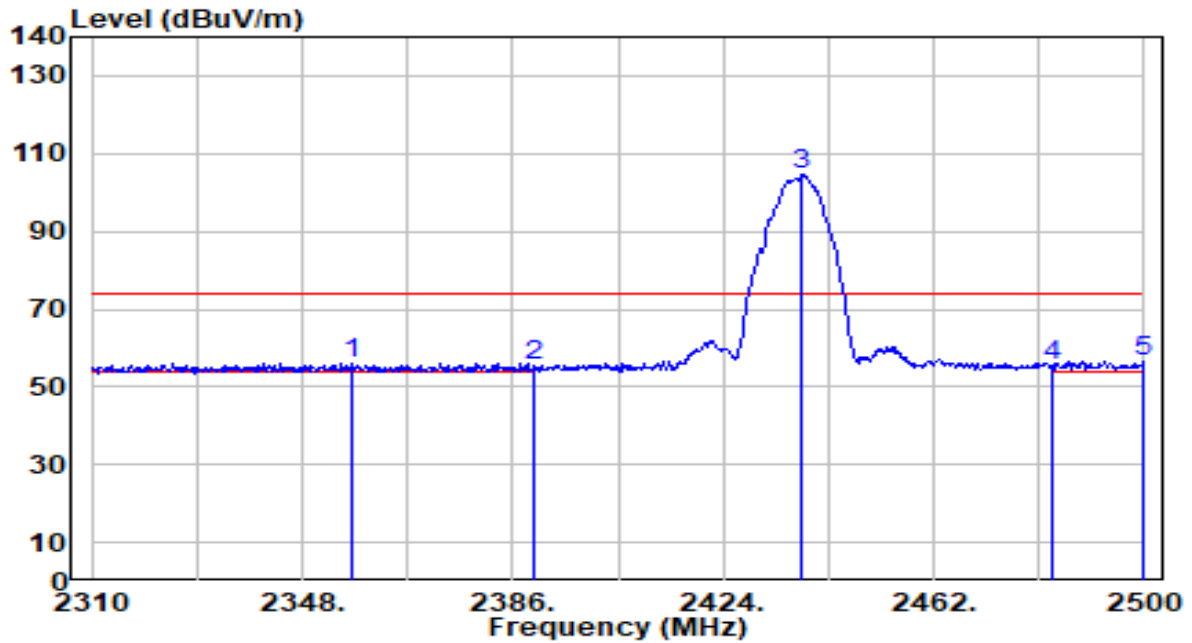


No	Frequency (MHz)	Reading (dBuV)	C.F (dB/m)	Measurement (dBuV/m)	Margin (dB)	Limit (dBuV/m)	Height (cm)	Angle (deg)	Remark (QP/PK/AV)	
1	*	2386.125	17.33	29.99	47.32	-6.68	54.00	100	103	Average
2		2390.000	13.58	29.99	43.58	-10.42	54.00	100	103	Average
3		2410.875	74.31	30.04	104.35	N/A	N/A	100	103	Average

Note:

1. " *", means this data is the worst emission level.
2. C.F (Correction Factor) = Antenna Factor (dB/m) + Cable Loss (dB).
3. Measurement (dBuV/m) = Reading(dBuV) + C.F (Correction Factor).
4. The emission levels of other frequencies are very lower than the limit and not show in test report.

EUT	AX3000 Whole Home Mesh Wi-Fi 6 System	Date of Test	2023-03-07
Factor	DRH18-E	Temp. / Humidity	22°C /63%
Polarity	Horizontal	Site / Test Engineer	AC2 / Marvin
Test Mode	802.11b_TX_CH 6_ANT 0+1	Test Voltage	AC 120V/60Hz

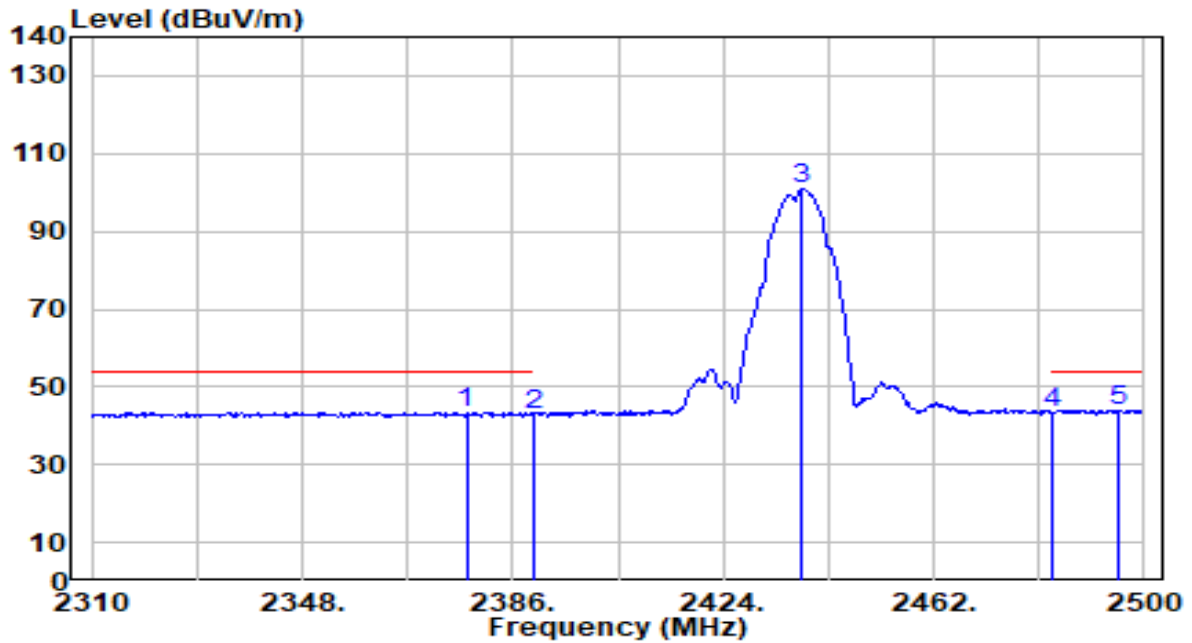


No	Frequency (MHz)	Reading (dBuV)	C.F (dB/m)	Measurement (dBuV/m)	Margin (dB)	Limit (dBuV/m)	Height (cm)	Angle (deg)	Remark (QP/PK/AV)
1	2356.930	26.31	29.95	56.26	-17.74	74.00	100	15	Peak
2	2390.000	25.42	29.99	55.41	-18.59	74.00	100	15	Peak
3	2438.250	74.32	30.13	104.46	N/A	N/A	100	15	Peak
4	2483.500	25.13	30.29	55.42	-18.58	74.00	100	15	Peak
5	* 2499.810	26.24	30.34	56.58	-17.42	74.00	100	15	Peak

Note:

1. " *", means this data is the worst emission level.
2. C.F (Correction Factor) = Antenna Factor (dB/m) + Cable Loss (dB).
3. Measurement (dBuV/m) = Reading(dBuV) + C.F (Correction Factor).
4. The emission levels of other frequencies are very lower than the limit and not show in test report.

EUT	AX3000 Whole Home Mesh Wi-Fi 6 System	Date of Test	2023-03-07
Factor	DRH18-E	Temp. / Humidity	22°C /63%
Polarity	Horizontal	Site / Test Engineer	AC2 / Marvin
Test Mode	802.11b_TX_CH 6_ANT 0+1	Test Voltage	AC 120V/60Hz

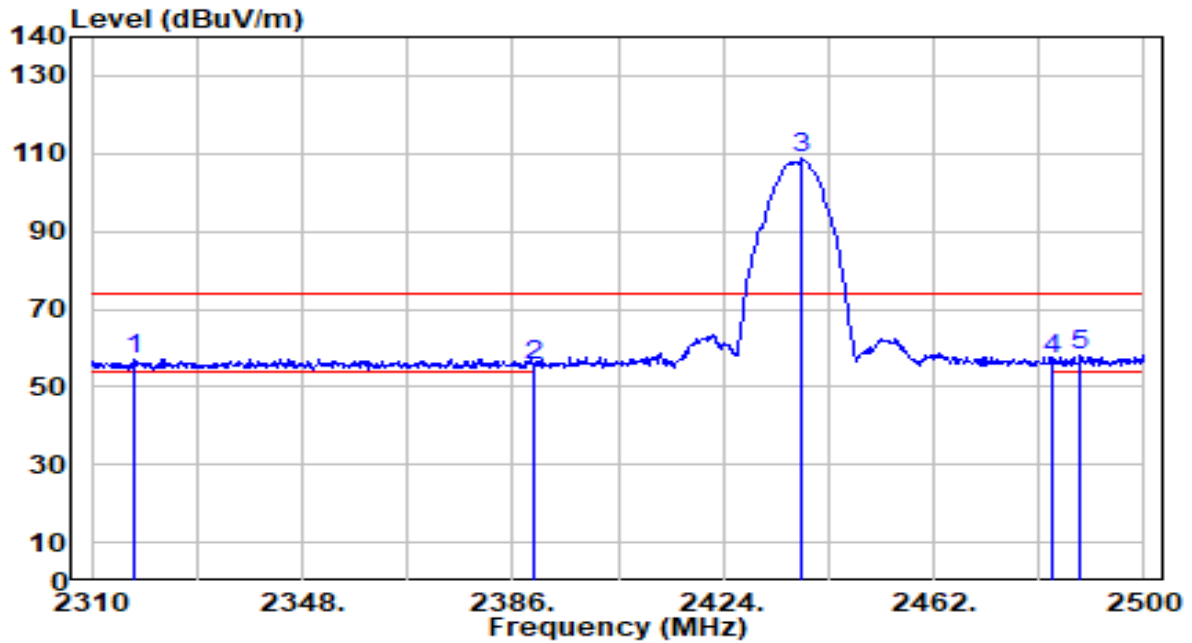


No	Frequency (MHz)	Reading (dBuV)	C.F (dB/m)	Measurement (dBuV/m)	Margin (dB)	Limit (dBuV/m)	Height (cm)	Angle (deg)	Remark (QP/PK/AV)
1	2377.640	13.48	29.98	43.46	-10.54	54.00	100	15	Average
2	2390.000	12.87	29.99	42.86	-11.14	54.00	100	15	Average
3	2438.250	70.98	30.13	101.12	N/A	N/A	100	15	Average
4	2483.500	13.21	30.29	43.50	-10.50	54.00	100	15	Average
5	* 2495.250	13.79	30.32	44.11	-9.89	54.00	100	15	Average

Note:

- " *", means this data is the worst emission level.
- C.F (Correction Factor) = Antenna Factor (dB/m) + Cable Loss (dB).
- Measurement (dBuV/m) = Reading(dBuV) + C.F (Correction Factor).
- The emission levels of other frequencies are very lower than the limit and not show in test report.

EUT	AX3000 Whole Home Mesh Wi-Fi 6 System	Date of Test	2023-03-07
Factor	DRH18-E	Temp. / Humidity	22°C /63%
Polarity	Vertical	Site / Test Engineer	AC2 / Marvin
Test Mode	802.11b_TX_CH 6_ANT 0+1	Test Voltage	AC 120V/60Hz

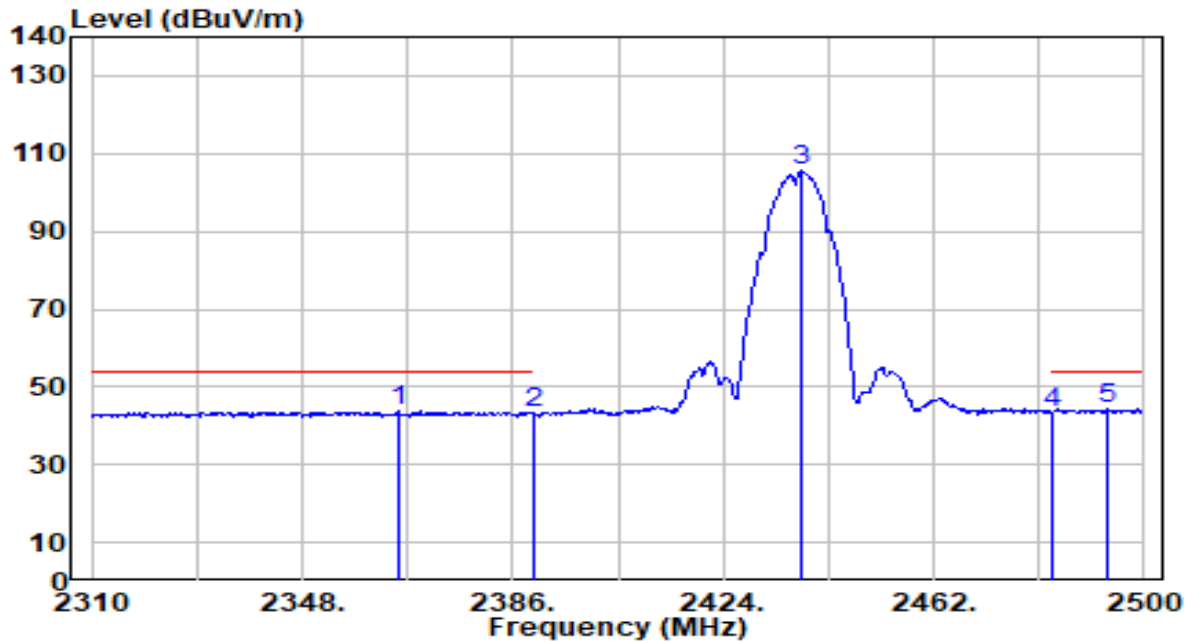


No	Frequency (MHz)	Reading (dBuV)	C.F (dB/m)	Measurement (dBuV/m)	Margin (dB)	Limit (dBuV/m)	Height (cm)	Angle (deg)	Remark (QP/PK/AV)
1	2317.790	27.30	29.90	57.20	-16.80	74.00	100	78	Peak
2	2390.000	25.60	29.99	55.59	-18.41	74.00	100	78	Peak
3	2438.250	78.44	30.13	108.57	N/A	N/A	100	78	Peak
4	2483.500	27.02	30.29	57.30	-16.70	74.00	100	78	Peak
5	* 2488.600	27.75	30.30	58.05	-15.95	74.00	100	78	Peak

Note:

- "*" means this data is the worst emission level.
- C.F (Correction Factor) = Antenna Factor (dB/m) + Cable Loss (dB).
- Measurement (dBuV/m) = Reading(dBuV) + C.F (Correction Factor).
- The emission levels of other frequencies are very lower than the limit and not show in test report.

EUT	AX3000 Whole Home Mesh Wi-Fi 6 System	Date of Test	2023-03-07
Factor	DRH18-E	Temp. / Humidity	22°C /63%
Polarity	Vertical	Site / Test Engineer	AC2 / Marvin
Test Mode	802.11b_TX_CH 6_ANT 0+1	Test Voltage	AC 120V/60Hz

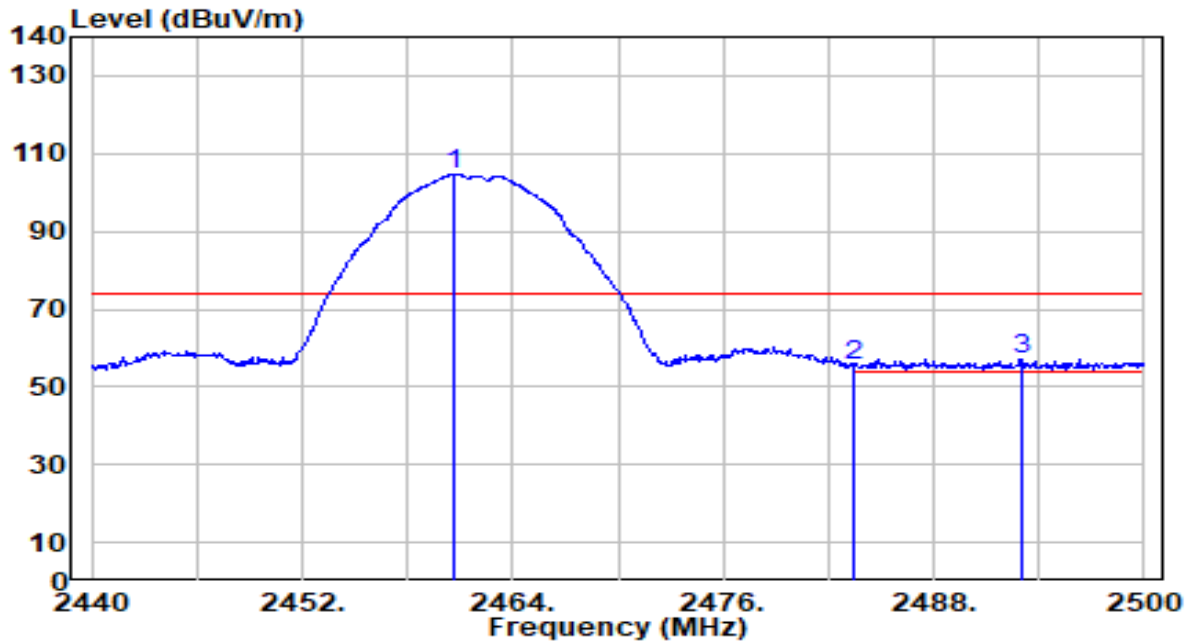


No	Frequency (MHz)	Reading (dBuV)	C.F (dB/m)	Measurement (dBuV/m)	Margin (dB)	Limit (dBuV/m)	Height (cm)	Angle (deg)	Remark (QP/PK/AV)
1	2365.480	13.77	29.96	43.74	-10.26	54.00	100	78	Average
2	2390.000	13.11	29.99	43.11	-10.89	54.00	100	78	Average
3	2438.250	75.31	30.13	105.44	N/A	N/A	100	78	Average
4	2483.500	13.17	30.29	43.45	-10.55	54.00	100	78	Average
5	* 2493.540	14.01	30.32	44.33	-9.67	54.00	100	78	Average

Note:

1. " *", means this data is the worst emission level.
2. C.F (Correction Factor) = Antenna Factor (dB/m) + Cable Loss (dB).
3. Measurement (dBuV/m) = Reading(dBuV) + C.F (Correction Factor).
4. The emission levels of other frequencies are very lower than the limit and not show in test report.

EUT	AX3000 Whole Home Mesh Wi-Fi 6 System	Date of Test	2023-03-07
Factor	DRH18-E	Temp. / Humidity	22°C /63%
Polarity	Horizontal	Site / Test Engineer	AC2 / Marvin
Test Mode	802.11b_TX_CH 11_ANT 0+1	Test Voltage	AC 120V/60Hz

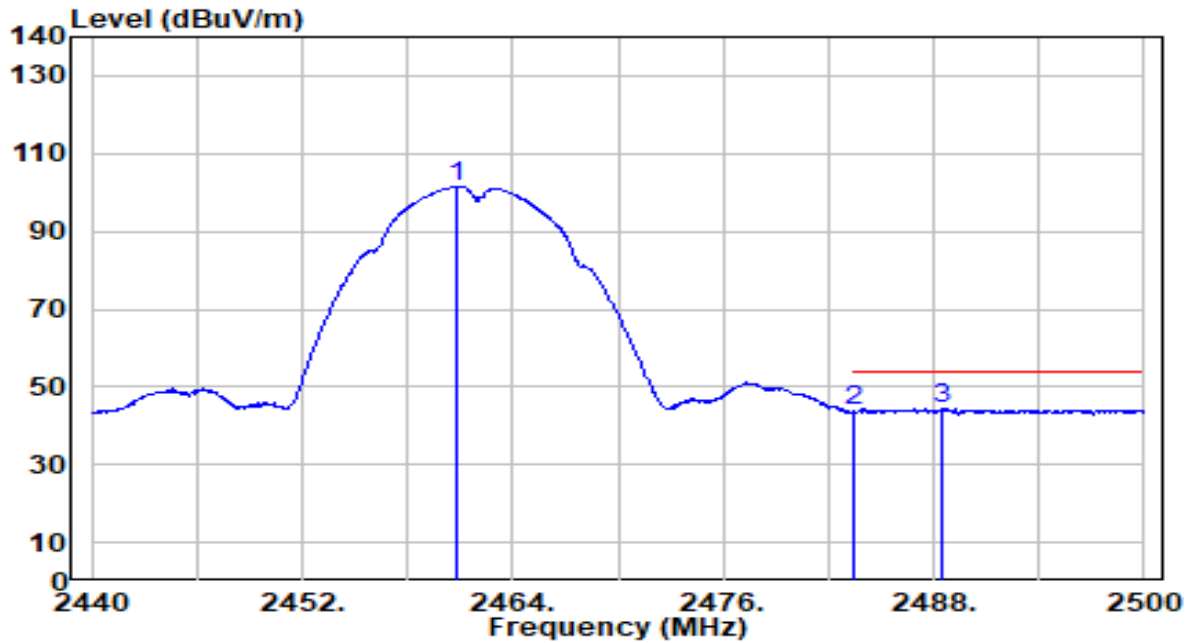


No	Frequency (MHz)	Reading (dBUV)	C.F (dB/m)	Measurement (dBUV/m)	Margin (dB)	Limit (dBUV/m)	Height (cm)	Angle (deg)	Remark (QP/PK/AV)
1	2460.700	74.46	30.21	104.67	N/A	N/A	100	200	Peak
2	2483.500	24.96	30.29	55.25	-18.75	74.00	100	200	Peak
3	* 2492.980	26.71	30.32	57.03	-16.97	74.00	100	200	Peak

Note:

1. " *", means this data is the worst emission level.
2. C.F (Correction Factor) = Antenna Factor (dB/m) + Cable Loss (dB).
3. Measurement (dBUV/m) = Reading(dBUV) + C.F (Correction Factor).
4. The emission levels of other frequencies are very lower than the limit and not show in test report.

EUT	AX3000 Whole Home Mesh Wi-Fi 6 System	Date of Test	2023-03-07
Factor	DRH18-E	Temp. / Humidity	22°C /63%
Polarity	Horizontal	Site / Test Engineer	AC2 / Marvin
Test Mode	802.11b_TX_CH 11_ANT 0+1	Test Voltage	AC 120V/60Hz

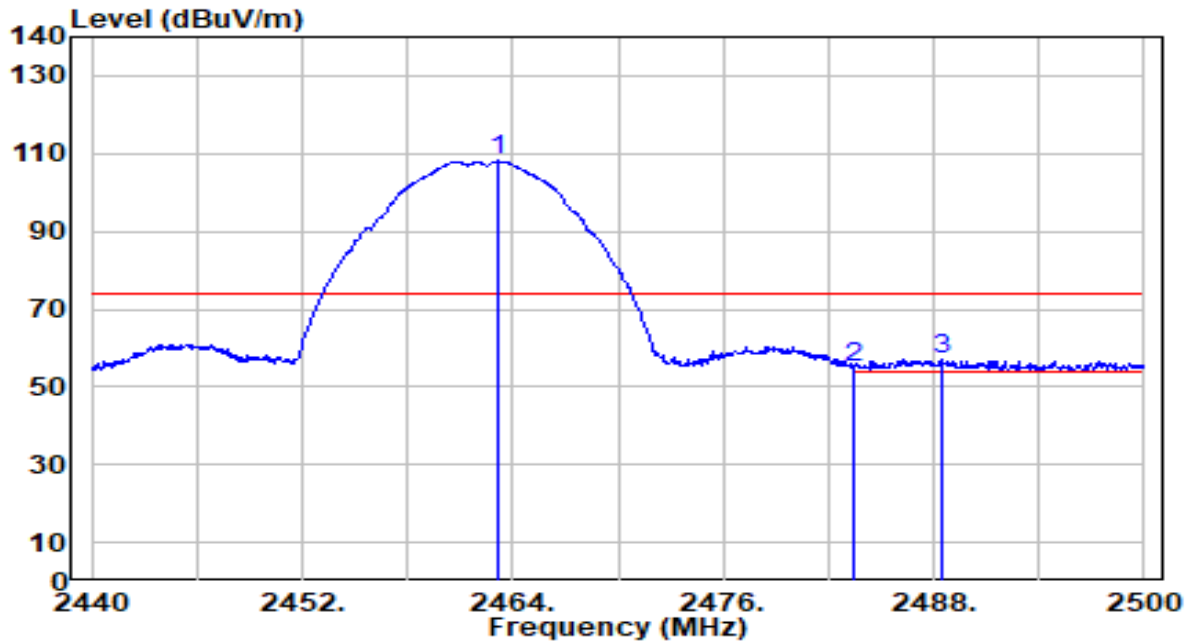


No	Frequency (MHz)	Reading (dBuV)	C.F (dB/m)	Measurement (dBuV/m)	Margin (dB)	Limit (dBuV/m)	Height (cm)	Angle (deg)	Remark (QP/PK/AV)
1	2460.820	71.31	30.21	101.52	N/A	N/A	100	200	Average
2	2483.500	13.59	30.29	43.88	-10.12	54.00	100	200	Average
3	* 2488.480	13.99	30.30	44.29	-9.71	54.00	100	200	Average

Note:

1. " *", means this data is the worst emission level.
2. C.F (Correction Factor) = Antenna Factor (dB/m) + Cable Loss (dB).
3. Measurement (dBuV/m) = Reading(dBuV) + C.F (Correction Factor).
4. The emission levels of other frequencies are very lower than the limit and not show in test report.

EUT	AX3000 Whole Home Mesh Wi-Fi 6 System	Date of Test	2023-03-07
Factor	DRH18-E	Temp. / Humidity	22°C /63%
Polarity	Vertical	Site / Test Engineer	AC2 / Marvin
Test Mode	802.11b_TX_CH 11_ANT 0+1	Test Voltage	AC 120V/60Hz

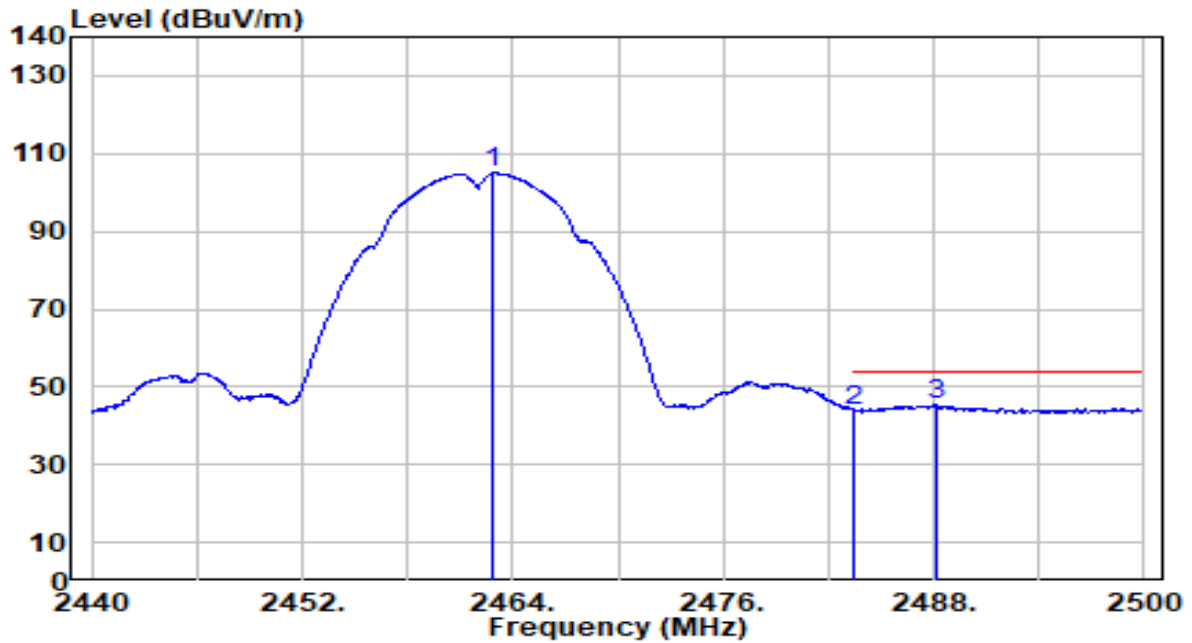


No	Frequency (MHz)	Reading (dBUV)	C.F (dB/m)	Measurement (dBUV/m)	Margin (dB)	Limit (dBUV/m)	Height (cm)	Angle (deg)	Remark (QP/PK/AV)
1	2463.160	77.84	30.22	108.05	N/A	N/A	100	120	Peak
2	2483.500	24.74	30.29	55.02	-18.98	74.00	100	120	Peak
3	* 2488.420	26.83	30.30	57.13	-16.87	74.00	100	120	Peak

Note:

1. " *", means this data is the worst emission level.
2. C.F (Correction Factor) = Antenna Factor (dB/m) + Cable Loss (dB).
3. Measurement (dBUV/m) = Reading(dBUV) + C.F (Correction Factor).
4. The emission levels of other frequencies are very lower than the limit and not show in test report.

EUT	AX3000 Whole Home Mesh Wi-Fi 6 System	Date of Test	2023-03-07
Factor	DRH18-E	Temp. / Humidity	22°C /63%
Polarity	Vertical	Site / Test Engineer	AC2 / Marvin
Test Mode	802.11b_TX_CH 11_ANT 0+1	Test Voltage	AC 120V/60Hz

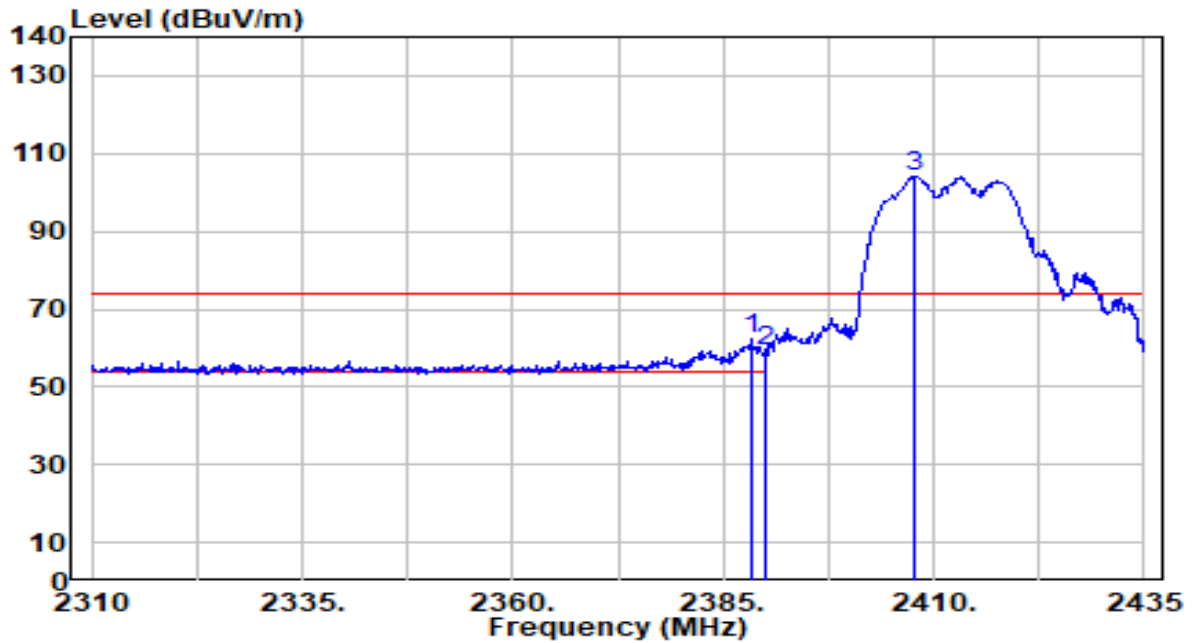


No	Frequency (MHz)	Reading (dBUV)	C.F (dB/m)	Measurement (dBUV/m)	Margin (dB)	Limit (dBUV/m)	Height (cm)	Angle (deg)	Remark (QP/PK/AV)
1	2462.920	74.75	30.22	104.96	N/A	N/A	100	120	Average
2	2483.500	13.57	30.29	43.85	-10.15	54.00	100	120	Average
3	* 2488.120	14.96	30.30	45.26	-8.74	54.00	100	120	Average

Note:

1. " *", means this data is the worst emission level.
2. C.F (Correction Factor) = Antenna Factor (dB/m) + Cable Loss (dB).
3. Measurement (dBUV/m) = Reading(dBUV) + C.F (Correction Factor).
4. The emission levels of other frequencies are very lower than the limit and not show in test report.

EUT	AX3000 Whole Home Mesh Wi-Fi 6 System	Date of Test	2023-03-07
Factor	DRH18-E	Temp. / Humidity	22°C /63%
Polarity	Horizontal	Site / Test Engineer	AC2 / Marvin
Test Mode	802.11g_TX_CH 1_ANT 0+1	Test Voltage	AC 120V/60Hz

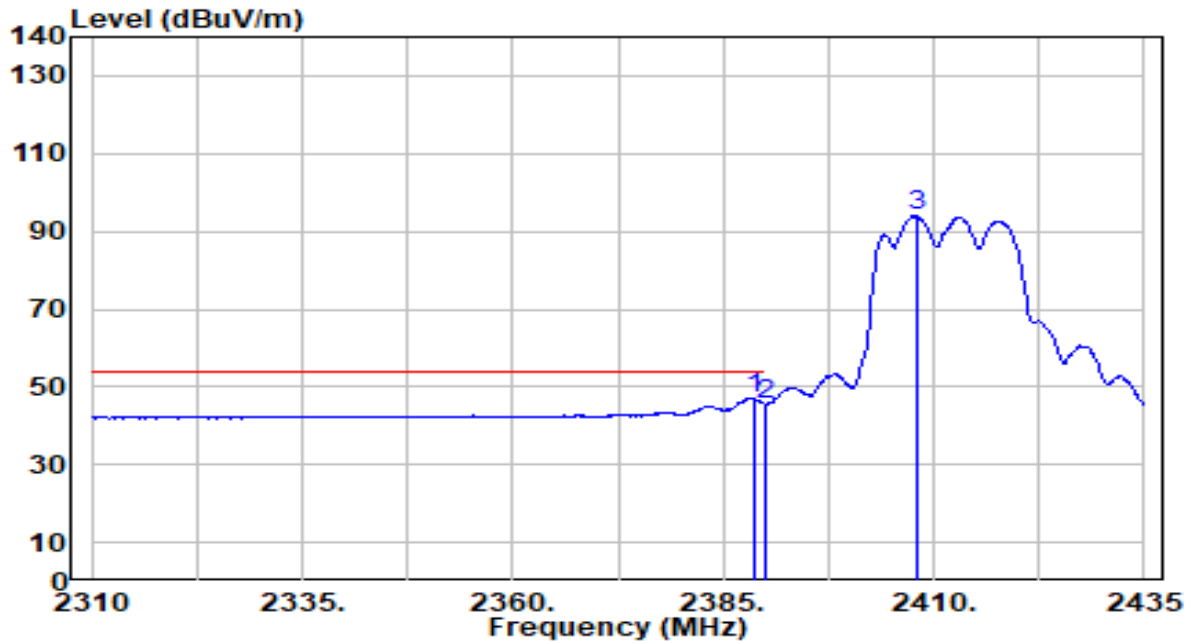


No	Frequency (MHz)	Reading (dBuV)	C.F (dB/m)	Measurement (dBuV/m)	Margin (dB)	Limit (dBuV/m)	Height (cm)	Angle (deg)	Remark (QP/PK/AV)
1	*	32.41	29.99	62.40	-11.60	74.00	100	325	Peak
2		28.93	29.99	58.92	-15.08	74.00	100	325	Peak
3		74.16	30.03	104.19	N/A	N/A	100	325	Peak

Note:

1. "*" , means this data is the worst emission level.
2. C.F (Correction Factor) = Antenna Factor (dB/m) + Cable Loss (dB).
3. Measurement (dBuV/m) = Reading(dBuV) + C.F (Correction Factor).
4. The emission levels of other frequencies are very lower than the limit and not show in test report.

EUT	AX3000 Whole Home Mesh Wi-Fi 6 System	Date of Test	2023-03-07
Factor	DRH18-E	Temp. / Humidity	22°C /63%
Polarity	Horizontal	Site / Test Engineer	AC2 / Marvin
Test Mode	802.11g_TX_CH 1_ANT 0+1	Test Voltage	AC 120V/60Hz

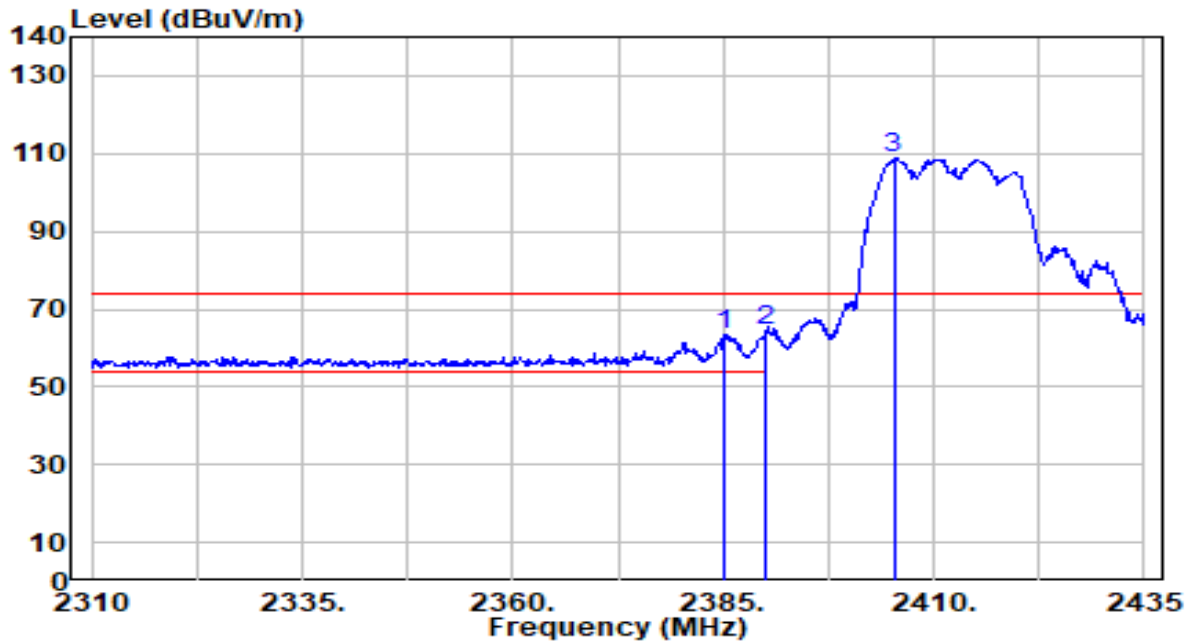


No	Frequency (MHz)	Reading (dBUV)	C.F (dB/m)	Measurement (dBUV/m)	Margin (dB)	Limit (dBUV/m)	Height (cm)	Angle (deg)	Remark (QP/PK/AV)	
1	*	2388.750	17.19	29.99	47.19	-6.81	54.00	100	325	Average
2		2390.000	15.62	29.99	45.62	-8.38	54.00	100	325	Average
3		2408.000	63.93	30.03	93.96	N/A	N/A	100	325	Average

Note:

1. " *", means this data is the worst emission level.
2. C.F (Correction Factor) = Antenna Factor (dB/m) + Cable Loss (dB).
3. Measurement (dBUV/m) = Reading(dBUV) + C.F (Correction Factor).
4. The emission levels of other frequencies are very lower than the limit and not show in test report.

EUT	AX3000 Whole Home Mesh Wi-Fi 6 System	Date of Test	2023-03-07
Factor	DRH18-E	Temp. / Humidity	22°C /63%
Polarity	Vertical	Site / Test Engineer	AC2 / Marvin
Test Mode	802.11g_TX_CH 1_ANT 0+1	Test Voltage	AC 120V/60Hz

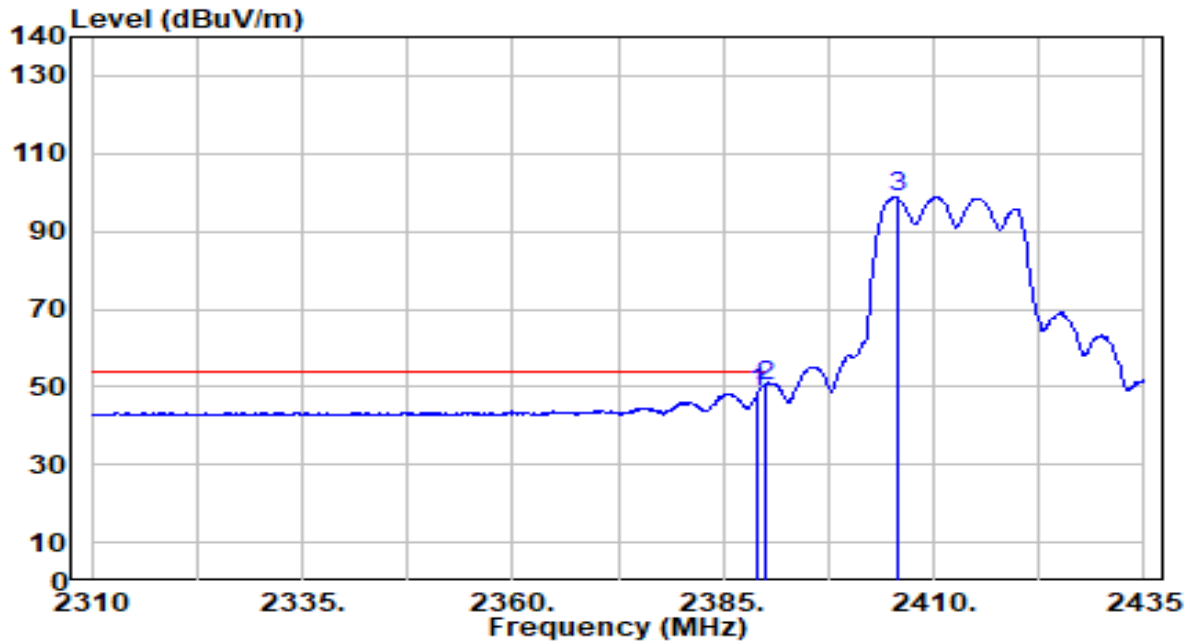


No	Frequency (MHz)	Reading (dBUV)	C.F (dB/m)	Measurement (dBUV/m)	Margin (dB)	Limit (dBUV/m)	Height (cm)	Angle (deg)	Remark (QP/PK/AV)
1	2385.250	33.29	29.99	63.28	-10.72	74.00	100	100	Peak
2	* 2390.000	34.58	29.99	64.57	-9.43	74.00	100	100	Peak
3	2405.250	78.94	30.03	108.96	N/A	N/A	100	100	Peak

Note:

1. " *", means this data is the worst emission level.
2. C.F (Correction Factor) = Antenna Factor (dB/m) + Cable Loss (dB).
3. Measurement (dBUV/m) = Reading(dBUV) + C.F (Correction Factor).
4. The emission levels of other frequencies are very lower than the limit and not show in test report.

EUT	AX3000 Whole Home Mesh Wi-Fi 6 System	Date of Test	2023-03-07
Factor	DRH18-E	Temp. / Humidity	22°C /63%
Polarity	Vertical	Site / Test Engineer	AC2 / Marvin
Test Mode	802.11g_TX_CH 1_ANT 0+1	Test Voltage	AC 120V/60Hz

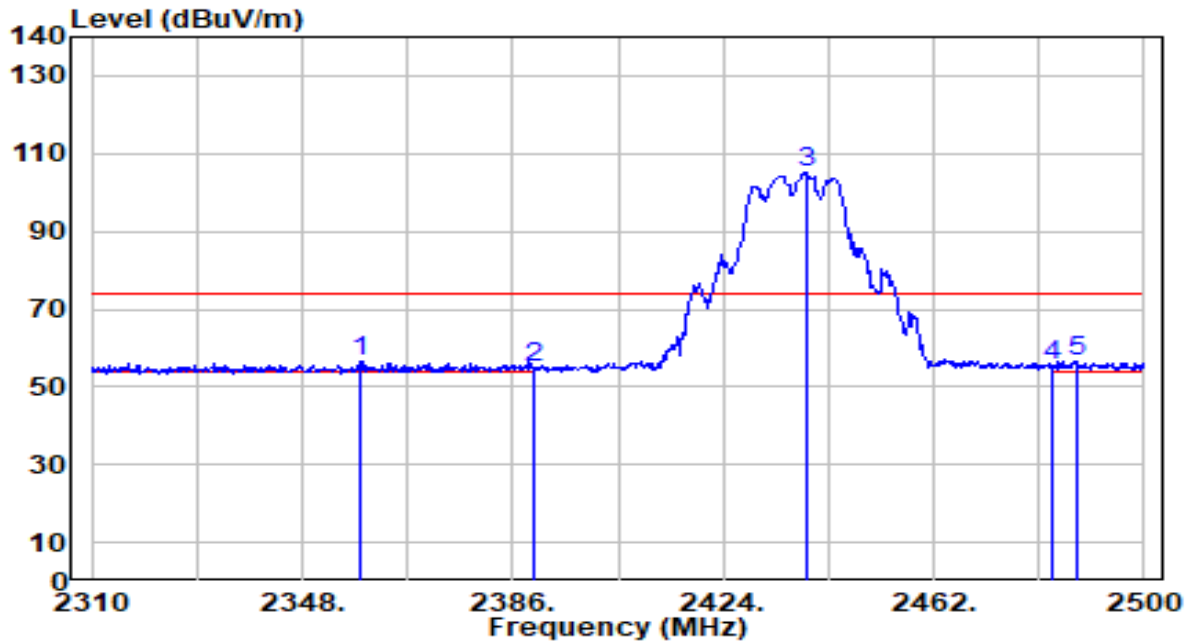


No	Frequency (MHz)	Reading (dBUV)	C.F (dB/m)	Measurement (dBUV/m)	Margin (dB)	Limit (dBUV/m)	Height (cm)	Angle (deg)	Remark (QP/PK/AV)
1	2389.000	18.35	29.99	48.35	-5.65	54.00	100	100	Average
2	* 2390.000	20.44	29.99	50.44	-3.56	54.00	100	100	Average
3	2405.625	68.82	30.03	98.85	N/A	N/A	100	100	Average

Note:

1. " *", means this data is the worst emission level.
2. C.F (Correction Factor) = Antenna Factor (dB/m) + Cable Loss (dB).
3. Measurement (dBUV/m) = Reading(dBUV) + C.F (Correction Factor).
4. The emission levels of other frequencies are very lower than the limit and not show in test report.

EUT	AX3000 Whole Home Mesh Wi-Fi 6 System	Date of Test	2023-03-07
Factor	DRH18-E	Temp. / Humidity	22°C /63%
Polarity	Horizontal	Site / Test Engineer	AC2 / Marvin
Test Mode	802.11g_TX_CH 6_ANT 0+1	Test Voltage	AC 120V/60Hz

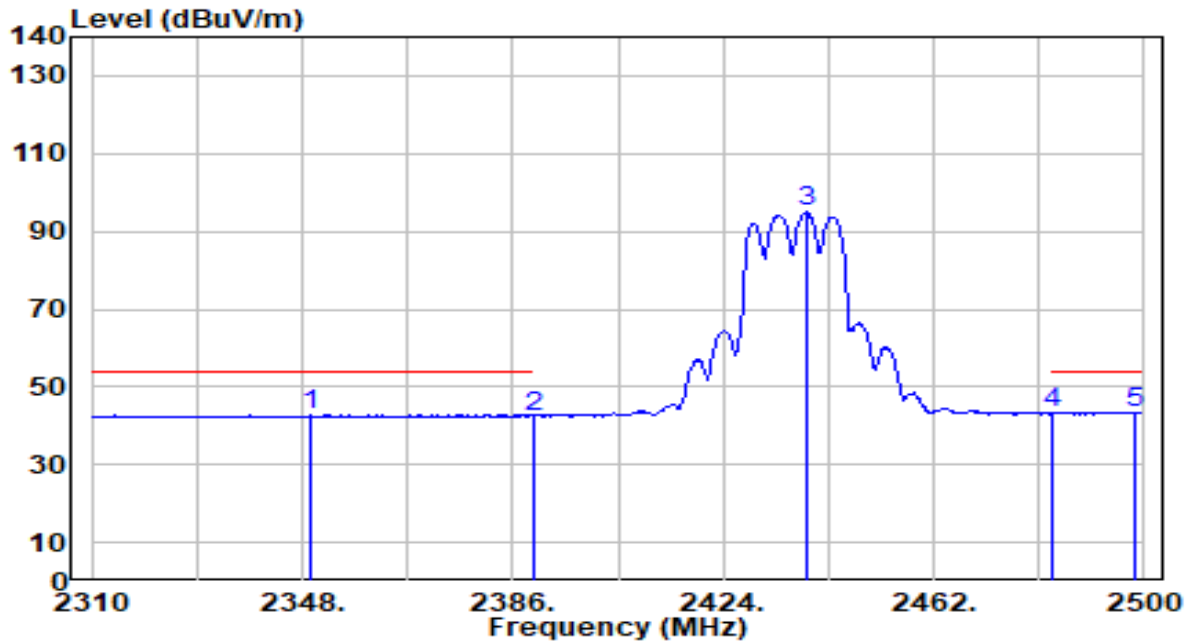


No	Frequency (MHz)	Reading (dBuV)	C.F (dB/m)	Measurement (dBuV/m)	Margin (dB)	Limit (dBuV/m)	Height (cm)	Angle (deg)	Remark (QP/PK/AV)
1	2358.260	26.43	29.95	56.38	-17.62	74.00	112	13	Peak
2	2390.000	24.70	29.99	54.69	-19.31	74.00	112	13	Peak
3	2439.010	75.02	30.14	105.16	N/A	N/A	112	13	Peak
4	2483.500	25.24	30.29	55.53	-18.47	74.00	112	13	Peak
5	* 2487.840	26.17	30.30	56.47	-17.53	74.00	112	13	Peak

Note:

1. " *", means this data is the worst emission level.
2. C.F (Correction Factor) = Antenna Factor (dB/m) + Cable Loss (dB).
3. Measurement (dBuV/m) = Reading(dBuV) + C.F (Correction Factor).
4. The emission levels of other frequencies are very lower than the limit and not show in test report.

EUT	AX3000 Whole Home Mesh Wi-Fi 6 System	Date of Test	2023-03-07
Factor	DRH18-E	Temp. / Humidity	22°C /63%
Polarity	Horizontal	Site / Test Engineer	AC2 / Marvin
Test Mode	802.11g_TX_CH 6_ANT 0+1	Test Voltage	AC 120V/60Hz

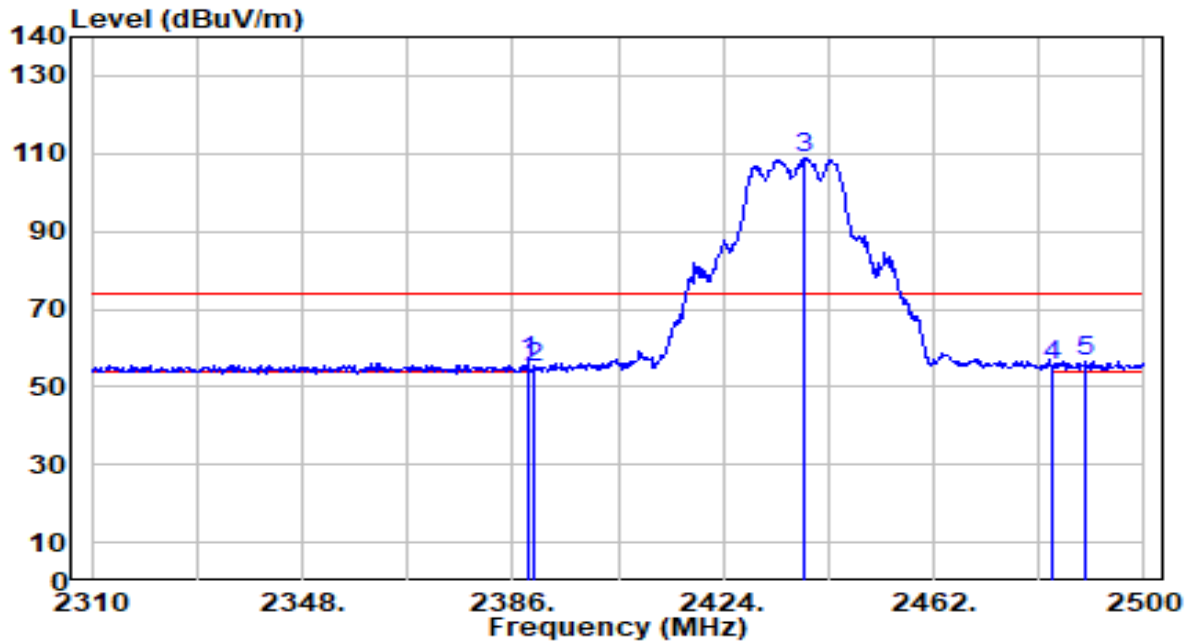


No	Frequency (MHz)	Reading (dBuV)	C.F (dB/m)	Measurement (dBuV/m)	Margin (dB)	Limit (dBuV/m)	Height (cm)	Angle (deg)	Remark (QP/PK/AV)
1	2349.520	12.93	29.94	42.87	-11.13	54.00	112	13	Average
2	2390.000	12.44	29.99	42.44	-11.56	54.00	112	13	Average
3	2439.010	64.72	30.14	94.85	N/A	N/A	112	13	Average
4	2483.500	12.89	30.29	43.17	-10.83	54.00	112	13	Average
5	* 2498.480	13.08	30.33	43.41	-10.59	54.00	112	13	Average

Note:

1. " *", means this data is the worst emission level.
2. C.F (Correction Factor) = Antenna Factor (dB/m) + Cable Loss (dB).
3. Measurement (dBuV/m) = Reading(dBuV) + C.F (Correction Factor).
4. The emission levels of other frequencies are very lower than the limit and not show in test report.

EUT	AX3000 Whole Home Mesh Wi-Fi 6 System	Date of Test	2023-03-07
Factor	DRH18-E	Temp. / Humidity	22°C /63%
Polarity	Vertical	Site / Test Engineer	AC2 / Marvin
Test Mode	802.11g_TX_CH 6_ANT 0+1	Test Voltage	AC 120V/60Hz

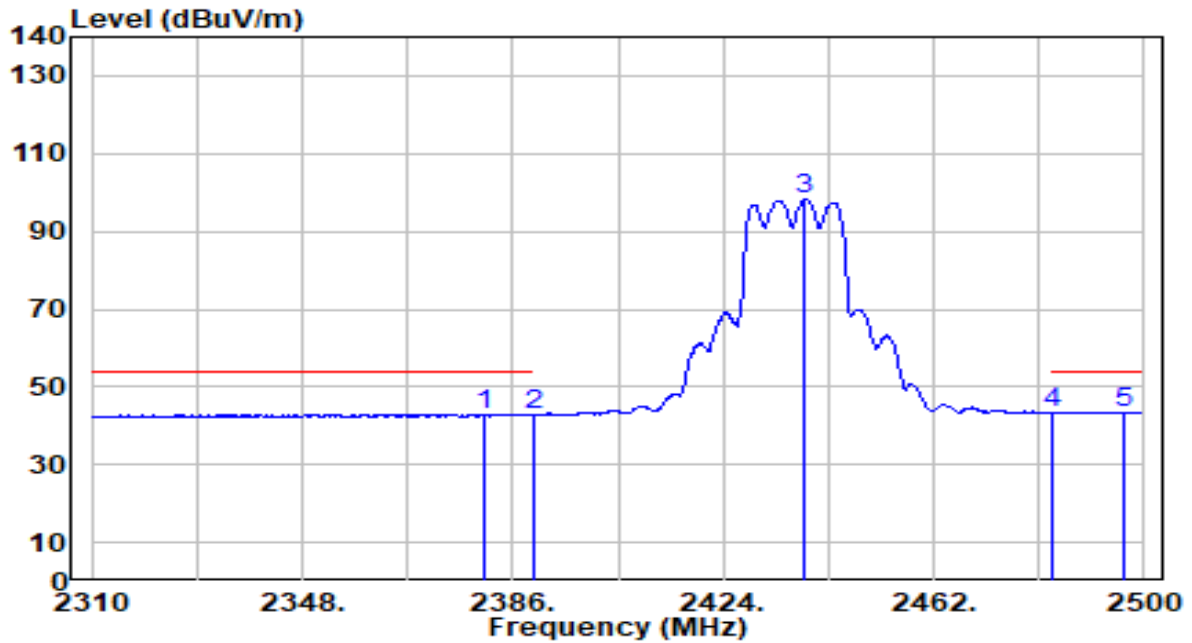


No	Frequency (MHz)	Reading (dBuV)	C.F (dB/m)	Measurement (dBuV/m)	Margin (dB)	Limit (dBuV/m)	Height (cm)	Angle (deg)	Remark (QP/PK/AV)
1	2388.850	26.31	29.99	56.30	-17.70	74.00	100	79	Peak
2	2390.000	24.75	29.99	54.74	-19.26	74.00	100	79	Peak
3	2438.440	78.66	30.14	108.79	N/A	N/A	100	79	Peak
4	2483.500	25.17	30.29	55.46	-18.54	74.00	100	79	Peak
5	* 2489.550	26.33	30.31	56.63	-17.37	74.00	100	79	Peak

Note:

1. " *", means this data is the worst emission level.
2. C.F (Correction Factor) = Antenna Factor (dB/m) + Cable Loss (dB).
3. Measurement (dBuV/m) = Reading(dBuV) + C.F (Correction Factor).
4. The emission levels of other frequencies are very lower than the limit and not show in test report.

EUT	AX3000 Whole Home Mesh Wi-Fi 6 System	Date of Test	2023-03-07
Factor	DRH18-E	Temp. / Humidity	22°C /63%
Polarity	Vertical	Site / Test Engineer	AC2 / Marvin
Test Mode	802.11g_TX_CH 6_ANT 0+1	Test Voltage	AC 120V/60Hz

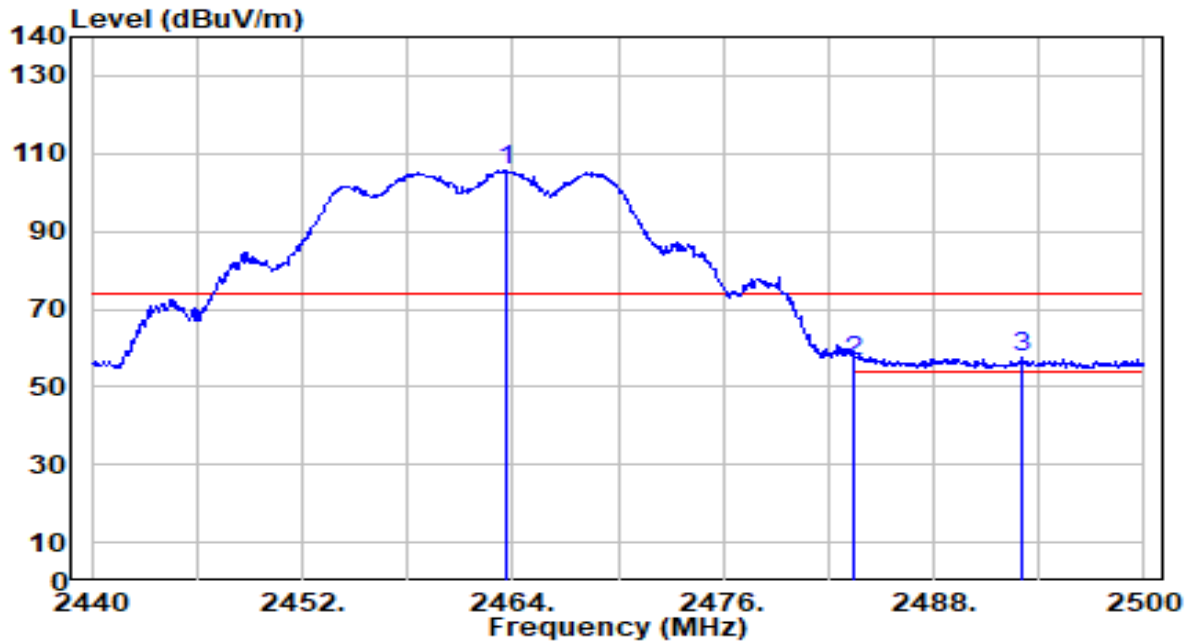


No	Frequency (MHz)	Reading (dBuV)	C.F (dB/m)	Measurement (dBuV/m)	Margin (dB)	Limit (dBuV/m)	Height (cm)	Angle (deg)	Remark (QP/PK/AV)
1	2381.060	12.98	29.98	42.97	-11.03	54.00	100	79	Average
2	2390.000	12.82	29.99	42.82	-11.18	54.00	100	79	Average
3	2438.630	68.09	30.14	98.23	N/A	N/A	100	79	Average
4	2483.500	13.17	30.29	43.46	-10.54	54.00	100	79	Average
5	* 2496.200	13.22	30.33	43.54	-10.46	54.00	100	79	Average

Note:

- "*" means this data is the worst emission level.
- C.F (Correction Factor) = Antenna Factor (dB/m) + Cable Loss (dB).
- Measurement (dBuV/m) = Reading(dBuV) + C.F (Correction Factor).
- The emission levels of other frequencies are very lower than the limit and not show in test report.

EUT	AX3000 Whole Home Mesh Wi-Fi 6 System	Date of Test	2023-03-07
Factor	DRH18-E	Temp. / Humidity	22°C /63%
Polarity	Horizontal	Site / Test Engineer	AC2 / Marvin
Test Mode	802.11g_TX_CH 11_ANT 0+1	Test Voltage	AC 120V/60Hz

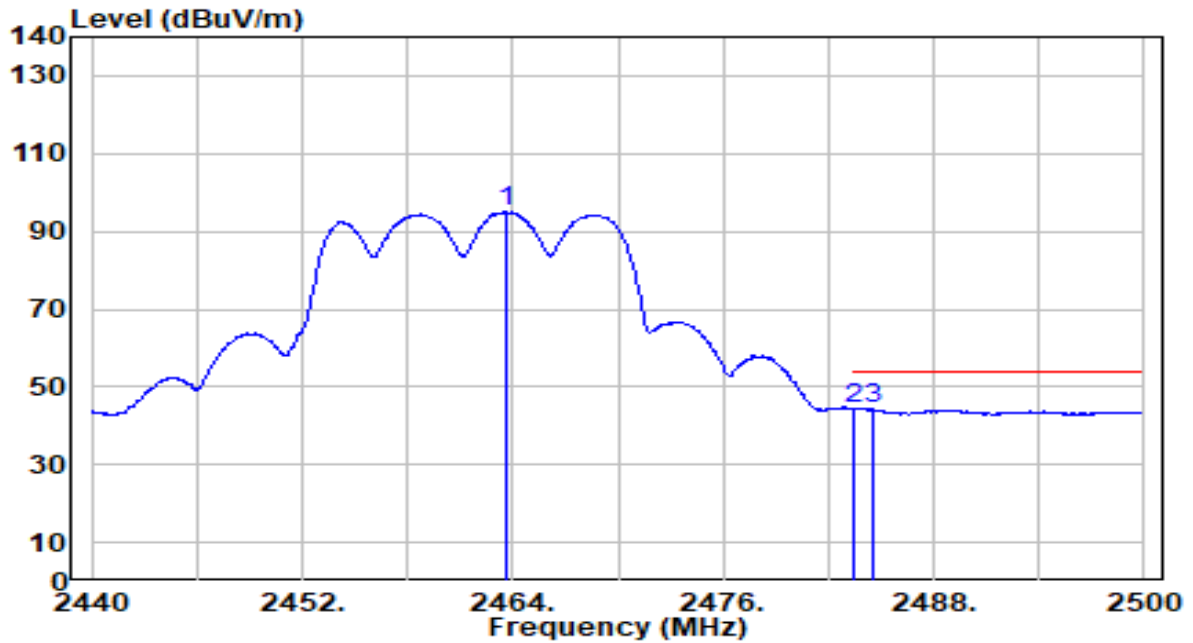


No	Frequency (MHz)	Reading (dBUV)	C.F (dB/m)	Measurement (dBUV/m)	Margin (dB)	Limit (dBUV/m)	Height (cm)	Angle (deg)	Remark (QP/PK/AV)
1	2463.580	75.44	30.22	105.65	N/A	N/A	100	11	Peak
2	2483.500	26.35	30.29	56.64	-17.36	74.00	100	11	Peak
3	* 2492.980	27.10	30.32	57.41	-16.59	74.00	100	11	Peak

Note:

1. " *", means this data is the worst emission level.
2. C.F (Correction Factor) = Antenna Factor (dB/m) + Cable Loss (dB).
3. Measurement (dBUV/m) = Reading(dBUV) + C.F (Correction Factor).
4. The emission levels of other frequencies are very lower than the limit and not show in test report.

EUT	AX3000 Whole Home Mesh Wi-Fi 6 System	Date of Test	2023-03-07
Factor	DRH18-E	Temp. / Humidity	22°C /63%
Polarity	Horizontal	Site / Test Engineer	AC2 / Marvin
Test Mode	802.11g_TX_CH 11_ANT 0+1	Test Voltage	AC 120V/60Hz

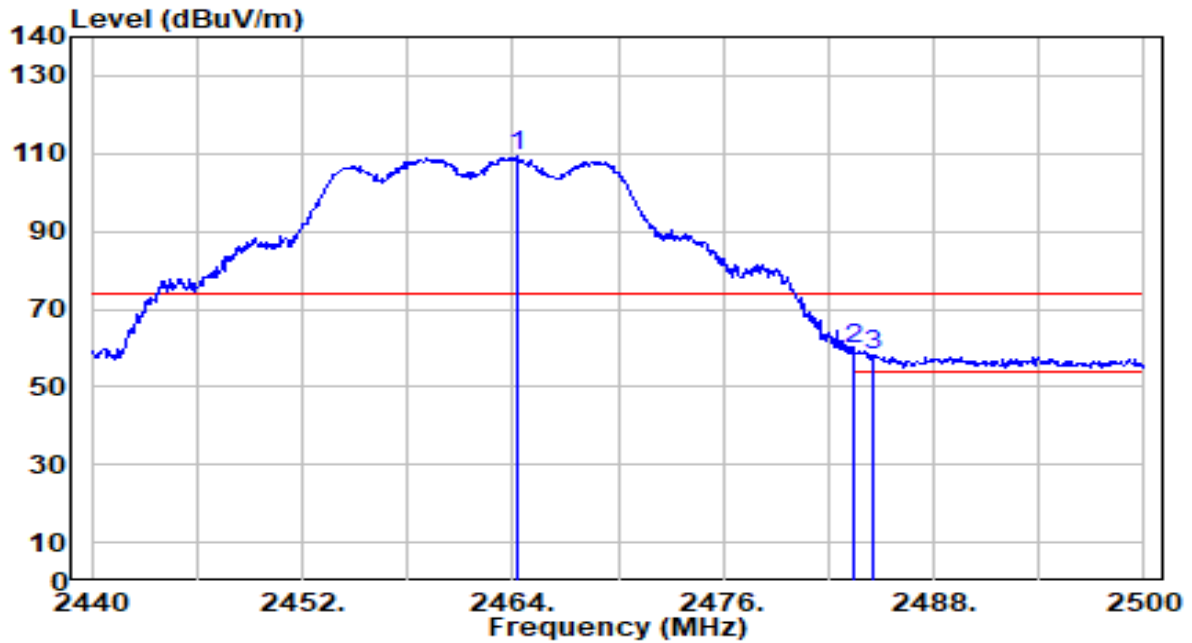


No	Frequency (MHz)	Reading (dBUV)	C.F (dB/m)	Measurement (dBUV/m)	Margin (dB)	Limit (dBUV/m)	Height (cm)	Angle (deg)	Remark (QP/PK/AV)
1	2463.580	64.81	30.22	95.03	N/A	N/A	100	11	Average
2	* 2483.500	14.26	30.29	44.55	-9.45	54.00	100	11	Average
3	2484.520	13.95	30.29	44.24	-9.76	54.00	100	11	Average

Note:

1. " *", means this data is the worst emission level.
2. C.F (Correction Factor) = Antenna Factor (dB/m) + Cable Loss (dB).
3. Measurement (dBUV/m) = Reading(dBUV) + C.F (Correction Factor).
4. The emission levels of other frequencies are very lower than the limit and not show in test report.

EUT	AX3000 Whole Home Mesh Wi-Fi 6 System	Date of Test	2023-03-07
Factor	DRH18-E	Temp. / Humidity	22°C /63%
Polarity	Vertical	Site / Test Engineer	AC2 / Marvin
Test Mode	802.11g_TX_CH 11_ANT 0+1	Test Voltage	AC 120V/60Hz

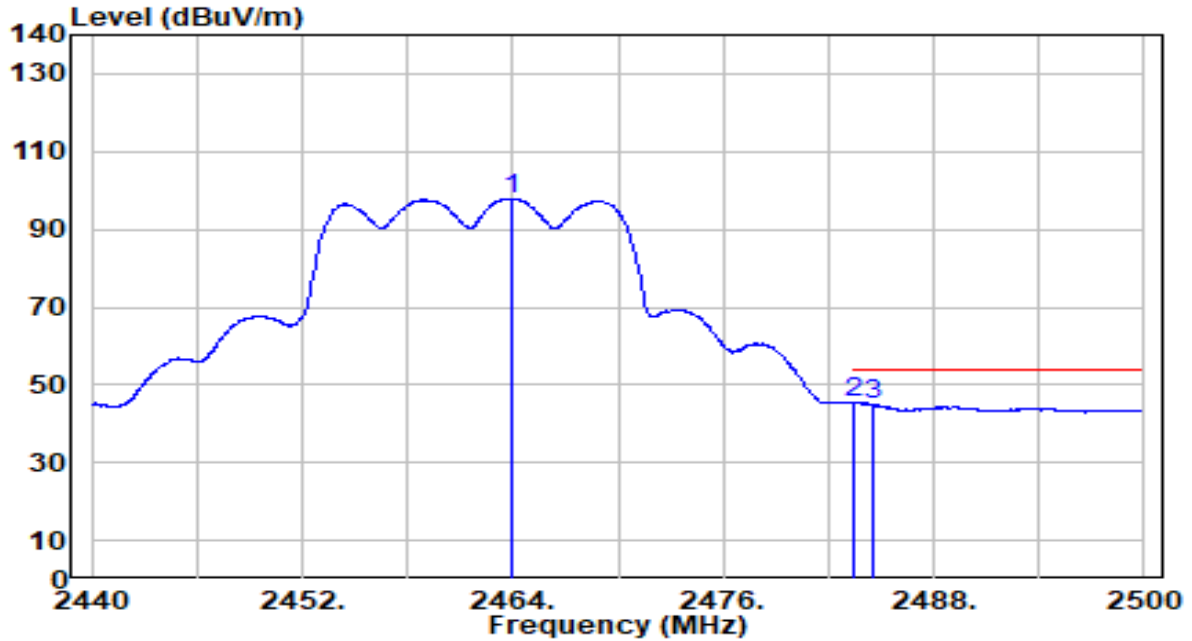


No	Frequency (MHz)	Reading (dBUV)	C.F (dB/m)	Measurement (dBUV/m)	Margin (dB)	Limit (dBUV/m)	Height (cm)	Angle (deg)	Remark (QP/PK/AV)
1	2464.240	78.91	30.22	109.13	N/A	N/A	100	78	Peak
2	* 2483.500	29.54	30.29	59.82	-14.18	74.00	100	78	Peak
3	2484.580	28.03	30.29	58.32	-15.68	74.00	100	78	Peak

Note:

1. " *", means this data is the worst emission level.
2. C.F (Correction Factor) = Antenna Factor (dB/m) + Cable Loss (dB).
3. Measurement (dBUV/m) = Reading(dBUV) + C.F (Correction Factor).
4. The emission levels of other frequencies are very lower than the limit and not show in test report.

EUT	AX3000 Whole Home Mesh Wi-Fi 6 System	Date of Test	2023-03-07
Factor	DRH18-E	Temp. / Humidity	22°C /63%
Polarity	Vertical	Site / Test Engineer	AC2 / Marvin
Test Mode	802.11g_TX_CH 11_ANT 0+1	Test Voltage	AC 120V/60Hz

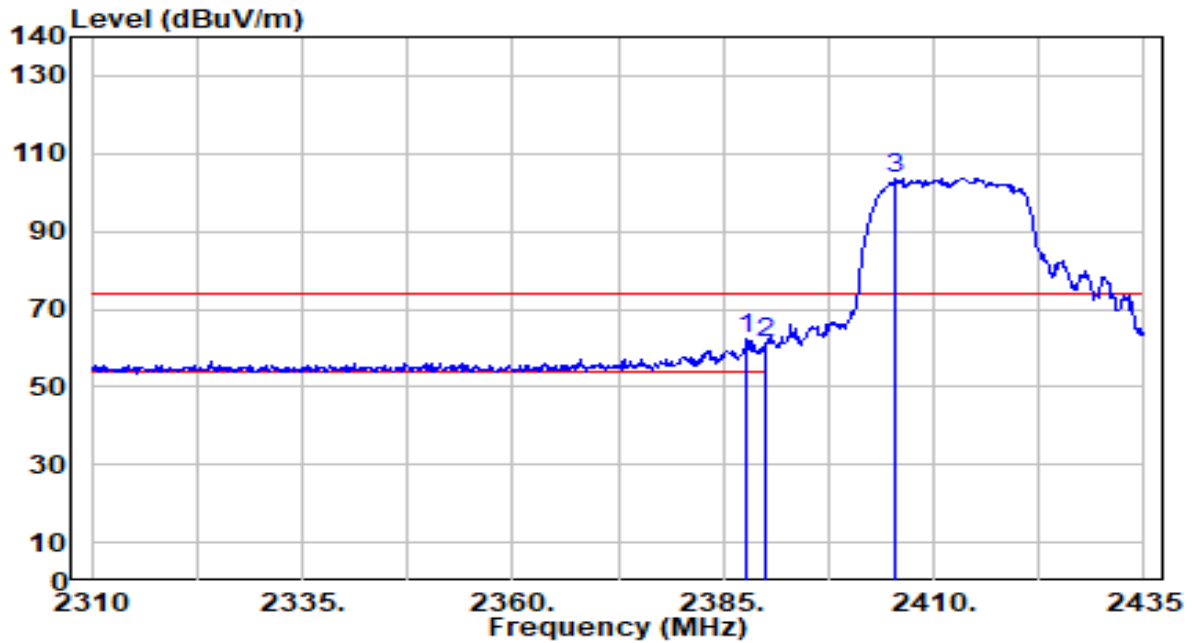


No	Frequency (MHz)	Reading (dBuV)	C.F (dB/m)	Measurement (dBuV/m)	Margin (dB)	Limit (dBuV/m)	Height (cm)	Angle (deg)	Remark (QP/PK/AV)
1	2464.000	67.72	30.22	97.94	N/A	N/A	100	78	Average
2	* 2483.500	14.99	30.29	45.28	-8.72	54.00	100	78	Average
3	2484.580	14.53	30.29	44.82	-9.18	54.00	100	78	Average

Note:

1. " *", means this data is the worst emission level.
2. C.F (Correction Factor) = Antenna Factor (dB/m) + Cable Loss (dB).
3. Measurement (dBuV/m) = Reading(dBuV) + C.F (Correction Factor).
4. The emission levels of other frequencies are very lower than the limit and not show in test report.

EUT	AX3000 Whole Home Mesh Wi-Fi 6 System	Date of Test	2023-03-07
Factor	DRH18-E	Temp. / Humidity	22°C /63%
Polarity	Horizontal	Site / Test Engineer	AC2 / Marvin
Test Mode	802.11n-20MHz_TX_CH 1_ANT 0+1	Test Voltage	AC 120V/60Hz

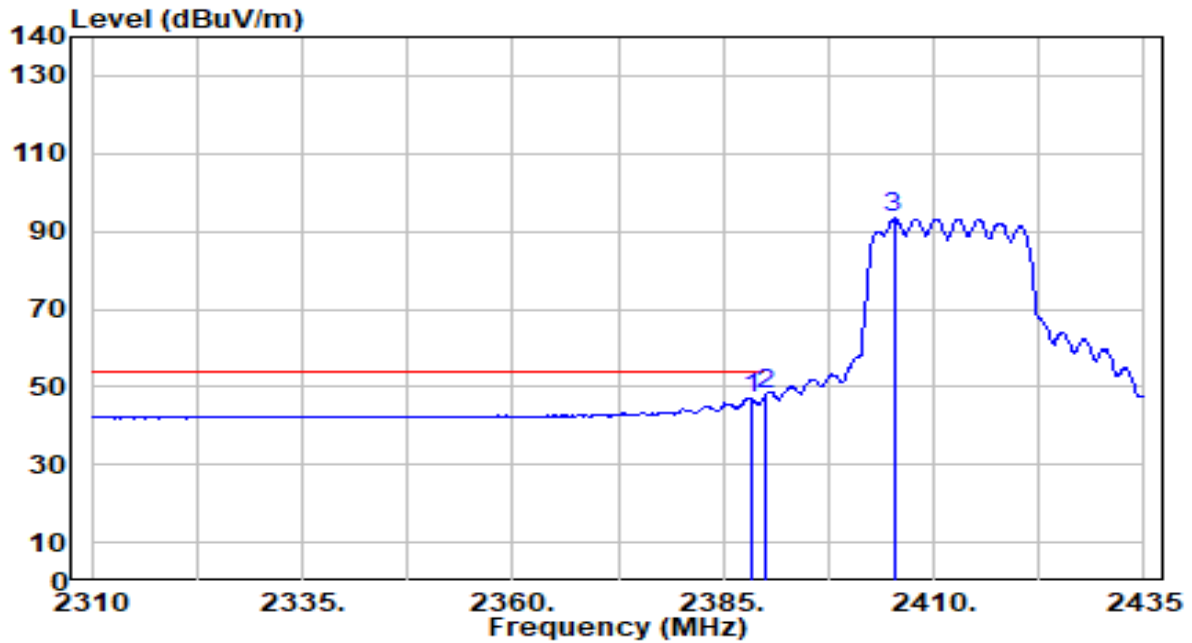


No	Frequency (MHz)	Reading (dBuV)	C.F (dB/m)	Measurement (dBuV/m)	Margin (dB)	Limit (dBuV/m)	Height (cm)	Angle (deg)	Remark (QP/PK/AV)	
1	*	2387.875	32.09	29.99	62.08	-11.92	74.00	100	13	Peak
2		2390.000	31.29	29.99	61.28	-12.72	74.00	100	13	Peak
3		2405.375	73.77	30.03	103.80	N/A	N/A	100	13	Peak

Note:

1. "*" , means this data is the worst emission level.
2. C.F (Correction Factor) = Antenna Factor (dB/m) + Cable Loss (dB).
3. Measurement (dBuV/m) = Reading(dBuV) + C.F (Correction Factor).
4. The emission levels of other frequencies are very lower than the limit and not show in test report.

EUT	AX3000 Whole Home Mesh Wi-Fi 6 System	Date of Test	2023-03-07
Factor	DRH18-E	Temp. / Humidity	22°C /63%
Polarity	Horizontal	Site / Test Engineer	AC2 / Marvin
Test Mode	802.11n-20MHz_TX_CH 1_ANT 0+1	Test Voltage	AC 120V/60Hz

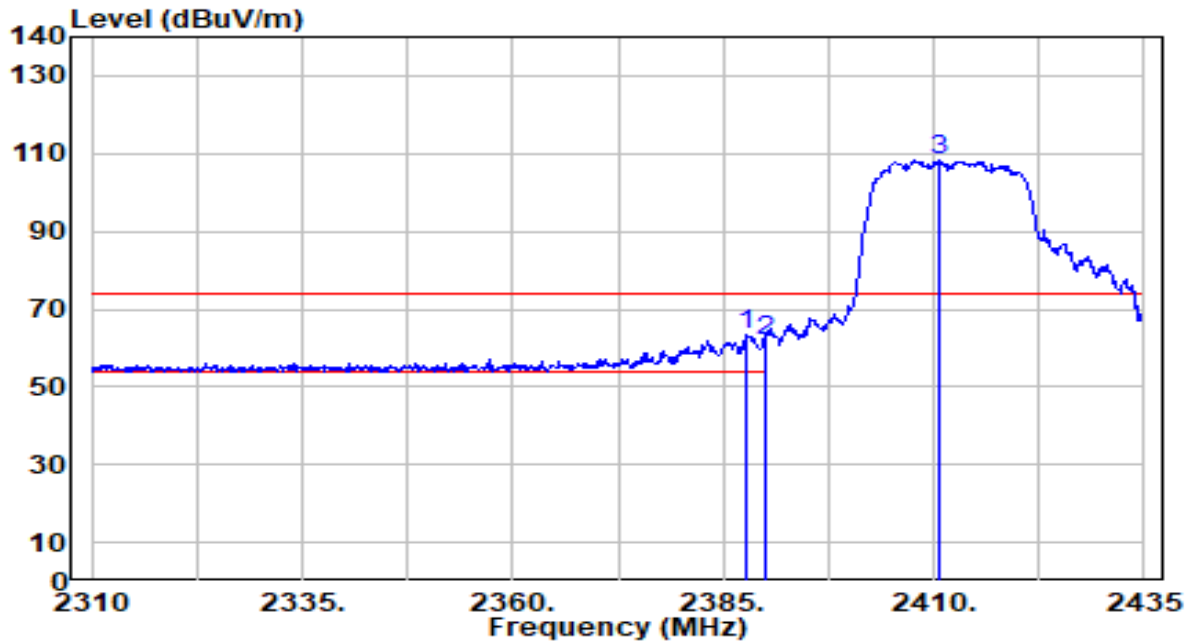


No	Frequency (MHz)	Reading (dBuV)	C.F (dB/m)	Measurement (dBuV/m)	Margin (dB)	Limit (dBuV/m)	Height (cm)	Angle (deg)	Remark (QP/PK/AV)
1	2388.250	17.13	29.99	47.12	-6.88	54.00	100	13	Average
2	* 2390.000	17.86	29.99	47.85	-6.15	54.00	100	13	Average
3	2405.250	63.23	30.03	93.25	N/A	N/A	100	13	Average

Note:

1. " *", means this data is the worst emission level.
2. C.F (Correction Factor) = Antenna Factor (dB/m) + Cable Loss (dB).
3. Measurement (dBuV/m) = Reading(dBuV) + C.F (Correction Factor).
4. The emission levels of other frequencies are very lower than the limit and not show in test report.

EUT	AX3000 Whole Home Mesh Wi-Fi 6 System	Date of Test	2023-03-07
Factor	DRH18-E	Temp. / Humidity	22°C /63%
Polarity	Vertical	Site / Test Engineer	AC2 / Marvin
Test Mode	802.11n-20MHz_TX_CH 1_ANT 0+1	Test Voltage	AC 120V/60Hz

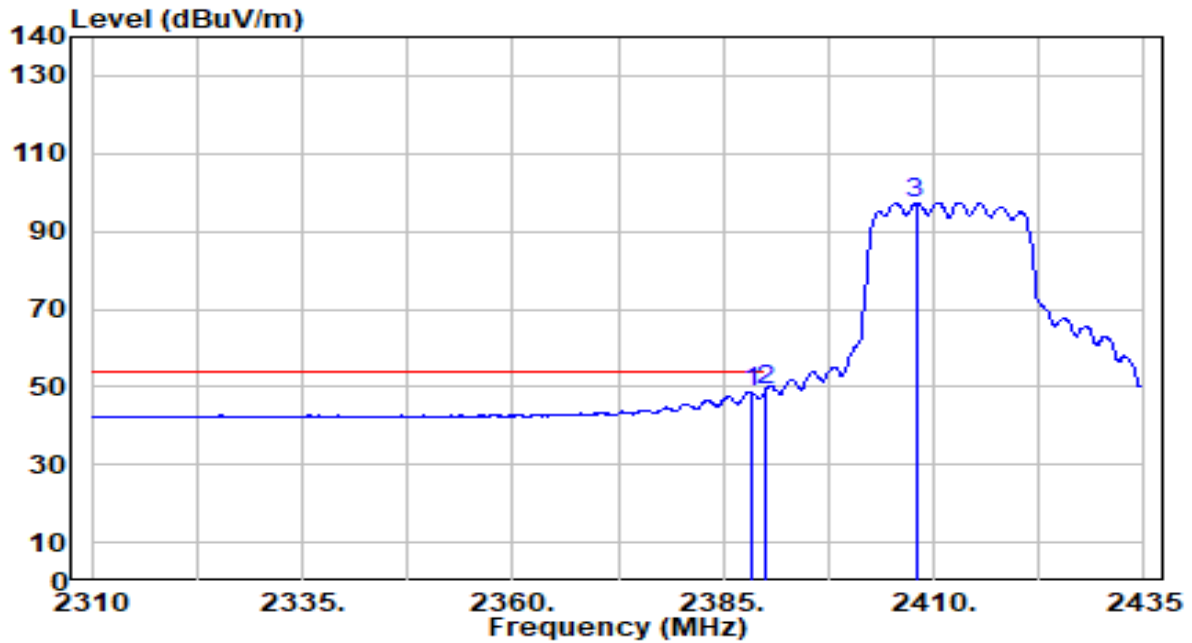


No	Frequency (MHz)	Reading (dBuV)	C.F (dB/m)	Measurement (dBuV/m)	Margin (dB)	Limit (dBuV/m)	Height (cm)	Angle (deg)	Remark (QP/PK/AV)	
1	*	2387.625	33.39	29.99	63.38	-10.62	74.00	100	78	Peak
2		2390.000	32.06	29.99	62.05	-11.95	74.00	100	78	Peak
3		2410.750	78.50	30.04	108.55	N/A	N/A	100	78	Peak

Note:

1. " *", means this data is the worst emission level.
2. C.F (Correction Factor) = Antenna Factor (dB/m) + Cable Loss (dB).
3. Measurement (dBuV/m) = Reading(dBuV) + C.F (Correction Factor).
4. The emission levels of other frequencies are very lower than the limit and not show in test report.

EUT	AX3000 Whole Home Mesh Wi-Fi 6 System	Date of Test	2023-03-07
Factor	DRH18-E	Temp. / Humidity	22°C /63%
Polarity	Vertical	Site / Test Engineer	AC2 / Marvin
Test Mode	802.11n-20MHz_TX_CH 1_ANT 0+1	Test Voltage	AC 120V/60Hz

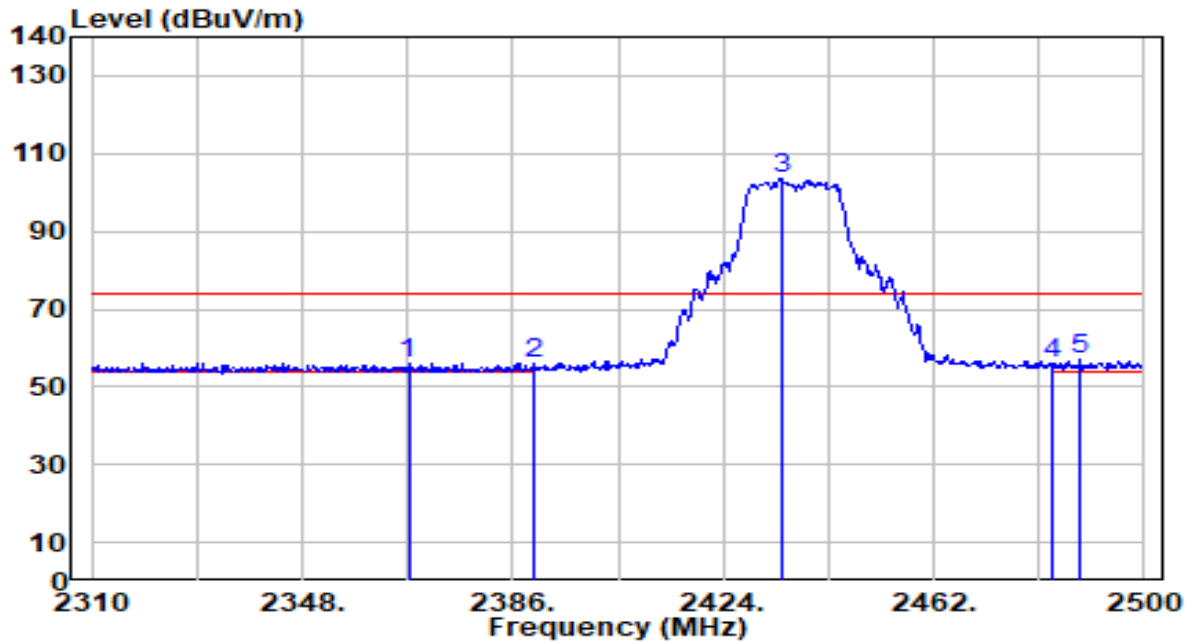


No	Frequency (MHz)	Reading (dBuV)	C.F (dB/m)	Measurement (dBuV/m)	Margin (dB)	Limit (dBuV/m)	Height (cm)	Angle (deg)	Remark (QP/PK/AV)
1	2388.250	18.78	29.99	48.77	-5.23	54.00	100	78	Average
2	* 2390.000	19.34	29.99	49.34	-4.66	54.00	100	78	Average
3	2407.875	67.42	30.03	97.46	N/A	N/A	100	78	Average

Note:

1. " *", means this data is the worst emission level.
2. C.F (Correction Factor) = Antenna Factor (dB/m) + Cable Loss (dB).
3. Measurement (dBuV/m) = Reading(dBuV) + C.F (Correction Factor).
4. The emission levels of other frequencies are very lower than the limit and not show in test report.

EUT	AX3000 Whole Home Mesh Wi-Fi 6 System	Date of Test	2023-03-07
Factor	DRH18-E	Temp. / Humidity	22°C /63%
Polarity	Horizontal	Site / Test Engineer	AC2 / Marvin
Test Mode	802.11n-20MHz_TX_CH 6_ANT 0+1	Test Voltage	AC 120V/60Hz

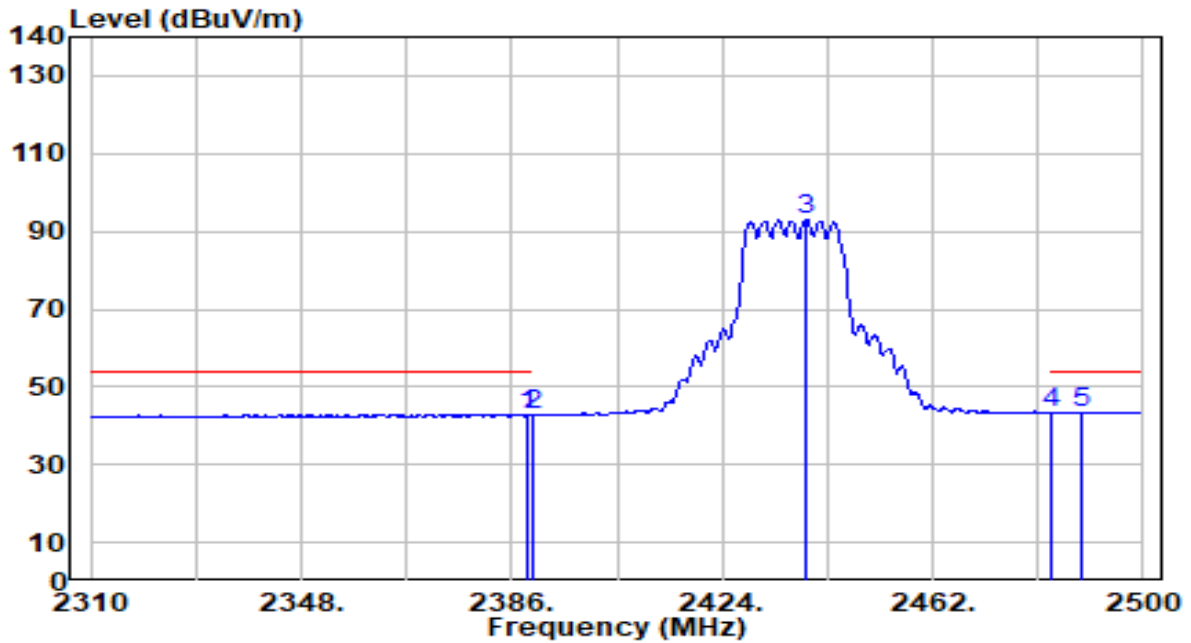


No	Frequency (MHz)	Reading (dBuV)	C.F (dB/m)	Measurement (dBuV/m)	Margin (dB)	Limit (dBuV/m)	Height (cm)	Angle (deg)	Remark (QP/PK/AV)
1	2367.190	26.24	29.96	56.20	-17.80	74.00	100	14	Peak
2	2390.000	25.84	29.99	55.84	-18.16	74.00	100	14	Peak
3	2434.450	73.53	30.12	103.66	N/A	N/A	100	14	Peak
4	2483.500	25.49	30.29	55.78	-18.22	74.00	100	14	Peak
5	* 2488.410	26.77	30.30	57.07	-16.93	74.00	100	14	Peak

Note:

- " *", means this data is the worst emission level.
- C.F (Correction Factor) = Antenna Factor (dB/m) + Cable Loss (dB).
- Measurement (dBuV/m) = Reading(dBuV) + C.F (Correction Factor).
- The emission levels of other frequencies are very lower than the limit and not show in test report.

EUT	AX3000 Whole Home Mesh Wi-Fi 6 System	Date of Test	2023-03-07
Factor	DRH18-E	Temp. / Humidity	22°C /63%
Polarity	Horizontal	Site / Test Engineer	AC2 / Marvin
Test Mode	802.11n-20MHz_TX_CH 6_ANT 0+1	Test Voltage	AC 120V/60Hz

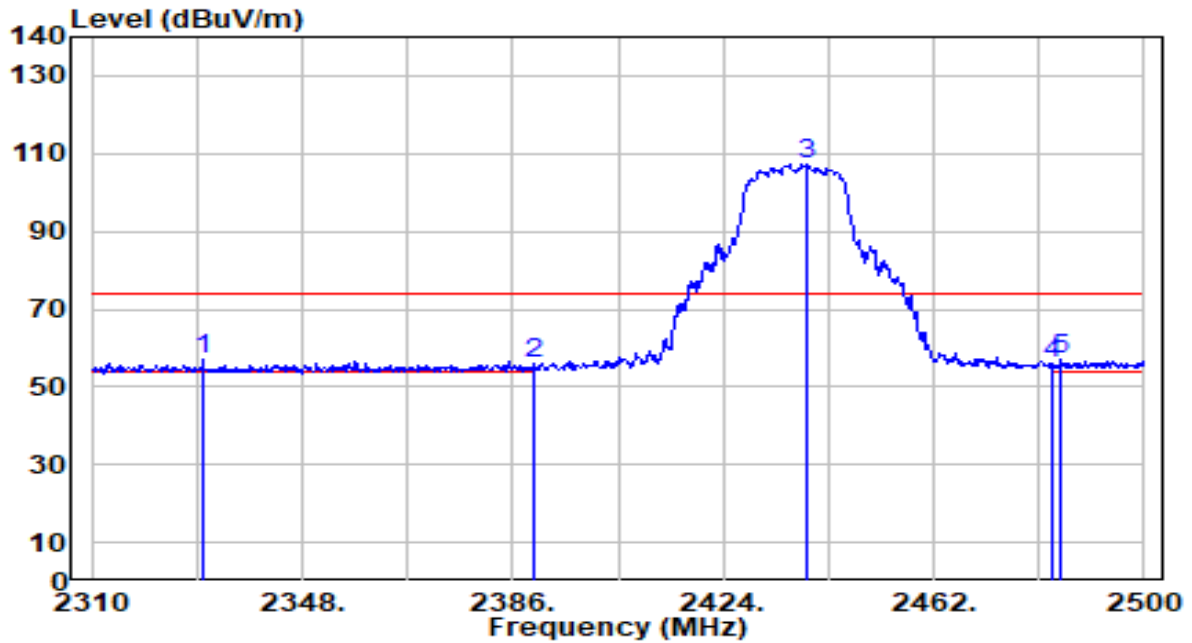


No	Frequency (MHz)	Reading (dBuV)	C.F (dB/m)	Measurement (dBuV/m)	Margin (dB)	Limit (dBuV/m)	Height (cm)	Angle (deg)	Remark (QP/PK/AV)
1	2388.850	12.89	29.99	42.89	-11.11	54.00	100	14	Average
2	2390.000	12.62	29.99	42.62	-11.38	54.00	100	14	Average
3	2439.200	62.93	30.14	93.06	N/A	N/A	100	14	Average
4	2483.500	12.88	30.29	43.17	-10.83	54.00	100	14	Average
5	* 2488.980	13.23	30.30	43.53	-10.47	54.00	100	14	Average

Note:

- " *", means this data is the worst emission level.
- C.F (Correction Factor) = Antenna Factor (dB/m) + Cable Loss (dB).
- Measurement (dBuV/m) = Reading(dBuV) + C.F (Correction Factor).
- The emission levels of other frequencies are very lower than the limit and not show in test report.

EUT	AX3000 Whole Home Mesh Wi-Fi 6 System	Date of Test	2023-03-07
Factor	DRH18-E	Temp. / Humidity	22°C /63%
Polarity	Vertical	Site / Test Engineer	AC2 / Marvin
Test Mode	802.11n-20MHz_TX_CH 6_ANT 0+1	Test Voltage	AC 120V/60Hz

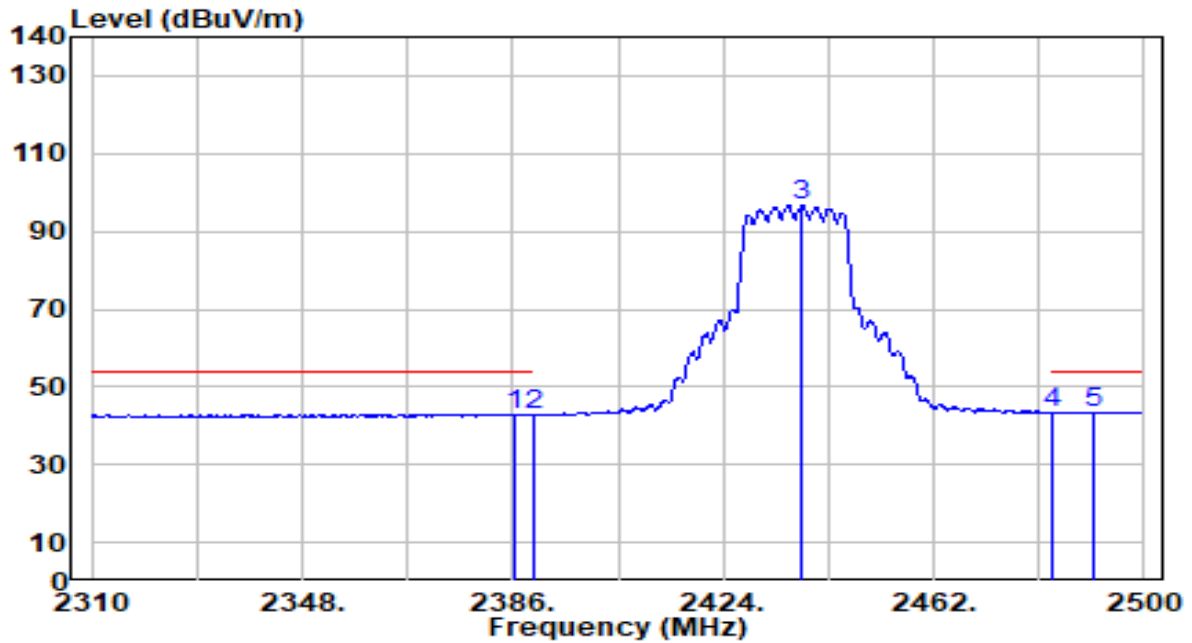


No	Frequency (MHz)	Reading (dBuV)	C.F (dB/m)	Measurement (dBuV/m)	Margin (dB)	Limit (dBuV/m)	Height (cm)	Angle (deg)	Remark (QP/PK/AV)
1	2330.140	26.95	29.92	56.86	-17.14	74.00	100	122	Peak
2	2390.000	25.86	29.99	55.85	-18.15	74.00	100	122	Peak
3	2439.200	77.30	30.14	107.44	N/A	N/A	100	122	Peak
4	2483.500	25.75	30.29	56.03	-17.97	74.00	100	122	Peak
5	* 2484.990	26.94	30.29	57.23	-16.77	74.00	100	122	Peak

Note:

1. " *", means this data is the worst emission level.
2. C.F (Correction Factor) = Antenna Factor (dB/m) + Cable Loss (dB).
3. Measurement (dBuV/m) = Reading(dBuV) + C.F (Correction Factor).
4. The emission levels of other frequencies are very lower than the limit and not show in test report.

EUT	AX3000 Whole Home Mesh Wi-Fi 6 System	Date of Test	2023-03-07
Factor	DRH18-E	Temp. / Humidity	22°C /63%
Polarity	Vertical	Site / Test Engineer	AC2 / Marvin
Test Mode	802.11n-20MHz_TX_CH 6_ANT 0+1	Test Voltage	AC 120V/60Hz

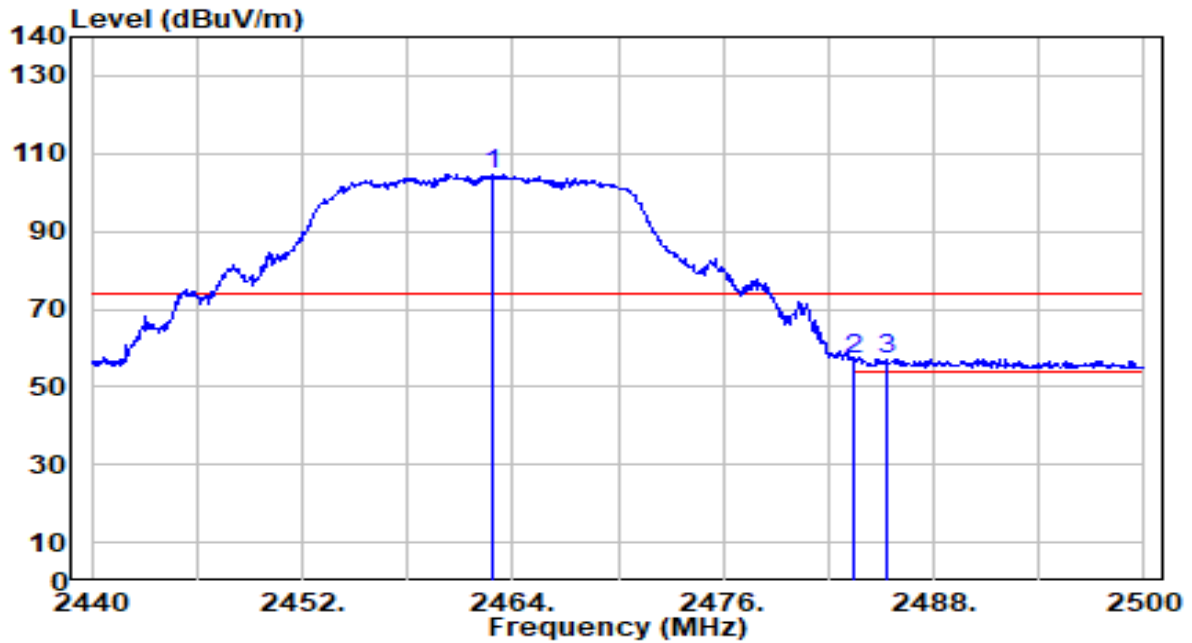


No	Frequency (MHz)	Reading (dBuV)	C.F (dB/m)	Measurement (dBuV/m)	Margin (dB)	Limit (dBuV/m)	Height (cm)	Angle (deg)	Remark (QP/PK/AV)
1	2386.570	12.92	29.99	42.91	-11.09	54.00	100	122	Average
2	2390.000	12.83	29.99	42.83	-11.17	54.00	100	122	Average
3	2438.250	66.79	30.13	96.92	N/A	N/A	100	122	Average
4	2483.500	13.24	30.29	43.52	-10.48	54.00	100	122	Average
5	* 2491.070	13.24	30.31	43.55	-10.45	54.00	100	122	Average

Note:

- "*" means this data is the worst emission level.
- C.F (Correction Factor) = Antenna Factor (dB/m) + Cable Loss (dB).
- Measurement (dBuV/m) = Reading(dBuV) + C.F (Correction Factor).
- The emission levels of other frequencies are very lower than the limit and not show in test report.

EUT	AX3000 Whole Home Mesh Wi-Fi 6 System	Date of Test	2023-03-07
Factor	DRH18-E	Temp. / Humidity	22°C /63%
Polarity	Horizontal	Site / Test Engineer	AC2 / Marvin
Test Mode	802.11n-20MHz_TX_CH 11_ANT 0+1	Test Voltage	AC 120V/60Hz

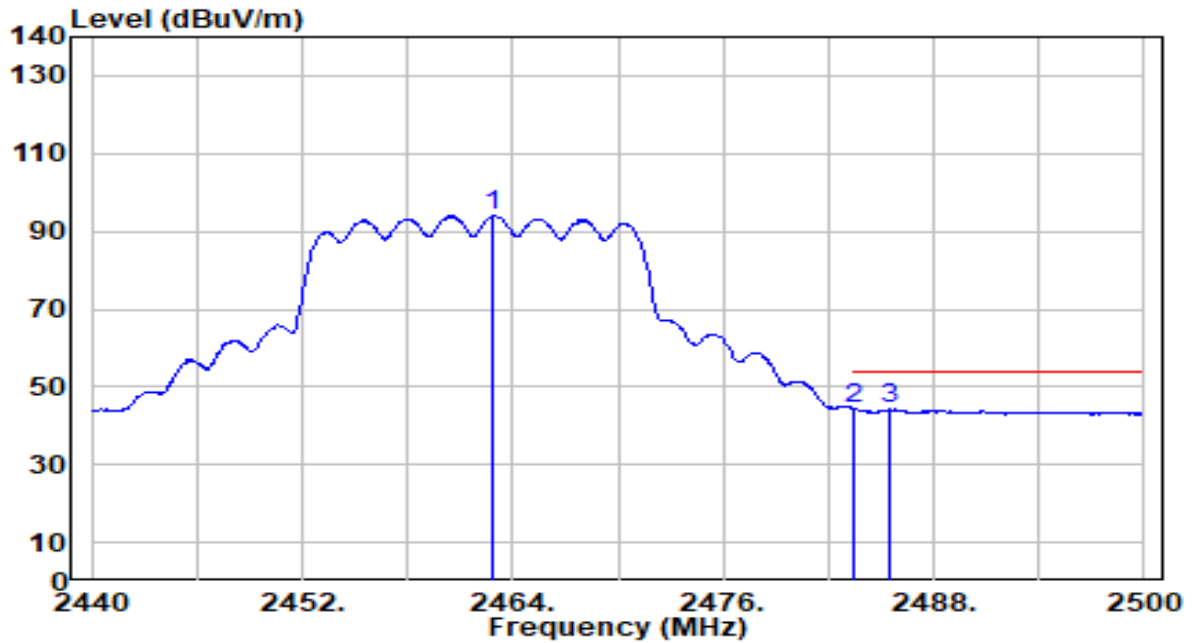


No	Frequency (MHz)	Reading (dBUV)	C.F (dB/m)	Measurement (dBUV/m)	Margin (dB)	Limit (dBUV/m)	Height (cm)	Angle (deg)	Remark (QP/PK/AV)
1	2462.920	74.37	30.22	104.58	N/A	N/A	106	12	Peak
2	2483.500	26.51	30.29	56.79	-17.21	74.00	106	12	Peak
3	* 2485.300	26.95	30.29	57.24	-16.76	74.00	106	12	Peak

Note:

1. " *", means this data is the worst emission level.
2. C.F (Correction Factor) = Antenna Factor (dB/m) + Cable Loss (dB).
3. Measurement (dBUV/m) = Reading(dBUV) + C.F (Correction Factor).
4. The emission levels of other frequencies are very lower than the limit and not show in test report.

EUT	AX3000 Whole Home Mesh Wi-Fi 6 System	Date of Test	2023-03-07
Factor	DRH18-E	Temp. / Humidity	22°C /63%
Polarity	Horizontal	Site / Test Engineer	AC2 / Marvin
Test Mode	802.11n-20MHz_TX_CH 11_ANT 0+1	Test Voltage	AC 120V/60Hz

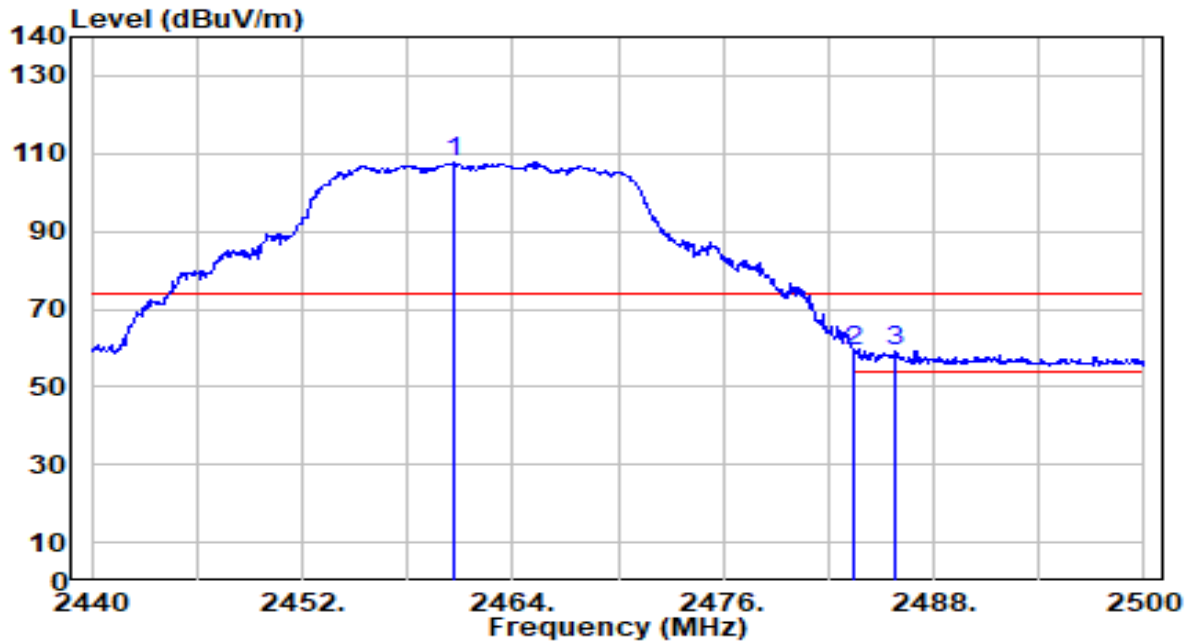


No	Frequency (MHz)	Reading (dBuV)	C.F (dB/m)	Measurement (dBuV/m)	Margin (dB)	Limit (dBuV/m)	Height (cm)	Angle (deg)	Remark (QP/PK/AV)
1	2462.920	63.81	30.22	94.02	N/A	N/A	106	12	Average
2	* 2483.500	14.11	30.29	44.39	-9.61	54.00	106	12	Average
3	2485.480	13.98	30.29	44.27	-9.73	54.00	106	12	Average

Note:

1. " *", means this data is the worst emission level.
2. C.F (Correction Factor) = Antenna Factor (dB/m) + Cable Loss (dB).
3. Measurement (dBuV/m) = Reading(dBuV) + C.F (Correction Factor).
4. The emission levels of other frequencies are very lower than the limit and not show in test report.

EUT	AX3000 Whole Home Mesh Wi-Fi 6 System	Date of Test	2023-03-07
Factor	DRH18-E	Temp. / Humidity	22°C /63%
Polarity	Vertical	Site / Test Engineer	AC2 / Marvin
Test Mode	802.11n-20MHz_TX_CH 11_ANT 0+1	Test Voltage	AC 120V/60Hz

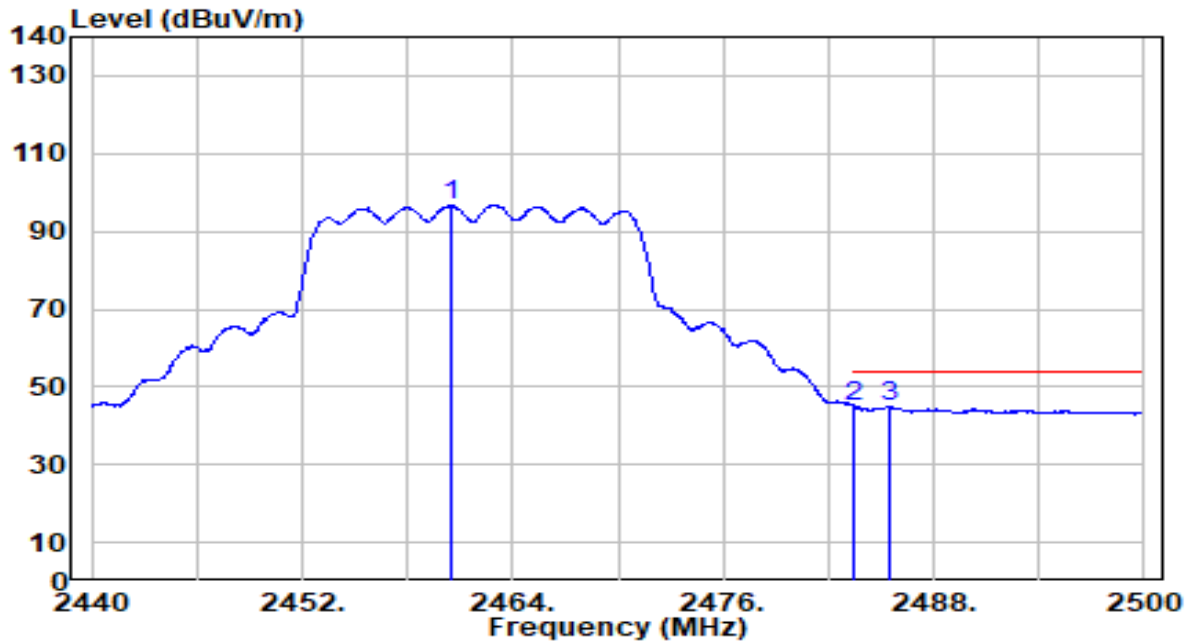


No	Frequency (MHz)	Reading (dBUV)	C.F (dB/m)	Measurement (dBUV/m)	Margin (dB)	Limit (dBUV/m)	Height (cm)	Angle (deg)	Remark (QP/PK/AV)
1	2460.700	77.68	30.21	107.89	N/A	N/A	100	77	Peak
2	2483.500	28.78	30.29	59.06	-14.94	74.00	100	77	Peak
3	* 2485.780	28.85	30.29	59.14	-14.86	74.00	100	77	Peak

Note:

1. " *", means this data is the worst emission level.
2. C.F (Correction Factor) = Antenna Factor (dB/m) + Cable Loss (dB).
3. Measurement (dBUV/m) = Reading(dBUV) + C.F (Correction Factor).
4. The emission levels of other frequencies are very lower than the limit and not show in test report.

EUT	AX3000 Whole Home Mesh Wi-Fi 6 System	Date of Test	2023-03-07
Factor	DRH18-E	Temp. / Humidity	22°C /63%
Polarity	Vertical	Site / Test Engineer	AC2 / Marvin
Test Mode	802.11n-20MHz_TX_CH 11_ANT 0+1	Test Voltage	AC 120V/60Hz

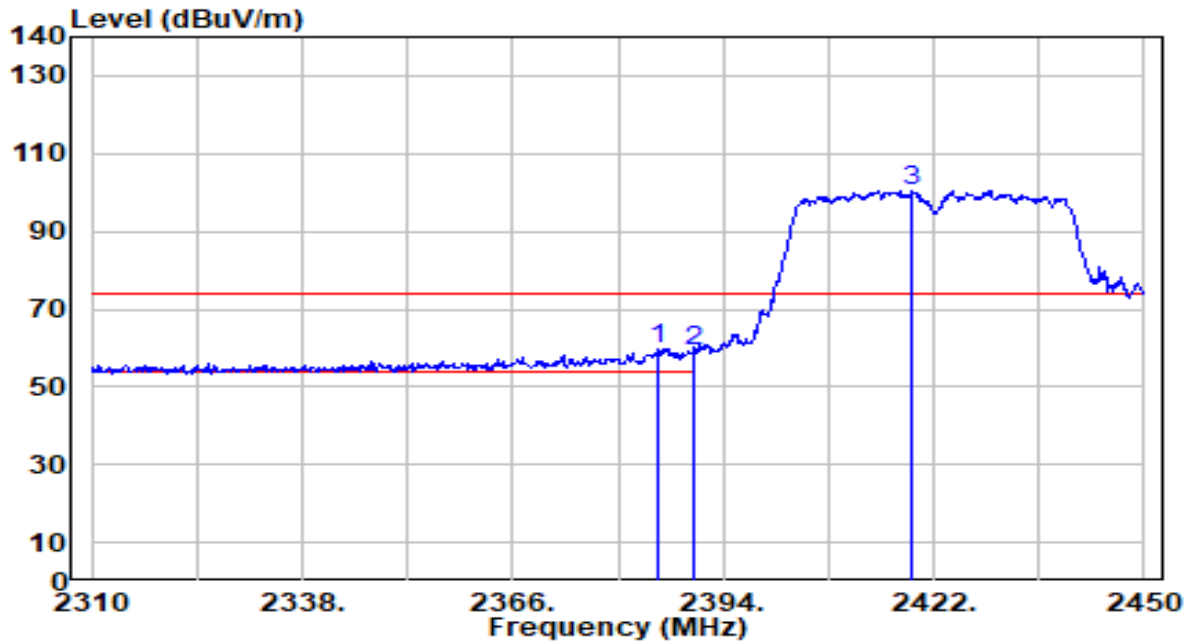


No	Frequency (MHz)	Reading (dBUV)	C.F (dB/m)	Measurement (dBUV/m)	Margin (dB)	Limit (dBUV/m)	Height (cm)	Angle (deg)	Remark (QP/PK/AV)
1	2460.520	66.69	30.21	96.90	N/A	N/A	100	77	Average
2	* 2483.500	14.56	30.29	44.85	-9.15	54.00	100	77	Average
3	2485.540	14.50	30.29	44.79	-9.21	54.00	100	77	Average

Note:

1. " *", means this data is the worst emission level.
2. C.F (Correction Factor) = Antenna Factor (dB/m) + Cable Loss (dB).
3. Measurement (dBUV/m) = Reading(dBUV) + C.F (Correction Factor).
4. The emission levels of other frequencies are very lower than the limit and not show in test report.

EUT	AX3000 Whole Home Mesh Wi-Fi 6 System	Date of Test	2023-03-07
Factor	DRH18-E	Temp. / Humidity	22°C /63%
Polarity	Horizontal	Site / Test Engineer	AC2 / Marvin
Test Mode	802.11n-40MHz_TX_CH 3_ANT 0+1	Test Voltage	AC 120V/60Hz

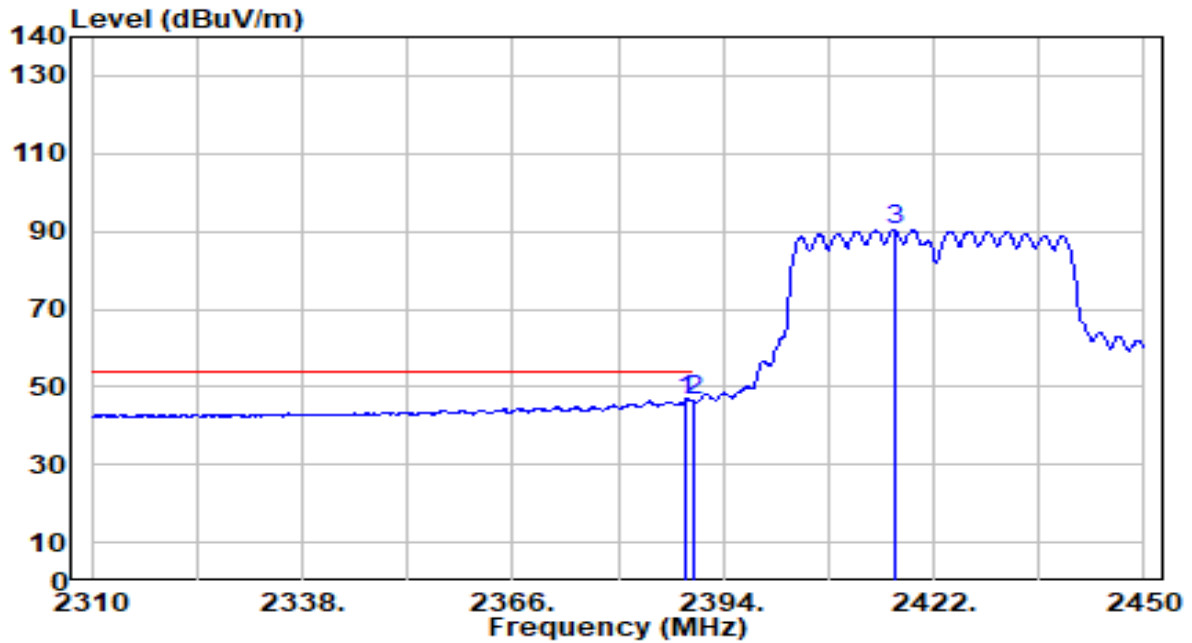


No	Frequency (MHz)	Reading (dBuV)	C.F (dB/m)	Measurement (dBuV/m)	Margin (dB)	Limit (dBuV/m)	Height (cm)	Angle (deg)	Remark (QP/PK/AV)	
1	*	2385.320	29.80	29.99	59.79	-14.21	74.00	100	7	Peak
2		2390.000	29.14	29.99	59.13	-14.87	74.00	100	7	Peak
3		2418.920	70.37	30.07	100.44	N/A	N/A	100	7	Peak

Note:

1. " *", means this data is the worst emission level.
2. C.F (Correction Factor) = Antenna Factor (dB/m) + Cable Loss (dB).
3. Measurement (dBuV/m) = Reading(dBuV) + C.F (Correction Factor).
4. The emission levels of other frequencies are very lower than the limit and not show in test report.

EUT	AX3000 Whole Home Mesh Wi-Fi 6 System	Date of Test	2023-03-07
Factor	DRH18-E	Temp. / Humidity	22°C /63%
Polarity	Horizontal	Site / Test Engineer	AC2 / Marvin
Test Mode	802.11n-40MHz_TX_CH 3_ANT 0+1	Test Voltage	AC 120V/60Hz

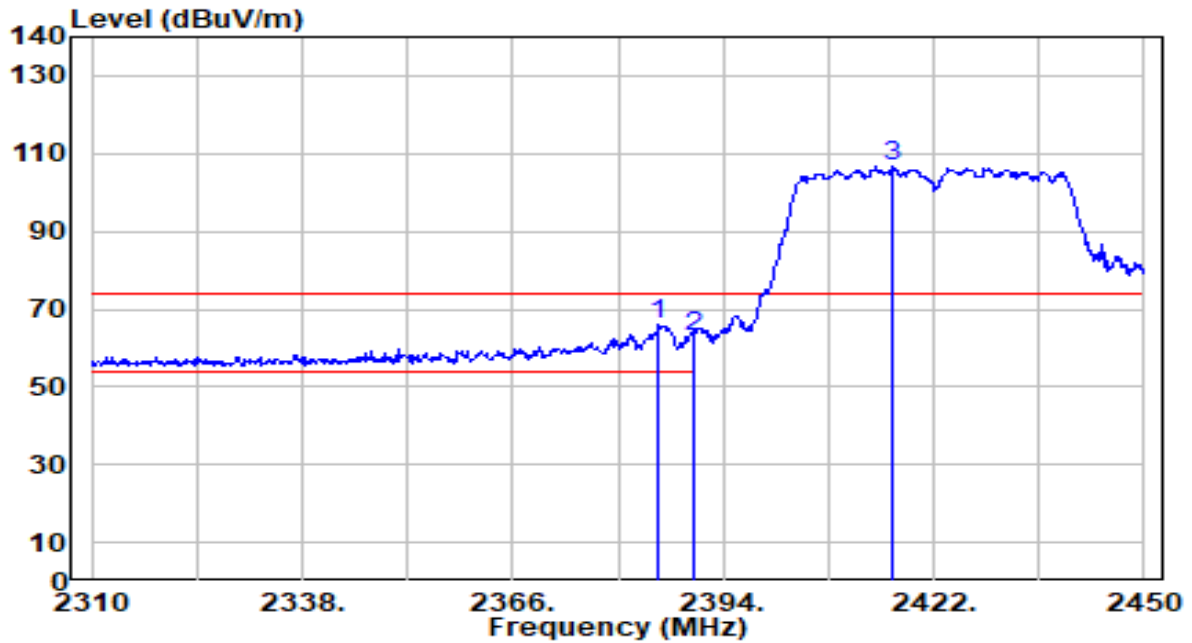


No	Frequency (MHz)	Reading (dBuV)	C.F (dB/m)	Measurement (dBuV/m)	Margin (dB)	Limit (dBuV/m)	Height (cm)	Angle (deg)	Remark (QP/PK/AV)
1	2388.960	16.30	29.99	46.30	-7.70	54.00	100	7	Average
2	* 2390.000	16.61	29.99	46.60	-7.40	54.00	100	7	Average
3	2416.820	60.47	30.06	90.54	N/A	N/A	100	7	Average

Note:

1. " *", means this data is the worst emission level.
2. C.F (Correction Factor) = Antenna Factor (dB/m) + Cable Loss (dB).
3. Measurement (dBuV/m) = Reading(dBuV) + C.F (Correction Factor).
4. The emission levels of other frequencies are very lower than the limit and not show in test report.

EUT	AX3000 Whole Home Mesh Wi-Fi 6 System	Date of Test	2023-03-07
Factor	DRH18-E	Temp. / Humidity	22°C /63%
Polarity	Vertical	Site / Test Engineer	AC2 / Marvin
Test Mode	802.11n-40MHz_TX_CH 3_ANT 0+1	Test Voltage	AC 120V/60Hz

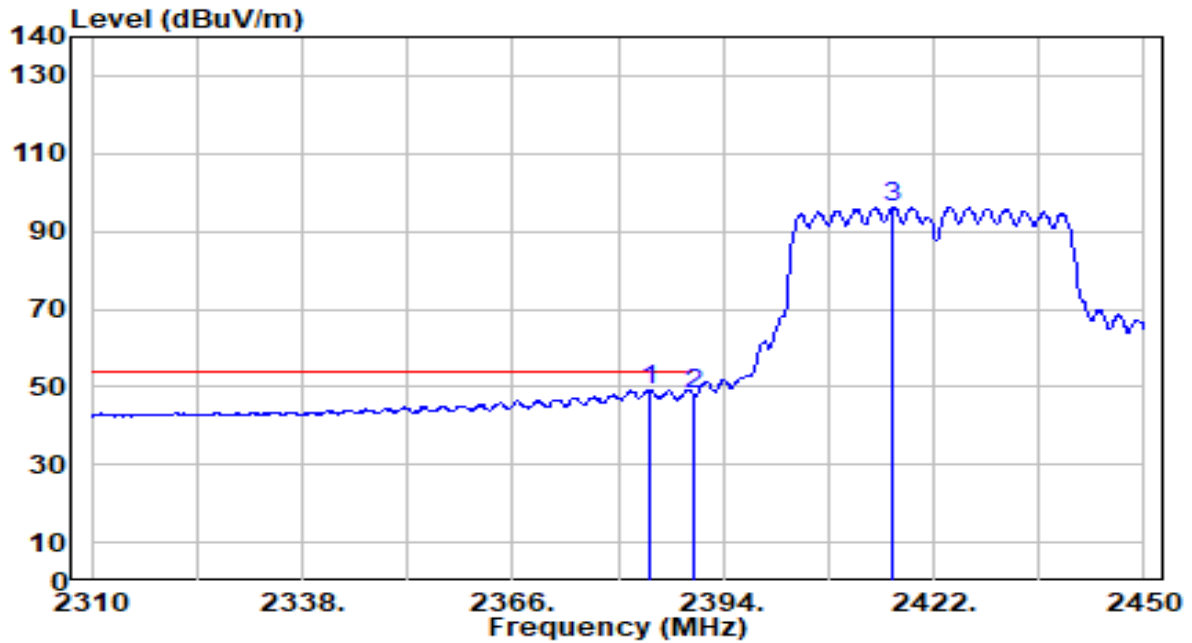


No	Frequency (MHz)	Reading (dBuV)	C.F (dB/m)	Measurement (dBuV/m)	Margin (dB)	Limit (dBuV/m)	Height (cm)	Angle (deg)	Remark (QP/PK/AV)	
1	*	2385.460	36.02	29.99	66.01	-7.99	74.00	100	78	Peak
2		2390.000	32.78	29.99	62.77	-11.23	74.00	100	78	Peak
3		2416.540	76.59	30.06	106.65	N/A	N/A	100	78	Peak

Note:

1. "*" , means this data is the worst emission level.
2. C.F (Correction Factor) = Antenna Factor (dB/m) + Cable Loss (dB).
3. Measurement (dBuV/m) = Reading(dBuV) + C.F (Correction Factor).
4. The emission levels of other frequencies are very lower than the limit and not show in test report.

EUT	AX3000 Whole Home Mesh Wi-Fi 6 System	Date of Test	2023-03-07
Factor	DRH18-E	Temp. / Humidity	22°C /63%
Polarity	Vertical	Site / Test Engineer	AC2 / Marvin
Test Mode	802.11n-40MHz_TX_CH 3_ANT 0+1	Test Voltage	AC 120V/60Hz

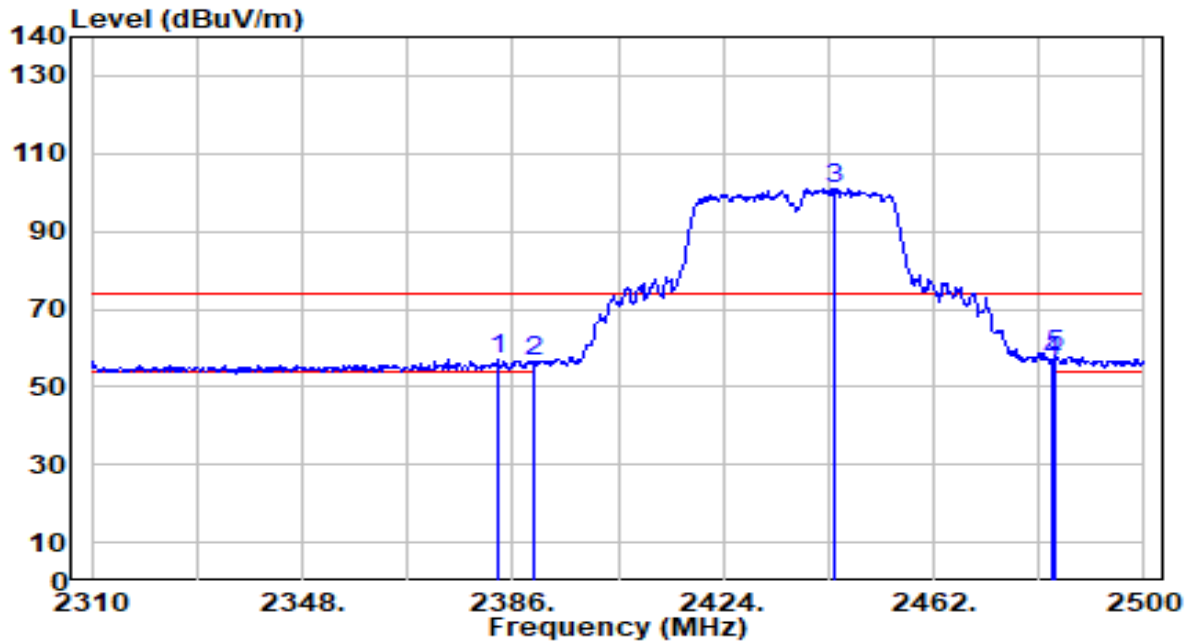


No	Frequency (MHz)	Reading (dBuV)	C.F (dB/m)	Measurement (dBuV/m)	Margin (dB)	Limit (dBuV/m)	Height (cm)	Angle (deg)	Remark (QP/PK/AV)	
1	*	2384.060	19.31	29.99	49.29	-4.71	54.00	100	78	Average
2		2390.000	18.26	29.99	48.26	-5.74	54.00	100	78	Average
3		2416.540	66.29	30.06	96.35	N/A	N/A	100	78	Average

Note:

1. " *", means this data is the worst emission level.
2. C.F (Correction Factor) = Antenna Factor (dB/m) + Cable Loss (dB).
3. Measurement (dBuV/m) = Reading(dBuV) + C.F (Correction Factor).
4. The emission levels of other frequencies are very lower than the limit and not show in test report.

EUT	AX3000 Whole Home Mesh Wi-Fi 6 System	Date of Test	2023-03-07
Factor	DRH18-E	Temp. / Humidity	22°C /63%
Polarity	Horizontal	Site / Test Engineer	AC2 / Marvin
Test Mode	802.11n-40MHz_TX_CH 6_ANT 0+1	Test Voltage	AC 120V/60Hz

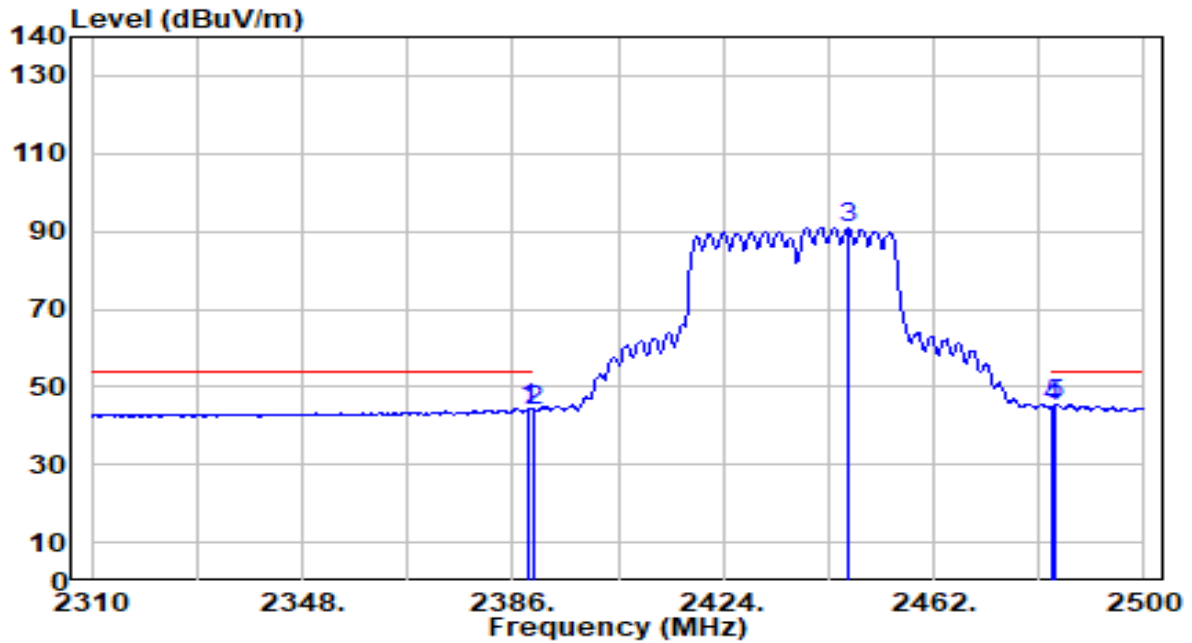


No	Frequency (MHz)	Reading (dBuV)	C.F (dB/m)	Measurement (dBuV/m)	Margin (dB)	Limit (dBuV/m)	Height (cm)	Angle (deg)	Remark (QP/PK/AV)
1	2383.340	26.91	29.99	56.90	-17.10	74.00	135	10	Peak
2	2390.000	26.36	29.99	56.35	-17.65	74.00	135	10	Peak
3	2444.140	70.92	30.15	101.08	N/A	N/A	135	10	Peak
4	2483.500	26.50	30.29	56.78	-17.22	74.00	135	10	Peak
5	* 2484.040	27.92	30.29	58.20	-15.80	74.00	135	10	Peak

Note:

1. " *", means this data is the worst emission level.
2. C.F (Correction Factor) = Antenna Factor (dB/m) + Cable Loss (dB).
3. Measurement (dBuV/m) = Reading(dBuV) + C.F (Correction Factor).
4. The emission levels of other frequencies are very lower than the limit and not show in test report.

EUT	AX3000 Whole Home Mesh Wi-Fi 6 System	Date of Test	2023-03-07
Factor	DRH18-E	Temp. / Humidity	22°C /63%
Polarity	Horizontal	Site / Test Engineer	AC2 / Marvin
Test Mode	802.11n-40MHz_TX_CH 6_ANT 0+1	Test Voltage	AC 120V/60Hz

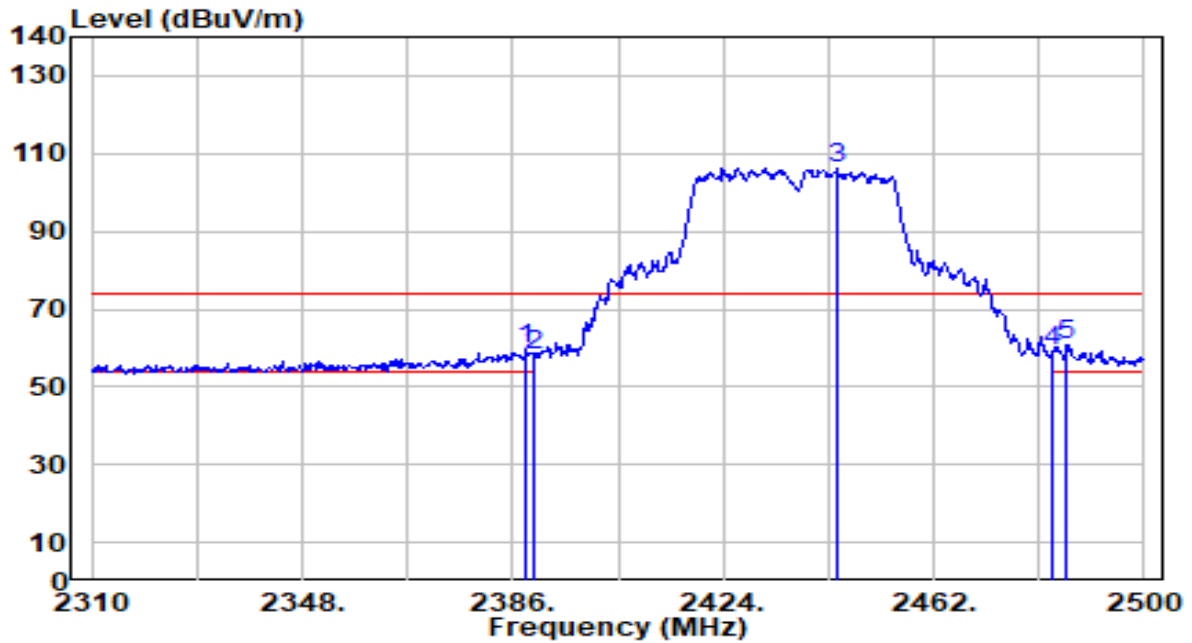


No	Frequency (MHz)	Reading (dBuV)	C.F (dB/m)	Measurement (dBuV/m)	Margin (dB)	Limit (dBuV/m)	Height (cm)	Angle (deg)	Remark (QP/PK/AV)
1	2389.040	14.43	29.99	44.42	-9.58	54.00	135	10	Average
2	2390.000	13.87	29.99	43.86	-10.14	54.00	135	10	Average
3	2446.610	60.73	30.16	90.89	N/A	N/A	135	10	Average
4	2483.500	14.73	30.29	45.01	-8.99	54.00	135	10	Average
5	* 2484.040	15.26	30.29	45.55	-8.45	54.00	135	10	Average

Note:

1. " *", means this data is the worst emission level.
2. C.F (Correction Factor) = Antenna Factor (dB/m) + Cable Loss (dB).
3. Measurement (dBuV/m) = Reading(dBuV) + C.F (Correction Factor).
4. The emission levels of other frequencies are very lower than the limit and not show in test report.

EUT	AX3000 Whole Home Mesh Wi-Fi 6 System	Date of Test	2023-03-07
Factor	DRH18-E	Temp. / Humidity	22°C /63%
Polarity	Vertical	Site / Test Engineer	AC2 / Marvin
Test Mode	802.11n-40MHz_TX_CH 6_ANT 0+1	Test Voltage	AC 120V/60Hz

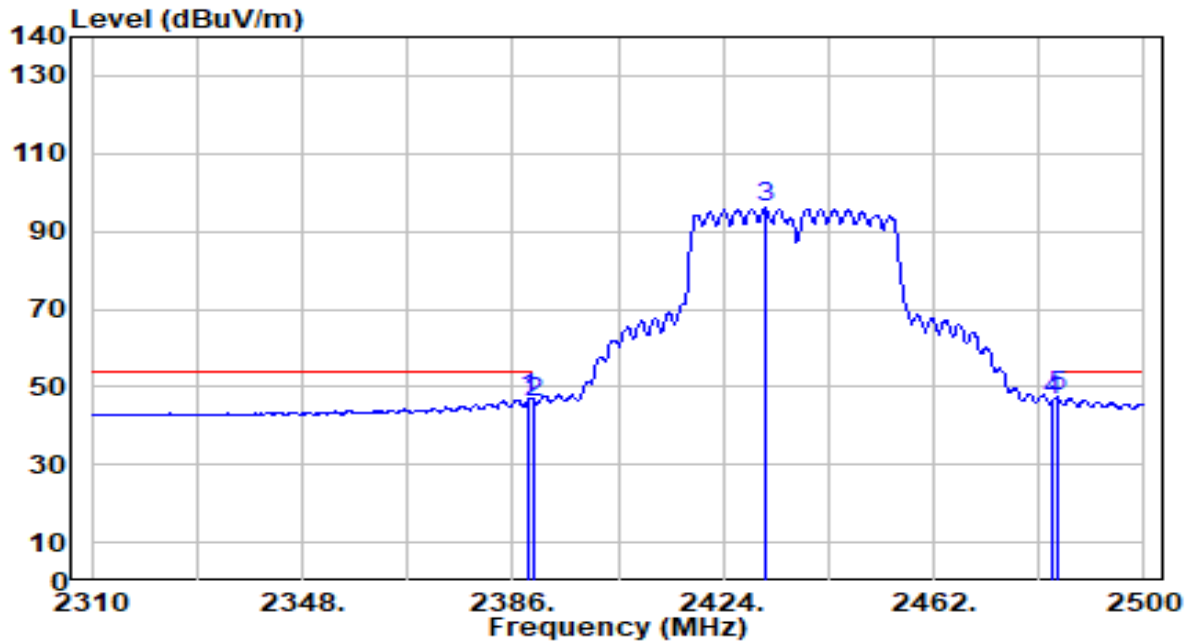


No	Frequency (MHz)	Reading (dBuV)	C.F (dB/m)	Measurement (dBuV/m)	Margin (dB)	Limit (dBuV/m)	Height (cm)	Angle (deg)	Remark (QP/PK/AV)
1	2388.280	29.66	29.99	59.65	-14.35	74.00	100	78	Peak
2	2390.000	28.22	29.99	58.21	-15.79	74.00	100	78	Peak
3	2444.710	76.06	30.16	106.21	N/A	N/A	100	78	Peak
4	2483.500	28.69	30.29	58.98	-15.02	74.00	100	78	Peak
5	* 2486.130	30.53	30.29	60.82	-13.18	74.00	100	78	Peak

Note:

1. " *", means this data is the worst emission level.
2. C.F (Correction Factor) = Antenna Factor (dB/m) + Cable Loss (dB).
3. Measurement (dBuV/m) = Reading(dBuV) + C.F (Correction Factor).
4. The emission levels of other frequencies are very lower than the limit and not show in test report.

EUT	AX3000 Whole Home Mesh Wi-Fi 6 System	Date of Test	2023-03-07
Factor	DRH18-E	Temp. / Humidity	22°C /63%
Polarity	Vertical	Site / Test Engineer	AC2 / Marvin
Test Mode	802.11n-40MHz_TX_CH 6_ANT 0+1	Test Voltage	AC 120V/60Hz

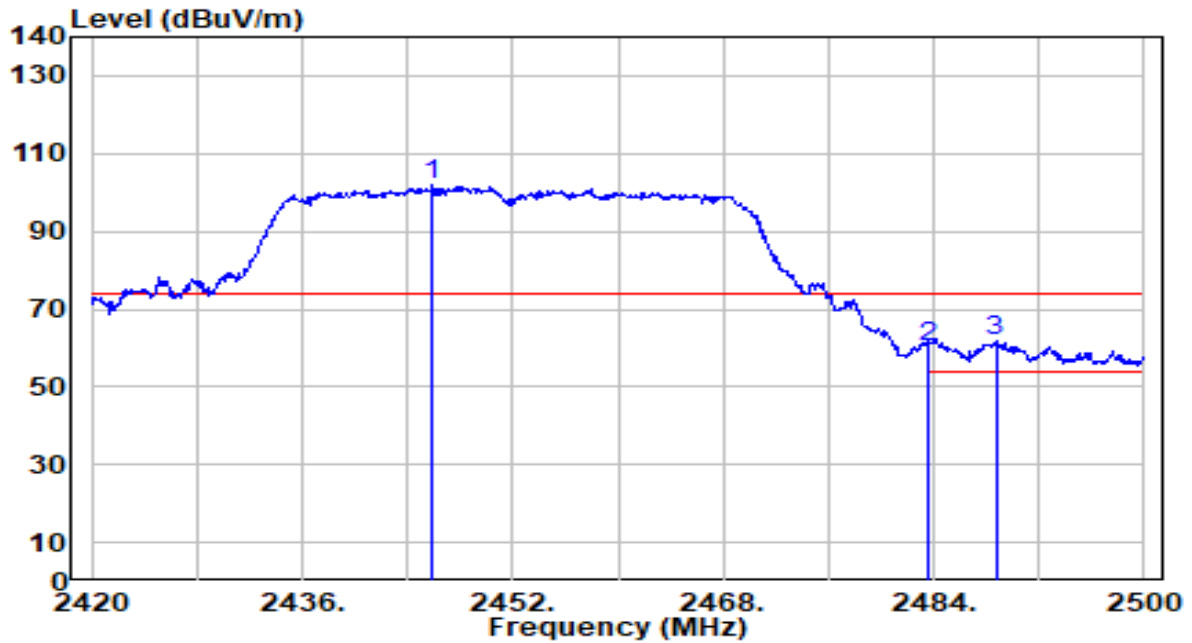


No	Frequency (MHz)	Reading (dBuV)	C.F (dB/m)	Measurement (dBuV/m)	Margin (dB)	Limit (dBuV/m)	Height (cm)	Angle (deg)	Remark (QP/PK/AV)
1	2389.040	17.01	29.99	47.01	-6.99	54.00	100	78	Average
2	2390.000	16.22	29.99	46.22	-7.78	54.00	100	78	Average
3	2431.600	65.79	30.11	95.90	N/A	N/A	100	78	Average
4	2483.500	16.08	30.29	46.36	-7.64	54.00	100	78	Average
5	* 2484.230	17.00	30.29	47.29	-6.71	54.00	100	78	Average

Note:

1. " *", means this data is the worst emission level.
2. C.F (Correction Factor) = Antenna Factor (dB/m) + Cable Loss (dB).
3. Measurement (dBuV/m) = Reading(dBuV) + C.F (Correction Factor).
4. The emission levels of other frequencies are very lower than the limit and not show in test report.

EUT	AX3000 Whole Home Mesh Wi-Fi 6 System	Date of Test	2023-03-07
Factor	DRH18-E	Temp. / Humidity	22°C /63%
Polarity	Horizontal	Site / Test Engineer	AC2 / Marvin
Test Mode	802.11n-40MHz_TX_CH 9_ANT 0+1	Test Voltage	AC 120V/60Hz

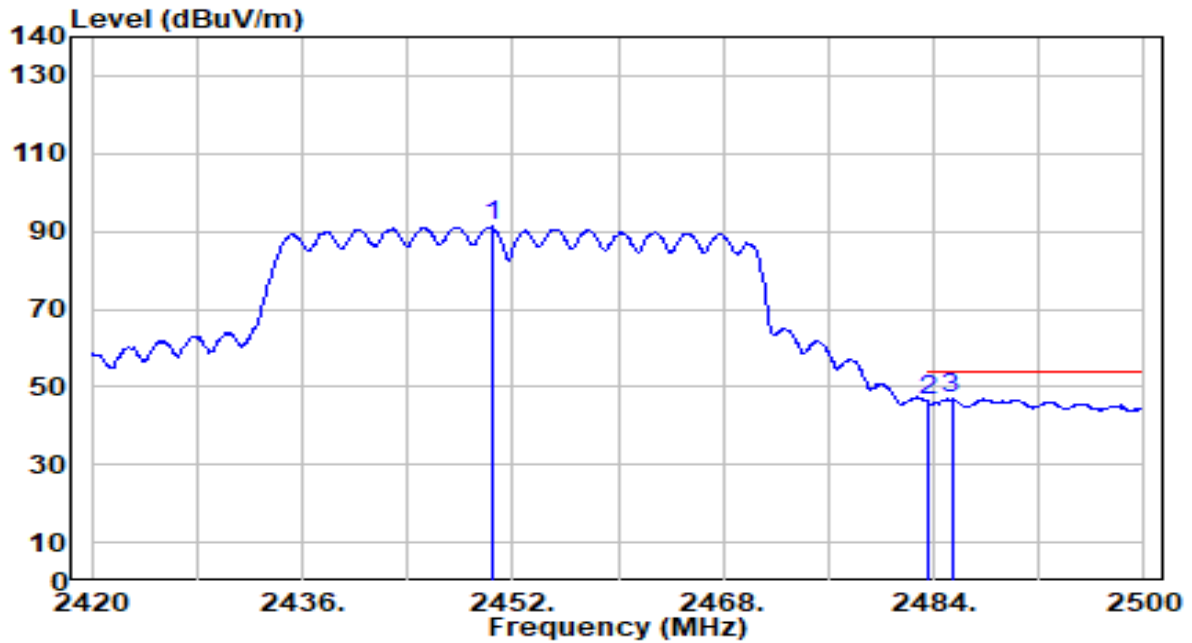


No	Frequency (MHz)	Reading (dBuV)	C.F (dB/m)	Measurement (dBuV/m)	Margin (dB)	Limit (dBuV/m)	Height (cm)	Angle (deg)	Remark (QP/PK/AV)
1	2445.840	71.69	30.16	101.85	N/A	N/A	136	10	Peak
2	2483.500	30.18	30.29	60.47	-13.53	74.00	136	10	Peak
3	* 2488.720	31.26	30.30	61.56	-12.44	74.00	136	10	Peak

Note:

1. " *", means this data is the worst emission level.
2. C.F (Correction Factor) = Antenna Factor (dB/m) + Cable Loss (dB).
3. Measurement (dBuV/m) = Reading(dBuV) + C.F (Correction Factor).
4. The emission levels of other frequencies are very lower than the limit and not show in test report.

EUT	AX3000 Whole Home Mesh Wi-Fi 6 System	Date of Test	2023-03-07
Factor	DRH18-E	Temp. / Humidity	22°C /63%
Polarity	Horizontal	Site / Test Engineer	AC2 / Marvin
Test Mode	802.11n-40MHz_TX_CH 9_ANT 0+1	Test Voltage	AC 120V/60Hz

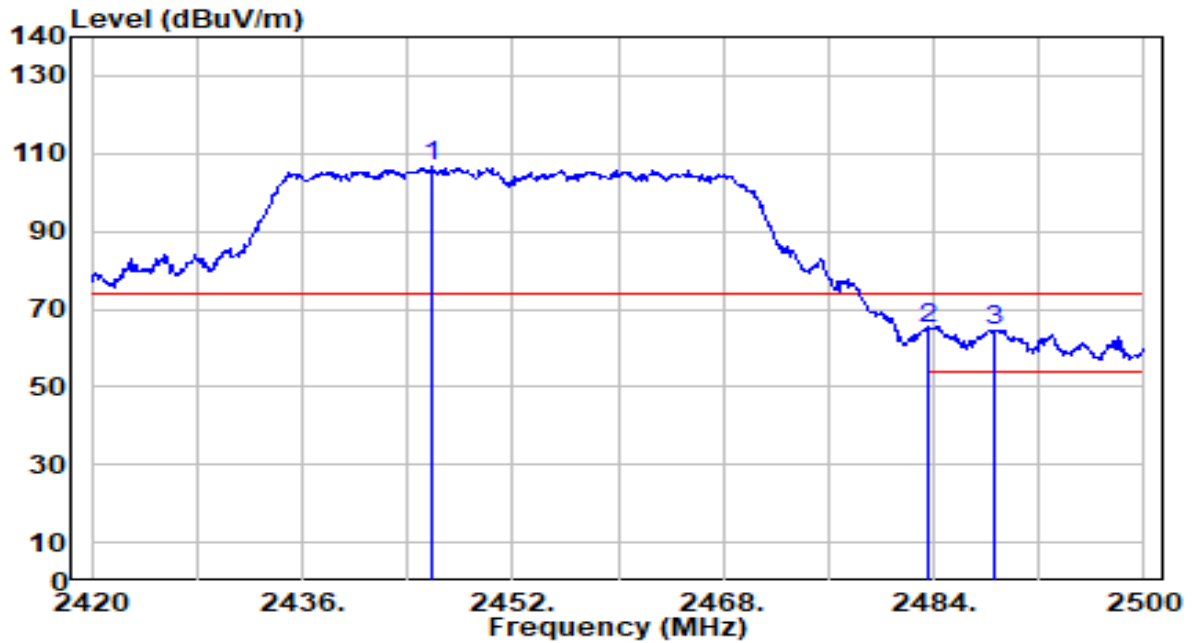


No	Frequency (MHz)	Reading (dBuV)	C.F (dB/m)	Measurement (dBuV/m)	Margin (dB)	Limit (dBuV/m)	Height (cm)	Angle (deg)	Remark (QP/PK/AV)
1	2450.400	61.01	30.18	91.18	N/A	N/A	136	10	Average
2	2483.500	15.97	30.29	46.26	-7.74	54.00	136	10	Average
3	* 2485.360	16.63	30.29	46.92	-7.08	54.00	136	10	Average

Note:

1. " *", means this data is the worst emission level.
2. C.F (Correction Factor) = Antenna Factor (dB/m) + Cable Loss (dB).
3. Measurement (dBuV/m) = Reading(dBuV) + C.F (Correction Factor).
4. The emission levels of other frequencies are very lower than the limit and not show in test report.

EUT	AX3000 Whole Home Mesh Wi-Fi 6 System	Date of Test	2023-03-07
Factor	DRH18-E	Temp. / Humidity	22°C /63%
Polarity	Vertical	Site / Test Engineer	AC2 / Marvin
Test Mode	802.11n-40MHz_TX_CH 9_ANT 0+1	Test Voltage	AC 120V/60Hz

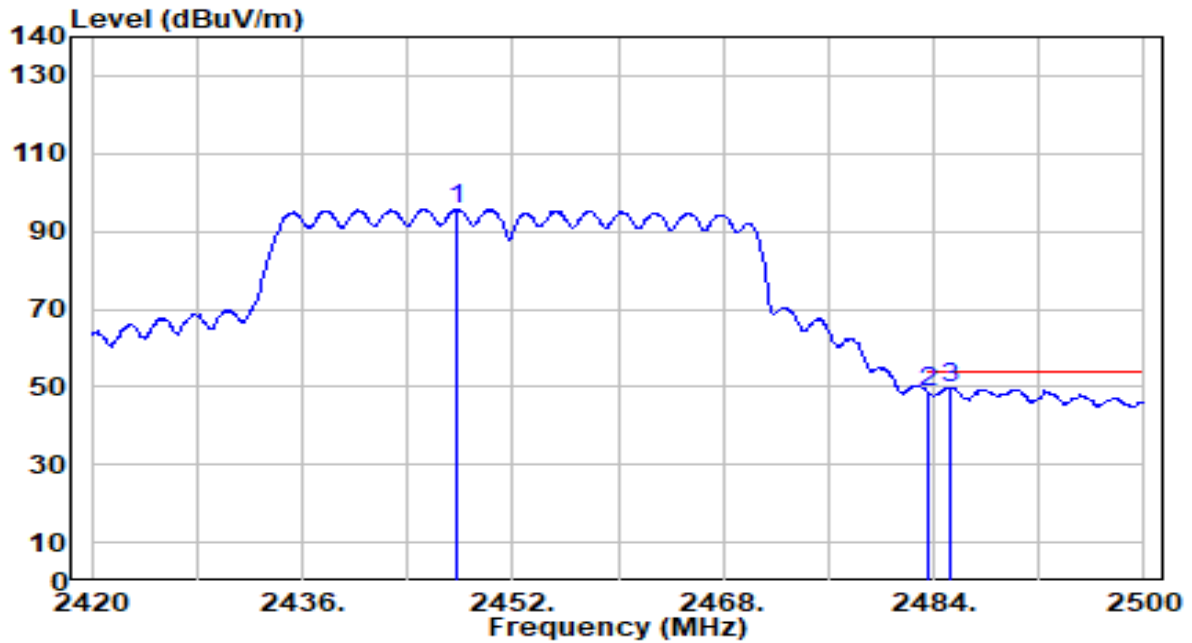


No	Frequency (MHz)	Reading (dBuV)	C.F (dB/m)	Measurement (dBuV/m)	Margin (dB)	Limit (dBuV/m)	Height (cm)	Angle (deg)	Remark (QP/PK/AV)
1	2445.920	76.75	30.16	106.91	N/A	N/A	100	80	Peak
2	* 2483.500	34.66	30.29	64.94	-9.06	74.00	100	80	Peak
3	2488.560	34.41	30.30	64.71	-9.29	74.00	100	80	Peak

Note:

1. " *", means this data is the worst emission level.
2. C.F (Correction Factor) = Antenna Factor (dB/m) + Cable Loss (dB).
3. Measurement (dBuV/m) = Reading(dBuV) + C.F (Correction Factor).
4. The emission levels of other frequencies are very lower than the limit and not show in test report.

EUT	AX3000 Whole Home Mesh Wi-Fi 6 System	Date of Test	2023-03-07
Factor	DRH18-E	Temp. / Humidity	22°C /63%
Polarity	Vertical	Site / Test Engineer	AC2 / Marvin
Test Mode	802.11n-40MHz_TX_CH 9_ANT 0+1	Test Voltage	AC 120V/60Hz

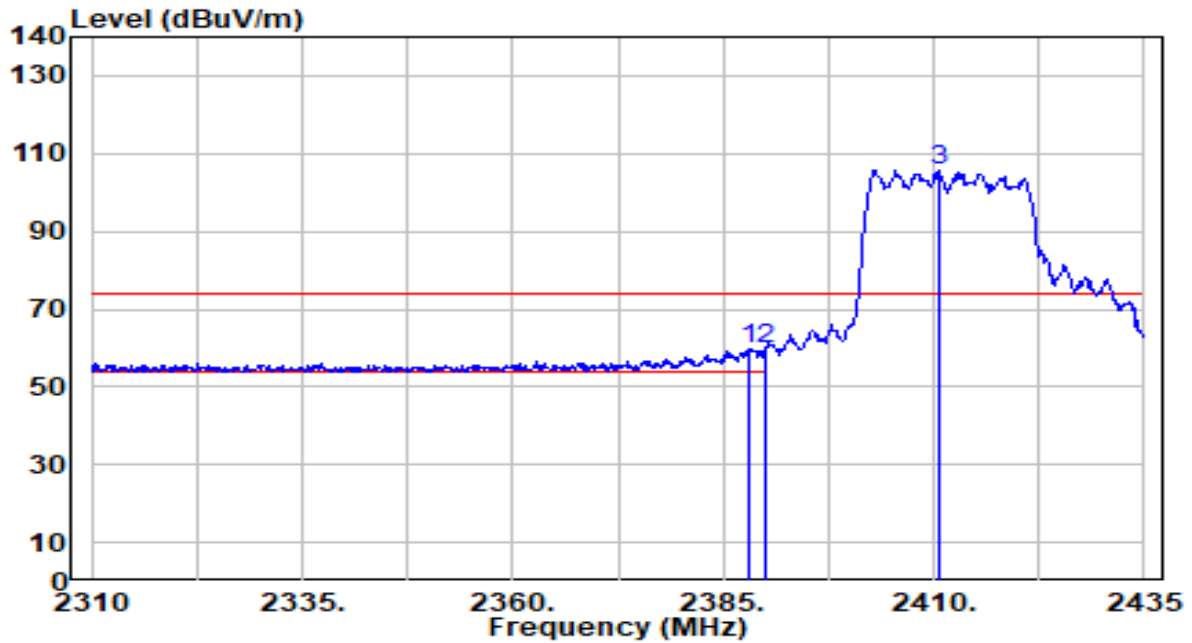


No	Frequency (MHz)	Reading (dBuV)	C.F (dB/m)	Measurement (dBuV/m)	Margin (dB)	Limit (dBuV/m)	Height (cm)	Angle (deg)	Remark (QP/PK/AV)
1	2447.840	65.51	30.17	95.68	N/A	N/A	100	80	Average
2	2483.500	18.46	30.29	48.75	-5.25	54.00	100	80	Average
3	* 2485.200	19.51	30.29	49.80	-4.20	54.00	100	80	Average

Note:

1. " *", means this data is the worst emission level.
2. C.F (Correction Factor) = Antenna Factor (dB/m) + Cable Loss (dB).
3. Measurement (dBuV/m) = Reading(dBuV) + C.F (Correction Factor).
4. The emission levels of other frequencies are very lower than the limit and not show in test report.

EUT	AX3000 Whole Home Mesh Wi-Fi 6 System	Date of Test	2023-03-07
Factor	DRH18-E	Temp. / Humidity	22°C /63%
Polarity	Horizontal	Site / Test Engineer	AC2 / Marvin
Test Mode	802.11ax-20MHz_TX_CH 1_ANT 0+1	Test Voltage	AC 120V/60Hz

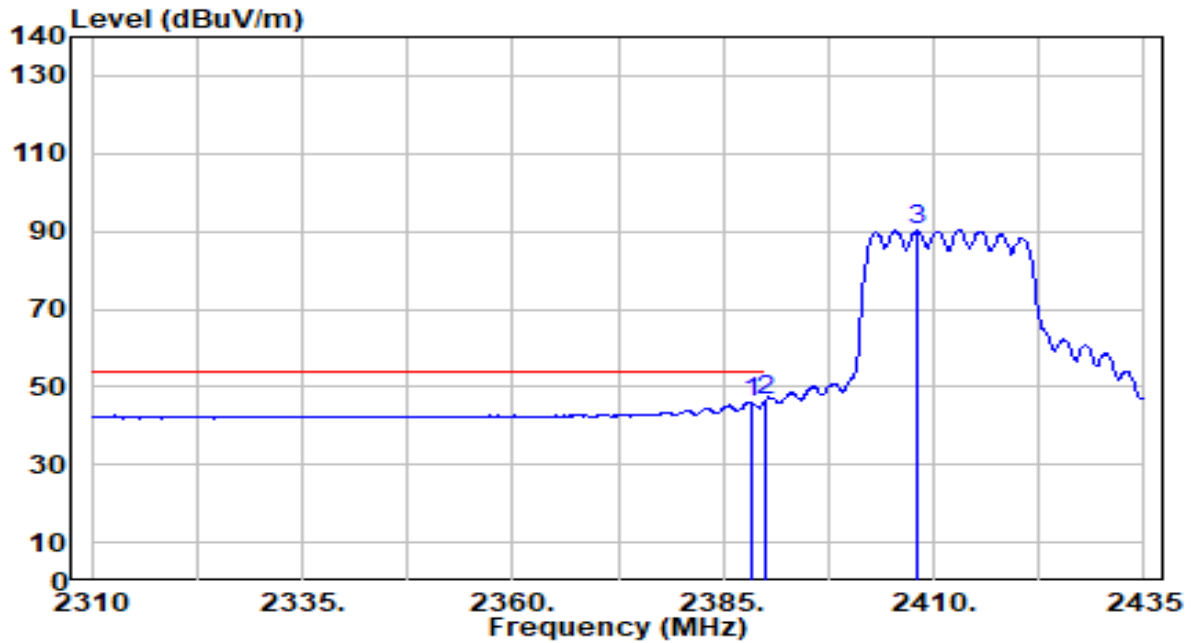


No	Frequency (MHz)	Reading (dBUV)	C.F (dB/m)	Measurement (dBUV/m)	Margin (dB)	Limit (dBUV/m)	Height (cm)	Angle (deg)	Remark (QP/PK/AV)
1	* 2388.000	29.85	29.99	59.84	-14.16	74.00	100	15	Peak
2	2390.000	29.49	29.99	59.48	-14.52	74.00	100	15	Peak
3	2410.625	75.61	30.04	105.65	N/A	N/A	100	15	Peak

Note:

1. " *", means this data is the worst emission level.
2. C.F (Correction Factor) = Antenna Factor (dB/m) + Cable Loss (dB).
3. Measurement (dBUV/m) = Reading(dBUV) + C.F (Correction Factor).
4. The emission levels of other frequencies are very lower than the limit and not show in test report.

EUT	AX3000 Whole Home Mesh Wi-Fi 6 System	Date of Test	2023-03-07
Factor	DRH18-E	Temp. / Humidity	22°C /63%
Polarity	Horizontal	Site / Test Engineer	AC2 / Marvin
Test Mode	802.11ax-20MHz_TX_CH 1_ANT 0+1	Test Voltage	AC 120V/60Hz

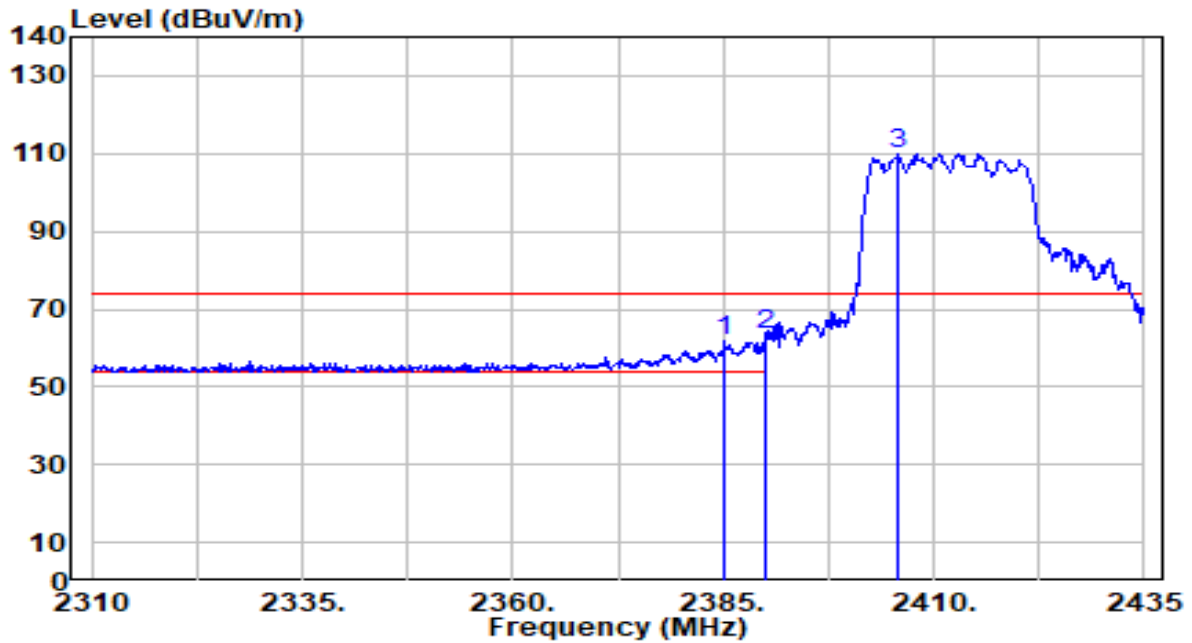


No	Frequency (MHz)	Reading (dBUV)	C.F (dB/m)	Measurement (dBUV/m)	Margin (dB)	Limit (dBUV/m)	Height (cm)	Angle (deg)	Remark (QP/PK/AV)
1	2388.250	16.22	29.99	46.21	-7.79	54.00	100	15	Average
2	* 2390.000	16.58	29.99	46.58	-7.42	54.00	100	15	Average
3	2408.000	60.22	30.03	90.26	N/A	N/A	100	15	Average

Note:

1. " *", means this data is the worst emission level.
2. C.F (Correction Factor) = Antenna Factor (dB/m) + Cable Loss (dB).
3. Measurement (dBUV/m) = Reading(dBUV) + C.F (Correction Factor).
4. The emission levels of other frequencies are very lower than the limit and not show in test report.

EUT	AX3000 Whole Home Mesh Wi-Fi 6 System	Date of Test	2023-03-07
Factor	DRH18-E	Temp. / Humidity	22°C /63%
Polarity	Vertical	Site / Test Engineer	AC2 / Marvin
Test Mode	802.11ax-20MHz_TX_CH 1_ANT 0+1	Test Voltage	AC 120V/60Hz

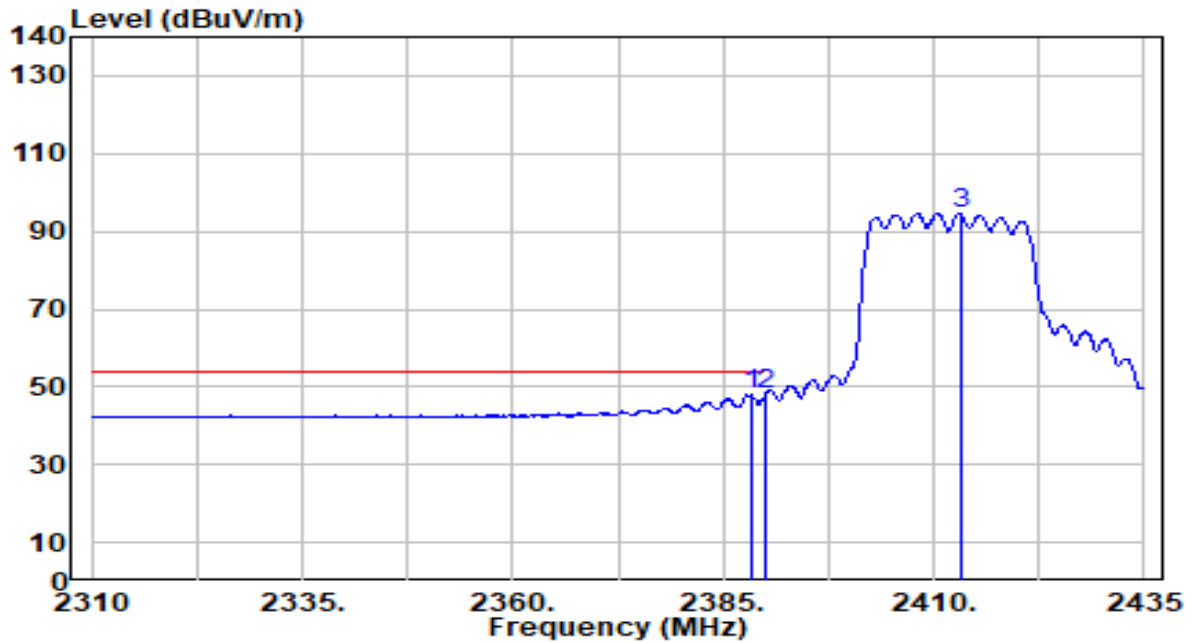


No	Frequency (MHz)	Reading (dBUV)	C.F (dB/m)	Measurement (dBUV/m)	Margin (dB)	Limit (dBUV/m)	Height (cm)	Angle (deg)	Remark (QP/PK/AV)
1	2385.125	31.75	29.99	61.73	-12.27	74.00	100	79	Peak
2	* 2390.000	33.15	29.99	63.15	-10.85	74.00	100	79	Peak
3	2405.750	79.89	30.03	109.91	N/A	N/A	100	79	Peak

Note:

1. " *", means this data is the worst emission level.
2. C.F (Correction Factor) = Antenna Factor (dB/m) + Cable Loss (dB).
3. Measurement (dBUV/m) = Reading(dBUV) + C.F (Correction Factor).
4. The emission levels of other frequencies are very lower than the limit and not show in test report.

EUT	AX3000 Whole Home Mesh Wi-Fi 6 System	Date of Test	2023-03-07
Factor	DRH18-E	Temp. / Humidity	22°C /63%
Polarity	Vertical	Site / Test Engineer	AC2 / Marvin
Test Mode	802.11ax-20MHz_TX_CH 1_ANT 0+1	Test Voltage	AC 120V/60Hz

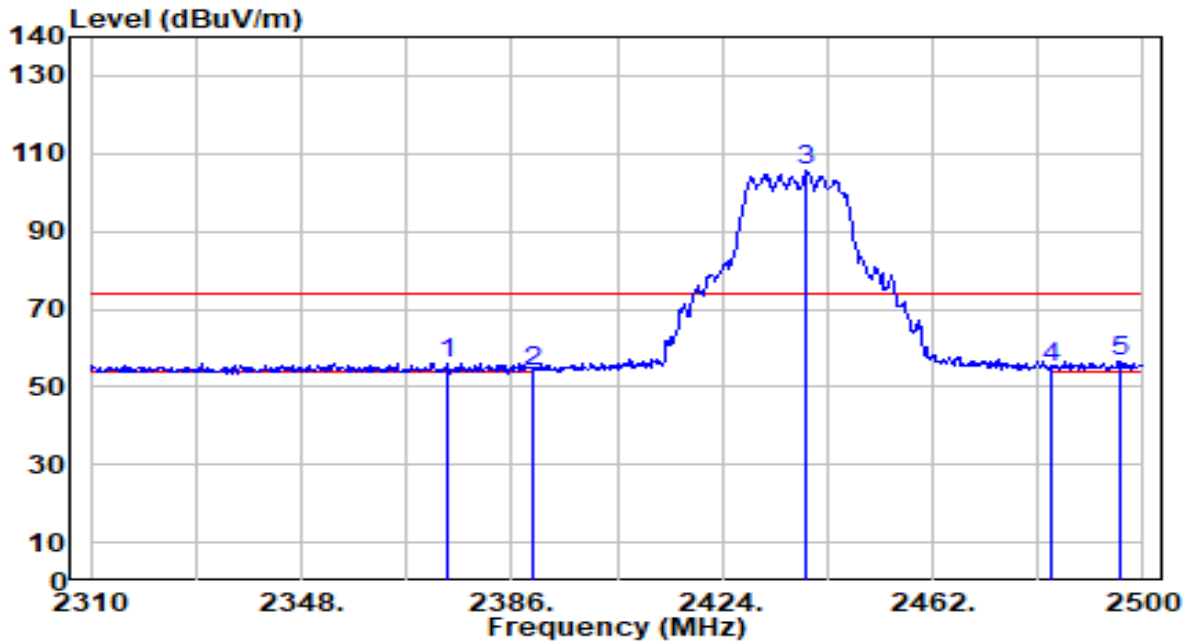


No	Frequency (MHz)	Reading (dBuV)	C.F (dB/m)	Measurement (dBuV/m)	Margin (dB)	Limit (dBuV/m)	Height (cm)	Angle (deg)	Remark (QP/PK/AV)
1	2388.250	17.87	29.99	47.86	-6.14	54.00	100	79	Average
2	* 2390.000	18.24	29.99	48.23	-5.77	54.00	100	79	Average
3	2413.125	64.54	30.05	94.59	N/A	N/A	100	79	Average

Note:

1. " *", means this data is the worst emission level.
2. C.F (Correction Factor) = Antenna Factor (dB/m) + Cable Loss (dB).
3. Measurement (dBuV/m) = Reading(dBuV) + C.F (Correction Factor).
4. The emission levels of other frequencies are very lower than the limit and not show in test report.

EUT	AX3000 Whole Home Mesh Wi-Fi 6 System	Date of Test	2023-03-07
Factor	DRH18-E	Temp. / Humidity	22°C /63%
Polarity	Horizontal	Site / Test Engineer	AC2 / Marvin
Test Mode	802.11ax-20MHz_TX_CH 6_ANT 0+1	Test Voltage	AC 120V/60Hz

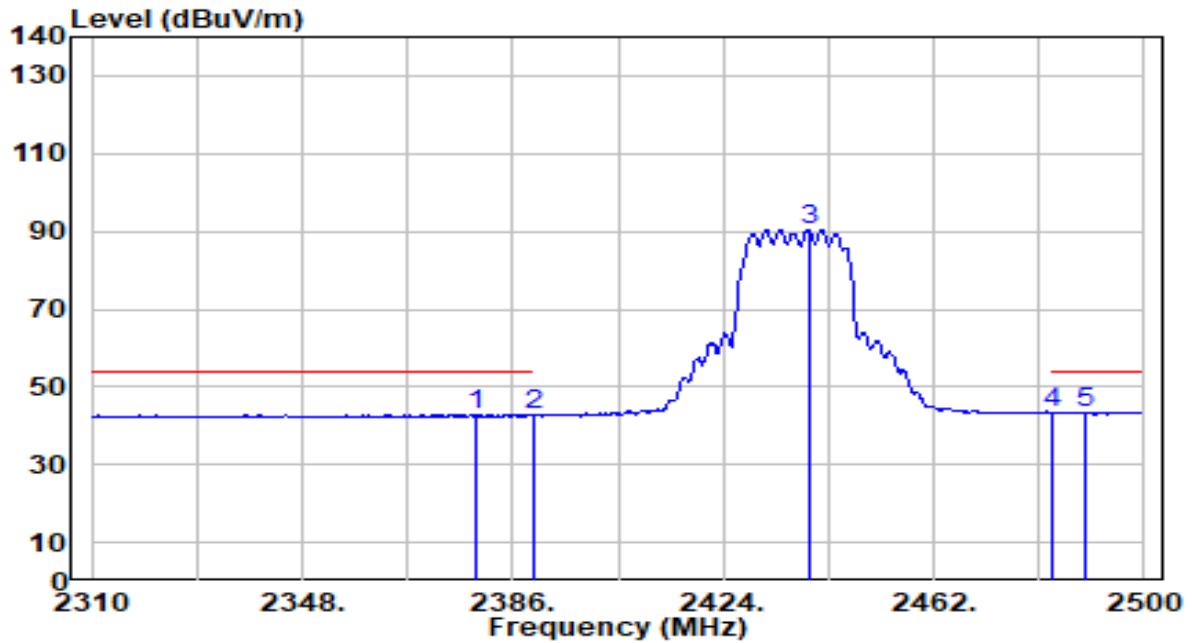


No	Frequency (MHz)	Reading (dBuV)	C.F (dB/m)	Measurement (dBuV/m)	Margin (dB)	Limit (dBuV/m)	Height (cm)	Angle (deg)	Remark (QP/PK/AV)
1	2374.410	26.23	29.97	56.20	-17.80	74.00	100	16	Peak
2	2390.000	23.99	29.99	53.98	-20.02	74.00	100	16	Peak
3	2439.010	75.42	30.14	105.56	N/A	N/A	100	16	Peak
4	2483.500	24.77	30.29	55.06	-18.94	74.00	100	16	Peak
5	* 2496.010	26.25	30.33	56.58	-17.42	74.00	100	16	Peak

Note:

1. " *", means this data is the worst emission level.
2. C.F (Correction Factor) = Antenna Factor (dB/m) + Cable Loss (dB).
3. Measurement (dBuV/m) = Reading(dBuV) + C.F (Correction Factor).
4. The emission levels of other frequencies are very lower than the limit and not show in test report.

EUT	AX3000 Whole Home Mesh Wi-Fi 6 System	Date of Test	2023-03-07
Factor	DRH18-E	Temp. / Humidity	22°C /63%
Polarity	Horizontal	Site / Test Engineer	AC2 / Marvin
Test Mode	802.11ax-20MHz_TX_CH 6_ANT 0+1	Test Voltage	AC 120V/60Hz

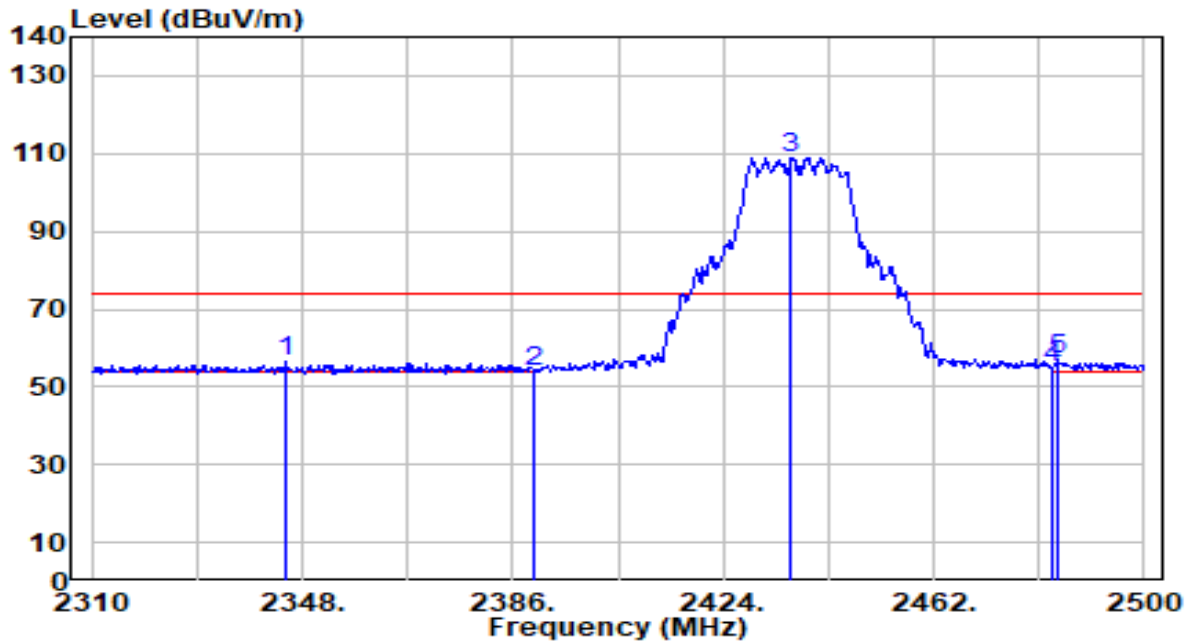


No	Frequency (MHz)	Reading (dBuV)	C.F (dB/m)	Measurement (dBuV/m)	Margin (dB)	Limit (dBuV/m)	Height (cm)	Angle (deg)	Remark (QP/PK/AV)
1	2379.160	12.85	29.98	42.83	-11.17	54.00	100	16	Average
2	2390.000	12.66	29.99	42.66	-11.34	54.00	100	16	Average
3	2439.390	60.13	30.14	90.27	N/A	N/A	100	16	Average
4	2483.500	12.88	30.29	43.17	-10.83	54.00	100	16	Average
5	* 2489.550	13.18	30.31	43.49	-10.51	54.00	100	16	Average

Note:

- " *", means this data is the worst emission level.
- C.F (Correction Factor) = Antenna Factor (dB/m) + Cable Loss (dB).
- Measurement (dBuV/m) = Reading(dBuV) + C.F (Correction Factor).
- The emission levels of other frequencies are very lower than the limit and not show in test report.

EUT	AX3000 Whole Home Mesh Wi-Fi 6 System	Date of Test	2023-03-07
Factor	DRH18-E	Temp. / Humidity	22°C /63%
Polarity	Vertical	Site / Test Engineer	AC2 / Marvin
Test Mode	802.11ax-20MHz_TX_CH 6_ANT 0+1	Test Voltage	AC 120V/60Hz

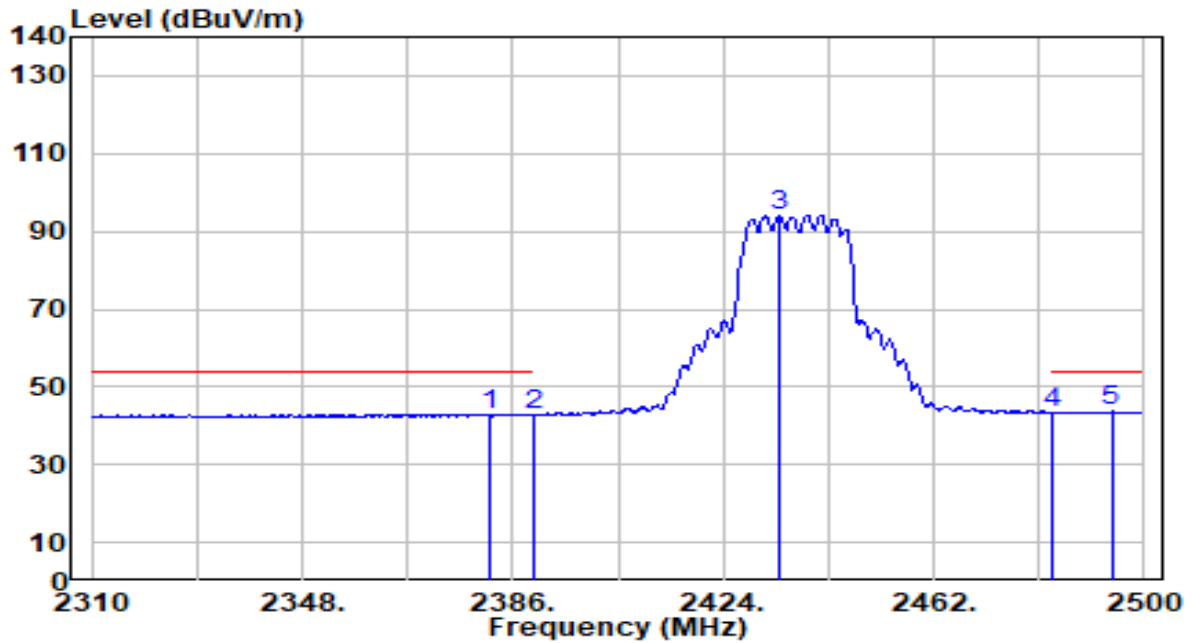


No	Frequency (MHz)	Reading (dBuV)	C.F (dB/m)	Measurement (dBuV/m)	Margin (dB)	Limit (dBuV/m)	Height (cm)	Angle (deg)	Remark (QP/PK/AV)
1	2345.150	26.62	29.94	56.56	-17.44	74.00	100	80	Peak
2	2390.000	24.08	29.99	54.07	-19.93	74.00	100	80	Peak
3	2436.350	78.75	30.13	108.88	N/A	N/A	100	80	Peak
4	2483.500	24.85	30.29	55.14	-18.86	74.00	100	80	Peak
5	* 2484.230	26.51	30.29	56.80	-17.20	74.00	100	80	Peak

Note:

1. " *", means this data is the worst emission level.
2. C.F (Correction Factor) = Antenna Factor (dB/m) + Cable Loss (dB).
3. Measurement (dBuV/m) = Reading(dBuV) + C.F (Correction Factor).
4. The emission levels of other frequencies are very lower than the limit and not show in test report.

EUT	AX3000 Whole Home Mesh Wi-Fi 6 System	Date of Test	2023-03-07
Factor	DRH18-E	Temp. / Humidity	22°C /63%
Polarity	Vertical	Site / Test Engineer	AC2 / Marvin
Test Mode	802.11ax-20MHz_TX_CH 6_ANT 0+1	Test Voltage	AC 120V/60Hz

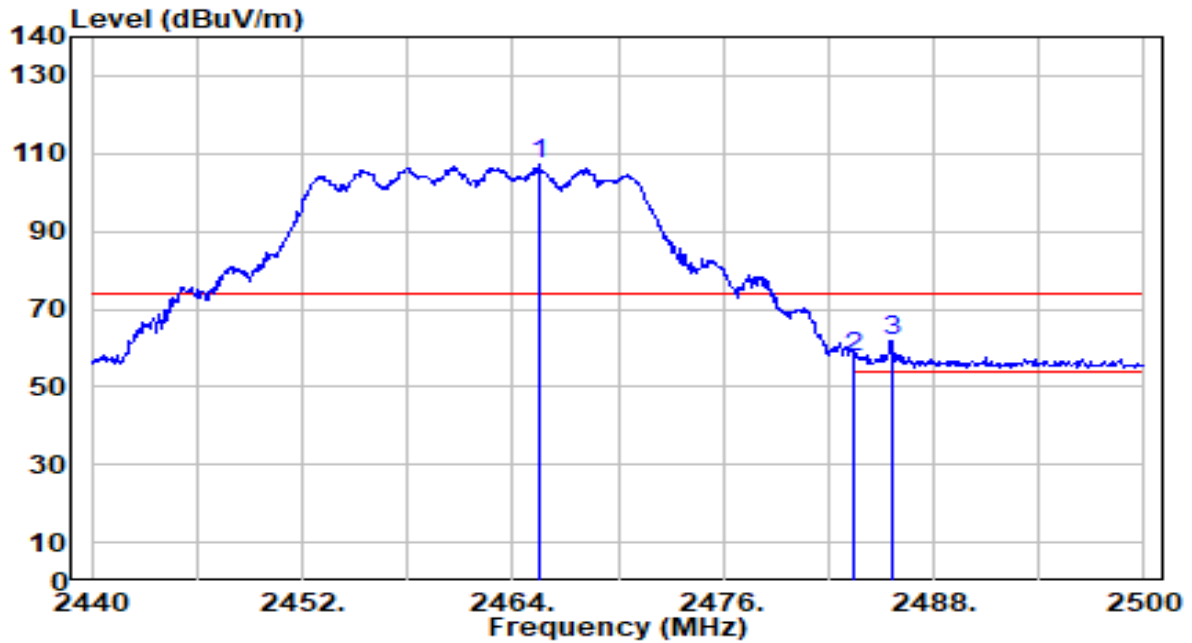


No	Frequency (MHz)	Reading (dBuV)	C.F (dB/m)	Measurement (dBuV/m)	Margin (dB)	Limit (dBuV/m)	Height (cm)	Angle (deg)	Remark (QP/PK/AV)
1	2381.820	13.03	29.98	43.02	-10.98	54.00	100	80	Average
2	2390.000	12.74	29.99	42.74	-11.26	54.00	100	80	Average
3	2434.070	64.02	30.12	94.14	N/A	N/A	100	80	Average
4	2483.500	13.10	30.29	43.39	-10.61	54.00	100	80	Average
5	* 2494.110	13.27	30.32	43.59	-10.41	54.00	100	80	Average

Note:

1. " *", means this data is the worst emission level.
2. C.F (Correction Factor) = Antenna Factor (dB/m) + Cable Loss (dB).
3. Measurement (dBuV/m) = Reading(dBuV) + C.F (Correction Factor).
4. The emission levels of other frequencies are very lower than the limit and not show in test report.

EUT	AX3000 Whole Home Mesh Wi-Fi 6 System	Date of Test	2023-03-07
Factor	DRH18-E	Temp. / Humidity	22°C /63%
Polarity	Horizontal	Site / Test Engineer	AC2 / Marvin
Test Mode	802.11ax-20MHz_TX_CH 11_ANT 0+1	Test Voltage	AC 120V/60Hz

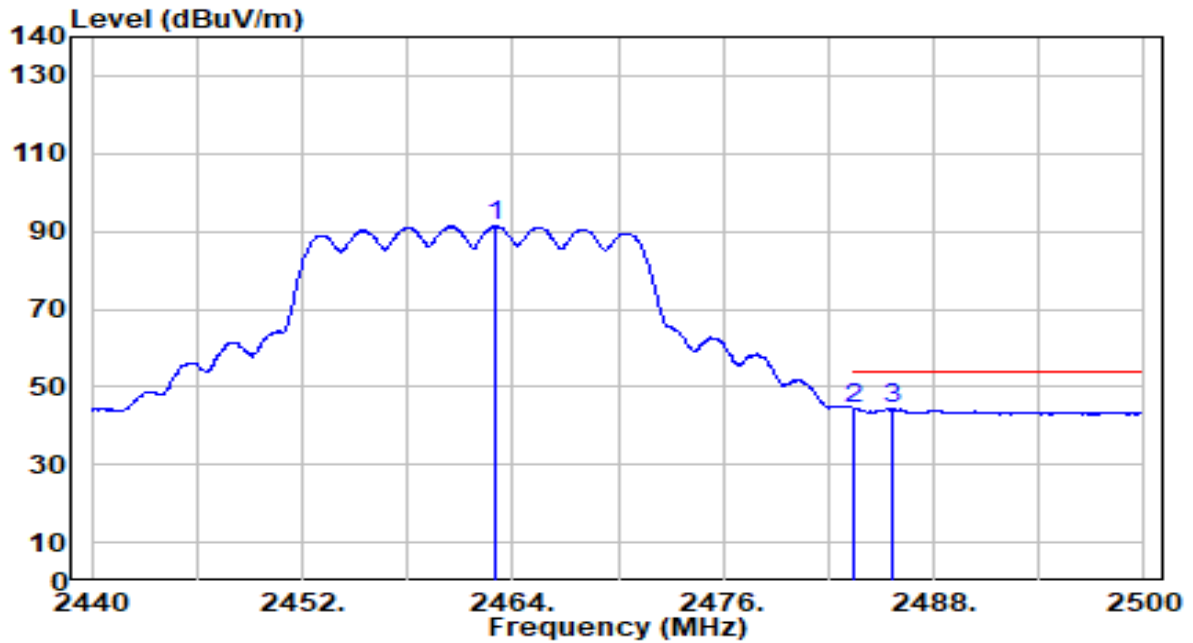


No	Frequency (MHz)	Reading (dBuV)	C.F (dB/m)	Measurement (dBuV/m)	Margin (dB)	Limit (dBuV/m)	Height (cm)	Angle (deg)	Remark (QP/PK/AV)
1	2465.500	76.76	30.23	106.99	N/A	N/A	108	12	Peak
2	2483.500	27.37	30.29	57.66	-16.34	74.00	108	12	Peak
3	* 2485.600	31.33	30.29	61.62	-12.38	74.00	108	12	Peak

Note:

1. " *", means this data is the worst emission level.
2. C.F (Correction Factor) = Antenna Factor (dB/m) + Cable Loss (dB).
3. Measurement (dBuV/m) = Reading(dBuV) + C.F (Correction Factor).
4. The emission levels of other frequencies are very lower than the limit and not show in test report.

EUT	AX3000 Whole Home Mesh Wi-Fi 6 System	Date of Test	2023-03-07
Factor	DRH18-E	Temp. / Humidity	22°C /63%
Polarity	Horizontal	Site / Test Engineer	AC2 / Marvin
Test Mode	802.11ax-20MHz_TX_CH 11_ANT 0+1	Test Voltage	AC 120V/60Hz

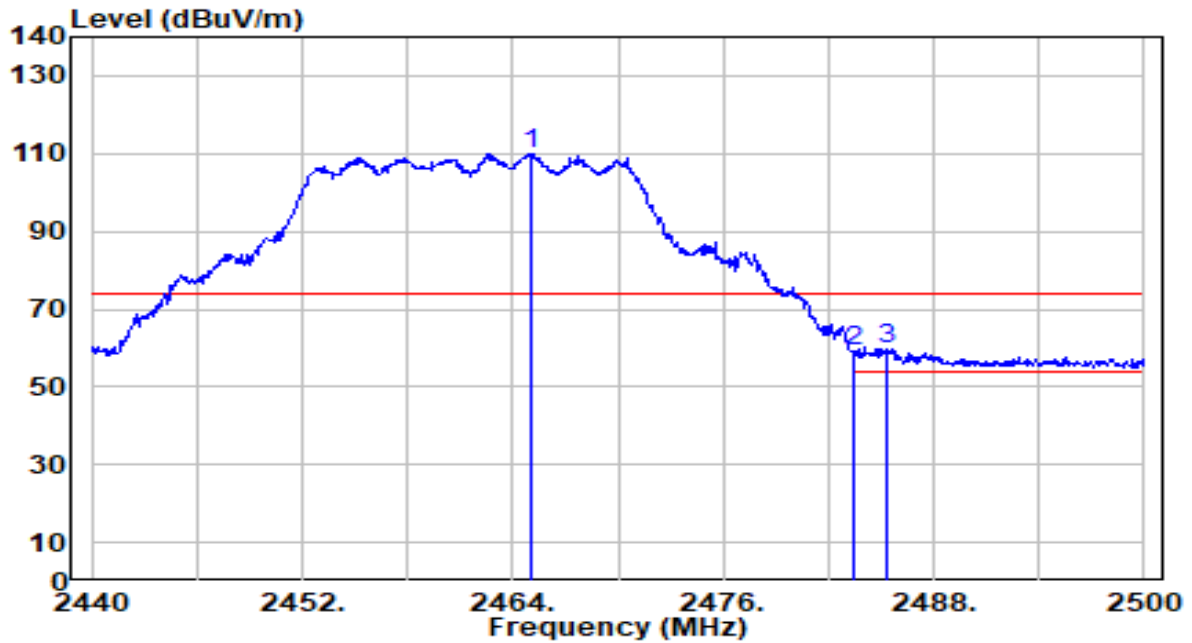


No	Frequency (MHz)	Reading (dBuV)	C.F (dB/m)	Measurement (dBuV/m)	Margin (dB)	Limit (dBuV/m)	Height (cm)	Angle (deg)	Remark (QP/PK/AV)
1	2463.040	61.11	30.22	91.33	N/A	N/A	108	12	Average
2	* 2483.500	14.31	30.29	44.59	-9.41	54.00	108	12	Average
3	2485.660	13.96	30.29	44.25	-9.75	54.00	108	12	Average

Note:

1. " *", means this data is the worst emission level.
2. C.F (Correction Factor) = Antenna Factor (dB/m) + Cable Loss (dB).
3. Measurement (dBuV/m) = Reading(dBuV) + C.F (Correction Factor).
4. The emission levels of other frequencies are very lower than the limit and not show in test report.

EUT	AX3000 Whole Home Mesh Wi-Fi 6 System	Date of Test	2023-03-07
Factor	DRH18-E	Temp. / Humidity	22°C /63%
Polarity	Vertical	Site / Test Engineer	AC2 / Marvin
Test Mode	802.11ax-20MHz_TX_CH 11_ANT 0+1	Test Voltage	AC 120V/60Hz

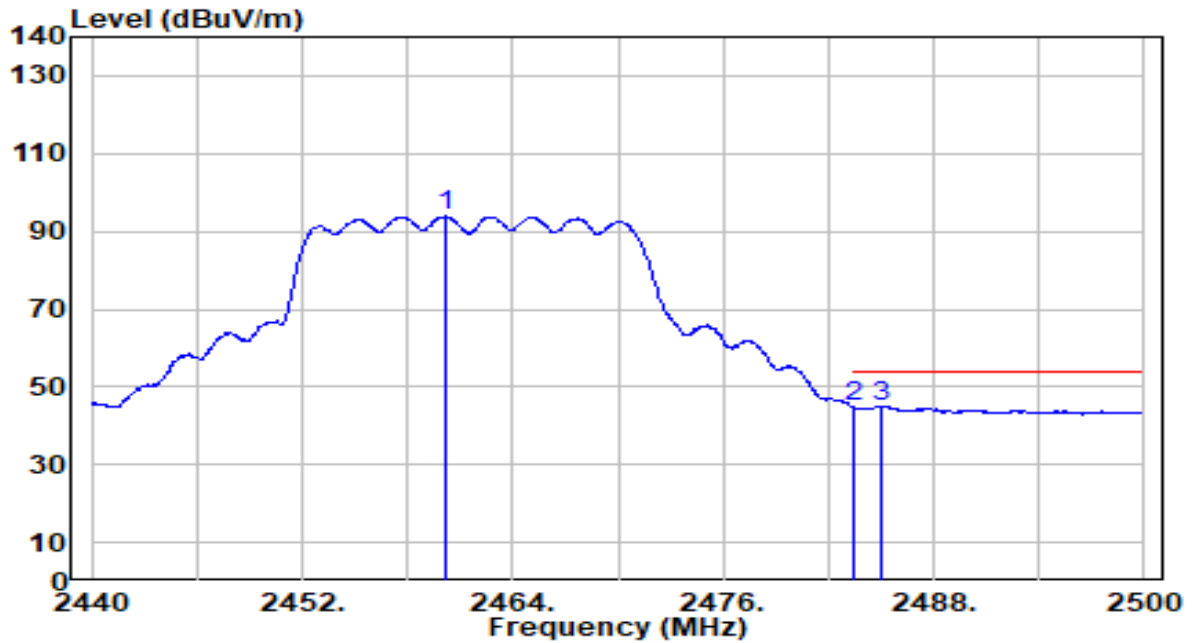


No	Frequency (MHz)	Reading (dBuV)	C.F (dB/m)	Measurement (dBuV/m)	Margin (dB)	Limit (dBuV/m)	Height (cm)	Angle (deg)	Remark (QP/PK/AV)
1	2465.080	79.64	30.22	109.86	N/A	N/A	112	91	Peak
2	2483.500	28.91	30.29	59.19	-14.81	74.00	112	91	Peak
3	* 2485.300	29.51	30.29	59.80	-14.20	74.00	112	91	Peak

Note:

1. " *", means this data is the worst emission level.
2. C.F (Correction Factor) = Antenna Factor (dB/m) + Cable Loss (dB).
3. Measurement (dBuV/m) = Reading(dBuV) + C.F (Correction Factor).
4. The emission levels of other frequencies are very lower than the limit and not show in test report.

EUT	AX3000 Whole Home Mesh Wi-Fi 6 System	Date of Test	2023-03-07
Factor	DRH18-E	Temp. / Humidity	22°C /63%
Polarity	Vertical	Site / Test Engineer	AC2 / Marvin
Test Mode	802.11ax-20MHz_TX_CH 11_ANT 0+1	Test Voltage	AC 120V/60Hz

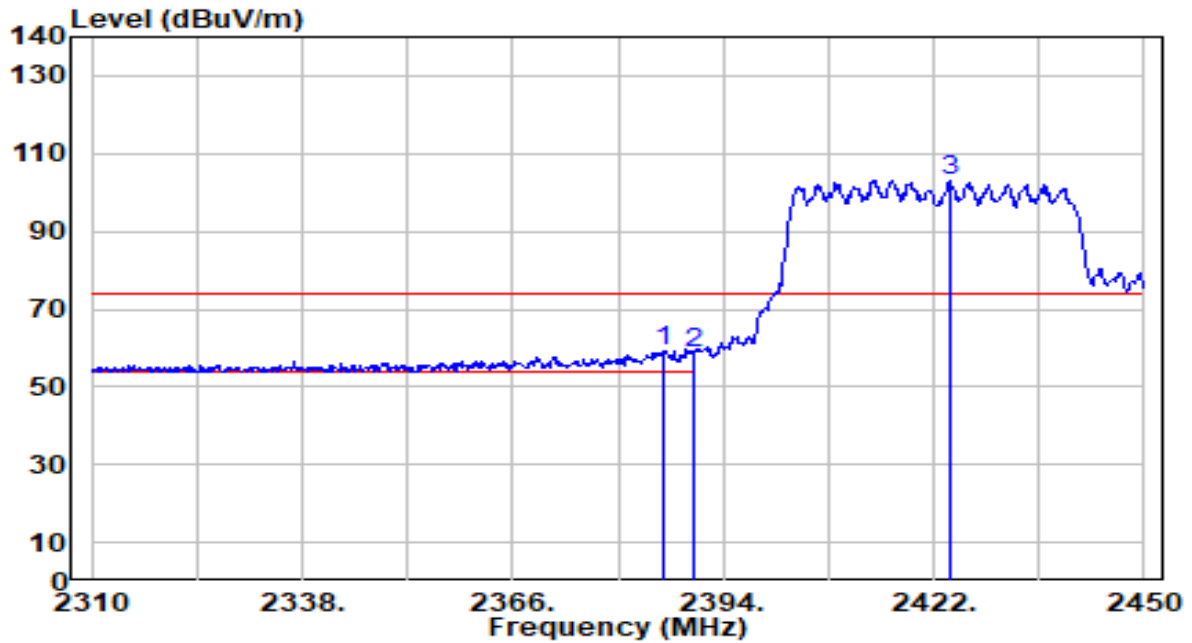


No	Frequency (MHz)	Reading (dBuV)	C.F (dB/m)	Measurement (dBuV/m)	Margin (dB)	Limit (dBuV/m)	Height (cm)	Angle (deg)	Remark (QP/PK/AV)
1	2460.160	63.58	30.21	93.78	N/A	N/A	112	91	Average
2	2483.500	14.51	30.29	44.79	-9.21	54.00	112	91	Average
3	* 2485.000	14.70	30.29	44.99	-9.01	54.00	112	91	Average

Note:

1. " *", means this data is the worst emission level.
2. C.F (Correction Factor) = Antenna Factor (dB/m) + Cable Loss (dB).
3. Measurement (dBuV/m) = Reading(dBuV) + C.F (Correction Factor).
4. The emission levels of other frequencies are very lower than the limit and not show in test report.

EUT	AX3000 Whole Home Mesh Wi-Fi 6 System	Date of Test	2023-03-07
Factor	DRH18-E	Temp. / Humidity	22°C /63%
Polarity	Horizontal	Site / Test Engineer	AC2 / Marvin
Test Mode	802.11ax-40MHz_TX_CH 3_ANT 0+1	Test Voltage	AC 120V/60Hz

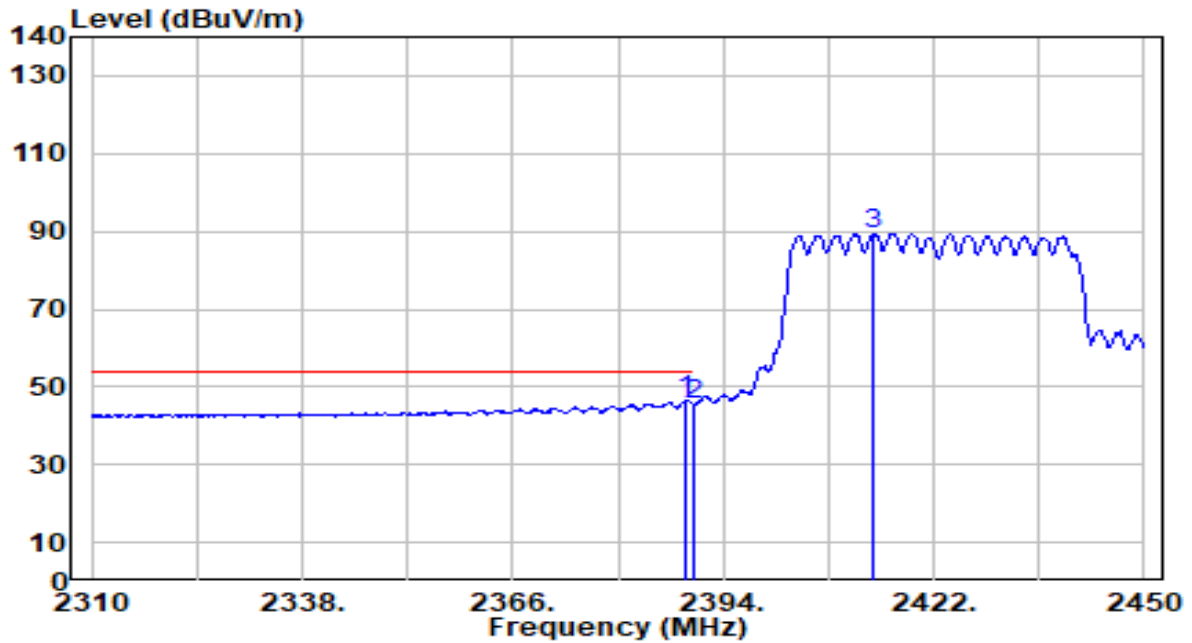


No	Frequency (MHz)	Reading (dBUV)	C.F (dB/m)	Measurement (dBUV/m)	Margin (dB)	Limit (dBUV/m)	Height (cm)	Angle (deg)	Remark (QP/PK/AV)	
1	*	2386.160	29.37	29.99	59.36	-14.64	74.00	135	10	Peak
2		2390.000	28.79	29.99	58.79	-15.21	74.00	135	10	Peak
3		2424.100	72.95	30.09	103.04	N/A	N/A	135	10	Peak

Note:

1. " *", means this data is the worst emission level.
2. C.F (Correction Factor) = Antenna Factor (dB/m) + Cable Loss (dB).
3. Measurement (dBUV/m) = Reading(dBUV) + C.F (Correction Factor).
4. The emission levels of other frequencies are very lower than the limit and not show in test report.

EUT	AX3000 Whole Home Mesh Wi-Fi 6 System	Date of Test	2023-03-07
Factor	DRH18-E	Temp. / Humidity	22°C /63%
Polarity	Horizontal	Site / Test Engineer	AC2 / Marvin
Test Mode	802.11ax-40MHz_TX_CH 3_ANT 0+1	Test Voltage	AC 120V/60Hz

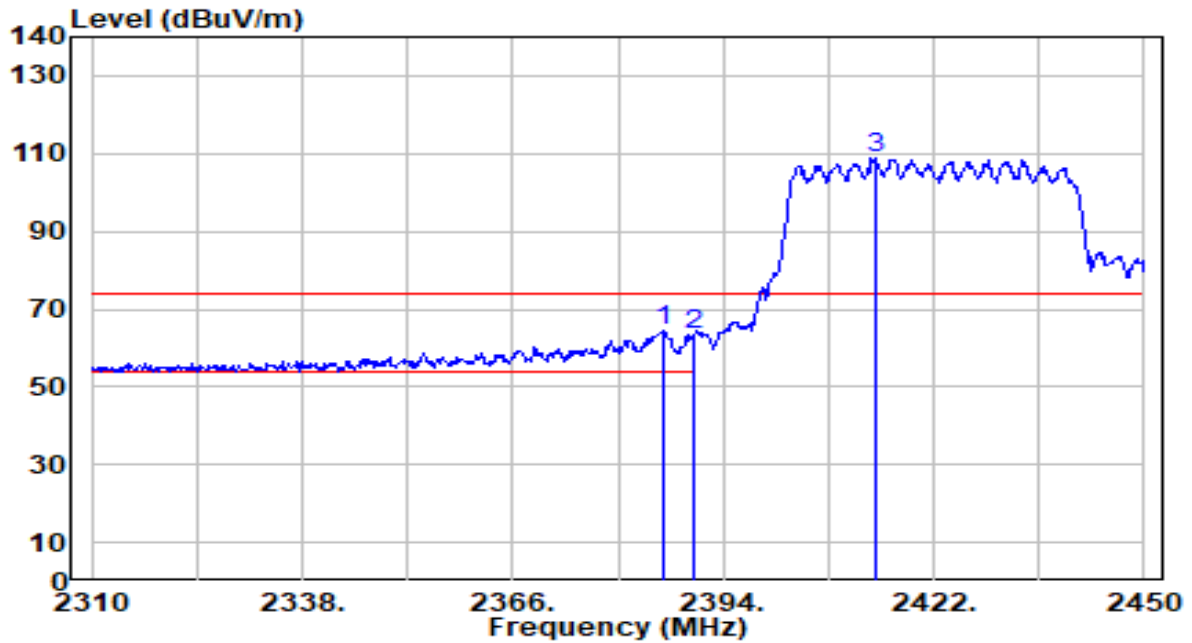


No	Frequency (MHz)	Reading (dBUV)	C.F (dB/m)	Measurement (dBUV/m)	Margin (dB)	Limit (dBUV/m)	Height (cm)	Angle (deg)	Remark (QP/PK/AV)	
1	*	2388.960	16.49	29.99	46.49	-7.51	54.00	135	10	Average
2		2390.000	15.62	29.99	45.62	-8.38	54.00	135	10	Average
3		2414.020	59.38	30.05	89.43	N/A	N/A	135	10	Average

Note:

1. " *", means this data is the worst emission level.
2. C.F (Correction Factor) = Antenna Factor (dB/m) + Cable Loss (dB).
3. Measurement (dBUV/m) = Reading(dBUV) + C.F (Correction Factor).
4. The emission levels of other frequencies are very lower than the limit and not show in test report.

EUT	AX3000 Whole Home Mesh Wi-Fi 6 System	Date of Test	2023-03-07
Factor	DRH18-E	Temp. / Humidity	22°C /63%
Polarity	Vertical	Site / Test Engineer	AC2 / Marvin
Test Mode	802.11ax-40MHz_TX_CH 3_ANT 0+1	Test Voltage	AC 120V/60Hz

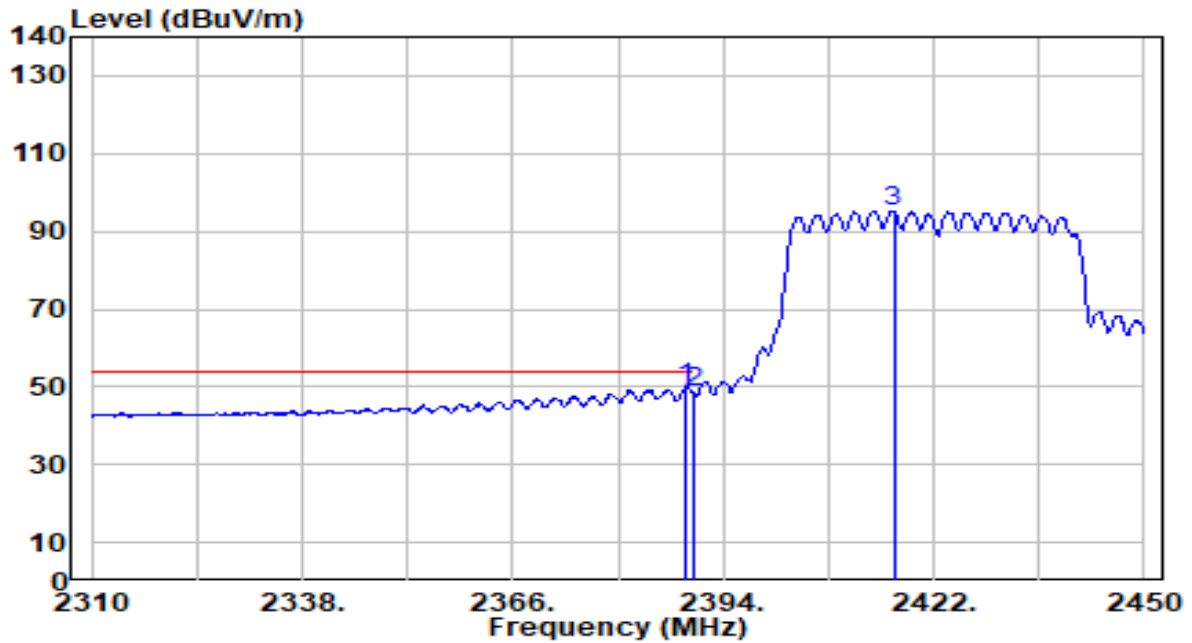


No	Frequency (MHz)	Reading (dBUV)	C.F (dB/m)	Measurement (dBUV/m)	Margin (dB)	Limit (dBUV/m)	Height (cm)	Angle (deg)	Remark (QP/PK/AV)	
1	*	2386.020	34.39	29.99	64.38	-9.62	74.00	100	82	Peak
2		2390.000	33.44	29.99	63.44	-10.56	74.00	100	82	Peak
3		2414.160	78.93	30.06	108.99	N/A	N/A	100	82	Peak

Note:

1. " *", means this data is the worst emission level.
2. C.F (Correction Factor) = Antenna Factor (dB/m) + Cable Loss (dB).
3. Measurement (dBUV/m) = Reading(dBUV) + C.F (Correction Factor).
4. The emission levels of other frequencies are very lower than the limit and not show in test report.

EUT	AX3000 Whole Home Mesh Wi-Fi 6 System	Date of Test	2023-03-07
Factor	DRH18-E	Temp. / Humidity	22°C /63%
Polarity	Vertical	Site / Test Engineer	AC2 / Marvin
Test Mode	802.11ax-40MHz_TX_CH 3_ANT 0+1	Test Voltage	AC 120V/60Hz

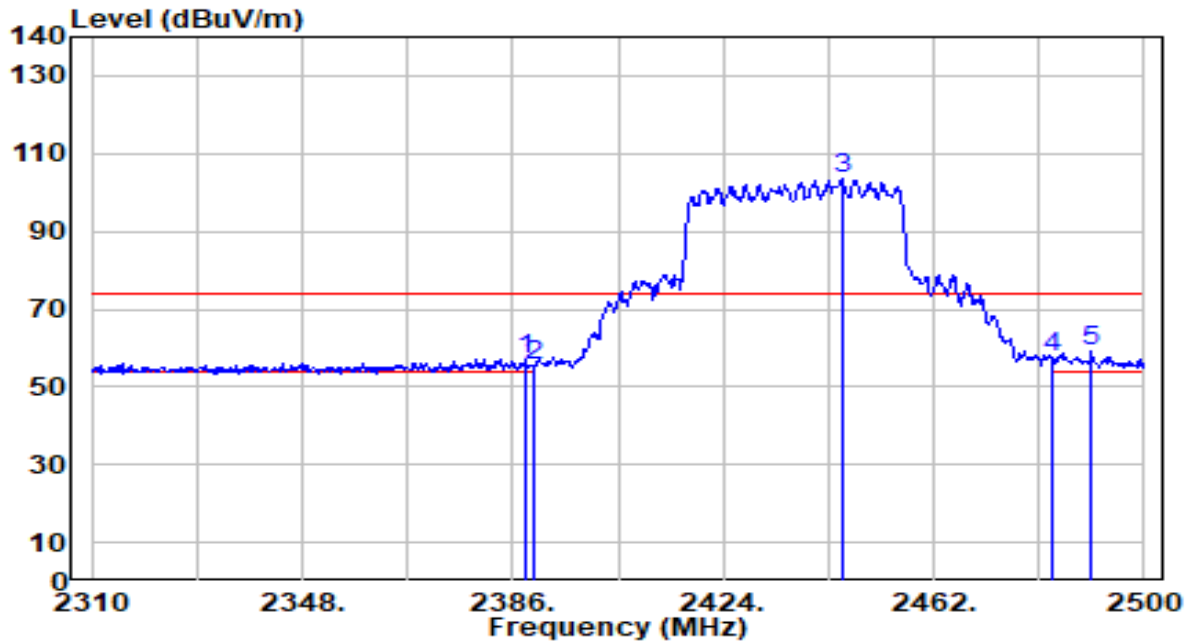


No	Frequency (MHz)	Reading (dBuV)	C.F (dB/m)	Measurement (dBuV/m)	Margin (dB)	Limit (dBuV/m)	Height (cm)	Angle (deg)	Remark (QP/PK/AV)	
1	*	2388.960	19.63	29.99	49.63	-4.37	54.00	100	82	Average
2		2390.000	18.36	29.99	48.36	-5.64	54.00	100	82	Average
3		2416.680	65.23	30.06	95.30	N/A	N/A	100	82	Average

Note:

1. " *", means this data is the worst emission level.
2. C.F (Correction Factor) = Antenna Factor (dB/m) + Cable Loss (dB).
3. Measurement (dBuV/m) = Reading(dBuV) + C.F (Correction Factor).
4. The emission levels of other frequencies are very lower than the limit and not show in test report.

EUT	AX3000 Whole Home Mesh Wi-Fi 6 System	Date of Test	2023-03-07
Factor	DRH18-E	Temp. / Humidity	22°C /63%
Polarity	Horizontal	Site / Test Engineer	AC2 / Marvin
Test Mode	802.11ax-40MHz_TX_CH 6_ANT 0+1	Test Voltage	AC 120V/60Hz

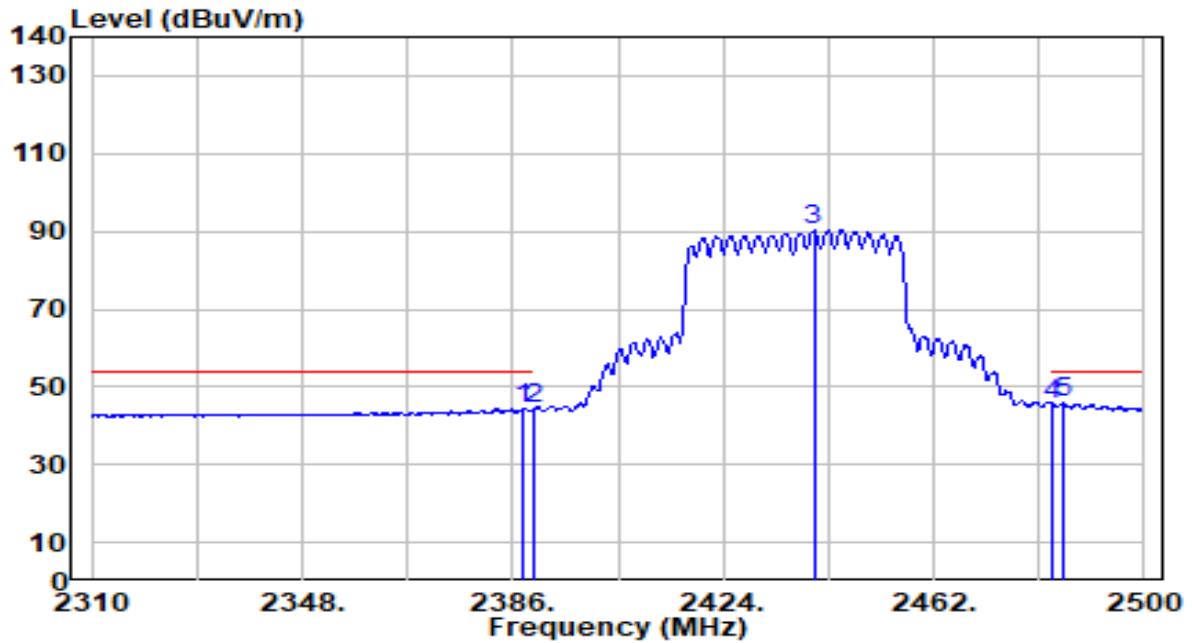


No	Frequency (MHz)	Reading (dBuV)	C.F (dB/m)	Measurement (dBuV/m)	Margin (dB)	Limit (dBuV/m)	Height (cm)	Angle (deg)	Remark (QP/PK/AV)
1	2388.280	27.10	29.99	57.10	-16.90	74.00	135	9	Peak
2	2390.000	25.28	29.99	55.27	-18.73	74.00	135	9	Peak
3	2445.470	73.13	30.16	103.29	N/A	N/A	135	9	Peak
4	2483.500	27.56	30.29	57.84	-16.16	74.00	135	9	Peak
5	* 2490.310	28.80	30.31	59.10	-14.90	74.00	135	9	Peak

Note:

1. " *", means this data is the worst emission level.
2. C.F (Correction Factor) = Antenna Factor (dB/m) + Cable Loss (dB).
3. Measurement (dBuV/m) = Reading(dBuV) + C.F (Correction Factor).
4. The emission levels of other frequencies are very lower than the limit and not show in test report.

EUT	AX3000 Whole Home Mesh Wi-Fi 6 System	Date of Test	2023-03-07
Factor	DRH18-E	Temp. / Humidity	22°C /63%
Polarity	Horizontal	Site / Test Engineer	AC2 / Marvin
Test Mode	802.11ax-40MHz_TX_CH 6_ANT 0+1	Test Voltage	AC 120V/60Hz

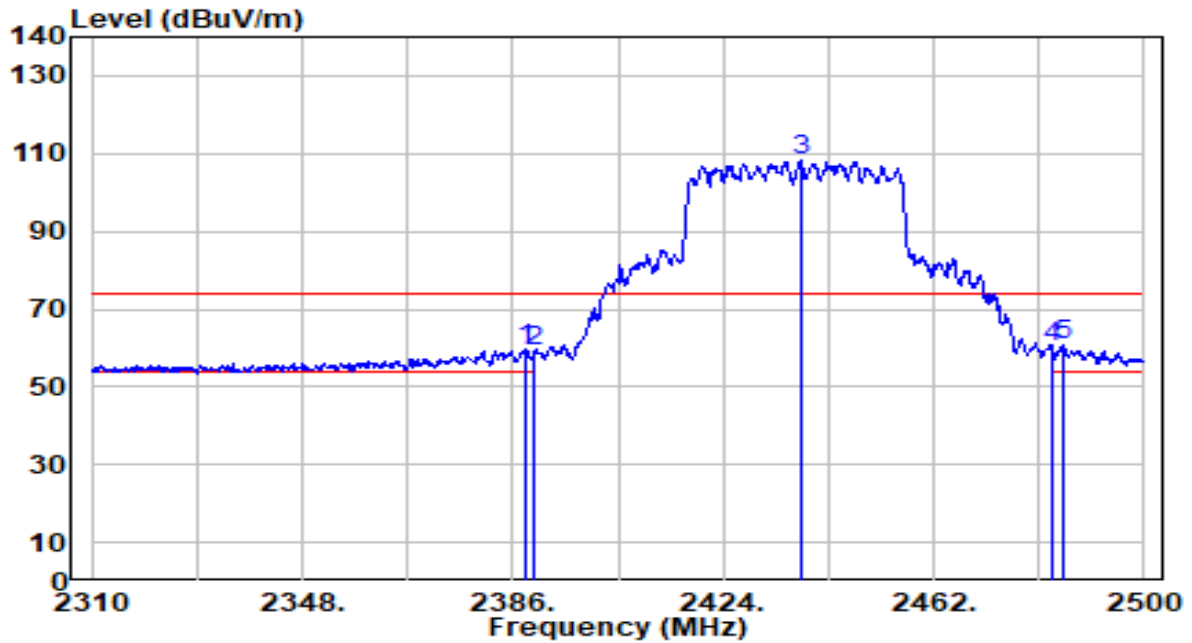


No	Frequency (MHz)	Reading (dBuV)	C.F (dB/m)	Measurement (dBuV/m)	Margin (dB)	Limit (dBuV/m)	Height (cm)	Angle (deg)	Remark (QP/PK/AV)
1	2387.900	14.35	29.99	44.34	-9.66	54.00	135	9	Average
2	2390.000	14.19	29.99	44.19	-9.81	54.00	135	9	Average
3	2440.340	60.00	30.14	90.15	N/A	N/A	135	9	Average
4	2483.500	15.04	30.29	45.32	-8.68	54.00	135	9	Average
5	* 2485.180	15.77	30.29	46.06	-7.94	54.00	135	9	Average

Note:

- "*" means this data is the worst emission level.
- C.F (Correction Factor) = Antenna Factor (dB/m) + Cable Loss (dB).
- Measurement (dBuV/m) = Reading(dBuV) + C.F (Correction Factor).
- The emission levels of other frequencies are very lower than the limit and not show in test report.

EUT	AX3000 Whole Home Mesh Wi-Fi 6 System	Date of Test	2023-03-07
Factor	DRH18-E	Temp. / Humidity	22°C /63%
Polarity	Vertical	Site / Test Engineer	AC2 / Marvin
Test Mode	802.11ax-40MHz_TX_CH 6_ANT 0+1	Test Voltage	AC 120V/60Hz

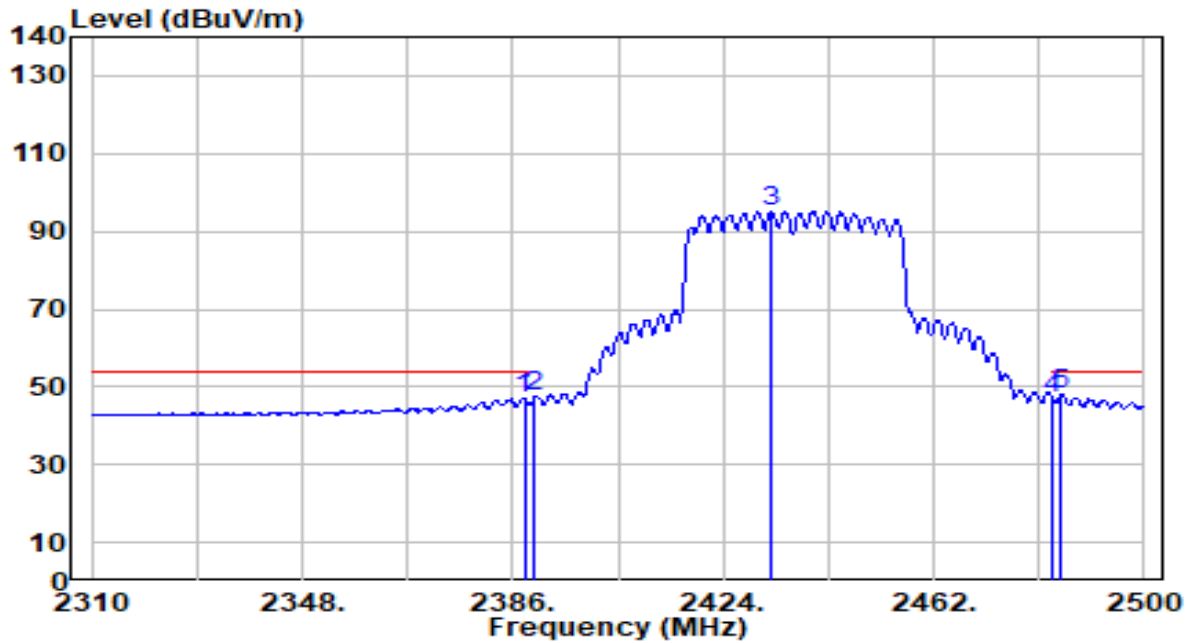


No	Frequency (MHz)	Reading (dBuV)	C.F (dB/m)	Measurement (dBuV/m)	Margin (dB)	Limit (dBuV/m)	Height (cm)	Angle (deg)	Remark (QP/PK/AV)
1	2388.280	29.91	29.99	59.90	-14.10	74.00	100	82	Peak
2	2390.000	29.27	29.99	59.26	-14.74	74.00	100	82	Peak
3	2438.060	77.95	30.13	108.08	N/A	N/A	100	82	Peak
4	2483.500	30.05	30.29	60.33	-13.67	74.00	100	82	Peak
5	* 2485.180	30.59	30.29	60.88	-13.12	74.00	100	82	Peak

Note:

1. " *", means this data is the worst emission level.
2. C.F (Correction Factor) = Antenna Factor (dB/m) + Cable Loss (dB).
3. Measurement (dBuV/m) = Reading(dBuV) + C.F (Correction Factor).
4. The emission levels of other frequencies are very lower than the limit and not show in test report.

EUT	AX3000 Whole Home Mesh Wi-Fi 6 System	Date of Test	2023-03-07
Factor	DRH18-E	Temp. / Humidity	22°C /63%
Polarity	Vertical	Site / Test Engineer	AC2 / Marvin
Test Mode	802.11ax-40MHz_TX_CH 6_ANT 0+1	Test Voltage	AC 120V/60Hz

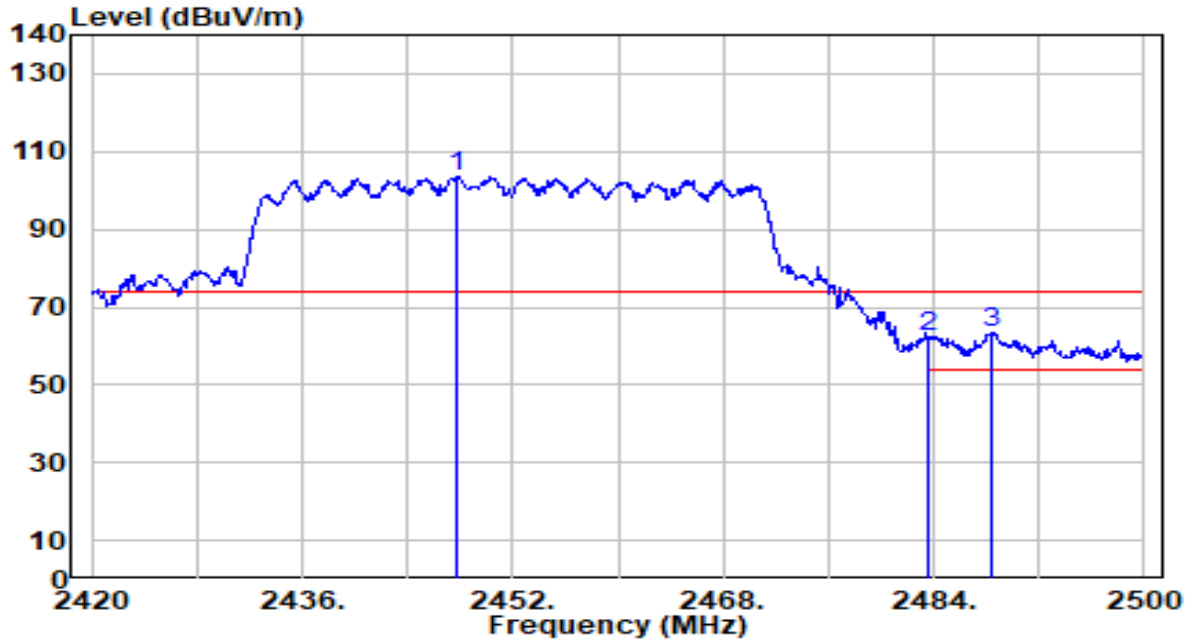


No	Frequency (MHz)	Reading (dBuV)	C.F (dB/m)	Measurement (dBuV/m)	Margin (dB)	Limit (dBuV/m)	Height (cm)	Angle (deg)	Remark (QP/PK/AV)
1	2388.090	17.23	29.99	47.22	-6.78	54.00	100	82	Average
2	2390.000	17.35	29.99	47.35	-6.65	54.00	100	82	Average
3	2432.740	64.98	30.12	95.10	N/A	N/A	100	82	Average
4	2483.500	16.63	30.29	46.92	-7.08	54.00	100	82	Average
5	* 2484.990	17.65	30.29	47.94	-6.06	54.00	100	82	Average

Note:

1. " *", means this data is the worst emission level.
2. C.F (Correction Factor) = Antenna Factor (dB/m) + Cable Loss (dB).
3. Measurement (dBuV/m) = Reading(dBuV) + C.F (Correction Factor).
4. The emission levels of other frequencies are very lower than the limit and not show in test report.

EUT	AX3000 Whole Home Mesh Wi-Fi 6 System	Date of Test	2023-03-07
Factor	DRH18-E	Temp. / Humidity	22°C /63%
Polarity	Horizontal	Site / Test Engineer	AC2 / Marvin
Test Mode	802.11ax-40MHz_TX_CH 9_ANT 0+1	Test Voltage	AC 120V/60Hz

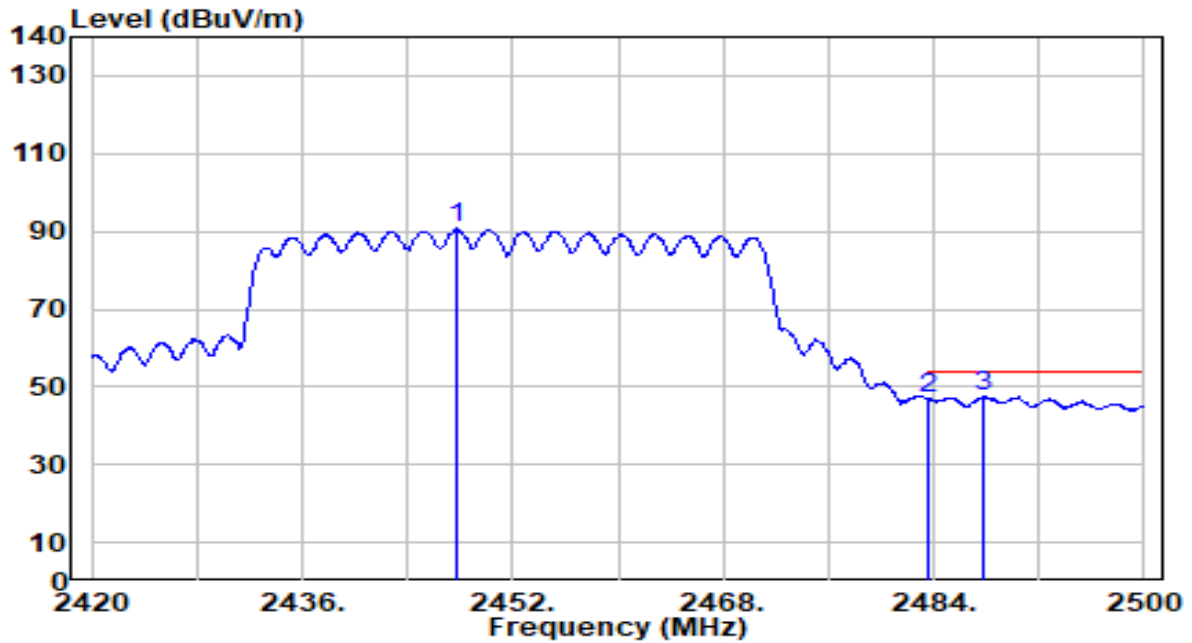


No	Frequency (MHz)	Reading (dBUV)	C.F (dB/m)	Measurement (dBUV/m)	Margin (dB)	Limit (dBUV/m)	Height (cm)	Angle (deg)	Remark (QP/PK/AV)
1	2447.840	73.49	30.17	103.65	N/A	N/A	135	10	Peak
2	2483.500	31.90	30.29	62.18	-11.82	74.00	135	10	Peak
3	* 2488.320	33.28	30.30	63.58	-10.42	74.00	135	10	Peak

Note:

1. " *", means this data is the worst emission level.
2. C.F (Correction Factor) = Antenna Factor (dB/m) + Cable Loss (dB).
3. Measurement (dBUV/m) = Reading(dBUV) + C.F (Correction Factor).
4. The emission levels of other frequencies are very lower than the limit and not show in test report.

EUT	AX3000 Whole Home Mesh Wi-Fi 6 System	Date of Test	2023-03-07
Factor	DRH18-E	Temp. / Humidity	22°C /63%
Polarity	Horizontal	Site / Test Engineer	AC2 / Marvin
Test Mode	802.11ax-40MHz_TX_CH 9_ANT 0+1	Test Voltage	AC 120V/60Hz

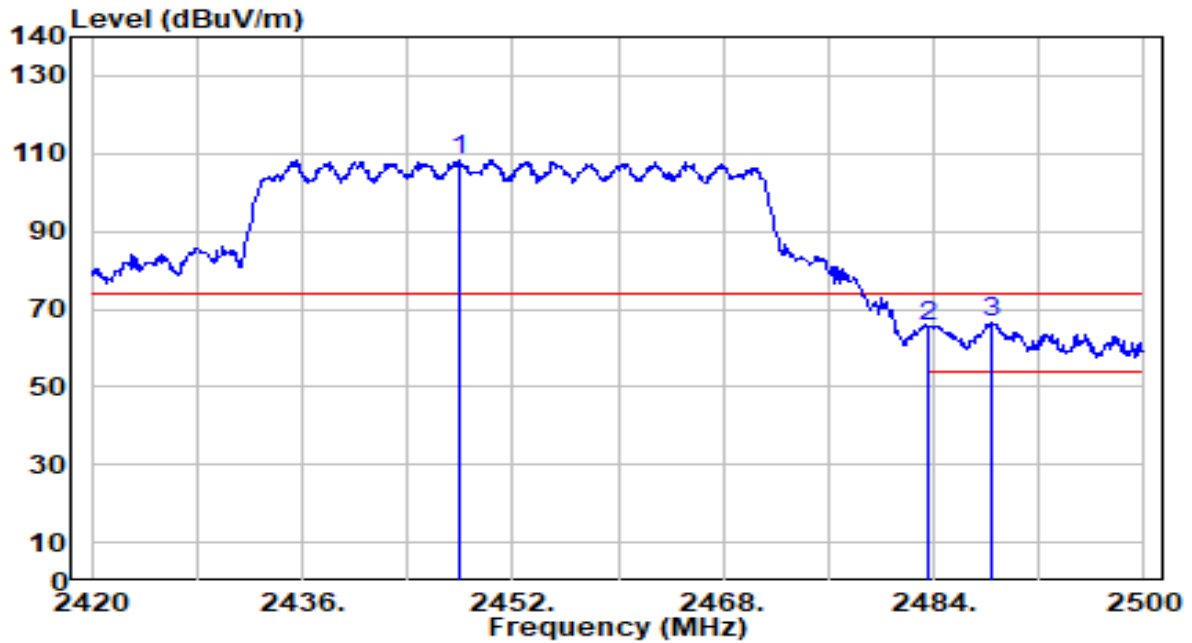


No	Frequency (MHz)	Reading (dBUV)	C.F (dB/m)	Measurement (dBUV/m)	Margin (dB)	Limit (dBUV/m)	Height (cm)	Angle (deg)	Remark (QP/PK/AV)
1	2447.680	60.45	30.17	90.61	N/A	N/A	135	10	Average
2	2483.500	16.86	30.29	47.15	-6.85	54.00	135	10	Average
3	* 2487.680	17.11	30.30	47.41	-6.59	54.00	135	10	Average

Note:

1. " *", means this data is the worst emission level.
2. C.F (Correction Factor) = Antenna Factor (dB/m) + Cable Loss (dB).
3. Measurement (dBUV/m) = Reading(dBUV) + C.F (Correction Factor).
4. The emission levels of other frequencies are very lower than the limit and not show in test report.

EUT	AX3000 Whole Home Mesh Wi-Fi 6 System	Date of Test	2023-03-07
Factor	DRH18-E	Temp. / Humidity	22°C /63%
Polarity	Vertical	Site / Test Engineer	AC2 / Marvin
Test Mode	802.11ax-40MHz_TX_CH 9_ANT 0+1	Test Voltage	AC 120V/60Hz

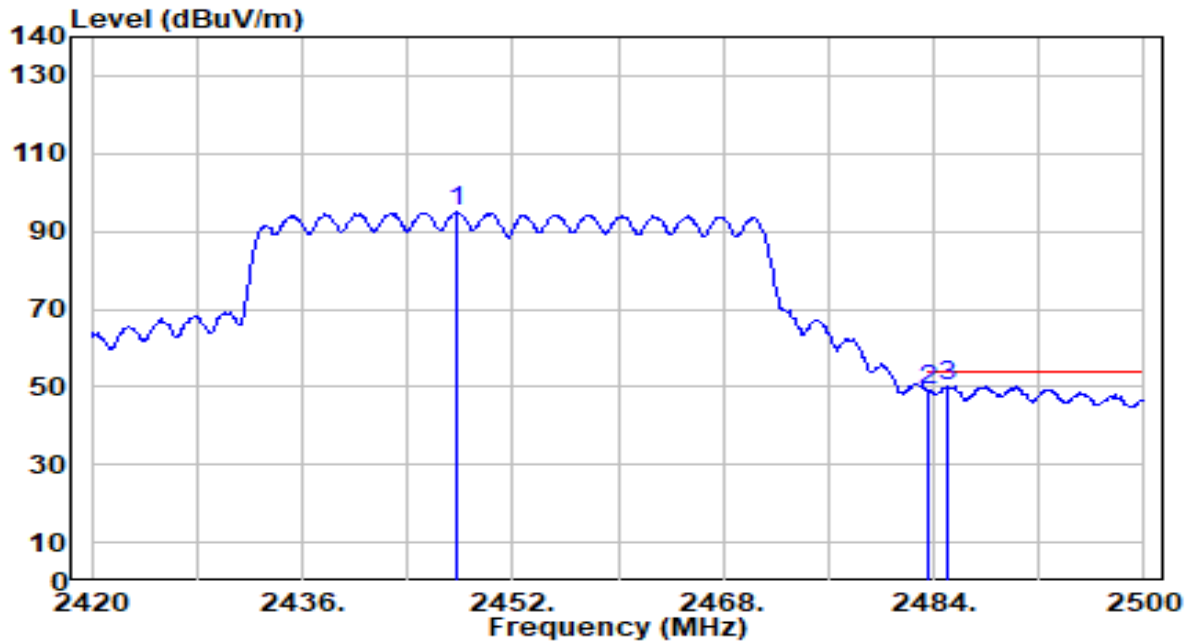


No	Frequency (MHz)	Reading (dBUV)	C.F (dB/m)	Measurement (dBUV/m)	Margin (dB)	Limit (dBUV/m)	Height (cm)	Angle (deg)	Remark (QP/PK/AV)
1	2447.920	78.04	30.17	108.21	N/A	N/A	100	81	Peak
2	2483.500	35.25	30.29	65.54	-8.46	74.00	100	81	Peak
3	* 2488.480	36.00	30.30	66.30	-7.70	74.00	100	81	Peak

Note:

1. " *", means this data is the worst emission level.
2. C.F (Correction Factor) = Antenna Factor (dB/m) + Cable Loss (dB).
3. Measurement (dBUV/m) = Reading(dBUV) + C.F (Correction Factor).
4. The emission levels of other frequencies are very lower than the limit and not show in test report.

EUT	AX3000 Whole Home Mesh Wi-Fi 6 System	Date of Test	2023-03-07
Factor	DRH18-E	Temp. / Humidity	22°C /63%
Polarity	Vertical	Site / Test Engineer	AC2 / Marvin
Test Mode	802.11ax-40MHz_TX_CH 9_ANT 0+1	Test Voltage	AC 120V/60Hz



No	Frequency (MHz)	Reading (dBuV)	C.F (dB/m)	Measurement (dBuV/m)	Margin (dB)	Limit (dBuV/m)	Height (cm)	Angle (deg)	Remark (QP/PK/AV)
1	2447.760	64.68	30.17	94.85	N/A	N/A	100	81	Average
2	2483.500	18.98	30.29	49.27	-4.73	54.00	100	81	Average
3	* 2485.120	19.83	30.29	50.13	-3.87	54.00	100	81	Average

Note:

1. " *", means this data is the worst emission level.
2. C.F (Correction Factor) = Antenna Factor (dB/m) + Cable Loss (dB).
3. Measurement (dBuV/m) = Reading(dBuV) + C.F (Correction Factor).
4. The emission levels of other frequencies are very lower than the limit and not show in test report.

7.8. AC Conducted Emissions Measurement

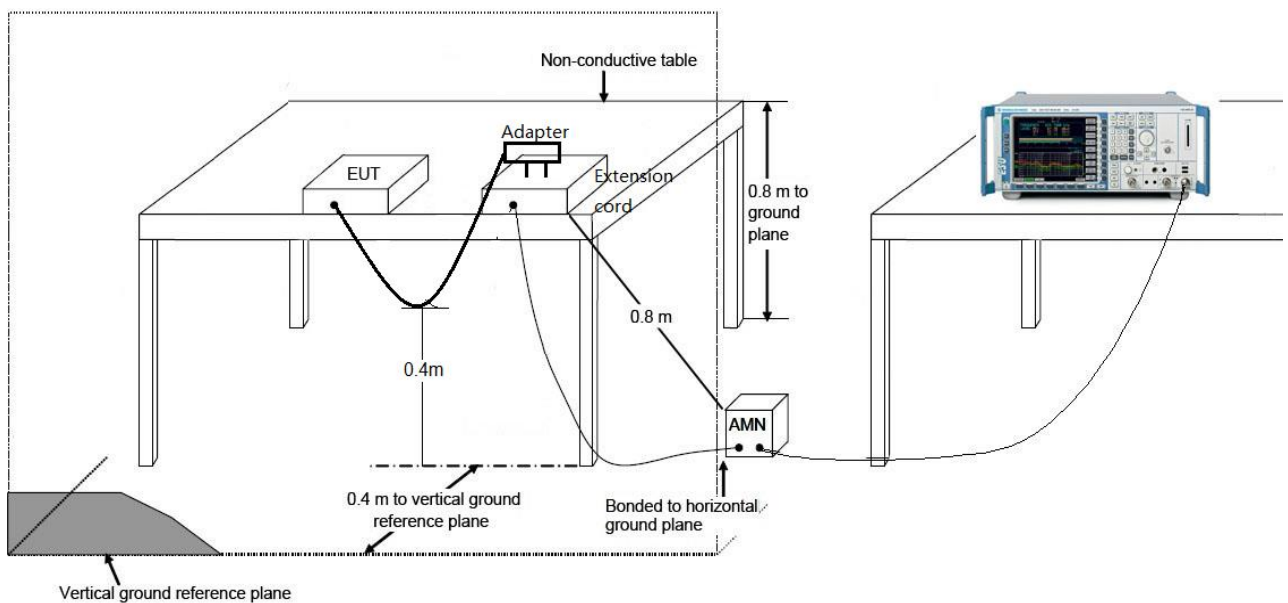
7.8.1. Test Limit

FCC Part 15 Subpart C Paragraph 15.207 Limits		
Frequency (MHz)	QP (dBuV)	AV (dBuV)
0.15 - 0.50	66 - 56	56 - 46
0.50 - 5.0	56	46
5.0 - 30	60	50

Note 1: The lower limit shall apply at the transition frequencies.

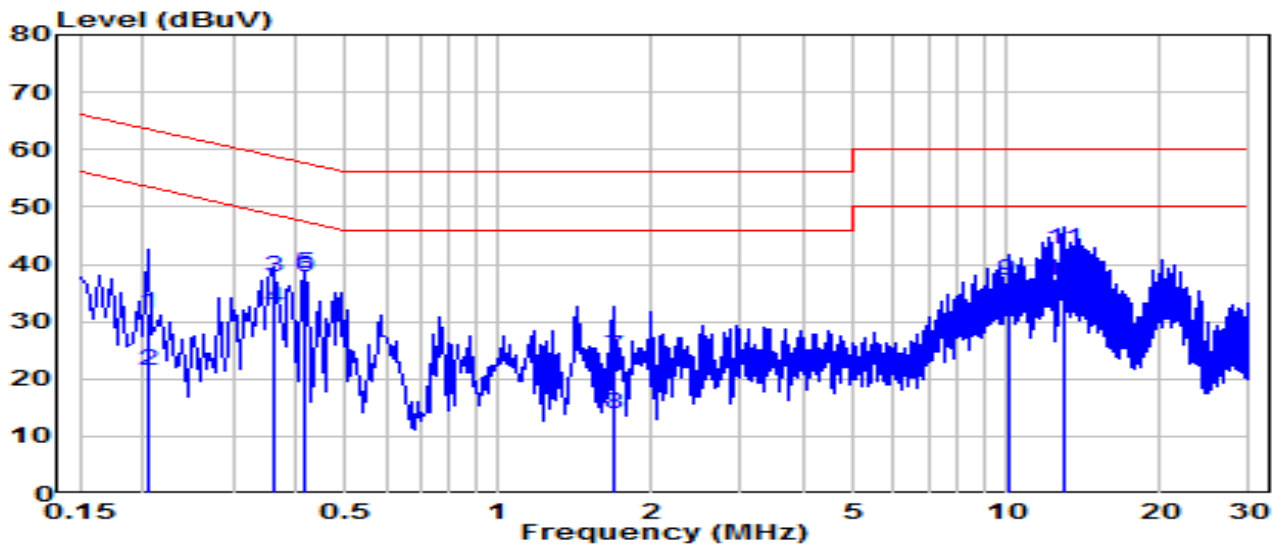
Note 2: The limit decreases linearly with the logarithm of the frequency in the range 0.15MHz to 0.5MHz.

7.8.2. Test Setup



7.8.3. Test Result

EUT	AX3000 Whole Home Mesh Wi-Fi 6 System	Date of Test	2023-03-16
Factor	CE_ENV216-L1 (Filter ON)	Temp. / Humidity	25.5°C /53%
Polarity	Line1	Site / Test Engineer	SR2 / Amber
Test Mode	802.11n-20MHz_TX_CH 6_ANT 0+1	Test Voltage	AC 120V/60Hz

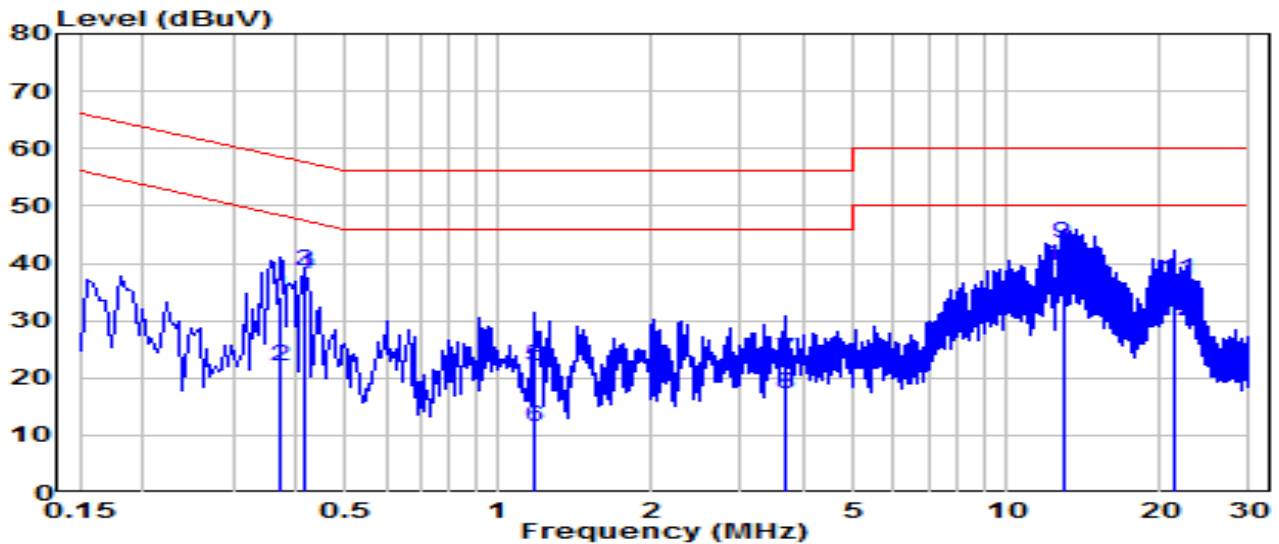


No	Frequency (MHz)	Reading (dBuV)	C.F (dB)	Measurement (dBuV)	Margin (dB)	Limit (dBuV)	Remark (QP/PK/AV)
1	0.204	21.75	9.62	31.37	-32.08	63.45	QP
2	0.204	11.85	9.62	21.47	-31.97	53.45	Average
3	0.361	27.98	9.63	37.61	-21.08	58.69	QP
4	0.361	22.66	9.63	32.29	-16.41	48.69	Average
5	* 0.415	28.73	9.64	38.37	-19.17	57.54	QP
6	* 0.415	28.03	9.64	37.66	-9.87	47.54	Average
7	1.680	14.09	9.68	23.77	-32.23	56.00	QP
8	1.680	4.18	9.68	13.86	-32.14	46.00	Average
9	10.045	27.35	9.86	37.21	-22.79	60.00	QP
10	10.045	22.47	9.86	32.33	-17.67	50.00	Average
11	12.893	32.63	9.88	42.50	-17.50	60.00	QP
12	12.893	27.35	9.88	37.23	-12.77	50.00	Average

Note:

1. " *", means this data is the worst emission level.
2. C.F (Correction Factor) = LISN Factor (dB)+ Cable Loss (dB).
3. Measurement (dBuV) = Reading(dBuV) + C.F (Correction Factor).

EUT	AX3000 Whole Home Mesh Wi-Fi 6 System	Date of Test	2023-03-16
Factor	CE_ENV216-N (Filter ON)	Temp. / Humidity	25.5°C /53%
Polarity	Neutral	Site / Test Engineer	SR2 / Amber
Test Mode	802.11n-20MHz_TX_CH 6_ANT 0+1	Test Voltage	AC 120V/60Hz

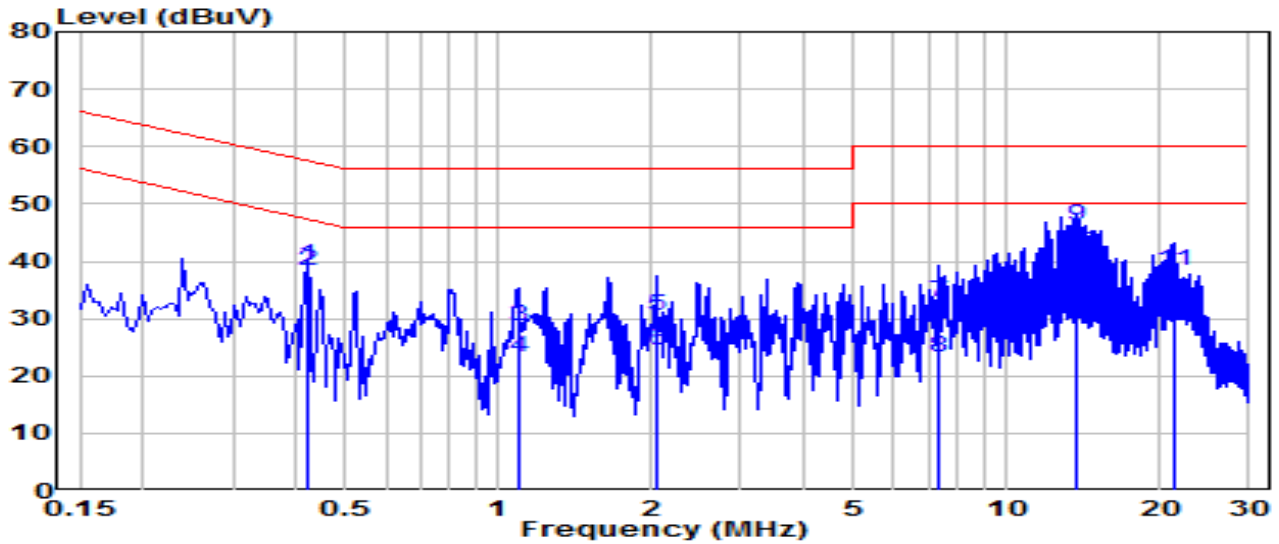


No	Frequency (MHz)	Reading (dBuV)	C.F (dB)	Measurement (dBuV)	Margin (dB)	Limit (dBuV)	Remark (QP/PK/AV)
1	0.370	24.50	9.63	34.14	-24.35	58.49	QP
2	0.370	12.35	9.63	21.99	-26.50	48.49	Average
3	* 0.415	28.91	9.64	38.54	-19.00	57.54	QP
4	* 0.415	28.32	9.64	37.95	-9.59	47.54	Average
5	1.171	12.25	9.67	21.92	-34.08	56.00	QP
6	1.171	1.84	9.67	11.51	-34.49	46.00	Average
7	3.678	13.67	9.72	23.40	-32.60	56.00	QP
8	3.678	7.51	9.72	17.23	-28.77	46.00	Average
9	12.893	33.66	9.90	43.56	-16.44	60.00	QP
10	12.893	29.75	9.90	39.65	-10.35	50.00	Average
11	21.514	27.13	10.00	37.14	-22.86	60.00	QP
12	21.514	19.94	10.00	29.94	-20.06	50.00	Average

Note:

1. " *", means this data is the worst emission level.
2. C.F (Correction Factor) = LISN Factor (dB)+ Cable Loss (dB).
3. Measurement (dBuV) = Reading(dBuV) + C.F (Correction Factor).

EUT	AX3000 Whole Home Mesh Wi-Fi 6 System	Date of Test	2023-03-16
Factor	CE_ENV216-L1 (Filter ON)	Temp. / Humidity	25.5°C /53%
Polarity	Line1	Site / Test Engineer	SR2 / Amber
Test Mode	802.11n-20MHz_TX_CH 6_ANT 0+1	Test Voltage	AC 240V/60Hz

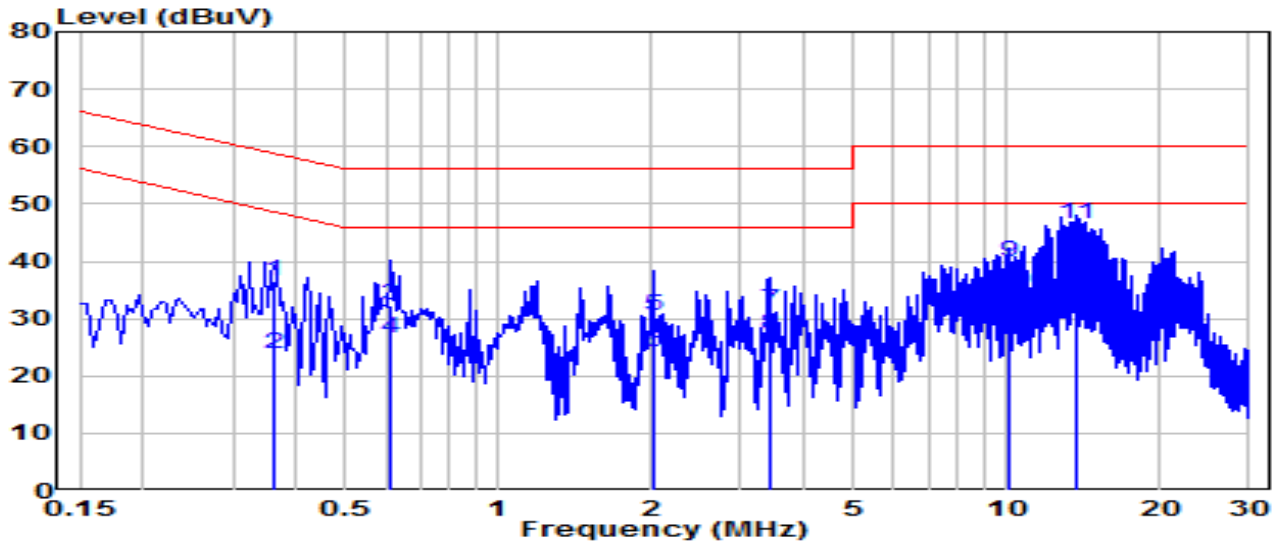


No	Frequency (MHz)	Reading (dBuV)	C.F (dB)	Measurement (dBuV)	Margin (dB)	Limit (dBuV)	Remark (QP/PK/AV)
1	0.420	29.63	9.64	39.27	-18.18	57.45	QP
2	0.420	28.78	9.64	38.42	-9.03	47.45	Average
3	1.090	19.09	9.67	28.77	-27.23	56.00	QP
4	1.090	13.70	9.67	23.37	-22.63	46.00	Average
5	2.049	20.75	9.69	30.44	-25.56	56.00	QP
6	2.049	14.90	9.69	24.59	-21.41	46.00	Average
7	7.363	23.23	9.80	33.03	-26.97	60.00	QP
8	7.363	13.35	9.80	23.15	-26.85	50.00	Average
9	* 13.667	36.42	9.88	46.31	-13.69	60.00	QP
10	* 13.667	31.53	9.88	41.41	-8.59	50.00	Average
11	21.334	28.40	9.92	38.32	-21.68	60.00	QP
12	21.334	21.40	9.92	31.33	-18.67	50.00	Average

Note:

1. " *", means this data is the worst emission level.
2. C.F (Correction Factor) = LISN Factor (dB)+ Cable Loss (dB).
3. Measurement (dBuV) = Reading(dBuV) + C.F (Correction Factor).

EUT	AX3000 Whole Home Mesh Wi-Fi 6 System	Date of Test	2023-03-16
Factor	CE_ENV216-N (Filter ON)	Temp. / Humidity	25.5°C /53%
Polarity	Neutral	Site / Test Engineer	SR2 / Amber
Test Mode	802.11n-20MHz_TX_CH 6_ANT 0+1	Test Voltage	AC 240V/60Hz



No	Frequency (MHz)	Reading (dBuV)	C.F (dB)	Measurement (dBuV)	Margin (dB)	Limit (dBuV)	Remark (QP/PK/AV)
1	0.361	26.88	9.63	36.51	-22.18	58.69	QP
2	0.361	14.16	9.63	23.79	-24.91	48.69	Average
3	0.613	22.56	9.65	32.21	-23.79	56.00	QP
4	0.613	16.79	9.65	26.44	-19.56	46.00	Average
5	2.008	20.78	9.69	30.47	-25.53	56.00	QP
6	2.008	14.40	9.69	24.09	-21.91	46.00	Average
7	3.403	21.80	9.72	31.52	-24.48	56.00	QP
8	3.403	17.46	9.72	27.18	-18.82	46.00	Average
9	10.166	29.88	9.87	39.76	-20.24	60.00	QP
10	10.166	24.94	9.87	34.81	-15.19	50.00	Average
11	* 13.667	36.48	9.91	46.40	-13.60	60.00	QP
12	* 13.667	31.13	9.91	41.04	-8.96	50.00	Average

Note:

1. " *", means this data is the worst emission level.
2. C.F (Correction Factor) = LISN Factor (dB)+ Cable Loss (dB).
3. Measurement (dBuV) = Reading(dBuV) + C.F (Correction Factor).

8. CONCLUSION

The data collected relate only the item(s) tested and show that the device is compliance with Part 15C of the FCC Rules.

Appendix A : Test Setup Photograph

Refer to “2303TW0104-UT” file.

Appendix B : External Photograph

Refer to “2303TW0104-UE” file.

Appendix C : Internal Photograph

Refer to “2303TW0104-UI” file.

————— The End —————