

TP-LINK®

Antenna Specification



Product Number: 3101503166

Product Name: Antenna

TP-LINK®

COPYRIGHT & TRADEMARKS

Specifications are subject to change without notice. **TP-LINK®** is a registered trademark of TP-LINK TECHNOLOGIES CO., LTD. Other brands and product names are trademarks or registered trademarks of their respective holders.

No part of the specifications may be reproduced in any form or by any means or used to make any derivative such as translation, transformation, or adaptation without permission from TP-LINK TECHNOLOGIES CO., LTD. Copyright © 2011 TP-LINK TECHNOLOGIES CO., LTD. All rights reserved.

<http://www.tp-link.com>

Product Number: 3101503166

Product Name: Antenna

TP-LINK®

Specification For Approval

Date: _____

File No. : _____

Version: 1.0

Customer: _____ / _____

Customer P/N : _____ / _____

TP-LINK P/N: 3101503166

Description:

Antenna|2.4-2.5GHz&5.15-5.85GHz|1.5dBi&1.5dBi|LP|Omni|2W|I-PEX|55mm|D1.13mm|WPA8631|无|X3015-WI055REV1.0|绿色|否|[自制件/I-PEX 朝向需管控/灰色线长 55mm/软管长度 38mm]

TP-LINK Checked By:

Customer Approved By:

TP-LINK®

TP-LINK TECHNOLOGIES CO., LTD.

South Buiding, No.5 Keyuan Road,
Central Zone, Science&Technology Park,
Nanshan, Shenzhen, P.R.China

TEL: + 86 755 26612350

+ 86 755 26504400


http:// www.tp-link.com

Index

I.	Specification	2
II.	Antenna – S Parameter Test Data	3
III.	Antenna – Radiation Pattern Test Data	3

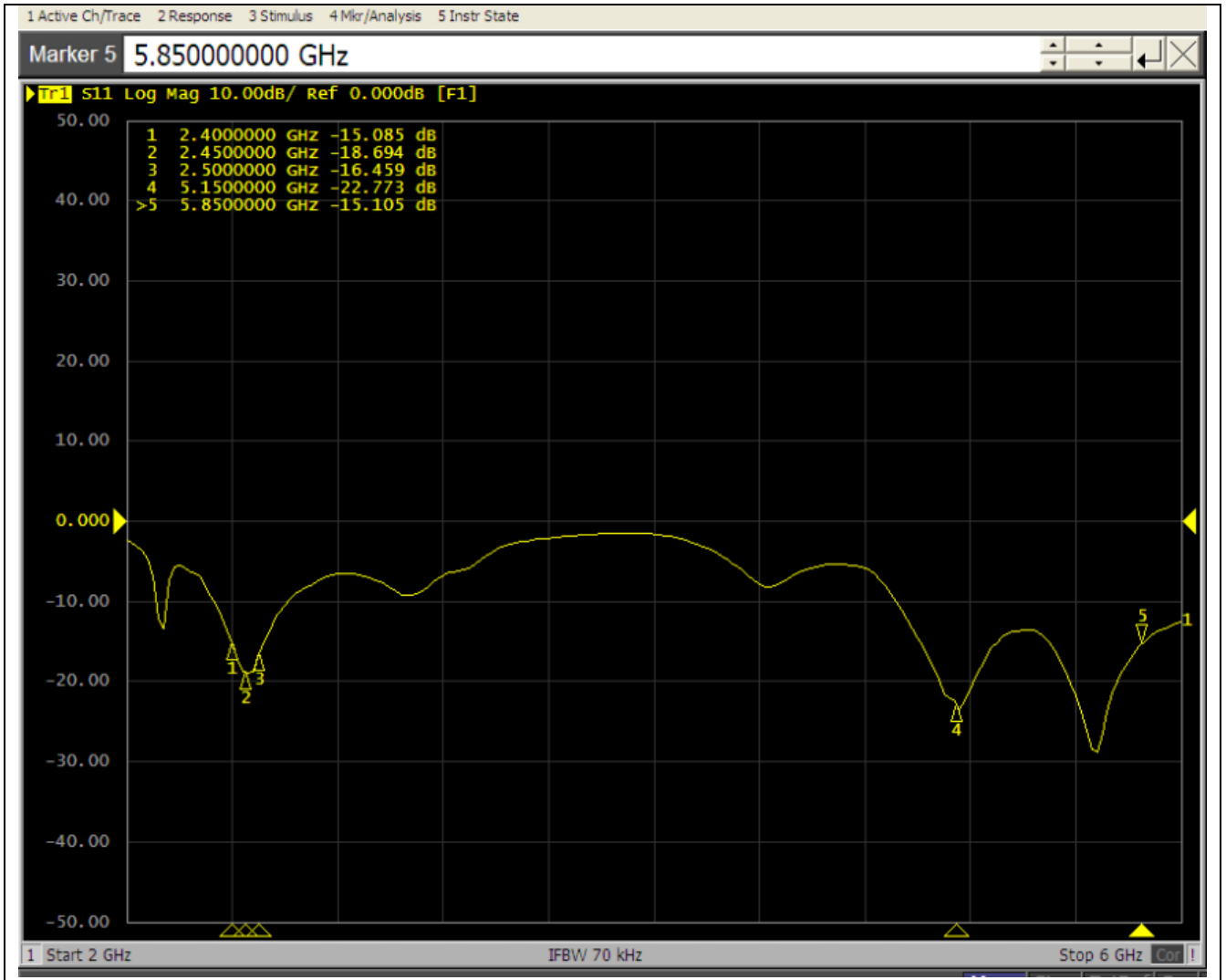
I. Specification

Sample Photo



A. Electrical Characteristics	
Frequency	2400 ~ 2500MHz & 5150 ~ 5850MHz
Impedance	50 Ohm
S.W.R.	<= 2.0
Antenna Type	Dipole
Antenna Gain	1.5dBi & 1.5dBi
Max Input Power	2 W
Polarization	Linear
Radiation pattern	Omni-Directional
B. Material & Mechanical Characteristics	
Material of Radiator	Cu
Cable Type	O.D. 1.13mm (Gray)
Connector Type	I-PEX
Connector Pull Test	3Kg
C. Environmental	
Operation Temperature	- 40°C ~ + 65°C
Storage Temperature	- 40°C ~ + 70°C

II. Antenna – S Parameter Test Data



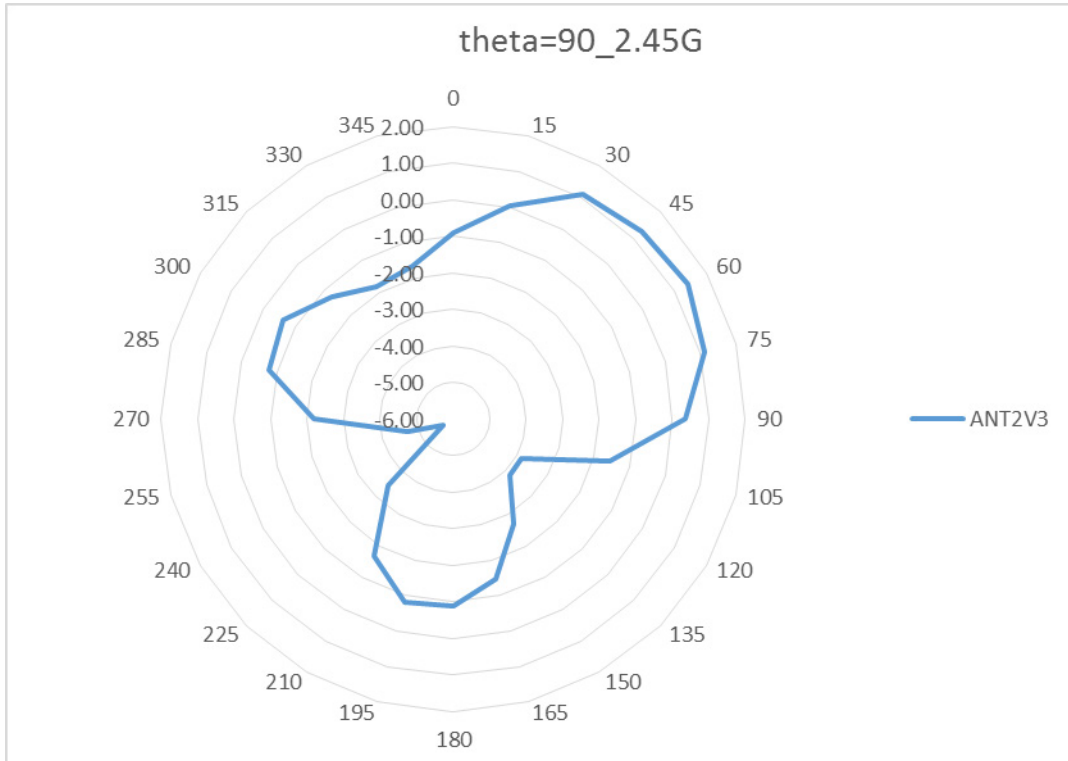
III. Antenna – Radiation Pattern Test Data

Testing Equipment Specification	
Microwave Chamber	Satimo SG24-S
Testing Equipment	Agilent 5071B

Freq. (MHz)	2400	2410	2420	2430	2440	2450	2460	2470	2480	2490	2500
Peak Gain (dBi)	1.46	1.40	1.43	1.39	1.36	1.34	1.40	1.43	1.41	1.45	1.38
Freq. (MHz)	5150	5200	5250	5300	5350	5400	5450	5500	5550	5600	5650
Peak Gain (dBi)	1.46	1.41	1.47	1.45	1.44	1.39	1.42	1.36	1.38	1.29	1.38
Freq. (MHz)	5700	5750	5800	5850							
Peak Gain (dBi)	1.41	1.42	1.44	1.41							

Theta=90°

2450MHz



5200MHz

