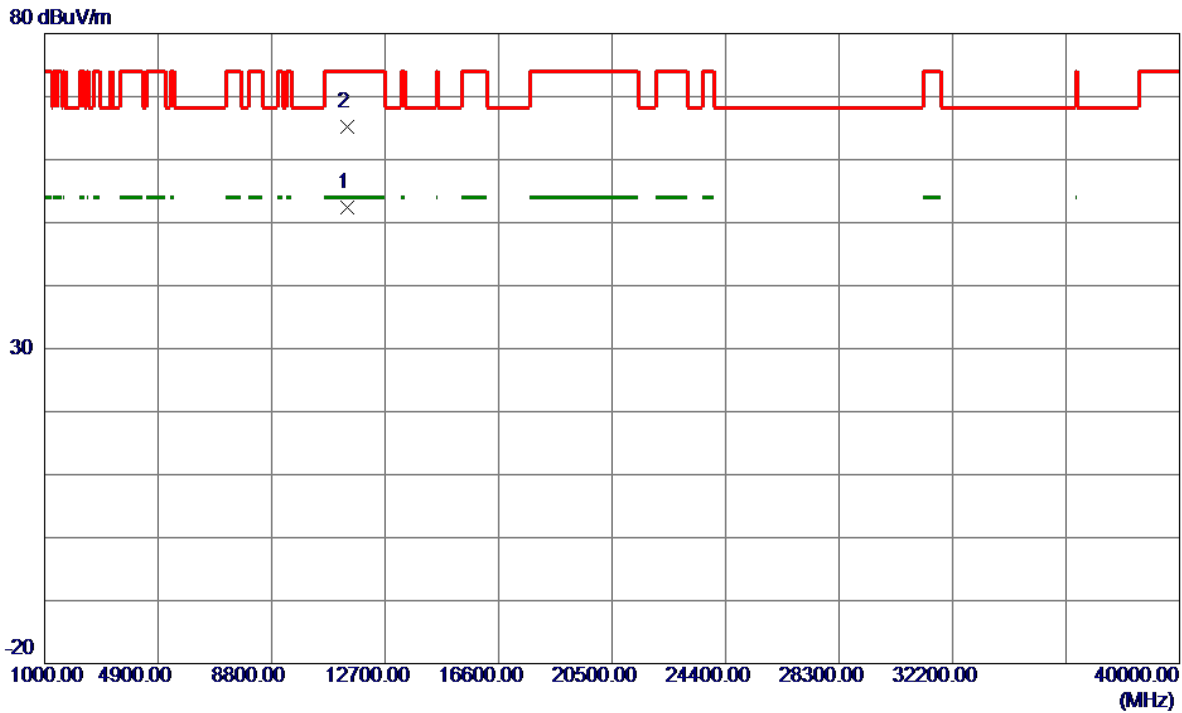


Test Mode	UNII-2C_TX A Mode 5700 MHz	Polarization	Vertical
-----------	----------------------------	--------------	----------

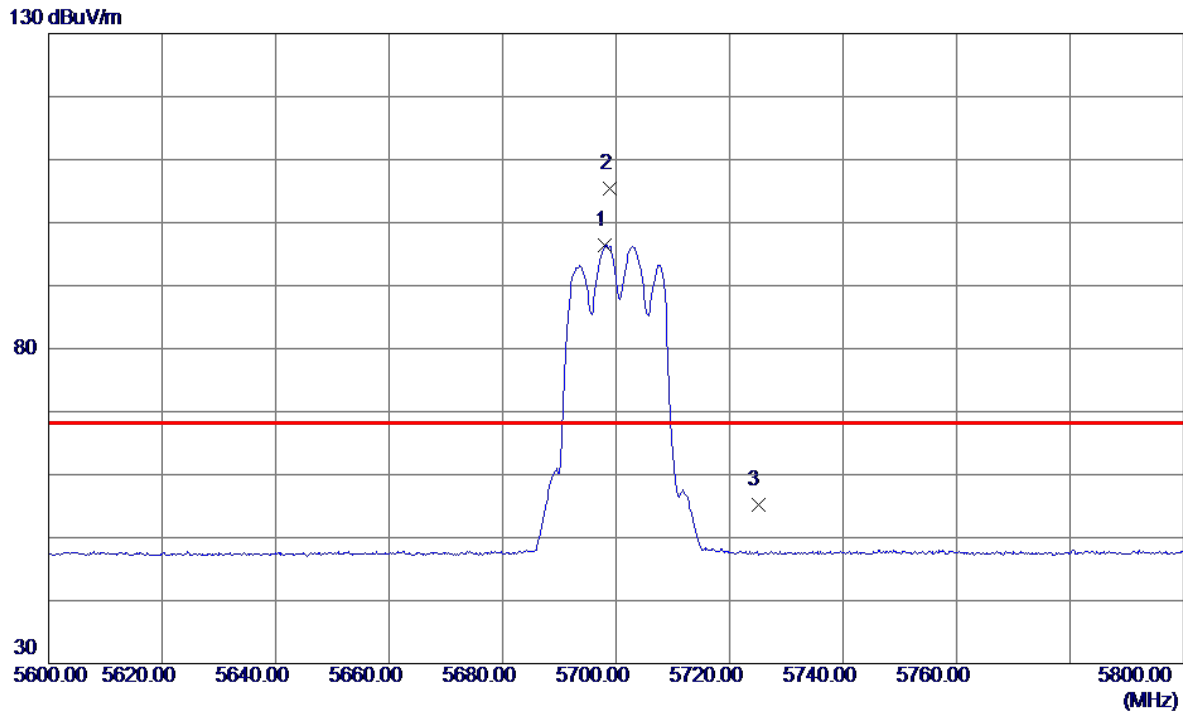


No.	Freq. MHz	Reading Level dBuV/m	Correct Factor dB	Measure ment dBuV/m	Limit dBuV/m	Margin dB	Detector	Comment
1 *	11400.0790	35.83	16.54	52.37	54.00	-1.63	AVG	
2	11400.3190	48.57	16.54	65.11	74.00	-8.89	Peak	

**REMARKS:**

- (1) Measurement Value = Reading Level + Correct Factor.
- (2) Margin Level = Measurement Value - Limit Value.

Test Mode	UNII-2C_TX A Mode 5700 MHz	Polarization	Horizontal
-----------	----------------------------	--------------	------------

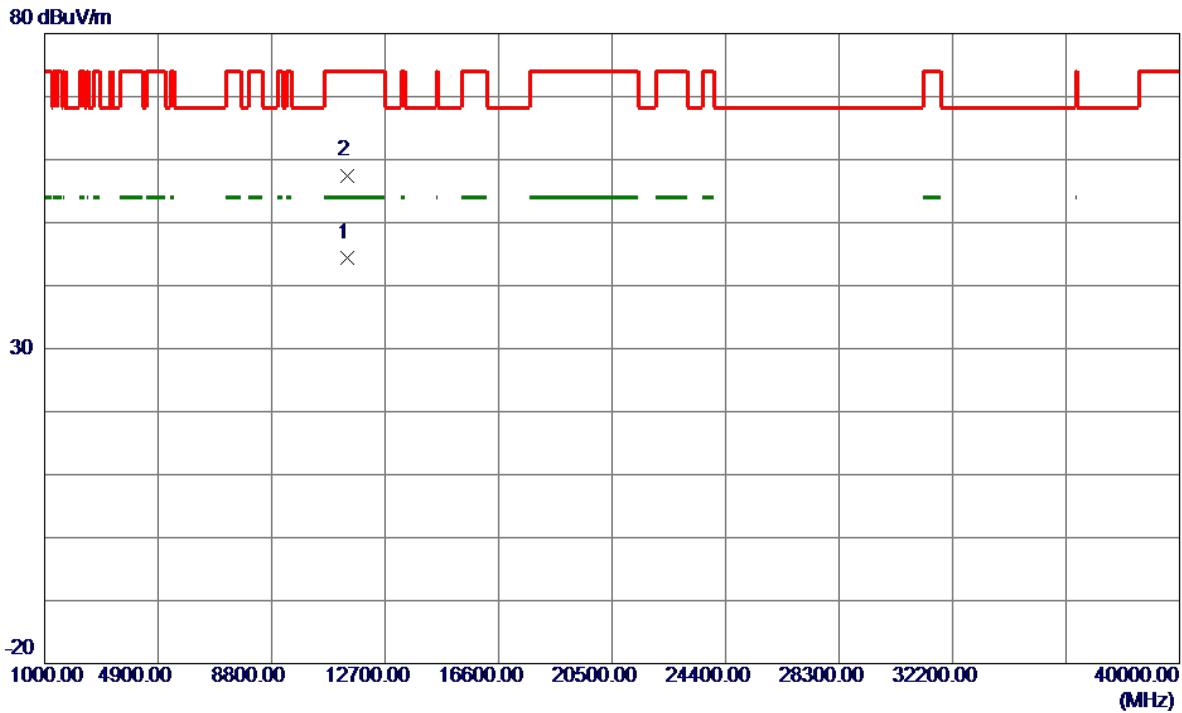


No.	Freq. MHz	Reading Level dBuV/m	Correct Factor dB	Measure ment dBuV/m	Limit dBuV/m	Margin dB	Detector	Comment
1	5698.1000	76.79	19.68	96.47	999.00	-902.53	AVG	No Limit
2 *	5698.9000	85.72	19.68	105.40	68.20	37.20	Peak	No Limit
3	5725.0000	35.50	19.75	55.25	68.20	-12.95	Peak	

**REMARKS:**

- (1) Measurement Value = Reading Level + Correct Factor.
- (2) Margin Level = Measurement Value - Limit Value.

Test Mode	UNII-2C_TX A Mode 5700 MHz	Polarization	Horizontal
-----------	----------------------------	--------------	------------

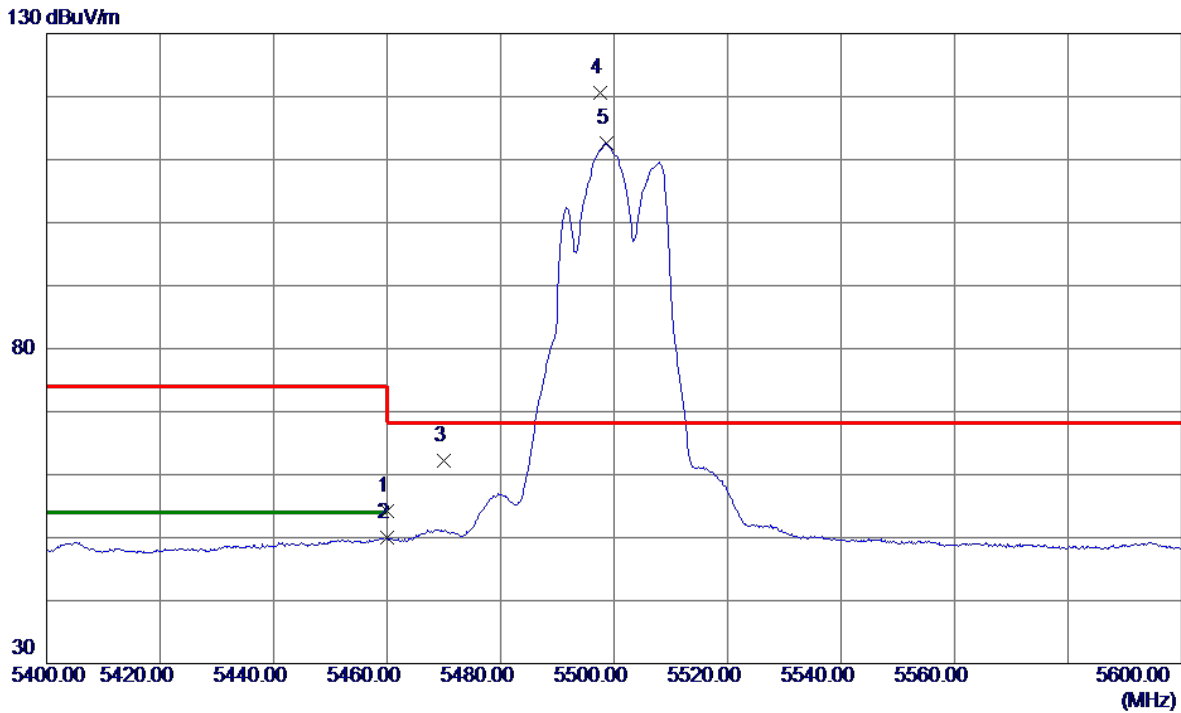


No.	Freq. MHz	Reading Level dBuV/m	Correct Factor dB	Measure ment dBuV/m	Limit dBuV/m	Margin dB	Detector	Comment
1 *	11399.9870	27.93	16.54	44.47	54.00	-9.53	AVG	
2	11400.7950	40.96	16.54	57.50	74.00	-16.50	Peak	

**REMARKS:**

- (1) Measurement Value = Reading Level + Correct Factor.
- (2) Margin Level = Measurement Value - Limit Value.

Test Mode	UNII-2C_TX AC(VHT20) Mode 5500 MHz	Polarization	Vertical
-----------	------------------------------------	--------------	----------

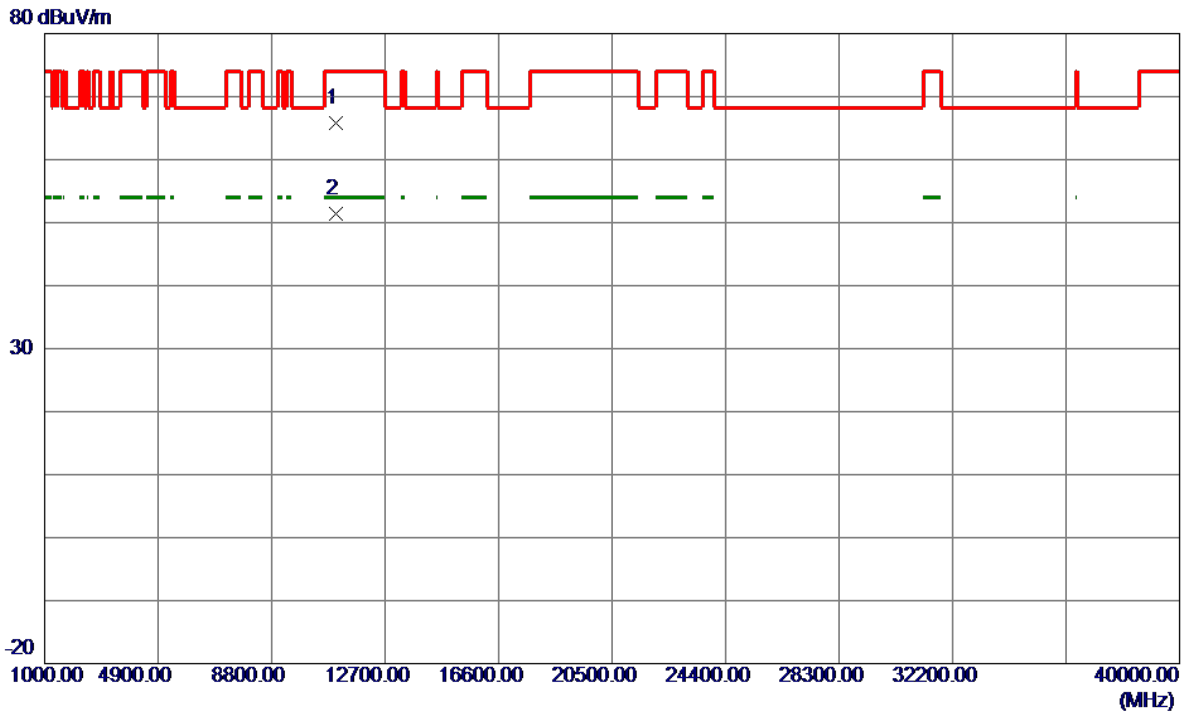


No.	Freq. MHz	Reading Level dBuV/m	Correct Factor dB	Measure ment dBuV/m	Limit dBuV/m	Margin dB	Detector	Comment
1	5460.0000	35.28	19.00	54.28	74.00	-19.72	Peak	
2	5460.0000	30.98	19.00	49.98	54.00	-4.02	AVG	
3	5470.0000	43.20	19.03	62.23	68.20	-5.97	Peak	
4 *	5497.6000	101.45	19.12	120.57	68.20	52.37	Peak	No Limit
5	5498.6000	93.49	19.12	112.61	68.20	44.41	Peak	No Limit

REMARKS:

- (1) Measurement Value = Reading Level + Correct Factor.
- (2) Margin Level = Measurement Value - Limit Value.

Test Mode	UNII-2C_TX AC(VHT20) Mode 5500 MHz	Polarization	Vertical
-----------	------------------------------------	--------------	----------

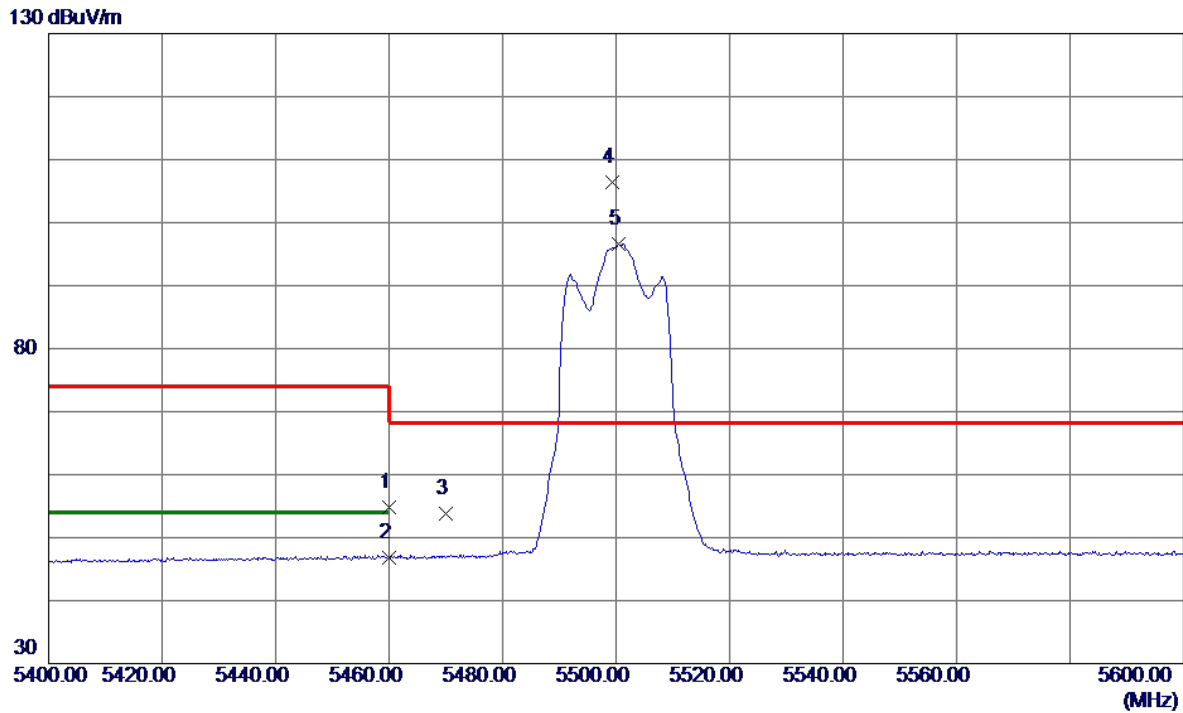


No.	Freq. MHz	Reading Level dBuV/m	Correct Factor dB	Measure ment dBuV/m	Limit dBuV/m	Margin dB	Detector	Comment
1	10999.0920	49.62	16.08	65.70	74.00	-8.30	Peak	
2 *	11000.3980	35.27	16.08	51.35	54.00	-2.65	AVG	

**REMARKS:**

- (1) Measurement Value = Reading Level + Correct Factor.
- (2) Margin Level = Measurement Value - Limit Value.

Test Mode	UNII-2C_TX AC(VHT20) Mode 5500 MHz	Polarization	Horizontal
-----------	------------------------------------	--------------	------------

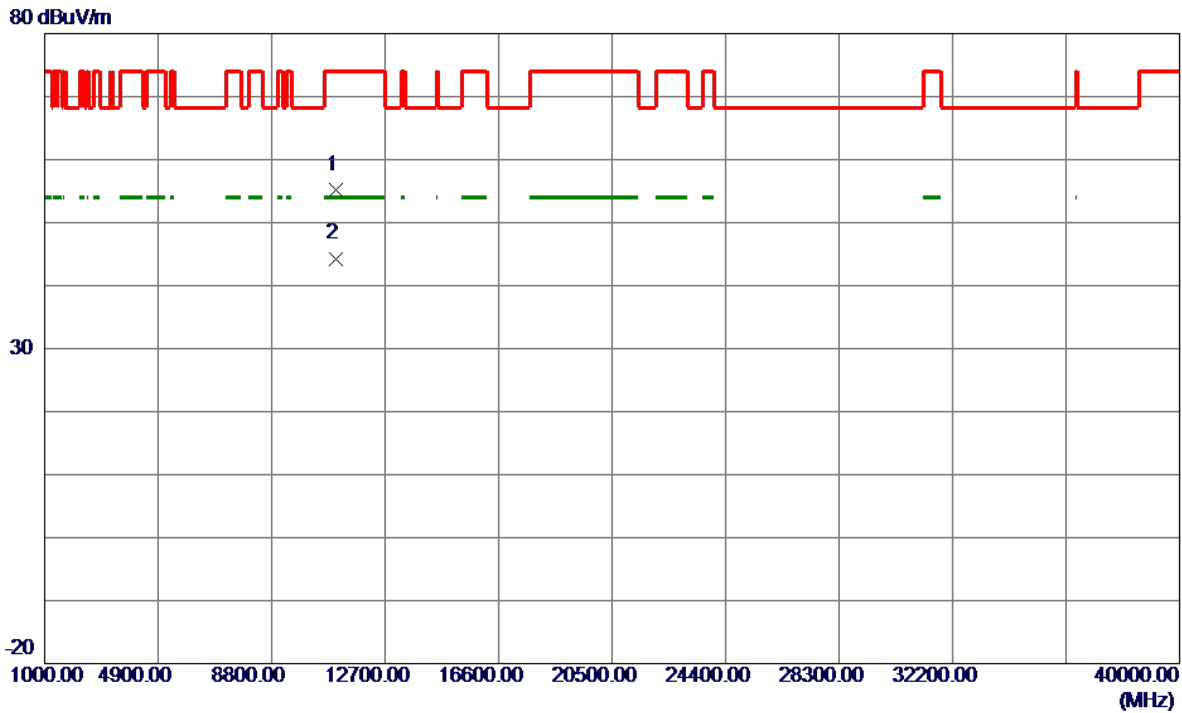


No.	Freq. MHz	Reading Level dBuV/m	Correct Factor dB	Measure ment dBuV/m	Limit dBuV/m	Margin dB	Detector	Comment
1	5460.0000	35.76	19.00	54.76	74.00	-19.24	Peak	
2	5460.0000	27.77	19.00	46.77	54.00	-7.23	AVG	
3	5470.0000	34.85	19.03	53.88	68.20	-14.32	Peak	
4 *	5499.4000	87.27	19.12	106.39	68.20	38.19	Peak	No Limit
5	5500.5000	77.50	19.12	96.62	999.00	-902.38	AVG	No Limit

**REMARKS:**

- (1) Measurement Value = Reading Level + Correct Factor.
- (2) Margin Level = Measurement Value - Limit Value.

Test Mode	UNII-2C_TX AC(VHT20) Mode 5500 MHz	Polarization	Horizontal
-----------	------------------------------------	--------------	------------

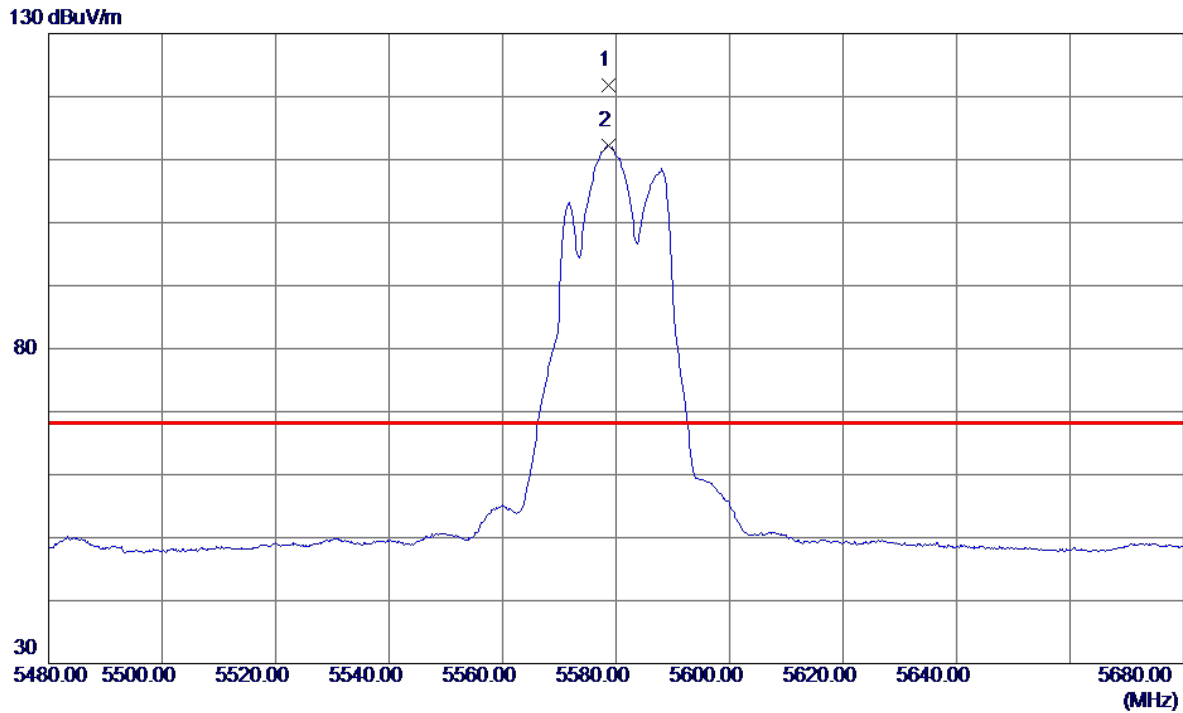


No.	Freq. MHz	Reading Level dBuV/m	Correct Factor dB	Measure ment dBuV/m	Limit dBuV/m	Margin dB	Detector	Comment
1	11000.1110	39.08	16.08	55.16	74.00	-18.84	Peak	
2 *	11000.8940	28.22	16.08	44.30	54.00	-9.70	AVG	

**REMARKS:**

- (1) Measurement Value = Reading Level + Correct Factor.
- (2) Margin Level = Measurement Value - Limit Value.

Test Mode	UNII-2C_TX AC(VHT20) Mode 5580 MHz	Polarization	Vertical
-----------	------------------------------------	--------------	----------



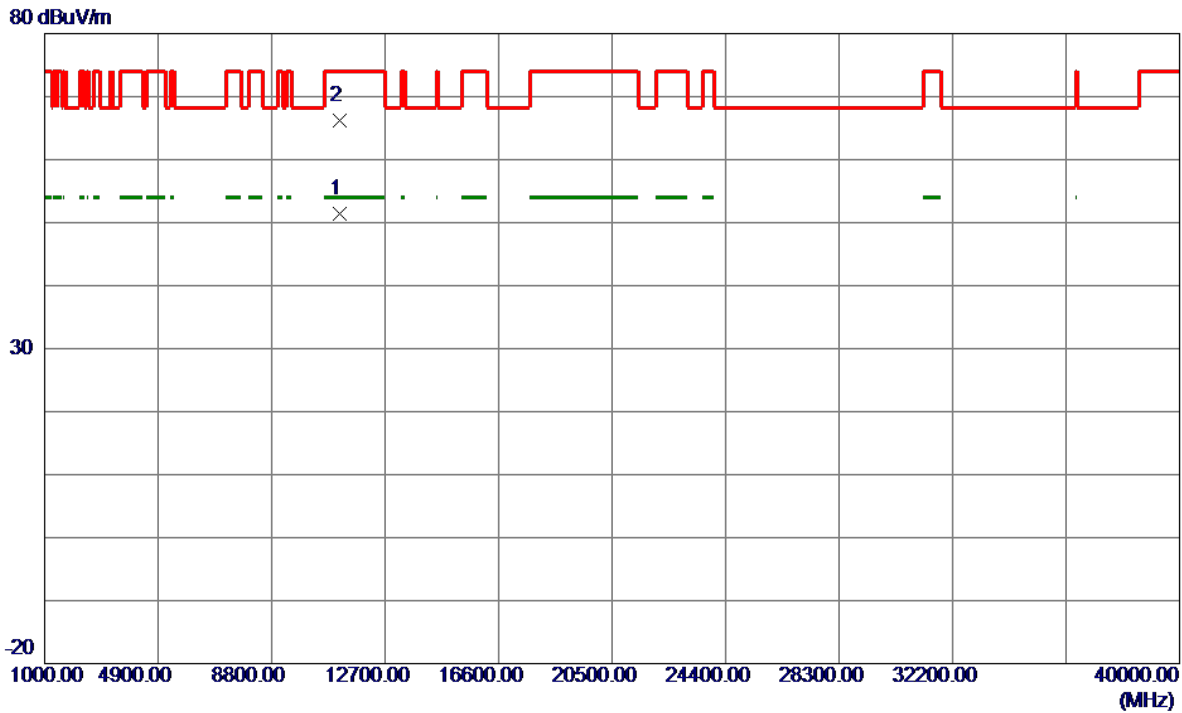
No.	Freq. MHz	Reading Level dBuV/m	Correct Factor dB	Measure ment dBuV/m	Limit dBuV/m	Margin dB	Detector	Comment
1 *	5578.6000	102.47	19.34	121.81	68.20	53.61	Peak	No Limit
2	5578.6000	92.87	19.34	112.21	999.00	-886.79	AVG	No Limit

**REMARKS:**

- (1) Measurement Value = Reading Level + Correct Factor.
- (2) Margin Level = Measurement Value - Limit Value.



Test Mode	UNII-2C_TX AC(VHT20) Mode 5580 MHz	Polarization	Vertical
-----------	------------------------------------	--------------	----------

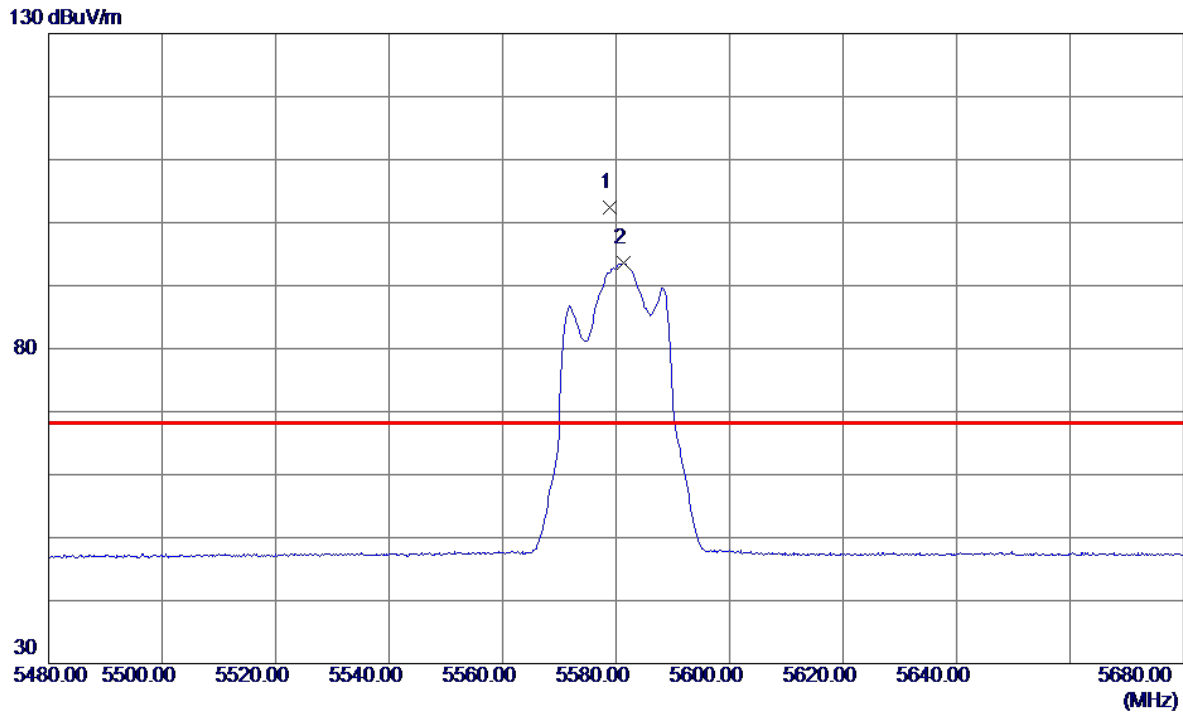


No.	Freq. MHz	Reading Level dBuV/m	Correct Factor dB	Measure ment dBuV/m	Limit dBuV/m	Margin dB	Detector	Comment
1 *	11160.3130	35.16	16.27	51.43	54.00	-2.57	AVG	
2	11160.5730	49.90	16.27	66.17	74.00	-7.83	Peak	

**REMARKS:**

- (1) Measurement Value = Reading Level + Correct Factor.
- (2) Margin Level = Measurement Value - Limit Value.

Test Mode	UNII-2C_TX AC(VHT20) Mode 5580 MHz	Polarization	Horizontal
-----------	------------------------------------	--------------	------------

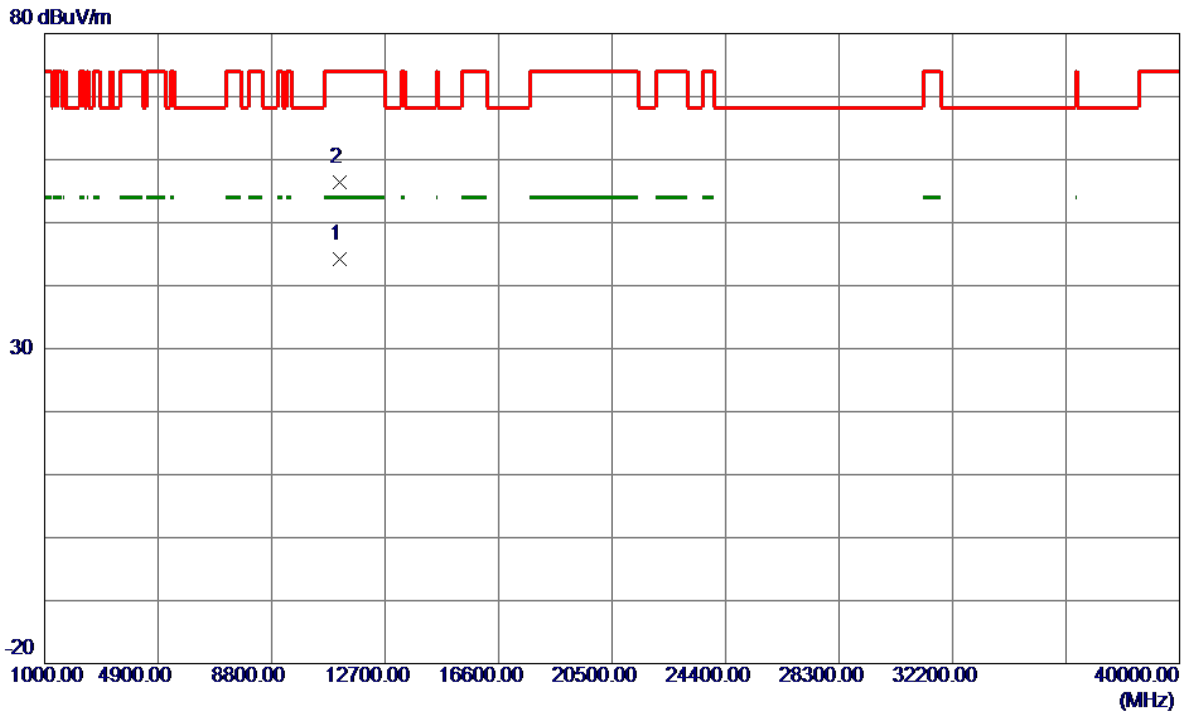


No.	Freq. MHz	Reading Level dBuV/m	Correct Factor dB	Measure ment dBuV/m	Limit dBuV/m	Margin dB	Detector	Comment
1 *	5578.8000	83.11	19.34	102.45	68.20	34.25	Peak	
2	5581.4000	74.16	19.35	93.51	999.00	-905.49	AVG	No Limit

**REMARKS:**

- (1) Measurement Value = Reading Level + Correct Factor.
- (2) Margin Level = Measurement Value - Limit Value.

Test Mode	UNII-2C_TX AC(VHT20) Mode 5580 MHz	Polarization	Horizontal
-----------	------------------------------------	--------------	------------

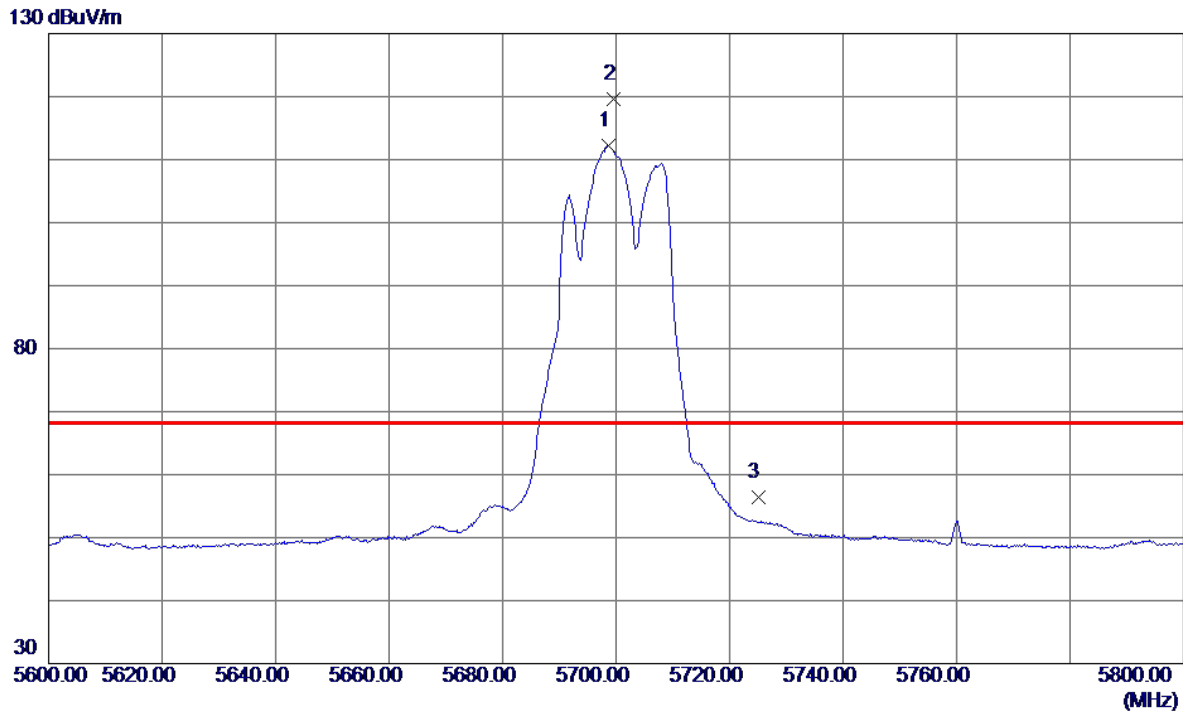


No.	Freq. MHz	Reading Level dBuV/m	Correct Factor dB	Measure ment dBuV/m	Limit dBuV/m	Margin dB	Detector	Comment
1 *	11159.3690	28.02	16.26	44.28	54.00	-9.72	AVG	
2	11159.9050	40.04	16.27	56.31	74.00	-17.69	Peak	

**REMARKS:**

- (1) Measurement Value = Reading Level + Correct Factor.
- (2) Margin Level = Measurement Value - Limit Value.

Test Mode	UNII-2C_TX AC(VHT20) Mode 5700 MHz	Polarization	Vertical
-----------	------------------------------------	--------------	----------

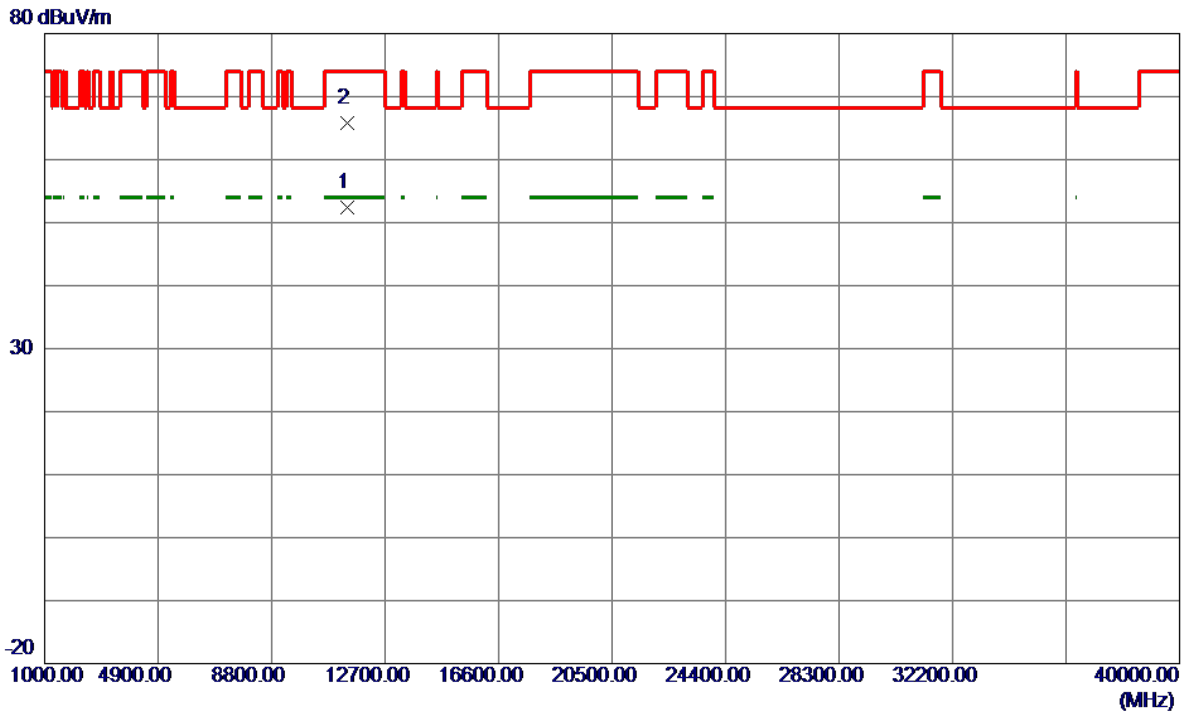


No.	Freq. MHz	Reading Level dBuV/m	Correct Factor dB	Measurement dBuV/m	Limit dBuV/m	Margin dB	Detector	Comment
1	5698.6000	92.55	19.68	112.23	999.00	-886.77	AVG	No Limit
2 *	5699.5000	99.99	19.68	119.67	68.20	51.47	Peak	No Limit
3	5725.0000	36.57	19.75	56.32	68.20	-11.88	Peak	

**REMARKS:**

- (1) Measurement Value = Reading Level + Correct Factor.
- (2) Margin Level = Measurement Value - Limit Value.

Test Mode	UNII-2C_TX AC(VHT20) Mode 5700 MHz	Polarization	Vertical
-----------	------------------------------------	--------------	----------

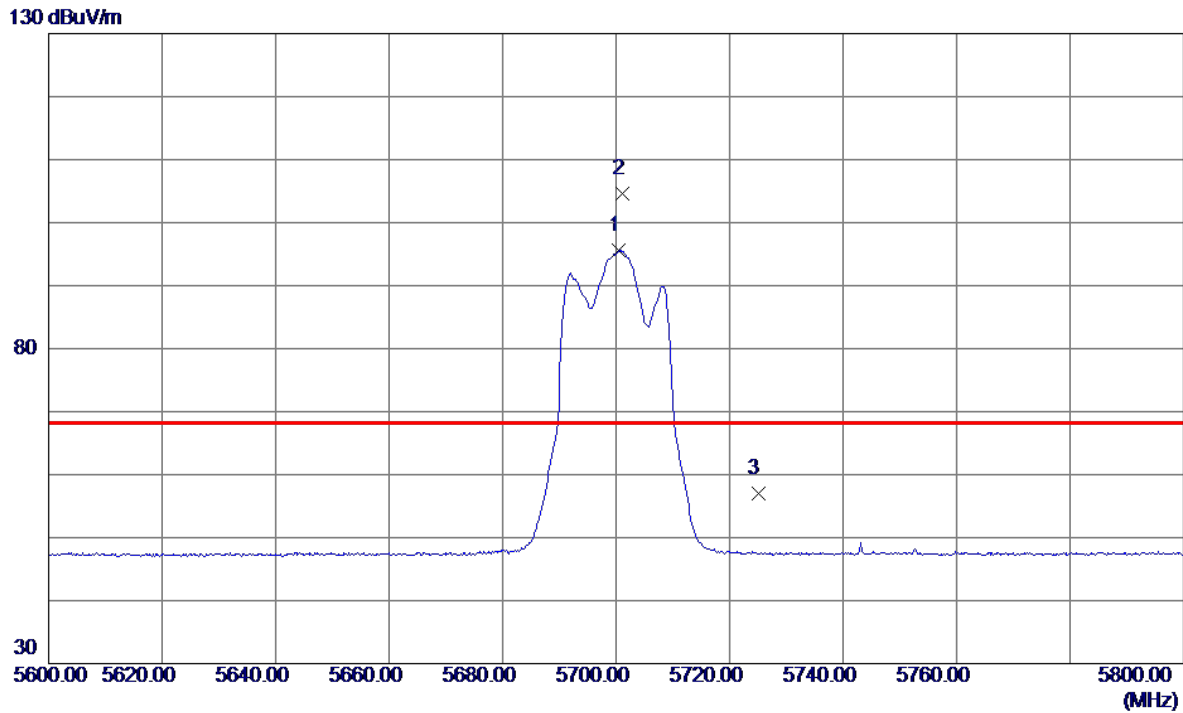


No.	Freq. MHz	Reading Level dBuV/m	Correct Factor dB	Measure ment dBuV/m	Limit dBuV/m	Margin dB	Detector	Comment
1 *	11399.2660	35.85	16.54	52.39	54.00	-1.61	AVG	
2	11400.7710	49.30	16.54	65.84	74.00	-8.16	Peak	

**REMARKS:**

- (1) Measurement Value = Reading Level + Correct Factor.
- (2) Margin Level = Measurement Value - Limit Value.

Test Mode	UNII-2C_TX AC(VHT20) Mode 5700 MHz	Polarization	Horizontal
-----------	------------------------------------	--------------	------------

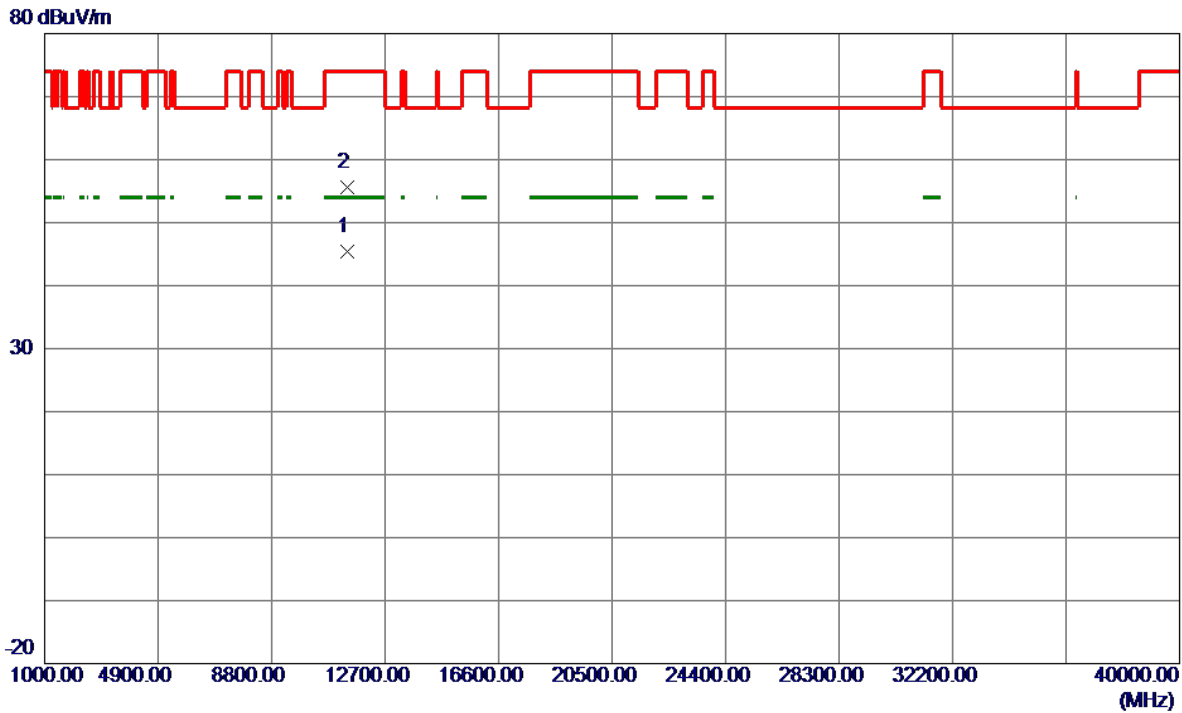


No.	Freq. MHz	Reading Level dBuV/m	Correct Factor dB	Measure ment dBuV/m	Limit dBuV/m	Margin dB	Detector	Comment
1	5700.4000	75.91	19.68	95.59	999.00	-903.41	AVG	No Limit
2 *	5701.2000	84.83	19.68	104.51	68.20	36.31	Peak	No Limit
3	5725.0000	37.33	19.75	57.08	68.20	-11.12	Peak	

**REMARKS:**

- (1) Measurement Value = Reading Level + Correct Factor.
- (2) Margin Level = Measurement Value - Limit Value.

Test Mode	UNII-2C_TX AC(VHT20) Mode 5700 MHz	Polarization	Horizontal
-----------	------------------------------------	--------------	------------

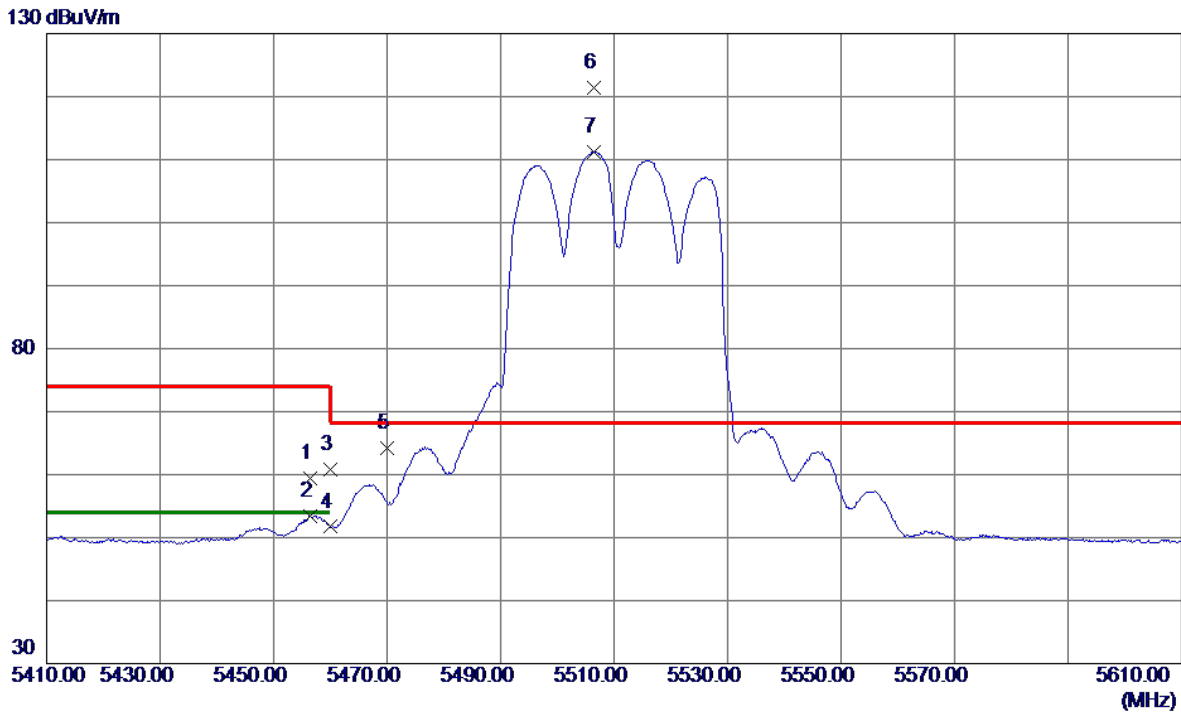


No.	Freq. MHz	Reading Level dBuV/m	Correct Factor dB	Measure ment dBuV/m	Limit dBuV/m	Margin dB	Detector	Comment
1 *	11399.1860	28.91	16.54	45.45	54.00	-8.55	AVG	
2	11399.5510	39.03	16.54	55.57	74.00	-18.43	Peak	

**REMARKS:**

- (1) Measurement Value = Reading Level + Correct Factor.
- (2) Margin Level = Measurement Value - Limit Value.

Test Mode	UNII-2C_TX AC(VHT40) Mode 5510 MHz	Polarization	Vertical
-----------	------------------------------------	--------------	----------



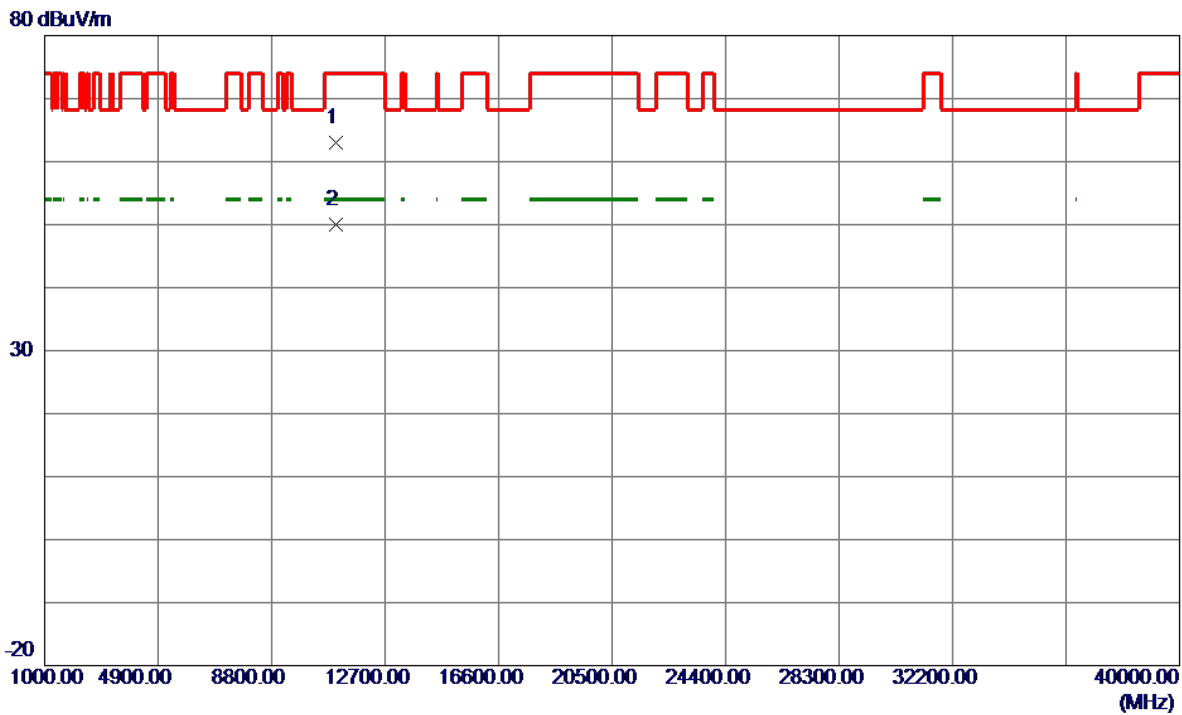
No.	Freq. MHz	Reading Level dBuV/m	Correct Factor dB	Measure ment dBuV/m	Limit dBuV/m	Margin dB	Detector	Comment
1	5456.4000	40.40	18.99	59.39	74.00	-14.61	Peak	
2	5456.4000	34.43	18.99	53.42	54.00	-0.58	AVG	
3	5460.0000	41.71	19.00	60.71	74.00	-13.29	Peak	
4	5460.0000	32.70	19.00	51.70	54.00	-2.30	AVG	
5	5470.0000	45.24	19.03	64.27	68.20	-3.93	Peak	
6 *	5506.4000	102.29	19.14	121.43	68.20	53.23	Peak	No Limit
7	5506.5000	92.15	19.14	111.29	999.00	-887.71	AVG	No Limit

**REMARKS:**

- (1) Measurement Value = Reading Level + Correct Factor.
- (2) Margin Level = Measurement Value - Limit Value.



Test Mode	UNII-2C_TX AC(VHT40) Mode 5510 MHz	Polarization	Vertical
-----------	------------------------------------	--------------	----------

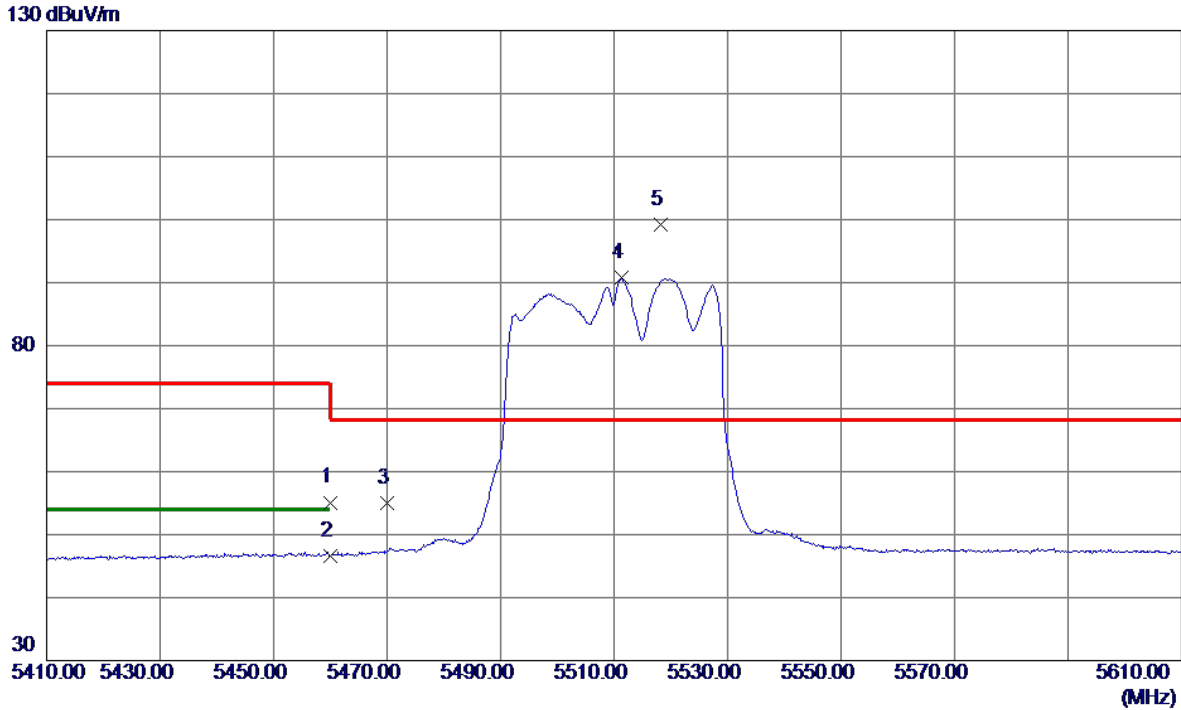


No.	Freq. MHz	Reading Level dBuV/m	Correct Factor dB	Measure ment dBuV/m	Limit dBuV/m	Margin dB	Detector	Comment
1	11019.5100	46.82	16.10	62.92	74.00	-11.08	Peak	
2 *	11019.7200	33.83	16.10	49.93	54.00	-4.07	AVG	

**REMARKS:**

- (1) Measurement Value = Reading Level + Correct Factor.
- (2) Margin Level = Measurement Value - Limit Value.

Test Mode	UNII-2C_TX AC(VHT40) Mode 5510 MHz	Polarization	Horizontal
-----------	------------------------------------	--------------	------------

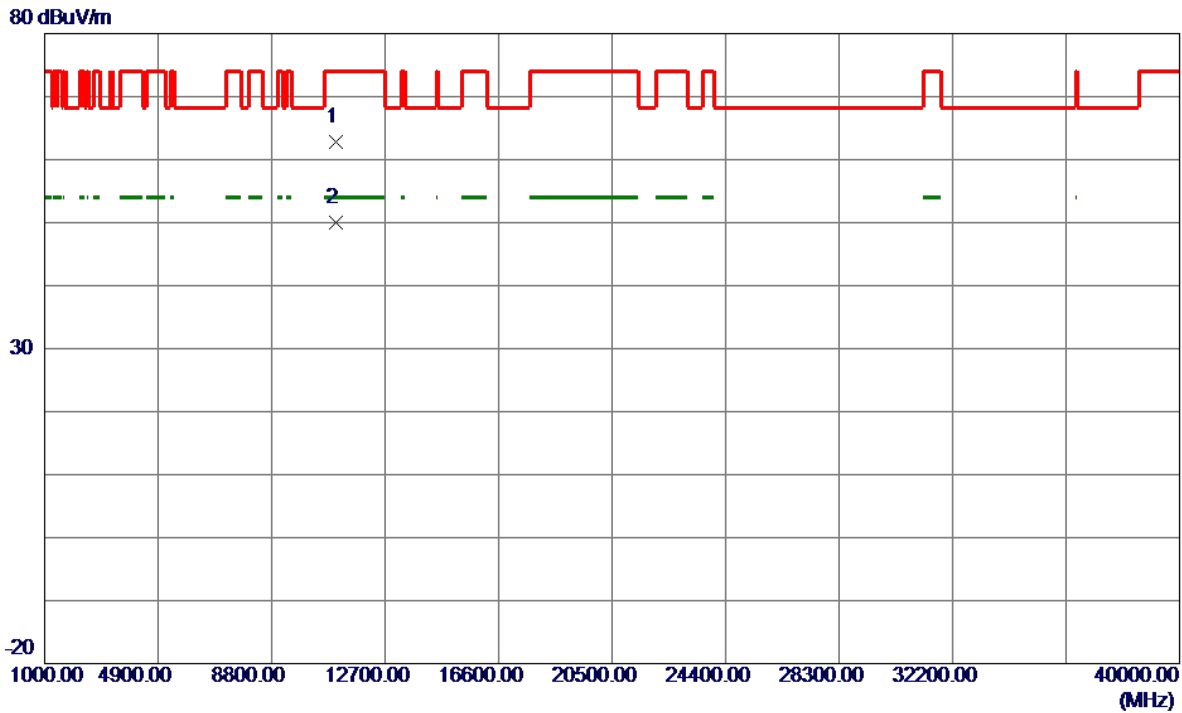


No.	Freq. MHz	Reading Level dBuV/m	Correct Factor dB	Measure ment dBuV/m	Limit dBuV/m	Margin dB	Detector	Comment
1	5460.0000	36.10	19.00	55.10	74.00	-18.90	Peak	
2	5460.0000	27.61	19.00	46.61	54.00	-7.39	AVG	
3	5470.0000	35.99	19.03	55.02	68.20	-13.18	Peak	
4	5511.3000	71.60	19.15	90.75	999.00	-908.25	AVG	No Limit
5 *	5518.2000	80.08	19.17	99.25	68.20	31.05	Peak	No Limit

**REMARKS:**

- (1) Measurement Value = Reading Level + Correct Factor.
- (2) Margin Level = Measurement Value - Limit Value.

Test Mode	UNII-2C_TX AC(VHT40) Mode 5510 MHz	Polarization	Horizontal
-----------	------------------------------------	--------------	------------

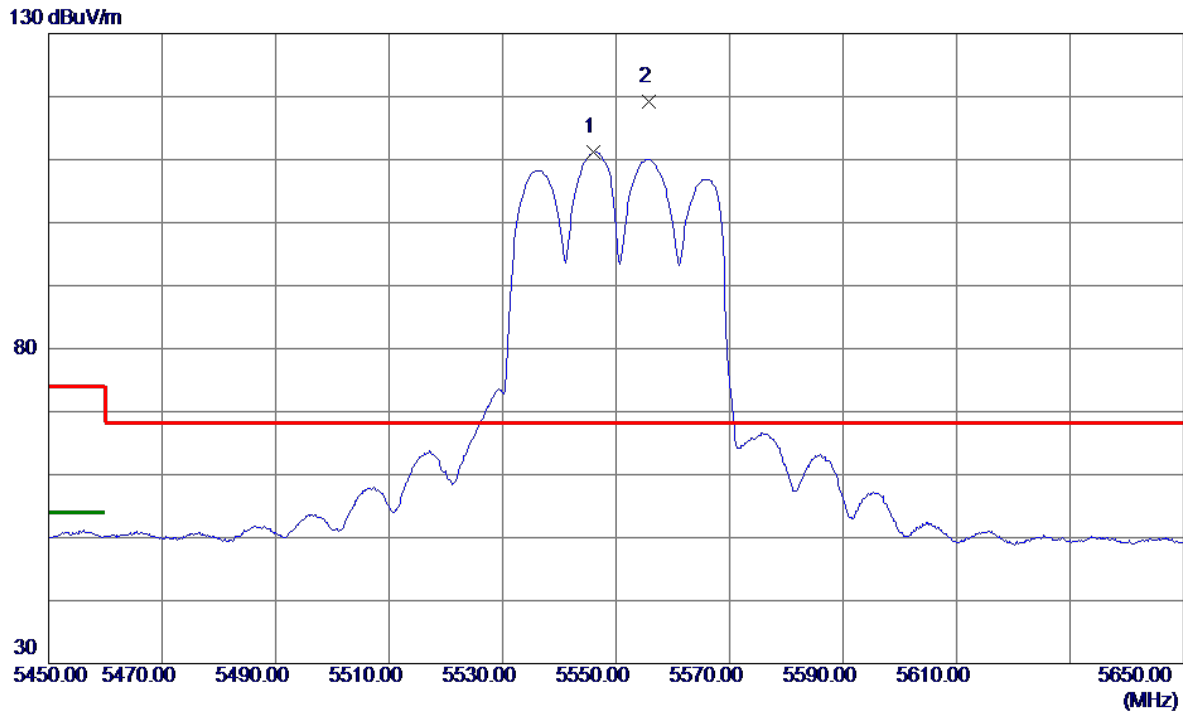


No.	Freq. MHz	Reading Level dBuV/m	Correct Factor dB	Measure ment dBuV/m	Limit dBuV/m	Margin dB	Detector	Comment
1	11019.0599	46.74	16.10	62.84	74.00	-11.16	Peak	
2 *	11019.6449	33.95	16.10	50.05	54.00	-3.95	AVG	

**REMARKS:**

- (1) Measurement Value = Reading Level + Correct Factor.
- (2) Margin Level = Measurement Value - Limit Value.

Test Mode	UNII-2C_TX AC(VHT40) Mode 5550 MHz	Polarization	Vertical
-----------	------------------------------------	--------------	----------

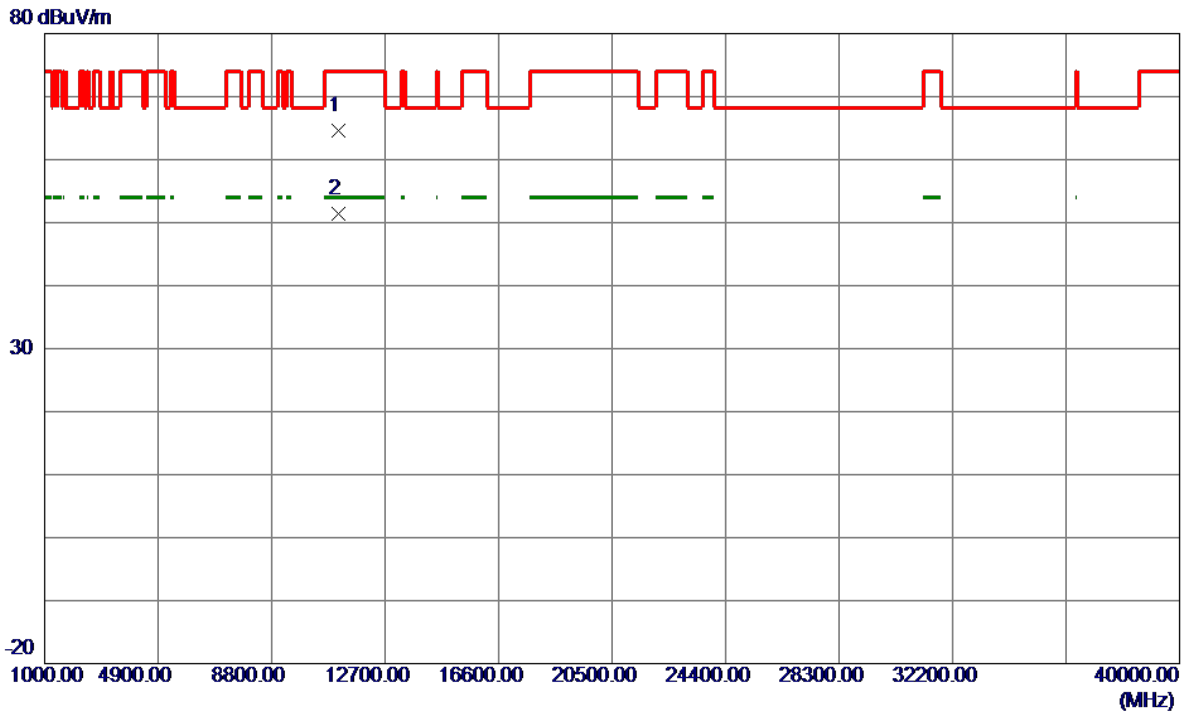


No.	Freq. MHz	Reading Level dBuV/m	Correct Factor dB	Measure ment dBuV/m	Limit dBuV/m	Margin dB	Detector	Comment
1	5545.9000	91.97	19.25	111.22	999.00	-887.78	AVG	No Limit
2 *	5555.7000	99.85	19.28	119.13	68.20	50.93	Peak	No Limit

**REMARKS:**

- (1) Measurement Value = Reading Level + Correct Factor.
- (2) Margin Level = Measurement Value - Limit Value.

Test Mode	UNII-2C_TX AC(VHT40) Mode 5550 MHz	Polarization	Vertical
-----------	------------------------------------	--------------	----------

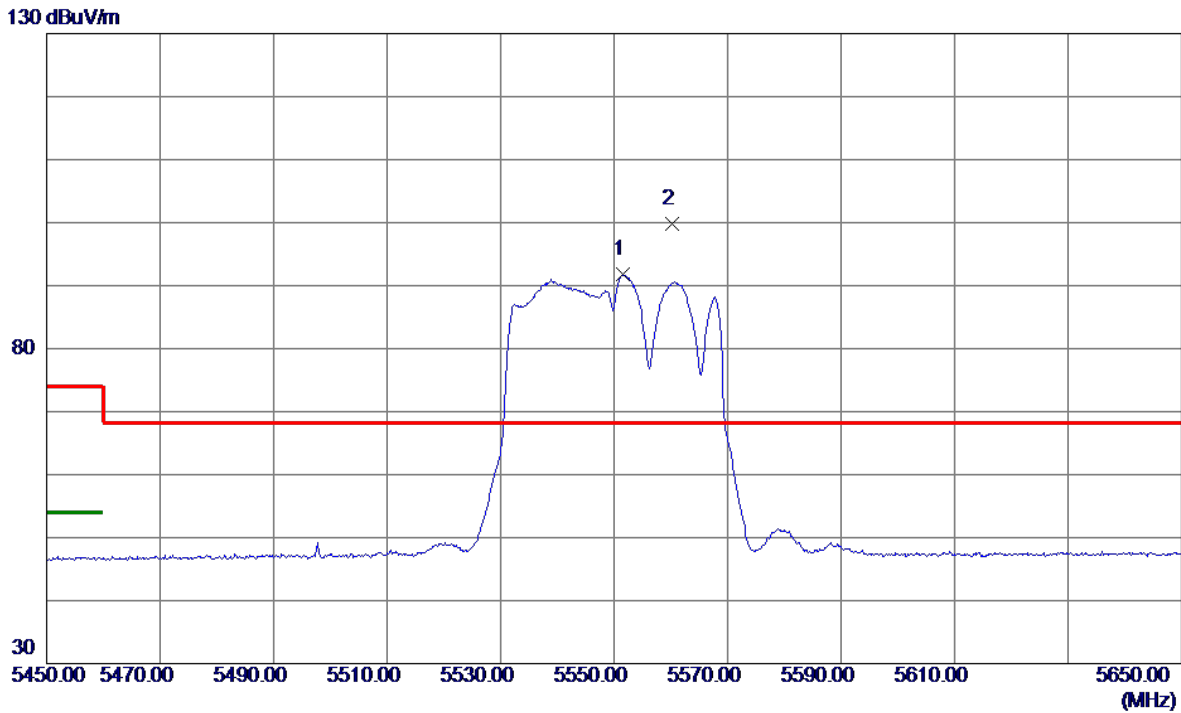


No.	Freq. MHz	Reading Level dBuV/m	Correct Factor dB	Measure ment dBuV/m	Limit dBuV/m	Margin dB	Detector	Comment
1	11098.1100	48.48	16.19	64.67	74.00	-9.33	Peak	
2 *	11099.4349	35.15	16.20	51.35	54.00	-2.65	AVG	

**REMARKS:**

- (1) Measurement Value = Reading Level + Correct Factor.
- (2) Margin Level = Measurement Value - Limit Value.

Test Mode	UNII-2C_TX AC(VHT40) Mode 5550 MHz	Polarization	Horizontal
-----------	------------------------------------	--------------	------------

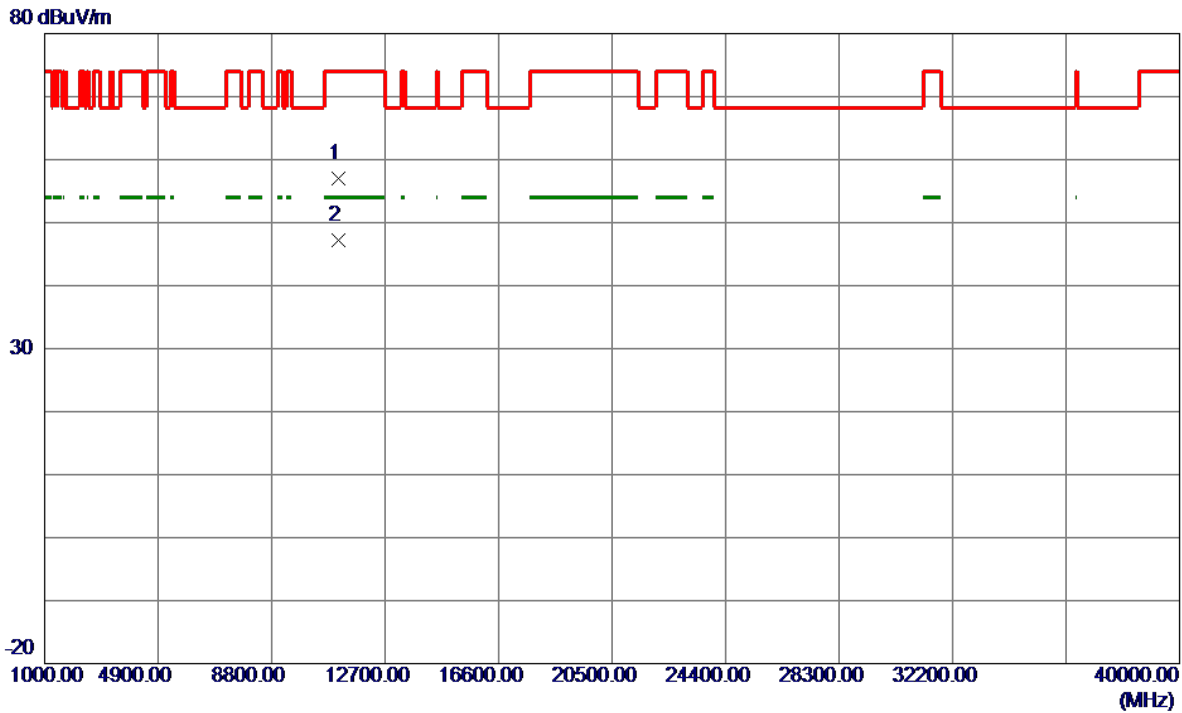


No.	Freq. MHz	Reading Level dBuV/m	Correct Factor dB	Measure ment dBuV/m	Limit dBuV/m	Margin dB	Detector	Comment
1	5551.5000	72.45	19.27	91.72	999.00	-907.28	AVG	No Limit
2 *	5560.2000	80.50	19.29	99.79	68.20	31.59	Peak	No Limit

**REMARKS:**

- (1) Measurement Value = Reading Level + Correct Factor.
- (2) Margin Level = Measurement Value - Limit Value.

Test Mode	UNII-2C_TX AC(VHT40) Mode 5550 MHz	Polarization	Horizontal
-----------	------------------------------------	--------------	------------

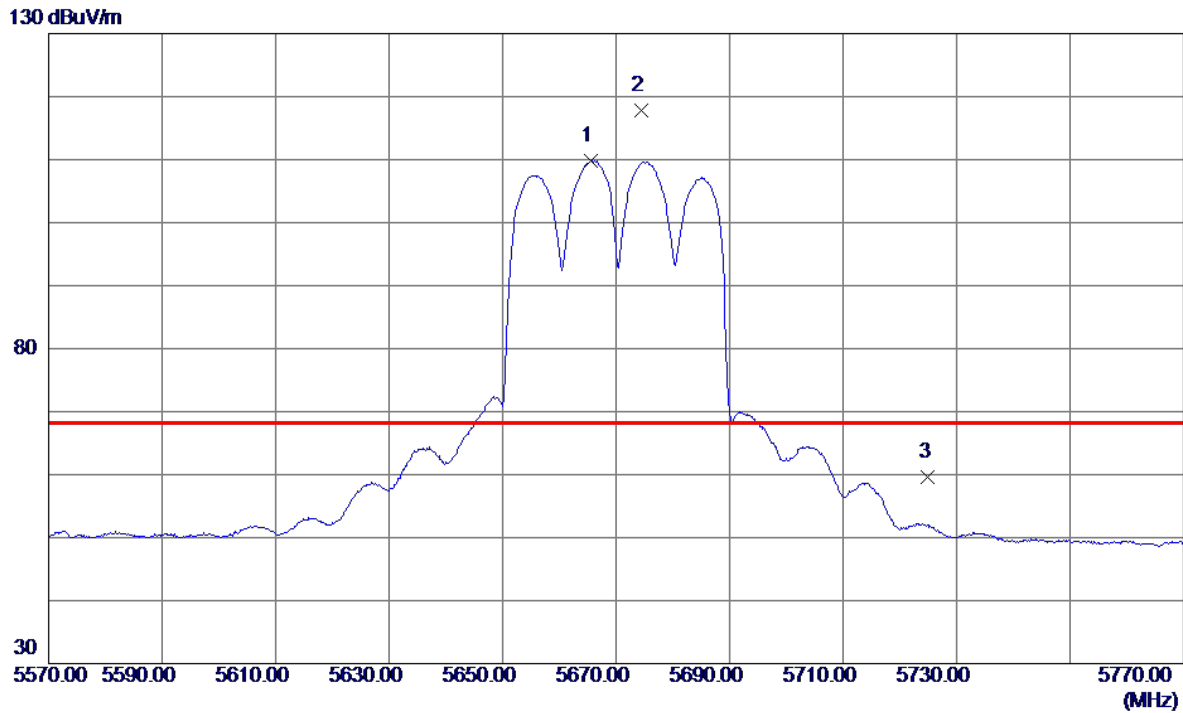


No.	Freq. MHz	Reading Level dBuV/m	Correct Factor dB	Measure ment dBuV/m	Limit dBuV/m	Margin dB	Detector	Comment
1	11098.3150	40.76	16.19	56.95	74.00	-17.05	Peak	
2 *	11099.1300	30.92	16.19	47.11	54.00	-6.89	AVG	

**REMARKS:**

- (1) Measurement Value = Reading Level + Correct Factor.
- (2) Margin Level = Measurement Value - Limit Value.

Test Mode	UNII-2C_TX AC(VHT40) Mode 5670 MHz	Polarization	Vertical
-----------	------------------------------------	--------------	----------



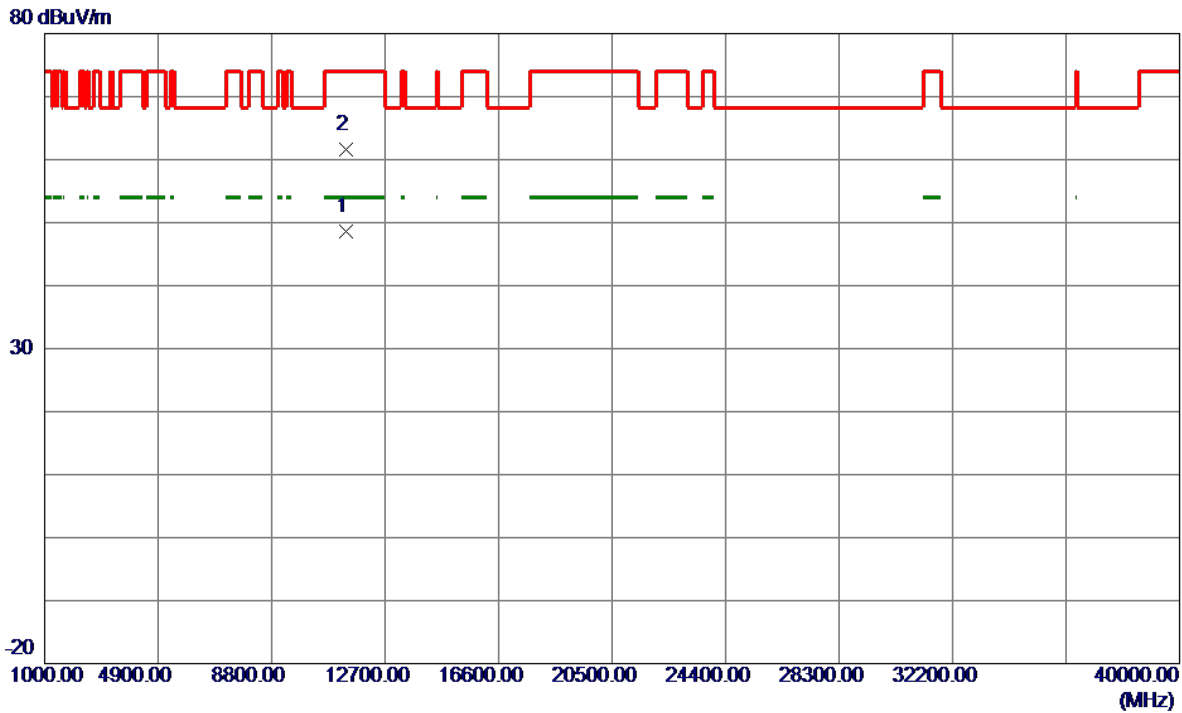
No.	Freq. MHz	Reading Level dBuV/m	Correct Factor dB	Measure ment dBuV/m	Limit dBuV/m	Margin dB	Detector	Comment
1	5665.6000	90.25	19.59	109.84	999.00	-889.16	AVG	No Limit
2 *	5674.5000	98.16	19.61	117.77	68.20	49.57	Peak	No Limit
3	5725.0000	39.81	19.75	59.56	68.20	-8.64	Peak	

**REMARKS:**

- (1) Measurement Value = Reading Level + Correct Factor.
- (2) Margin Level = Measurement Value - Limit Value.



Test Mode	UNII-2C_TX AC(VHT40) Mode 5670 MHz	Polarization	Vertical
-----------	------------------------------------	--------------	----------

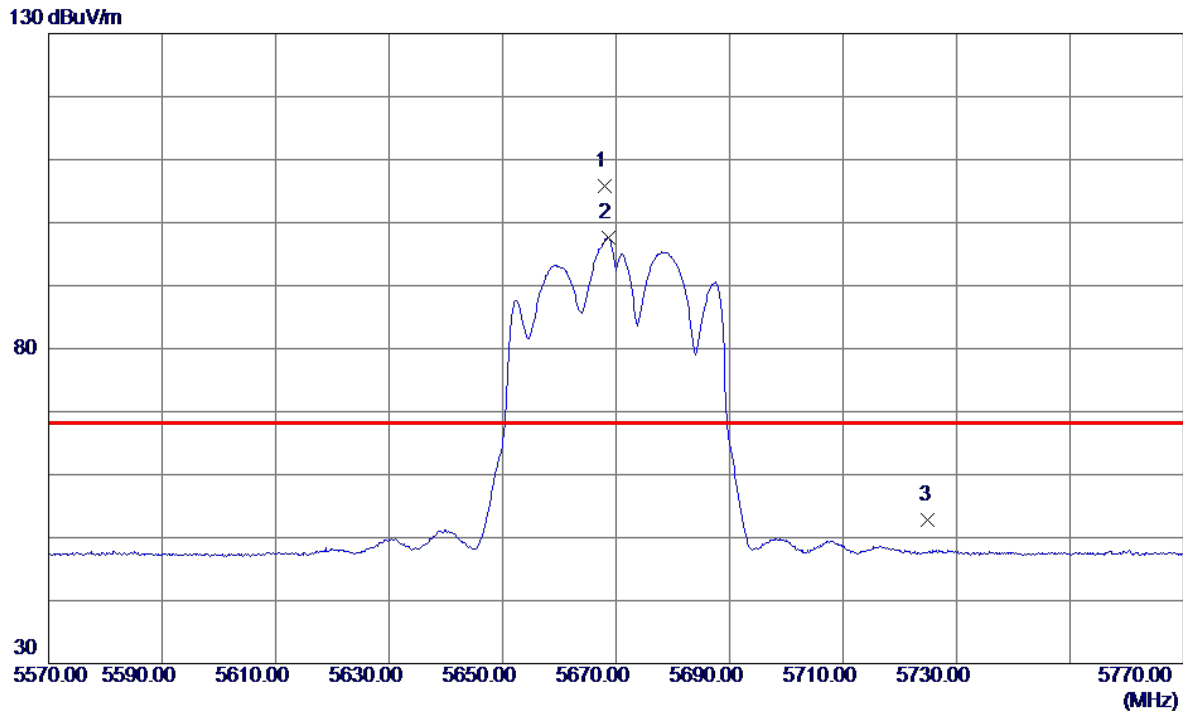


No.	Freq. MHz	Reading Level dBuV/m	Correct Factor dB	Measure ment dBuV/m	Limit dBuV/m	Margin dB	Detector	Comment
1 *	11338.7050	32.15	16.47	48.62	54.00	-5.38	AVG	
2	11338.9050	45.10	16.47	61.57	74.00	-12.43	Peak	

**REMARKS:**

- (1) Measurement Value = Reading Level + Correct Factor.
- (2) Margin Level = Measurement Value - Limit Value.

Test Mode	UNII-2C_TX AC(VHT40) Mode 5670 MHz	Polarization	Horizontal
-----------	------------------------------------	--------------	------------

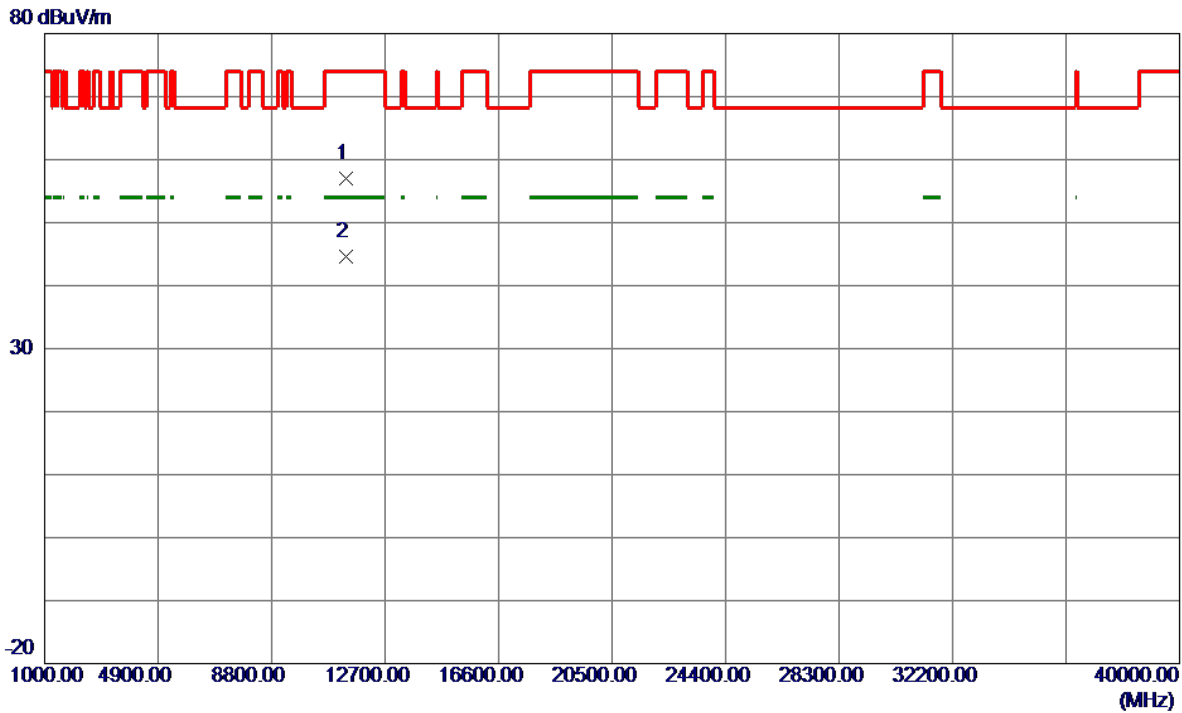


No.	Freq. MHz	Reading Level dBuV/m	Correct Factor dB	Measure ment dBuV/m	Limit dBuV/m	Margin dB	Detector	Comment
1 *	5668.1000	86.25	19.59	105.84	68.20	37.64	Peak	No Limit
2	5668.6000	78.02	19.59	97.61	999.00	-901.39	AVG	No Limit
3	5725.0000	33.04	19.75	52.79	68.20	-15.41	Peak	

REMARKS:

- (1) Measurement Value = Reading Level + Correct Factor.
- (2) Margin Level = Measurement Value - Limit Value.

Test Mode	UNII-2C_TX AC(VHT40) Mode 5670 MHz	Polarization	Horizontal
-----------	------------------------------------	--------------	------------

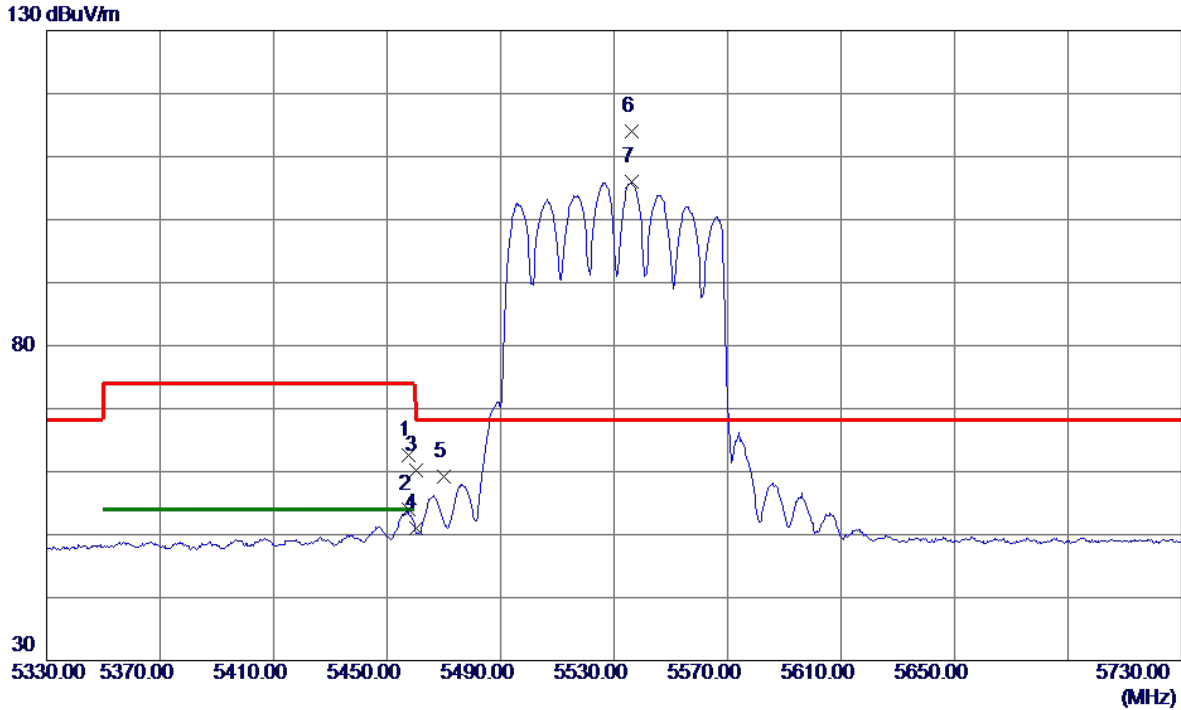


No.	Freq. MHz	Reading Level dBuV/m	Correct Factor dB	Measure ment dBuV/m	Limit dBuV/m	Margin dB	Detector	Comment
1	11338.3800	40.55	16.47	57.02	74.00	-16.98	Peak	
2 *	11338.8050	28.13	16.47	44.60	54.00	-9.40	AVG	

**REMARKS:**

- (1) Measurement Value = Reading Level + Correct Factor.
- (2) Margin Level = Measurement Value - Limit Value.

Test Mode	UNII-2C_TX AC(VHT80) Mode 5530 MHz	Polarization	Vertical
-----------	------------------------------------	--------------	----------

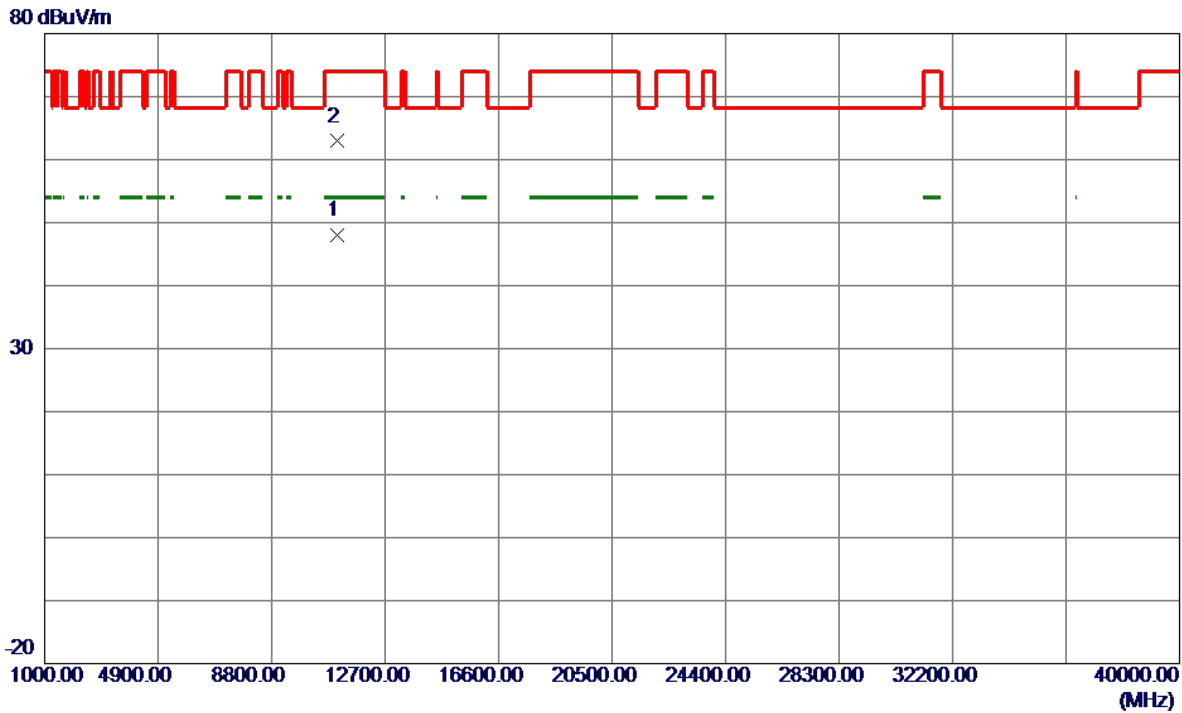


No.	Freq. MHz	Reading Level dBuV/m	Correct Factor dB	Measure ment dBuV/m	Limit dBuV/m	Margin dB	Detector	Comment
1	5457.4000	43.58	18.99	62.57	74.00	-11.43	Peak	
2	5457.4000	34.94	18.99	53.93	54.00	-0.07	AVG	
3	5460.0000	41.11	19.00	60.11	74.00	-13.89	Peak	
4	5460.0000	32.01	19.00	51.01	54.00	-2.99	AVG	
5	5470.0000	40.23	19.03	59.26	68.20	-8.94	Peak	
6 *	5536.2000	94.69	19.22	113.91	68.20	45.71	Peak	No Limit
7	5536.2000	86.74	19.22	105.96	999.00	-893.04	AVG	No Limit

REMARKS:

- (1) Measurement Value = Reading Level + Correct Factor.
- (2) Margin Level = Measurement Value - Limit Value.

Test Mode	UNII-2C_TX AC(VHT80) Mode 5530 MHz	Polarization	Vertical
-----------	------------------------------------	--------------	----------

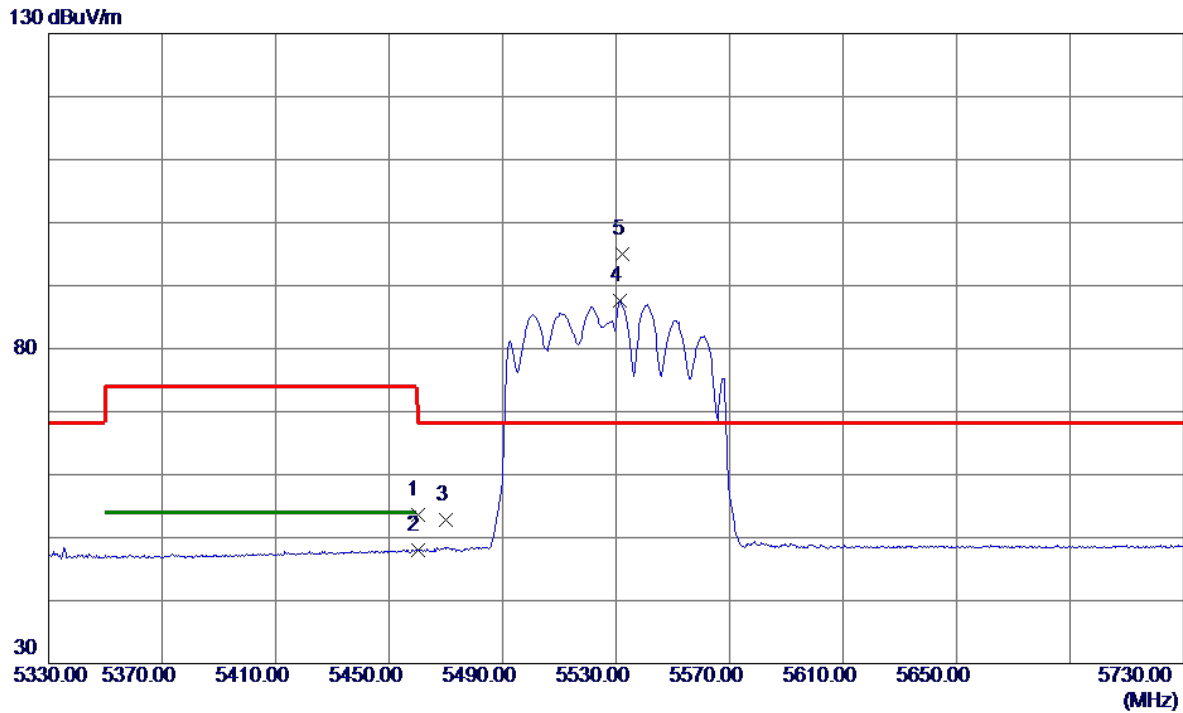


No.	Freq. MHz	Reading Level dBuV/m	Correct Factor dB	Measure ment dBuV/m	Limit dBuV/m	Margin dB	Detector	Comment
1 *	11059.0400	31.83	16.15	47.98	54.00	-6.02	AVG	
2	11059.2550	46.75	16.15	62.90	74.00	-11.10	Peak	

**REMARKS:**

- (1) Measurement Value = Reading Level + Correct Factor.
- (2) Margin Level = Measurement Value - Limit Value.

Test Mode	UNII-2C_TX AC(VHT80) Mode 5530 MHz	Polarization	Horizontal
-----------	------------------------------------	--------------	------------

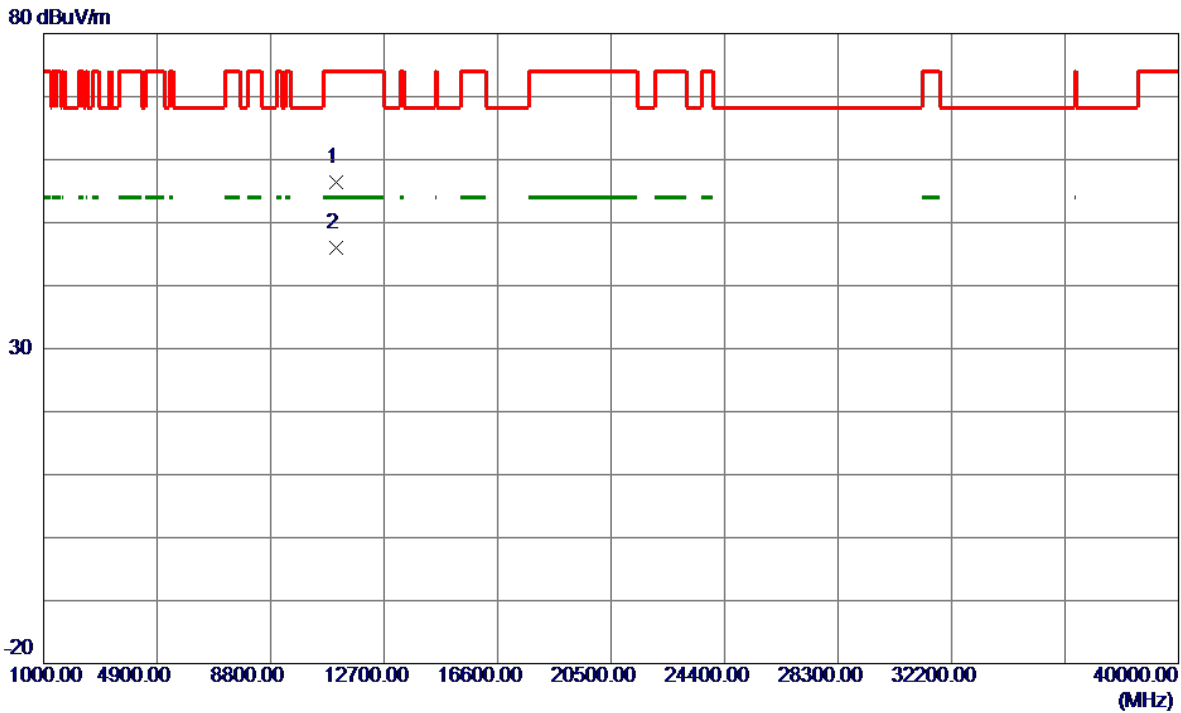


No.	Freq. MHz	Reading Level dBuV/m	Correct Factor dB	Measure ment dBuV/m	Limit dBuV/m	Margin dB	Detector	Comment
1	5460.0000	34.55	19.00	53.55	74.00	-20.45	Peak	
2	5460.0000	28.98	19.00	47.98	54.00	-6.02	AVG	
3	5470.0000	33.80	19.03	52.83	68.20	-15.37	Peak	
4	5531.4000	68.35	19.21	87.56	999.00	-911.44	AVG	No Limit
5 *	5532.4000	75.82	19.21	95.03	68.20	26.83	Peak	No Limit

**REMARKS:**

- (1) Measurement Value = Reading Level + Correct Factor.
- (2) Margin Level = Measurement Value - Limit Value.

Test Mode	UNII-2C_TX AC(VHT80) Mode 5530 MHz	Polarization	Horizontal
-----------	------------------------------------	--------------	------------

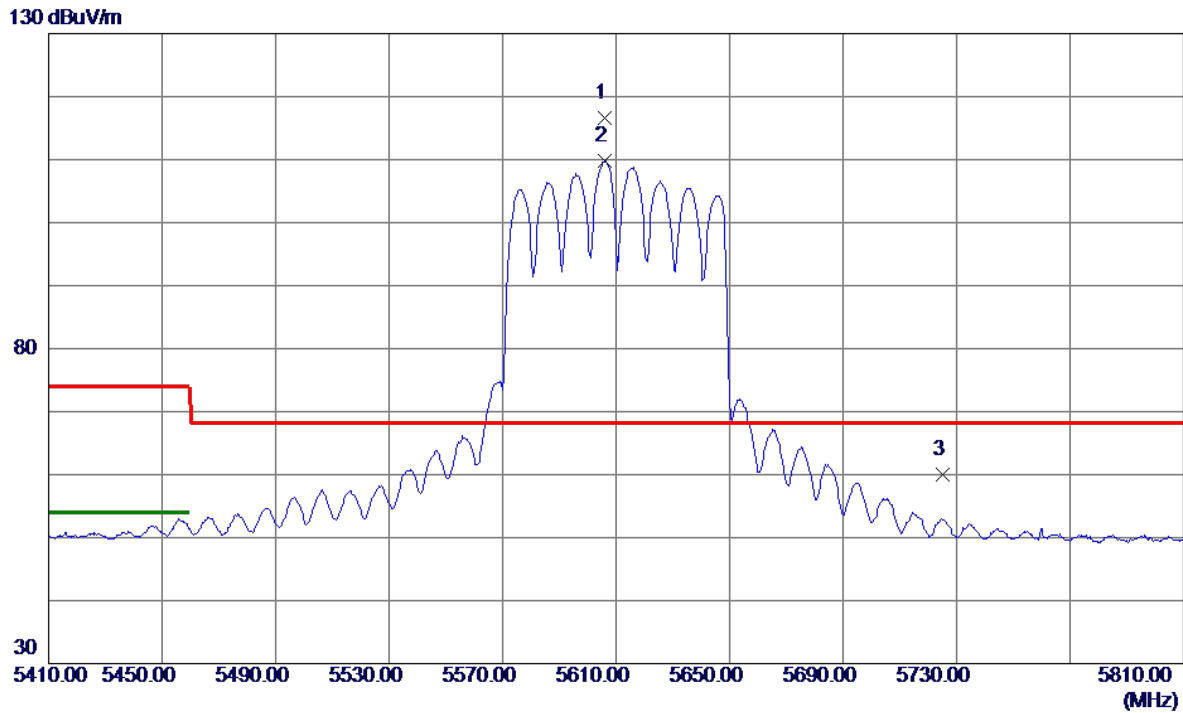


No.	Freq. MHz	Reading Level dBuV/m	Correct Factor dB	Measure ment dBuV/m	Limit dBuV/m	Margin dB	Detector	Comment
1	11057.7400	40.31	16.15	56.46	74.00	-17.54	Peak	
2 *	11059.1750	29.81	16.15	45.96	54.00	-8.04	AVG	

**REMARKS:**

- (1) Measurement Value = Reading Level + Correct Factor.
- (2) Margin Level = Measurement Value - Limit Value.

Test Mode	UNII-2C_TX AC(VHT80) Mode 5610 MHz	Polarization	Vertical
-----------	------------------------------------	--------------	----------



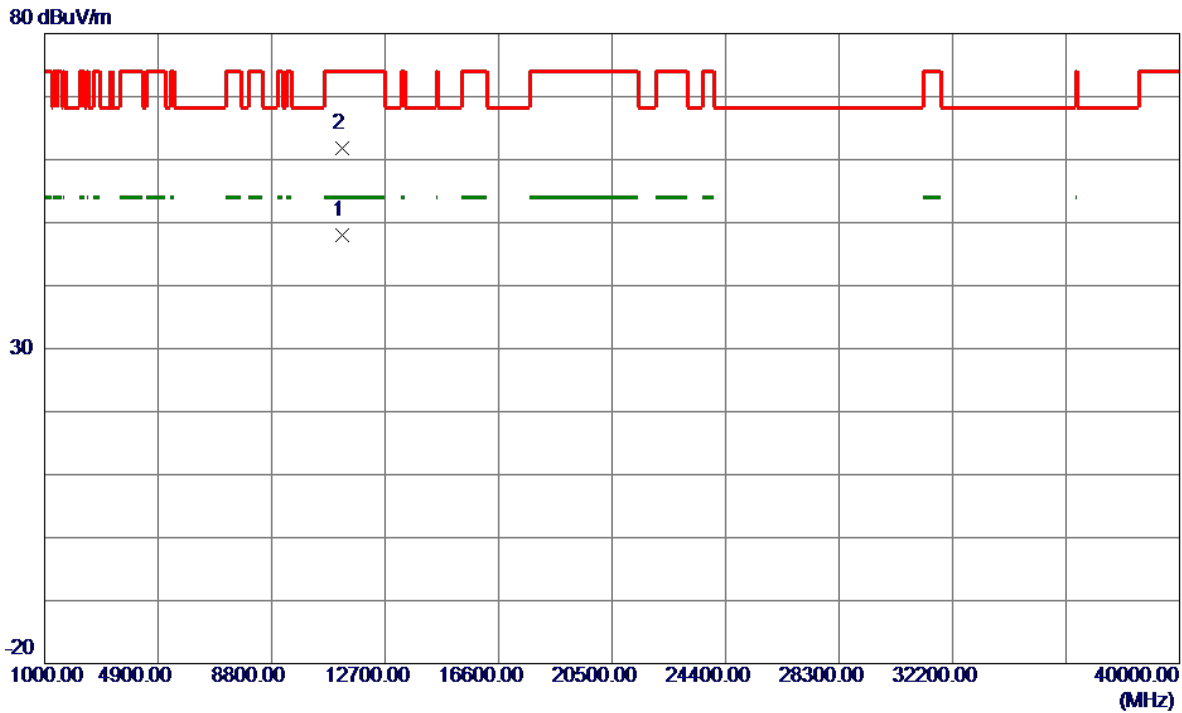
No.	Freq. MHz	Reading Level dBuV/m	Correct Factor dB	Measure ment dBuV/m	Limit dBuV/m	Margin dB	Detector	Comment
1 *	5606.0000	97.19	19.42	116.61	68.20	48.41	Peak	No Limit
2	5606.0000	90.33	19.42	109.75	999.00	-889.25	AVG	No Limit
3	5725.0000	40.30	19.75	60.05	68.20	-8.15	Peak	

**REMARKS:**

- (1) Measurement Value = Reading Level + Correct Factor.
- (2) Margin Level = Measurement Value - Limit Value.



Test Mode	UNII-2C_TX AC(VHT80) Mode 5610 MHz	Polarization	Vertical
-----------	------------------------------------	--------------	----------

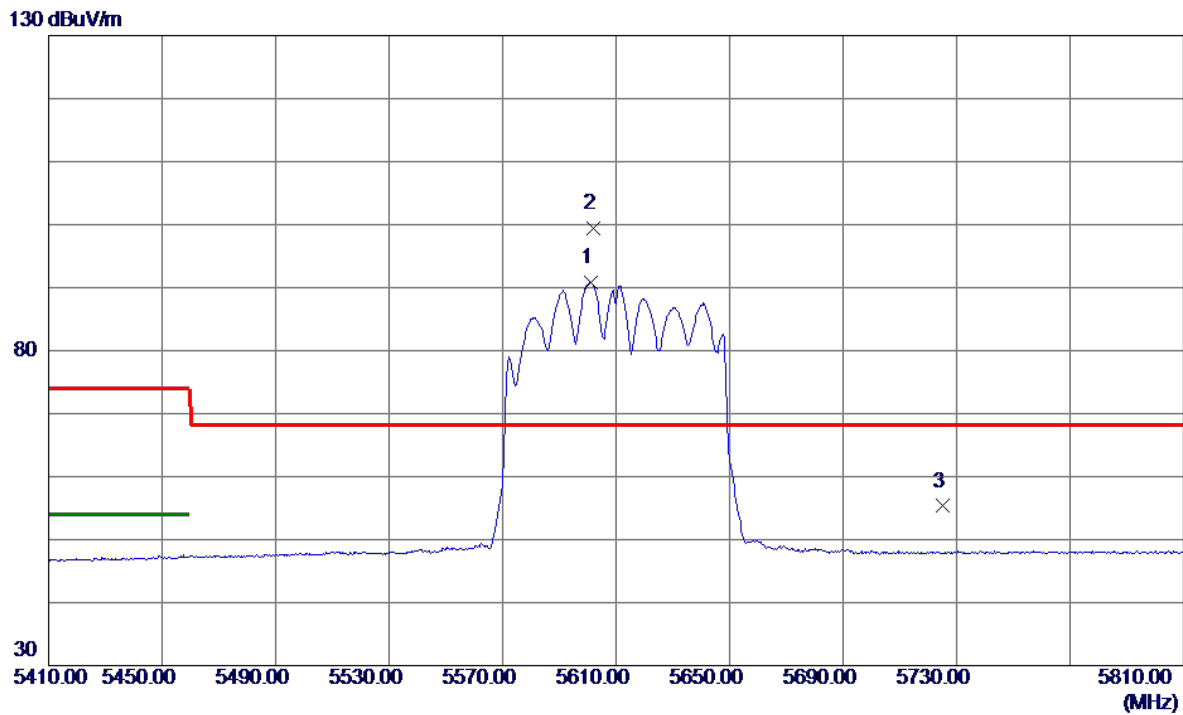


No.	Freq. MHz	Reading Level dBuV/m	Correct Factor dB	Measure ment dBuV/m	Limit dBuV/m	Margin dB	Detector	Comment
1 *	11218.6849	31.76	16.33	48.09	54.00	-5.91	AVG	
2	11219.9050	45.52	16.34	61.86	74.00	-12.14	Peak	

**REMARKS:**

- (1) Measurement Value = Reading Level + Correct Factor.
- (2) Margin Level = Measurement Value - Limit Value.

Test Mode	UNII-2C_TX AC(VHT80) Mode 5610 MHz	Polarization	Horizontal
-----------	------------------------------------	--------------	------------

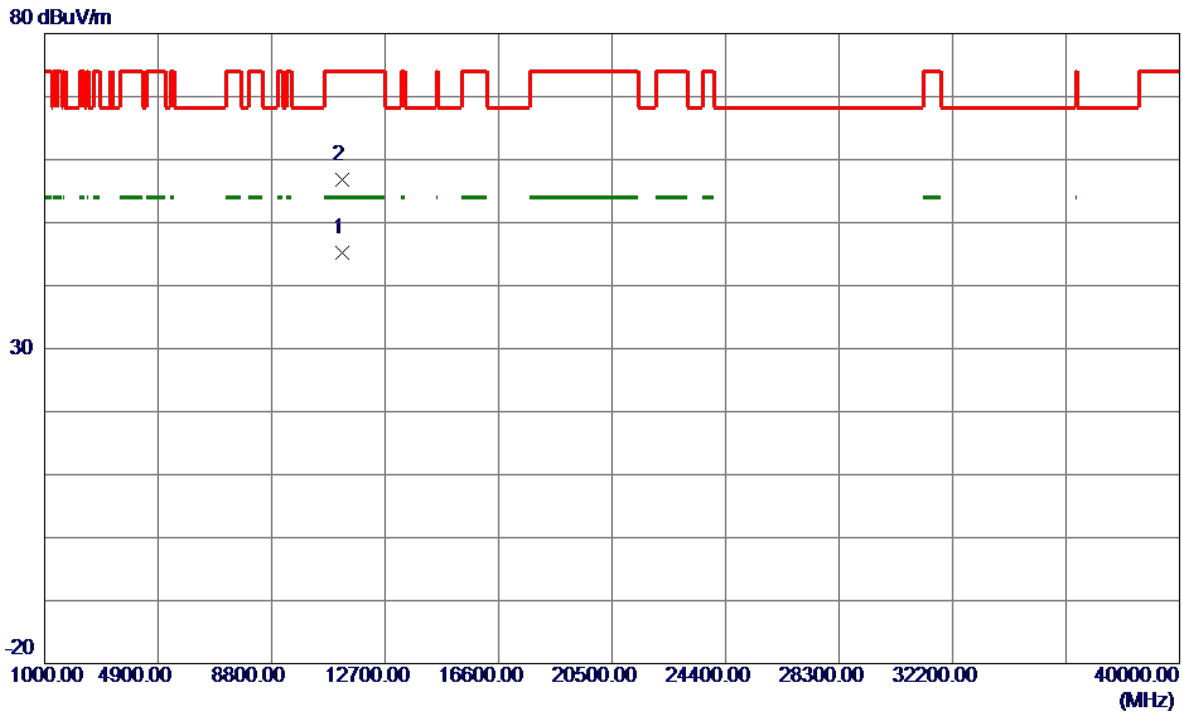


No.	Freq. MHz	Reading Level dBuV/m	Correct Factor dB	Measure ment dBuV/m	Limit dBuV/m	Margin dB	Detector	Comment
1	5601.0000	71.41	19.40	90.81	999.00	-908.19	AVG	No Limit
2 *	5601.8000	79.93	19.41	99.34	68.20	31.14	Peak	No Limit
3	5725.0000	35.55	19.75	55.30	68.20	-12.90	Peak	

REMARKS:

- (1) Measurement Value = Reading Level + Correct Factor.
- (2) Margin Level = Measurement Value - Limit Value.

Test Mode	UNII-2C_TX AC(VHT80) Mode 5610 MHz	Polarization	Horizontal
-----------	------------------------------------	--------------	------------

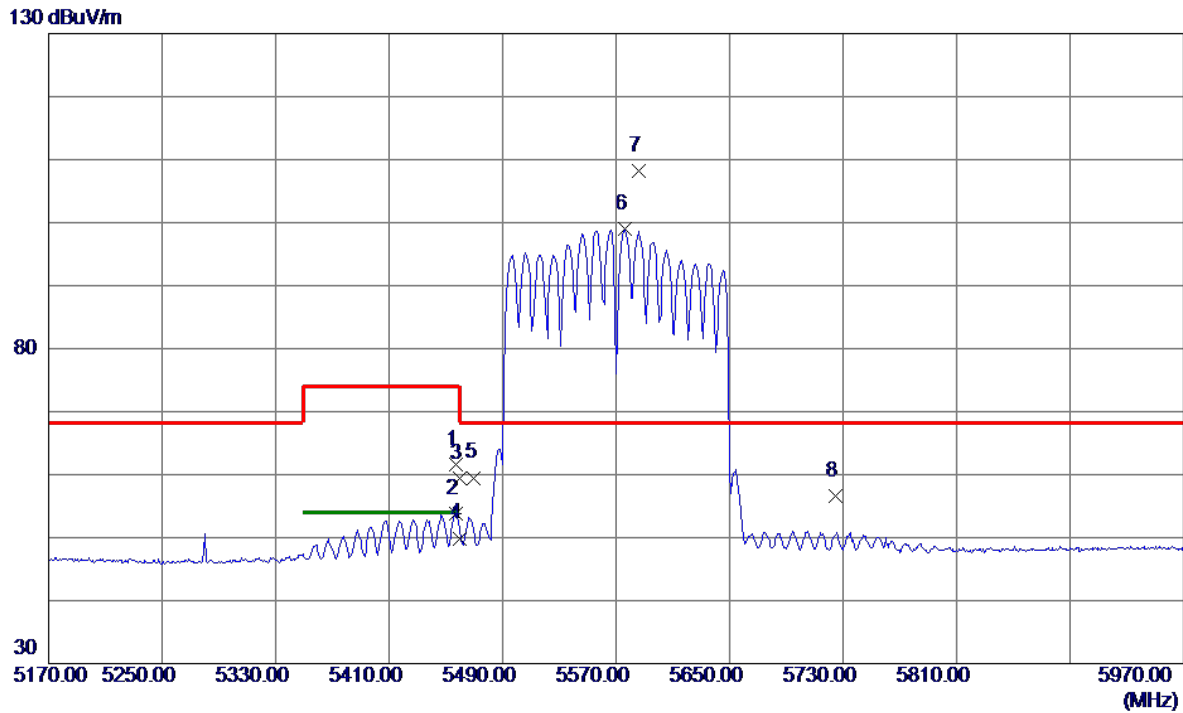


No.	Freq. MHz	Reading Level dBuV/m	Correct Factor dB	Measure ment dBuV/m	Limit dBuV/m	Margin dB	Detector	Comment
1 *	11218.8850	28.90	16.33	45.23	54.00	-8.77	AVG	
2	11219.2350	40.49	16.33	56.82	74.00	-17.18	Peak	

**REMARKS:**

- (1) Measurement Value = Reading Level + Correct Factor.
- (2) Margin Level = Measurement Value - Limit Value.

Test Mode	UNII-2C_TX AC(VHT160) Mode 5570 MHz	Polarization	Vertical
-----------	-------------------------------------	--------------	----------

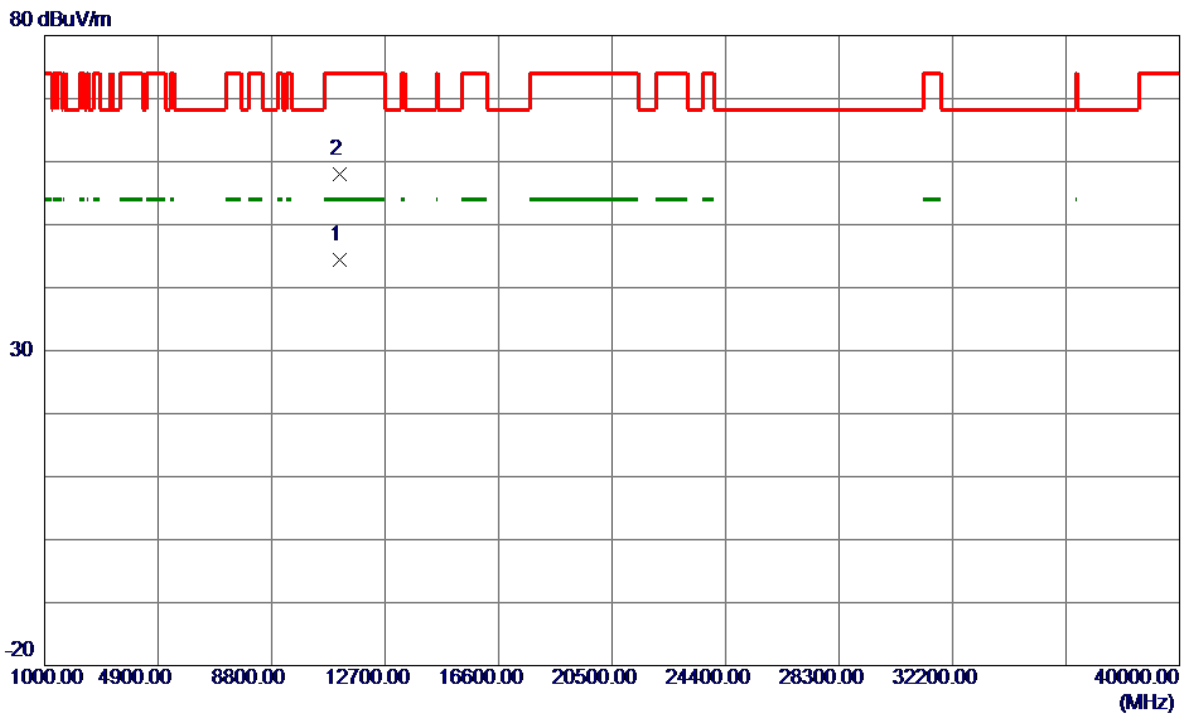


No.	Freq. MHz	Reading Level dBuV/m	Correct Factor dB	Measure ment dBuV/m	Limit dBuV/m	Margin dB	Detector	Comment
1	5456.8000	42.55	18.99	61.54	74.00	-12.46	Peak	
2	5456.8000	34.90	18.99	53.89	54.00	-0.11	AVG	
3	5460.0000	40.48	19.00	59.48	74.00	-14.52	Peak	
4	5460.0000	30.90	19.00	49.90	54.00	-4.10	AVG	
5	5470.0000	40.47	19.03	59.50	68.20	-8.70	Peak	
6	5576.0000	79.64	19.33	98.97	999.00	-900.03	AVG	No Limit
7 *	5585.6000	88.82	19.36	108.18	68.20	39.98	Peak	No Limit
8	5725.0000	36.92	19.75	56.67	68.20	-11.53	Peak	

REMARKS:

- (1) Measurement Value = Reading Level + Correct Factor.
- (2) Margin Level = Measurement Value - Limit Value.

Test Mode	UNII-2C_TX AC(VHT160) Mode 5570 MHz	Polarization	Vertical
-----------	-------------------------------------	--------------	----------

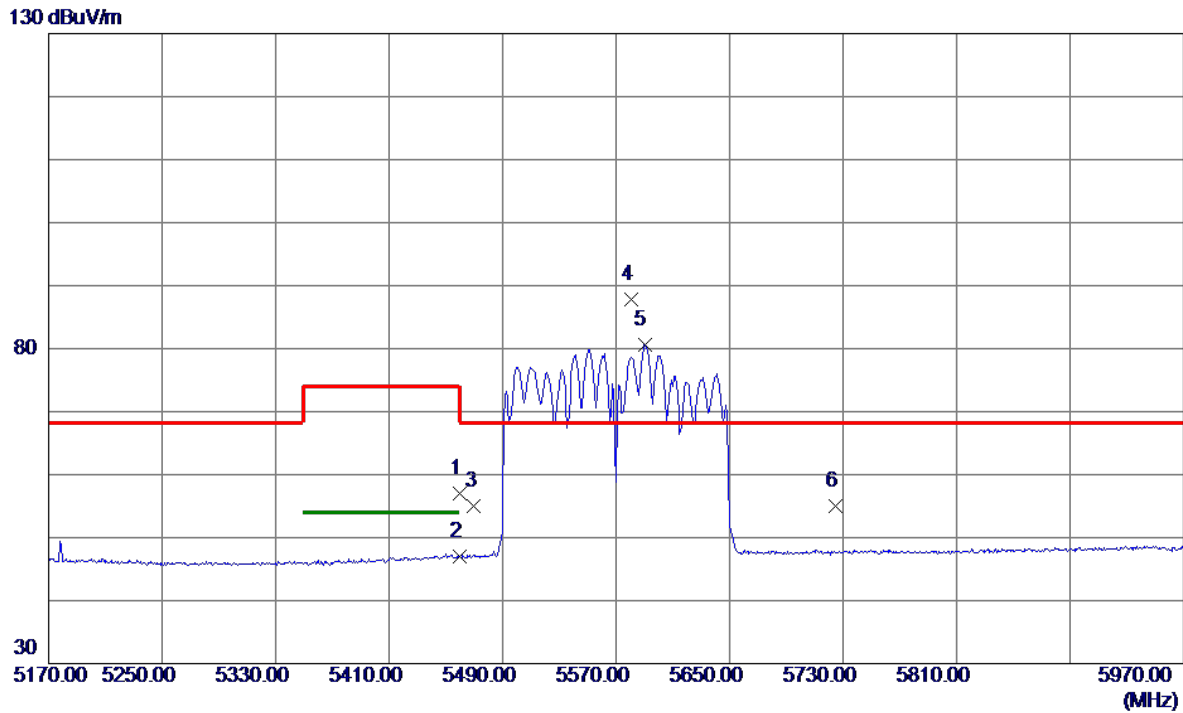


No.	Freq. MHz	Reading Level dBuV/m	Correct Factor dB	Measurement dBuV/m	Limit dBuV/m	Margin dB	Detector	Comment
1 *	11138.7500	28.22	16.24	44.46	54.00	-9.54	AVG	
2	11139.8600	41.78	16.24	58.02	74.00	-15.98	Peak	

**REMARKS:**

- (1) Measurement Value = Reading Level + Correct Factor.
- (2) Margin Level = Measurement Value - Limit Value.

Test Mode	UNII-2C_TX AC(VHT160) Mode 5570 MHz	Polarization	Horizontal
-----------	-------------------------------------	--------------	------------

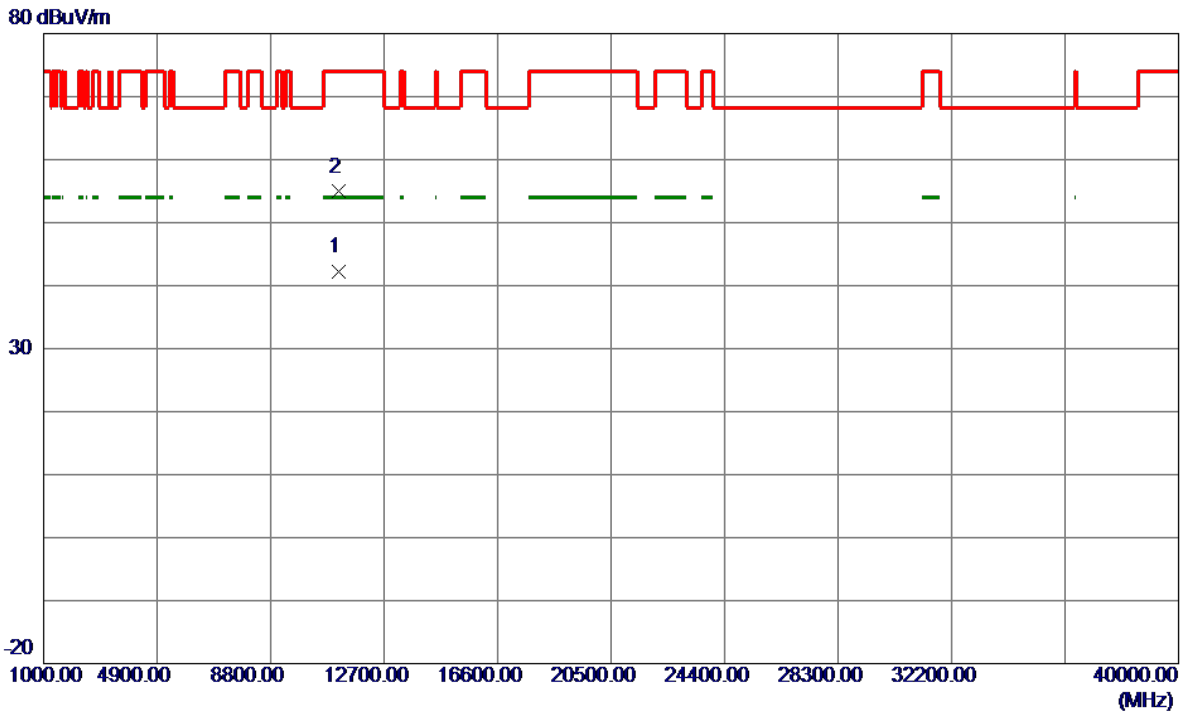


No.	Freq. MHz	Reading Level dBuV/m	Correct Factor dB	Measure ment dBuV/m	Limit dBuV/m	Margin dB	Detector	Comment
1	5460.0000	38.06	19.00	57.06	74.00	-16.94	Peak	
2	5460.0000	27.91	19.00	46.91	54.00	-7.09	AVG	
3	5470.0000	35.91	19.03	54.94	68.20	-13.26	Peak	
4 *	5580.4000	68.54	19.35	87.89	68.20	19.69	Peak	No Limit
5	5590.0000	61.32	19.37	80.69	999.00	-918.31	AVG	No Limit
6	5725.0000	35.21	19.75	54.96	68.20	-13.24	Peak	

**REMARKS:**

- (1) Measurement Value = Reading Level + Correct Factor.
- (2) Margin Level = Measurement Value - Limit Value.

Test Mode	UNII-2C_TX AC(VHT160) Mode 5570 MHz	Polarization	Horizontal
-----------	-------------------------------------	--------------	------------

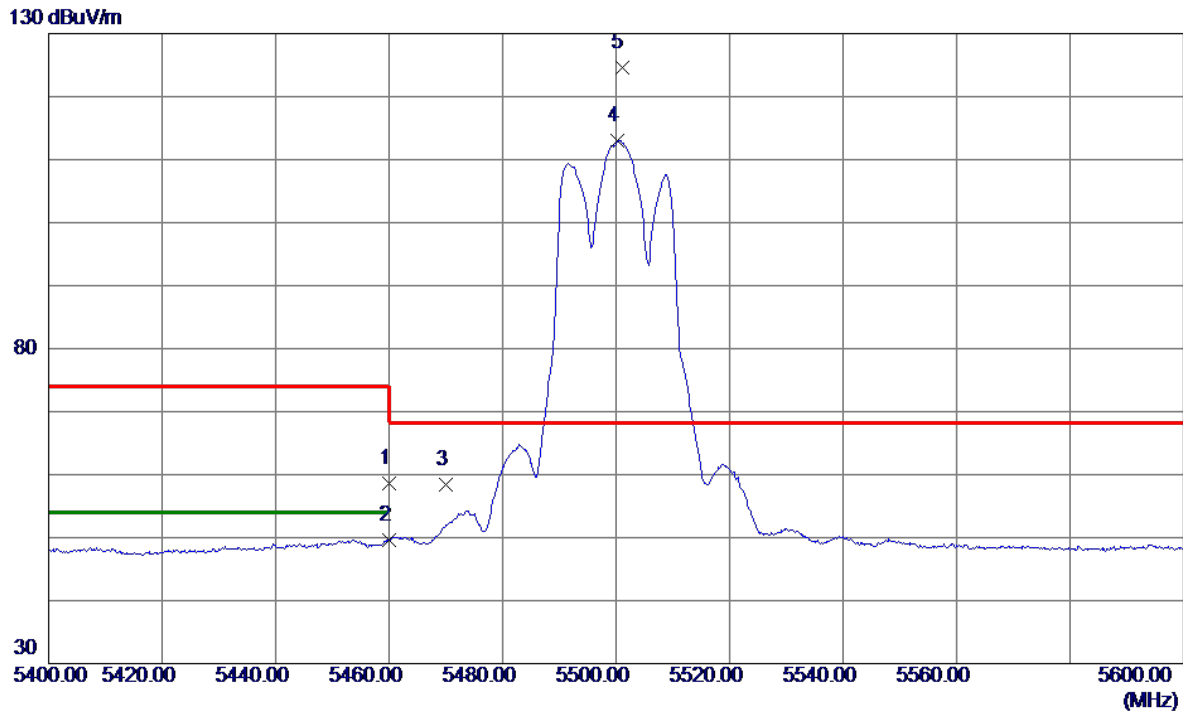


No.	Freq. MHz	Reading Level dBuV/m	Correct Factor dB	Measure ment dBuV/m	Limit dBuV/m	Margin dB	Detector	Comment
1 *	11138.0700	26.00	16.24	42.24	54.00	-11.76	AVG	
2	11139.5000	38.66	16.24	54.90	74.00	-19.10	Peak	

**REMARKS:**

- (1) Measurement Value = Reading Level + Correct Factor.
- (2) Margin Level = Measurement Value - Limit Value.

Test Mode	UNII-2C_TX AX(HE20) Mode 5500 MHz	Polarization	Vertical
-----------	-----------------------------------	--------------	----------



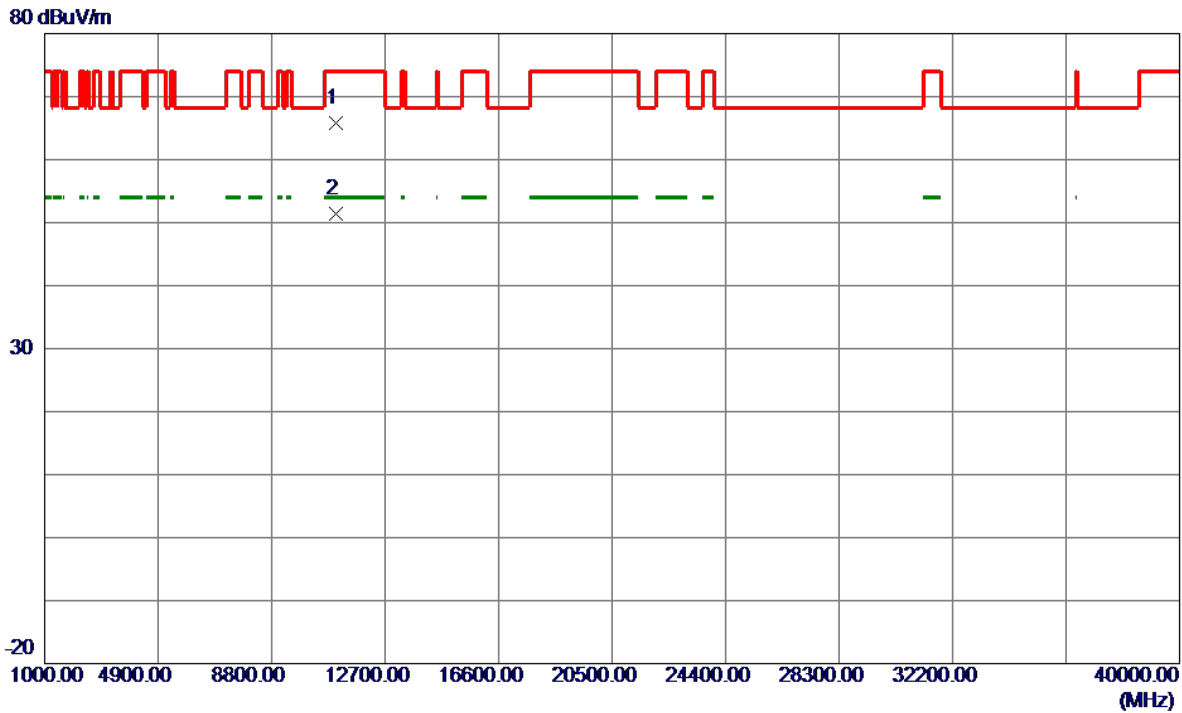
No.	Freq. MHz	Reading Level dBuV/m	Correct Factor dB	Measure ment dBuV/m	Limit dBuV/m	Margin dB	Detector	Comment
1	5460.0000	39.52	19.00	58.52	74.00	-15.48	Peak	
2	5460.0000	30.55	19.00	49.55	54.00	-4.45	AVG	
3	5470.0000	39.37	19.03	58.40	68.20	-9.80	Peak	
4	5500.3000	93.91	19.12	113.03	999.00	-885.97	AVG	No Limit
5 *	5501.0000	105.40	19.13	124.53	68.20	56.33	Peak	No Limit

**REMARKS:**

- (1) Measurement Value = Reading Level + Correct Factor.
- (2) Margin Level = Measurement Value - Limit Value.



Test Mode	UNII-2C_TX AX(HE20) Mode 5500 MHz	Polarization	Vertical
-----------	-----------------------------------	--------------	----------

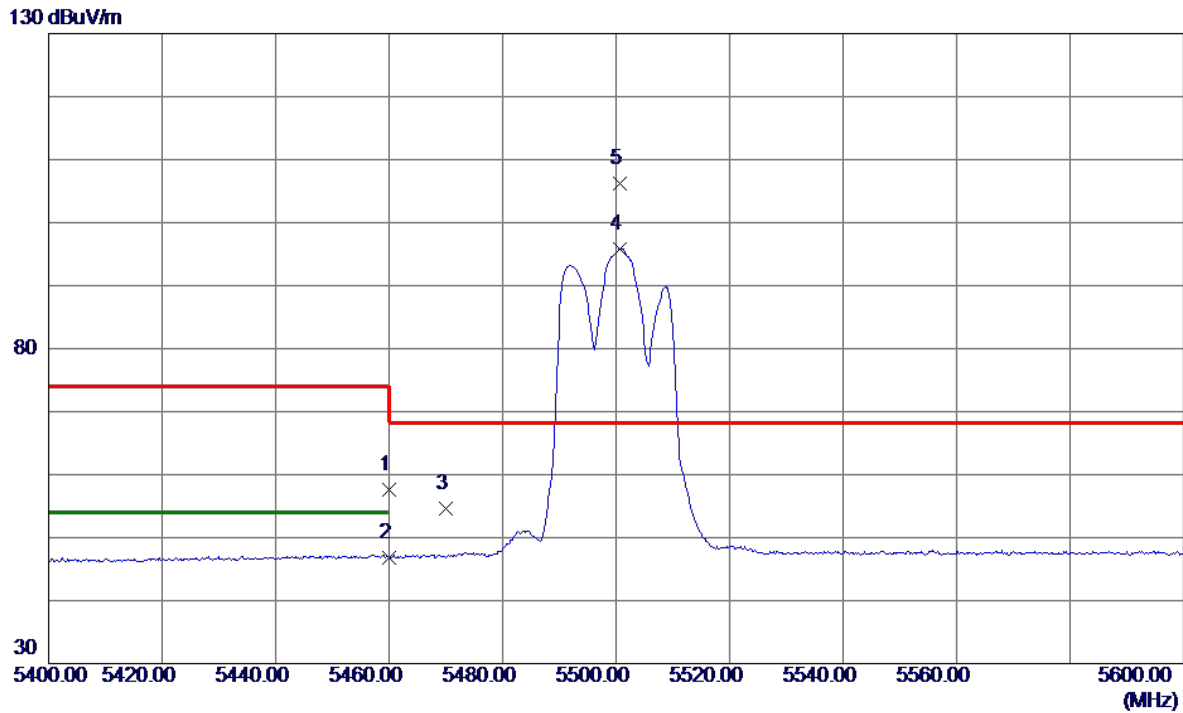


No.	Freq. MHz	Reading Level dBuV/m	Correct Factor dB	Measure ment dBuV/m	Limit dBuV/m	Margin dB	Detector	Comment
1	10999.7640	49.80	16.08	65.88	74.00	-8.12	Peak	
2 *	11000.7640	35.33	16.08	51.41	54.00	-2.59	AVG	

**REMARKS:**

- (1) Measurement Value = Reading Level + Correct Factor.
- (2) Margin Level = Measurement Value - Limit Value.

Test Mode	UNII-2C_TX AX(HE20) Mode 5500 MHz	Polarization	Horizontal
-----------	-----------------------------------	--------------	------------

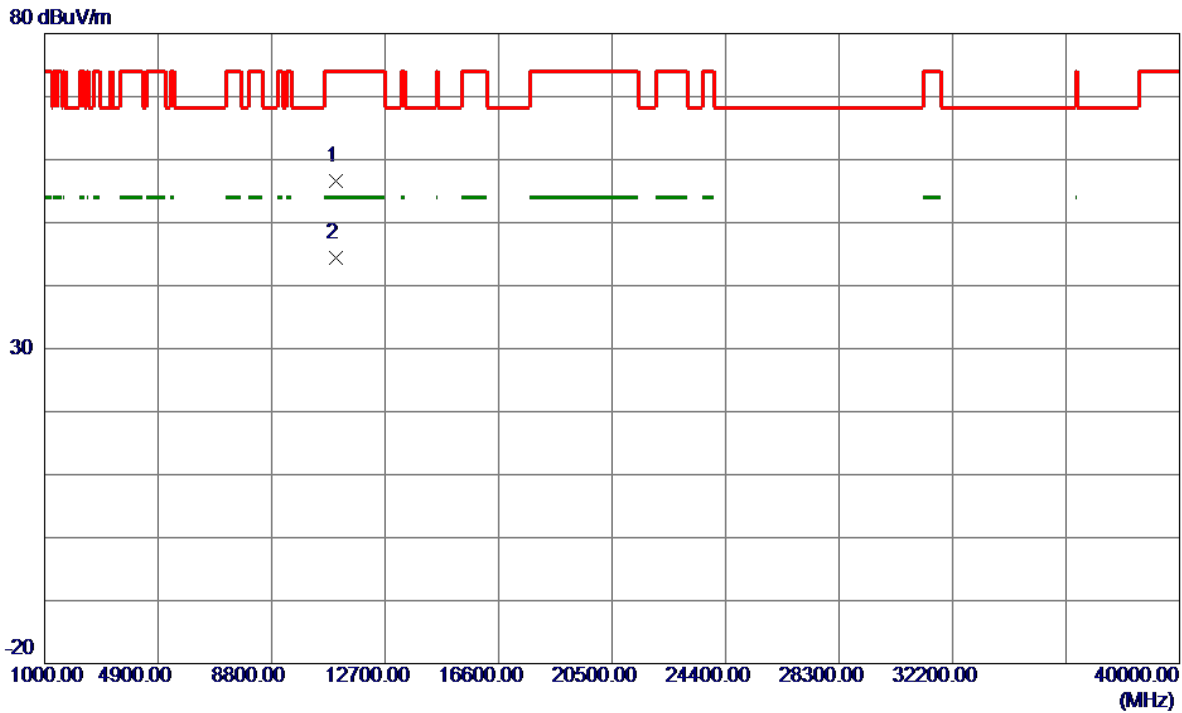


No.	Freq. MHz	Reading Level dBuV/m	Correct Factor dB	Measure ment dBuV/m	Limit dBuV/m	Margin dB	Detector	Comment
1	5460.0000	38.69	19.00	57.69	74.00	-16.31	Peak	
2	5460.0000	27.88	19.00	46.88	54.00	-7.12	AVG	
3	5470.0000	35.61	19.03	54.64	68.20	-13.56	Peak	
4	5500.6000	76.77	19.12	95.89	999.00	-903.11	AVG	No Limit
5 *	5500.7000	87.01	19.12	106.13	68.20	37.93	Peak	No Limit

REMARKS:

- (1) Measurement Value = Reading Level + Correct Factor.
- (2) Margin Level = Measurement Value - Limit Value.

Test Mode	UNII-2C_TX AX(HE20) Mode 5500 MHz	Polarization	Horizontal
-----------	-----------------------------------	--------------	------------

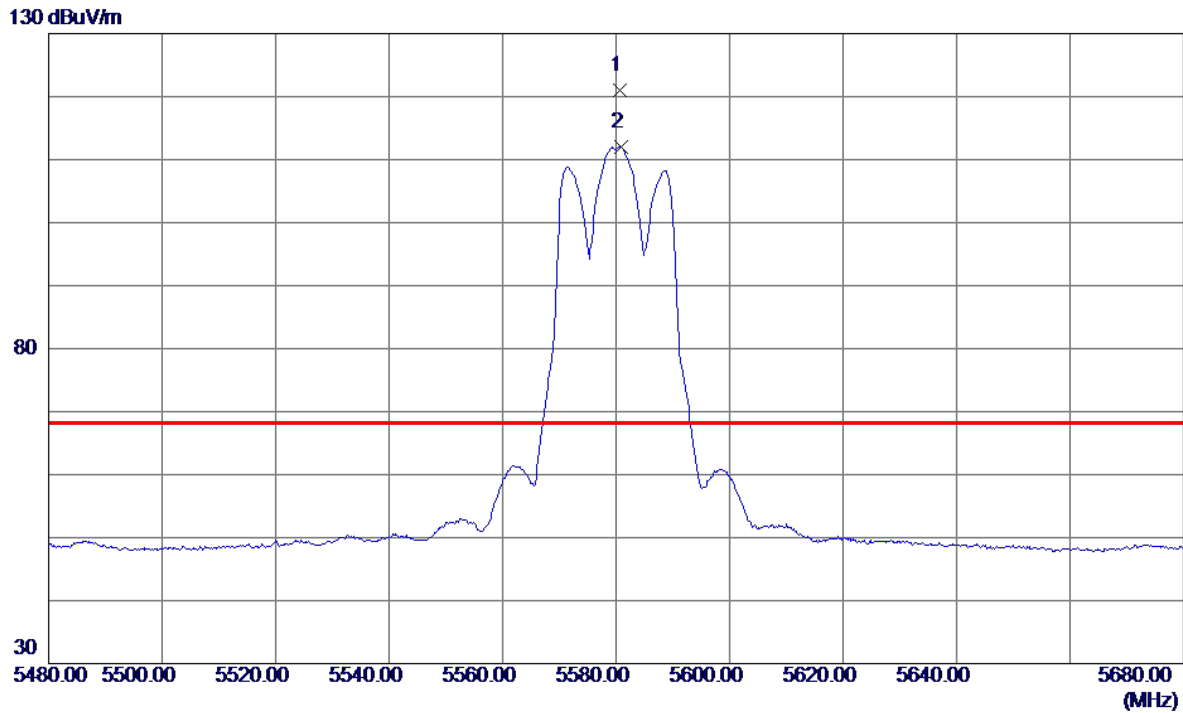


No.	Freq. MHz	Reading Level dBuV/m	Correct Factor dB	Measure ment dBuV/m	Limit dBuV/m	Margin dB	Detector	Comment
1	10999.0730	40.45	16.08	56.53	74.00	-17.47	Peak	
2 *	11000.1360	28.34	16.08	44.42	54.00	-9.58	AVG	

**REMARKS:**

- (1) Measurement Value = Reading Level + Correct Factor.
- (2) Margin Level = Measurement Value - Limit Value.

Test Mode	UNII-2C_TX AX(HE20) Mode 5580 MHz	Polarization	Vertical
-----------	-----------------------------------	--------------	----------

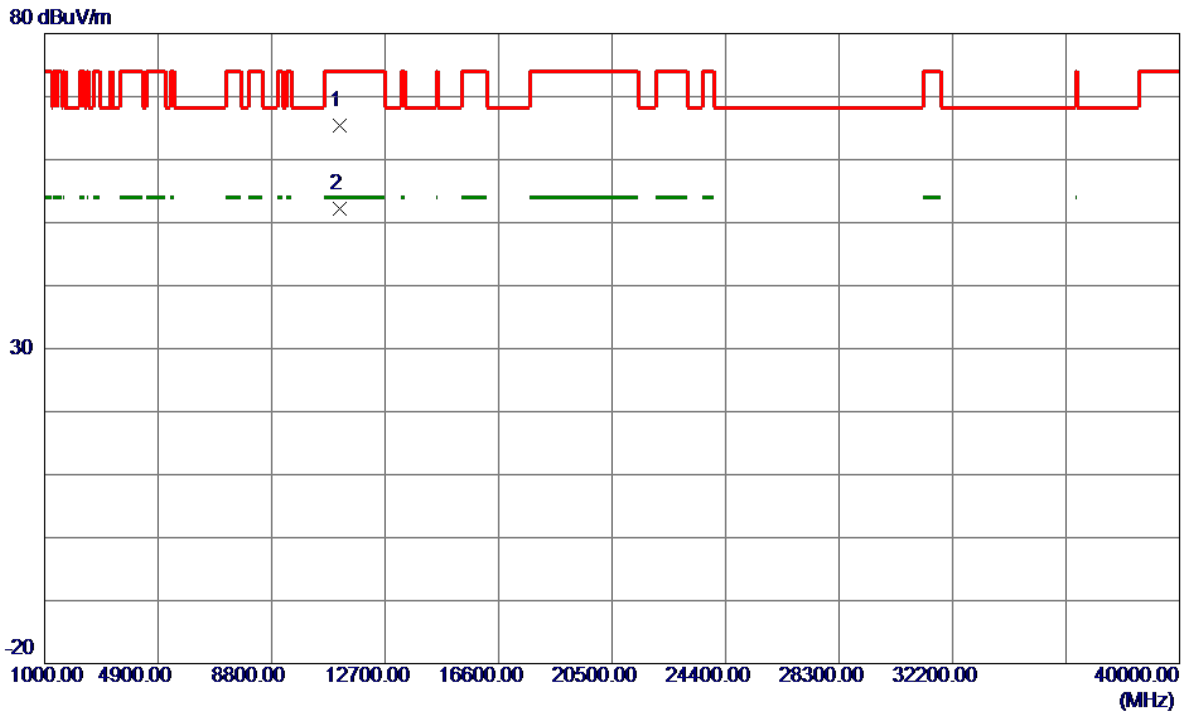


No.	Freq. MHz	Reading Level dBuV/m	Correct Factor dB	Measure ment dBuV/m	Limit dBuV/m	Margin dB	Detector	Comment
1 *	5580.7000	101.56	19.35	120.91	68.20	52.71	Peak	No Limit
2	5580.9000	92.69	19.35	112.04	999.00	-886.96	AVG	No Limit

**REMARKS:**

- (1) Measurement Value = Reading Level + Correct Factor.
- (2) Margin Level = Measurement Value - Limit Value.

Test Mode	UNII-2C_TX AX(HE20) Mode 5580 MHz	Polarization	Vertical
-----------	-----------------------------------	--------------	----------

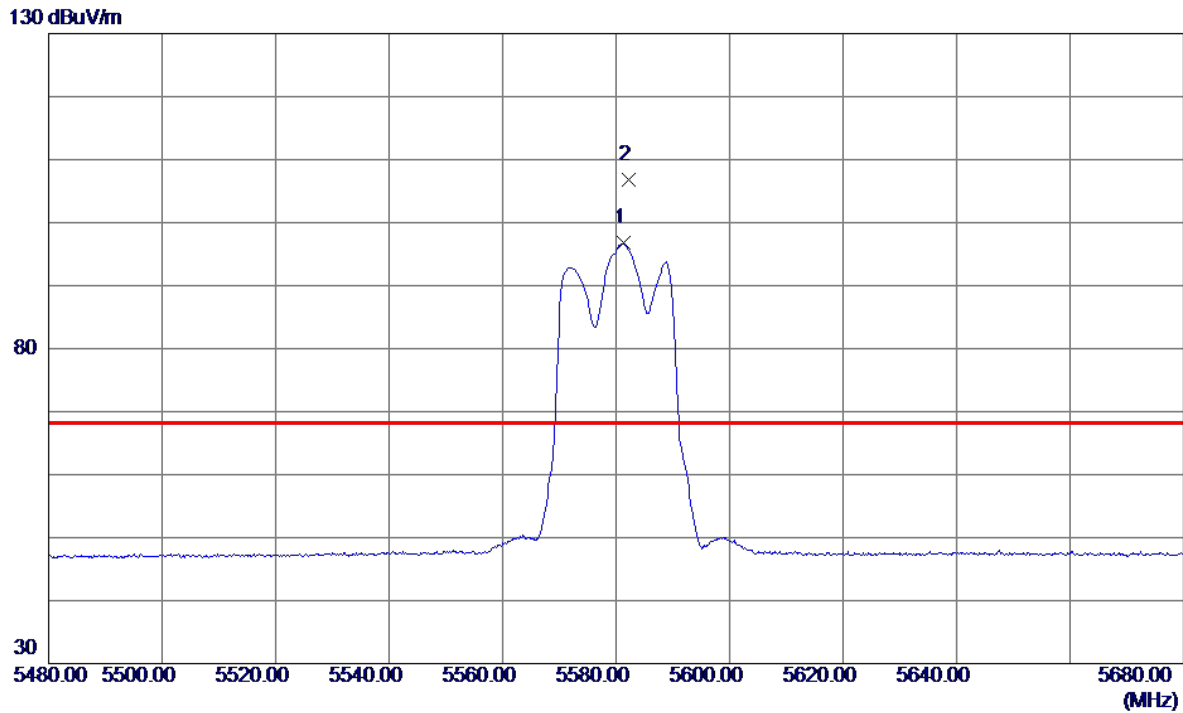


No.	Freq. MHz	Reading Level dBuV/m	Correct Factor dB	Measure ment dBuV/m	Limit dBuV/m	Margin dB	Detector	Comment
1	11160.5570	49.06	16.27	65.33	74.00	-8.67	Peak	
2 *	11160.8770	35.92	16.27	52.19	54.00	-1.81	AVG	

**REMARKS:**

- (1) Measurement Value = Reading Level + Correct Factor.
- (2) Margin Level = Measurement Value - Limit Value.

Test Mode	UNII-2C_TX AX(HE20) Mode 5580 MHz	Polarization	Horizontal
-----------	-----------------------------------	--------------	------------

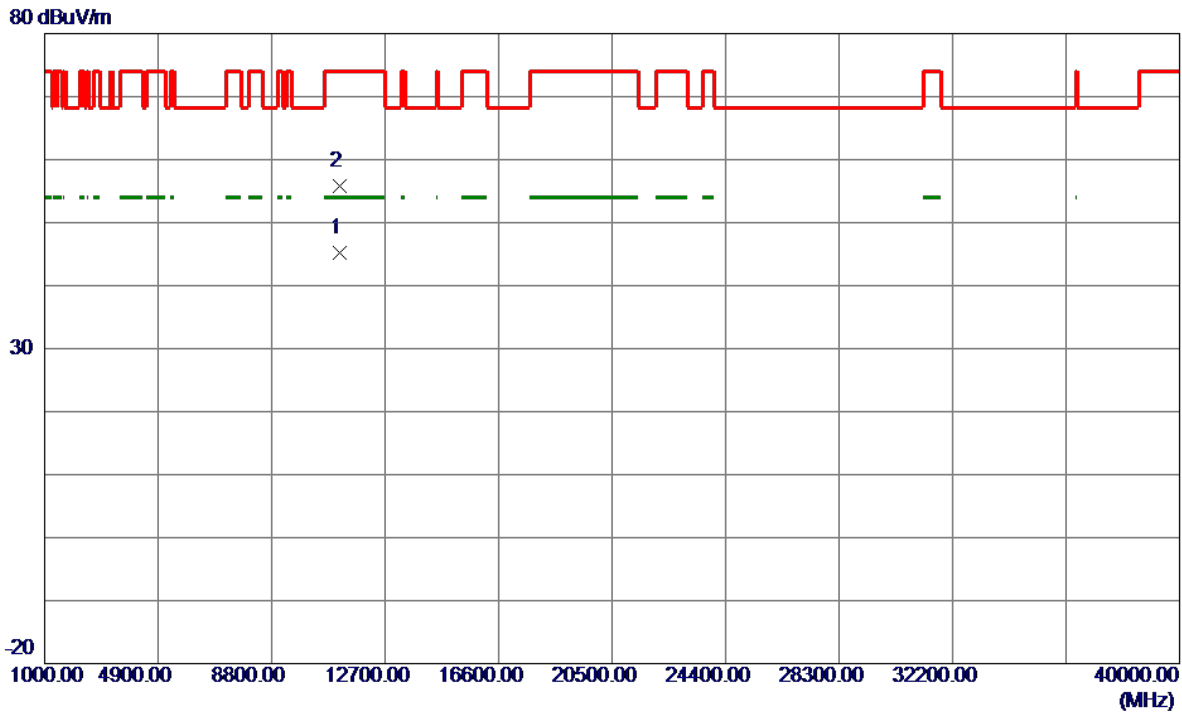


No.	Freq. MHz	Reading Level dBuV/m	Correct Factor dB	Measure ment dBuV/m	Limit dBuV/m	Margin dB	Detector	Comment
1	5581.3000	77.39	19.35	96.74	999.00	-902.26	AVG	No Limit
2 *	5582.3000	87.38	19.35	106.73	68.20	38.53	Peak	No Limit

**REMARKS:**

- (1) Measurement Value = Reading Level + Correct Factor.
- (2) Margin Level = Measurement Value - Limit Value.

Test Mode	UNII-2C_TX AX(HE20) Mode 5580 MHz	Polarization	Horizontal
-----------	-----------------------------------	--------------	------------

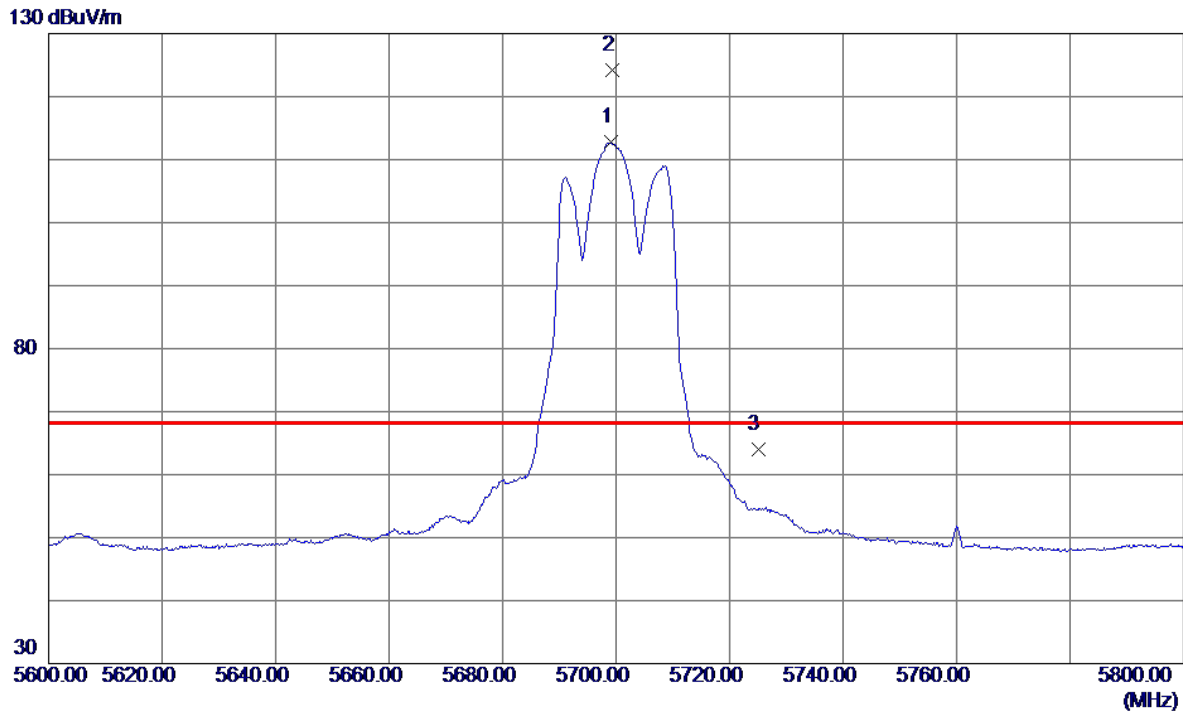


No.	Freq. MHz	Reading Level dBuV/m	Correct Factor dB	Measure ment dBuV/m	Limit dBuV/m	Margin dB	Detector	Comment
1 *	11159.9810	28.88	16.27	45.15	54.00	-8.85	AVG	
2	11160.0590	39.48	16.27	55.75	74.00	-18.25	Peak	

**REMARKS:**

- (1) Measurement Value = Reading Level + Correct Factor.
- (2) Margin Level = Measurement Value - Limit Value.

Test Mode	UNII-2C_TX AX(HE20) Mode 5700 MHz	Polarization	Vertical
-----------	-----------------------------------	--------------	----------



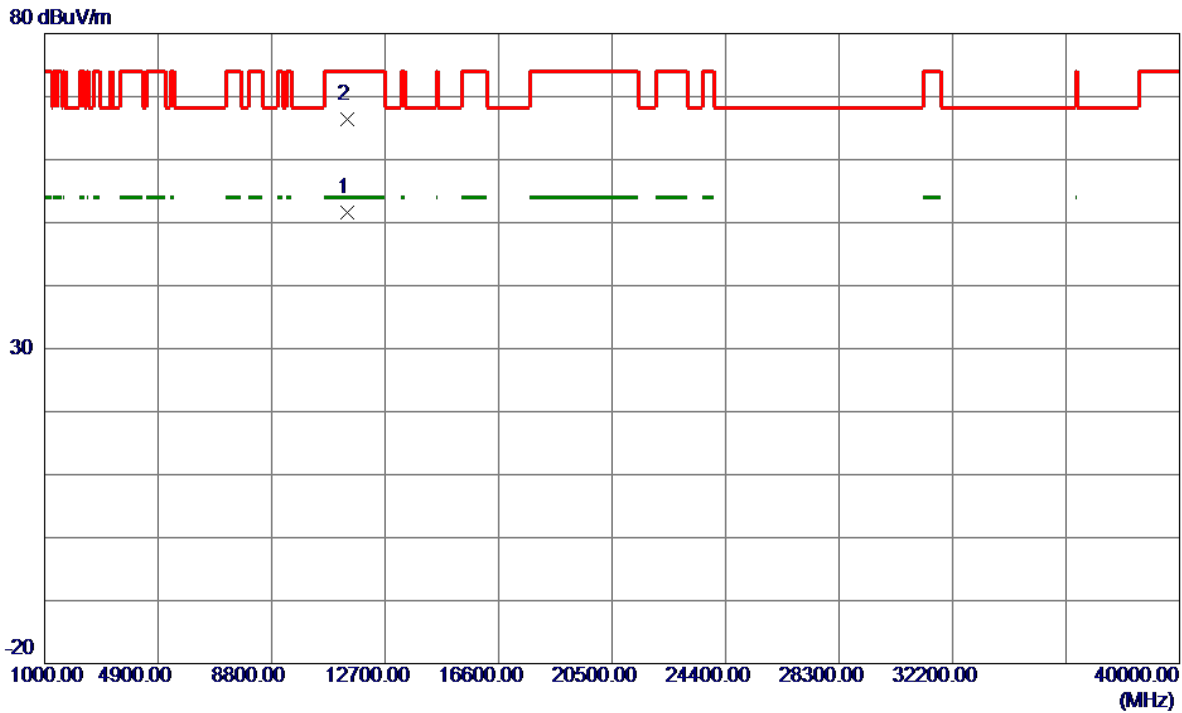
No.	Freq. MHz	Reading Level dBuV/m	Correct Factor dB	Measure ment dBuV/m	Limit dBuV/m	Margin dB	Detector	Comment
1	5699.1000	93.03	19.68	112.71	999.00	-886.29	AVG	No Limit
2 *	5699.4000	104.55	19.68	124.23	68.20	56.03	Peak	No Limit
3	5725.0000	44.24	19.75	63.99	68.20	-4.21	Peak	

**REMARKS:**

- (1) Measurement Value = Reading Level + Correct Factor.
- (2) Margin Level = Measurement Value - Limit Value.



Test Mode	UNII-2C_TX AX(HE20) Mode 5700 MHz	Polarization	Vertical
-----------	-----------------------------------	--------------	----------

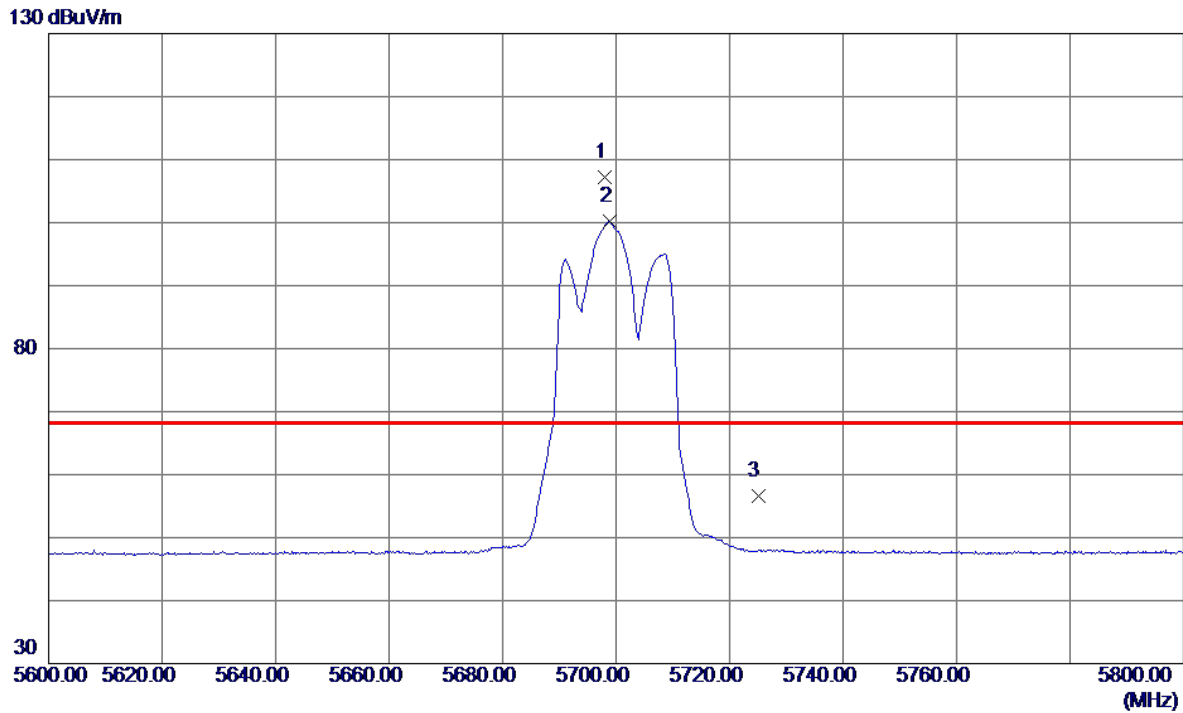


No.	Freq. MHz	Reading Level dBuV/m	Correct Factor dB	Measure ment dBuV/m	Limit dBuV/m	Margin dB	Detector	Comment
1 *	11399.7500	35.09	16.54	51.63	54.00	-2.37	AVG	
2	11400.3360	49.89	16.54	66.43	74.00	-7.57	Peak	

**REMARKS:**

- (1) Measurement Value = Reading Level + Correct Factor.
- (2) Margin Level = Measurement Value - Limit Value.

Test Mode	UNII-2C_TX AX(HE20) Mode 5700 MHz	Polarization	Horizontal
-----------	-----------------------------------	--------------	------------

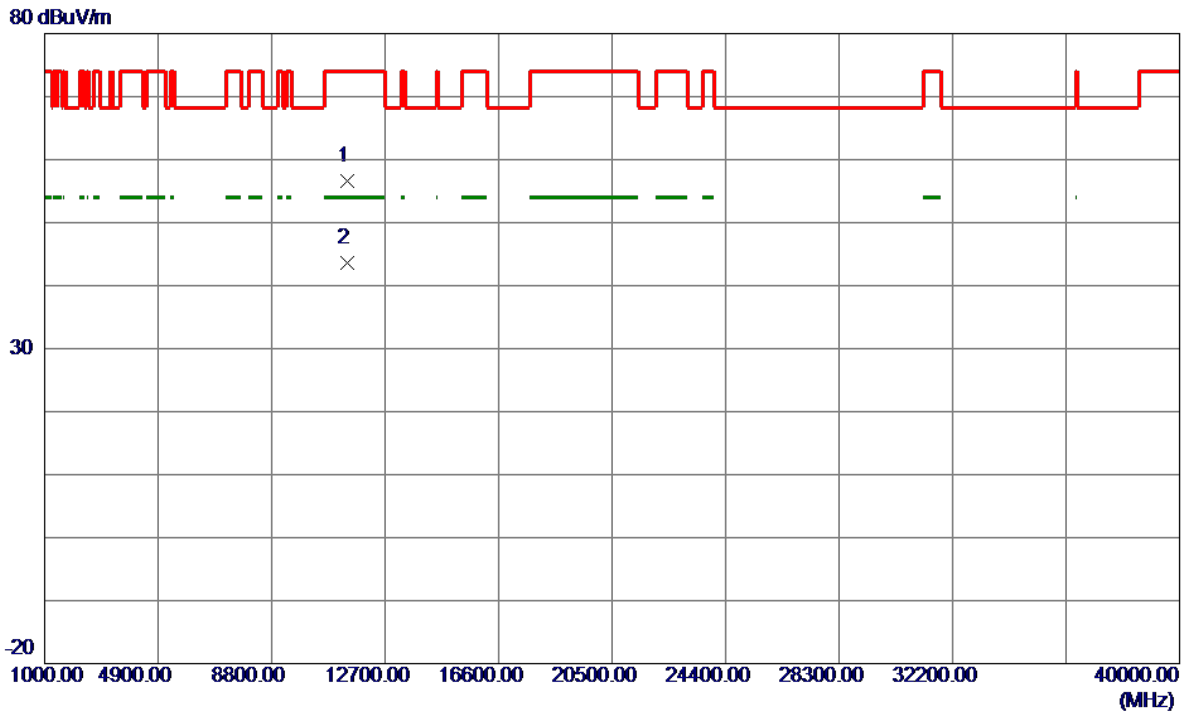


No.	Freq. MHz	Reading Level dBuV/m	Correct Factor dB	Measure ment dBuV/m	Limit dBuV/m	Margin dB	Detector	Comment
1 *	5698.0000	87.50	19.68	107.18	68.20	38.98	Peak	No Limit
2	5698.8000	80.49	19.68	100.17	999.00	-898.83	AVG	No Limit
3	5725.0000	36.85	19.75	56.60	68.20	-11.60	Peak	

**REMARKS:**

- (1) Measurement Value = Reading Level + Correct Factor.
- (2) Margin Level = Measurement Value - Limit Value.

Test Mode	UNII-2C_TX AX(HE20) Mode 5700 MHz	Polarization	Horizontal
-----------	-----------------------------------	--------------	------------

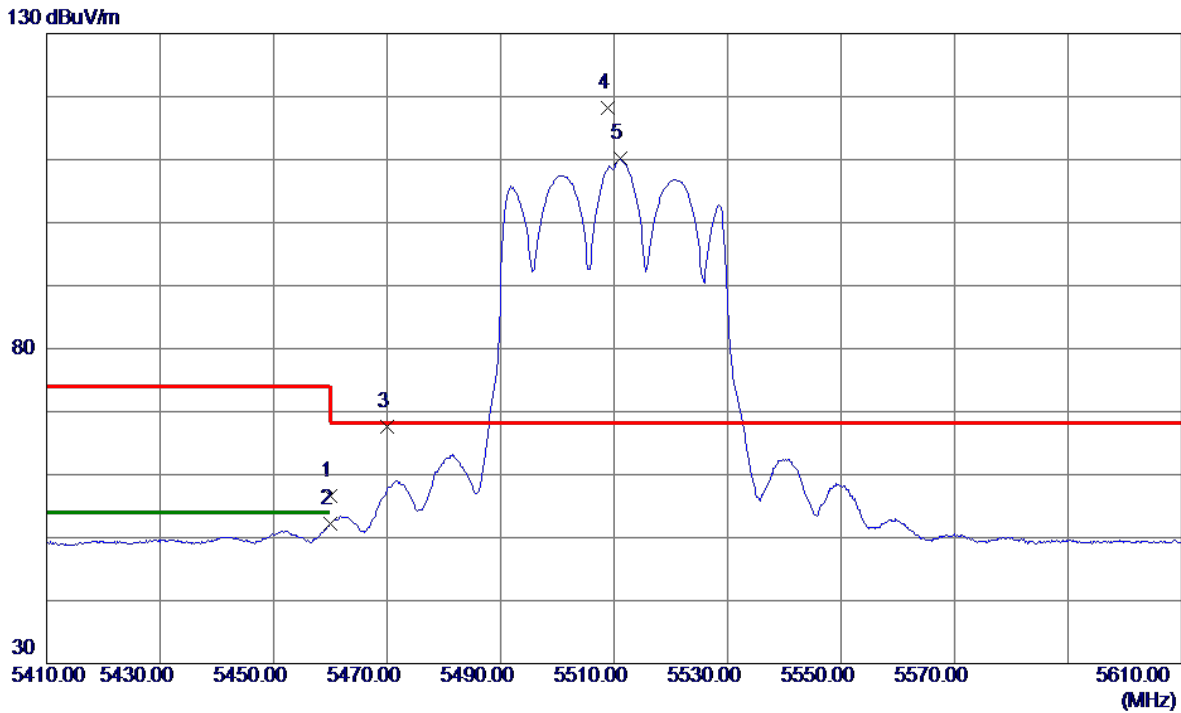


No.	Freq. MHz	Reading Level dBuV/m	Correct Factor dB	Measure ment dBuV/m	Limit dBuV/m	Margin dB	Detector	Comment
1	11399.9410	40.14	16.54	56.68	74.00	-17.32	Peak	
2 *	11400.1730	27.09	16.54	43.63	54.00	-10.37	AVG	

**REMARKS:**

- (1) Measurement Value = Reading Level + Correct Factor.
- (2) Margin Level = Measurement Value - Limit Value.

Test Mode	UNII-2C_TX AX(HE40) Mode 5510 MHz	Polarization	Vertical
-----------	-----------------------------------	--------------	----------

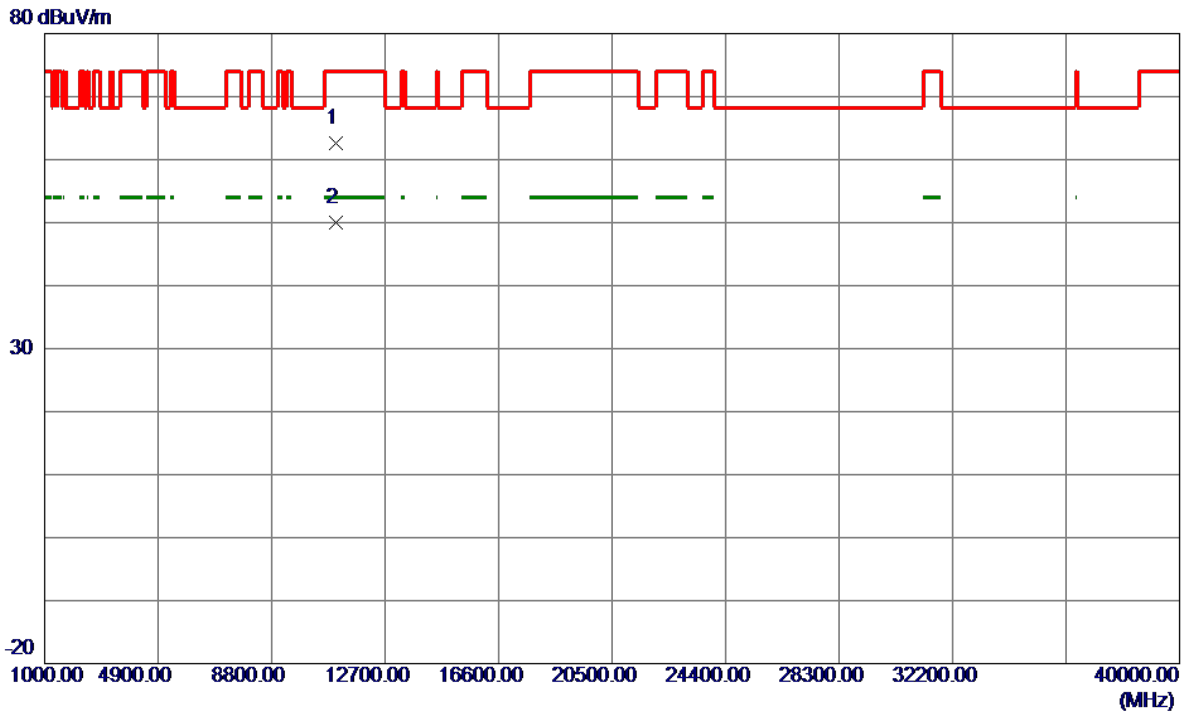


No.	Freq. MHz	Reading Level dBuV/m	Correct Factor dB	Measure ment dBuV/m	Limit dBuV/m	Margin dB	Detector	Comment
1	5460.0000	37.59	19.00	56.59	74.00	-17.41	Peak	
2	5460.0000	33.28	19.00	52.28	54.00	-1.72	AVG	
3	5470.0000	48.55	19.03	67.58	68.20	-0.62	Peak	
4 *	5508.9000	99.13	19.15	118.28	68.20	50.08	Peak	No Limit
5	5511.1000	90.96	19.15	110.11	999.00	-888.89	AVG	No Limit

**REMARKS:**

- (1) Measurement Value = Reading Level + Correct Factor.
- (2) Margin Level = Measurement Value - Limit Value.

Test Mode	UNII-2C_TX AX(HE40) Mode 5510 MHz	Polarization	Vertical
-----------	-----------------------------------	--------------	----------

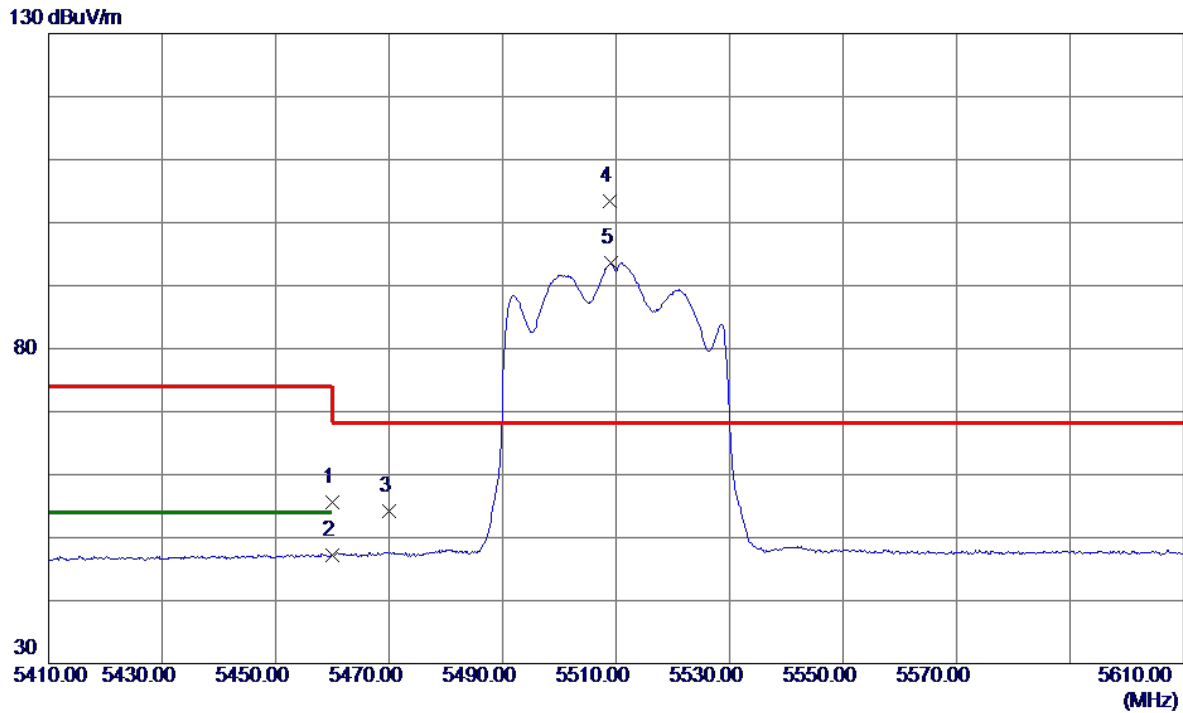


No.	Freq. MHz	Reading Level dBuV/m	Correct Factor dB	Measure ment dBuV/m	Limit dBuV/m	Margin dB	Detector	Comment
1	11018.1700	46.52	16.10	62.62	74.00	-11.38	Peak	
2 *	11019.4550	33.81	16.10	49.91	54.00	-4.09	AVG	

**REMARKS:**

- (1) Measurement Value = Reading Level + Correct Factor.
- (2) Margin Level = Measurement Value - Limit Value.

Test Mode	UNII-2C_TX AX(HE40) Mode 5510 MHz	Polarization	Horizontal
-----------	-----------------------------------	--------------	------------

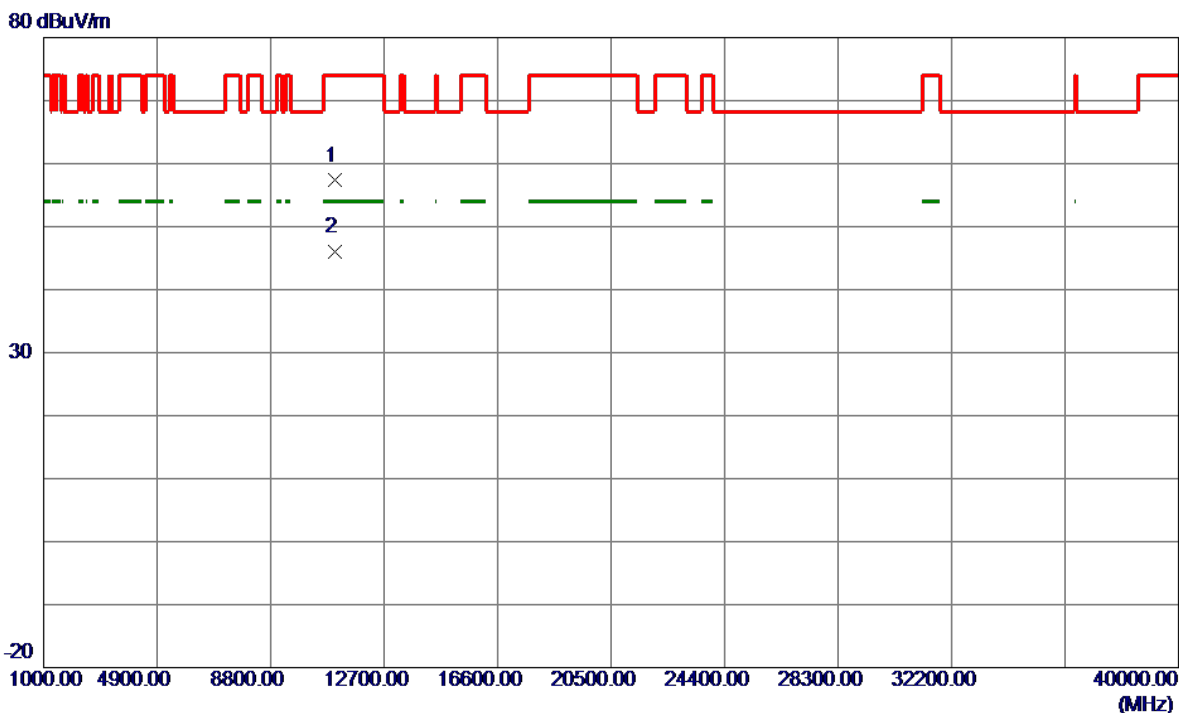


No.	Freq. MHz	Reading Level dBuV/m	Correct Factor dB	Measure ment dBuV/m	Limit dBuV/m	Margin dB	Detector	Comment
1	5460.0000	36.57	19.00	55.57	74.00	-18.43	Peak	
2	5460.0000	28.24	19.00	47.24	54.00	-6.76	AVG	
3	5470.0000	35.12	19.03	54.15	68.20	-14.05	Peak	
4 *	5508.9000	84.19	19.15	103.34	68.20	35.14	Peak	No Limit
5	5509.1000	74.52	19.15	93.67	999.00	-905.33	AVG	No Limit

**REMARKS:**

- (1) Measurement Value = Reading Level + Correct Factor.
- (2) Margin Level = Measurement Value - Limit Value.

Test Mode	UNII-2C_TX AX(HE40) Mode 5510 MHz	Polarization	Horizontal
-----------	-----------------------------------	--------------	------------

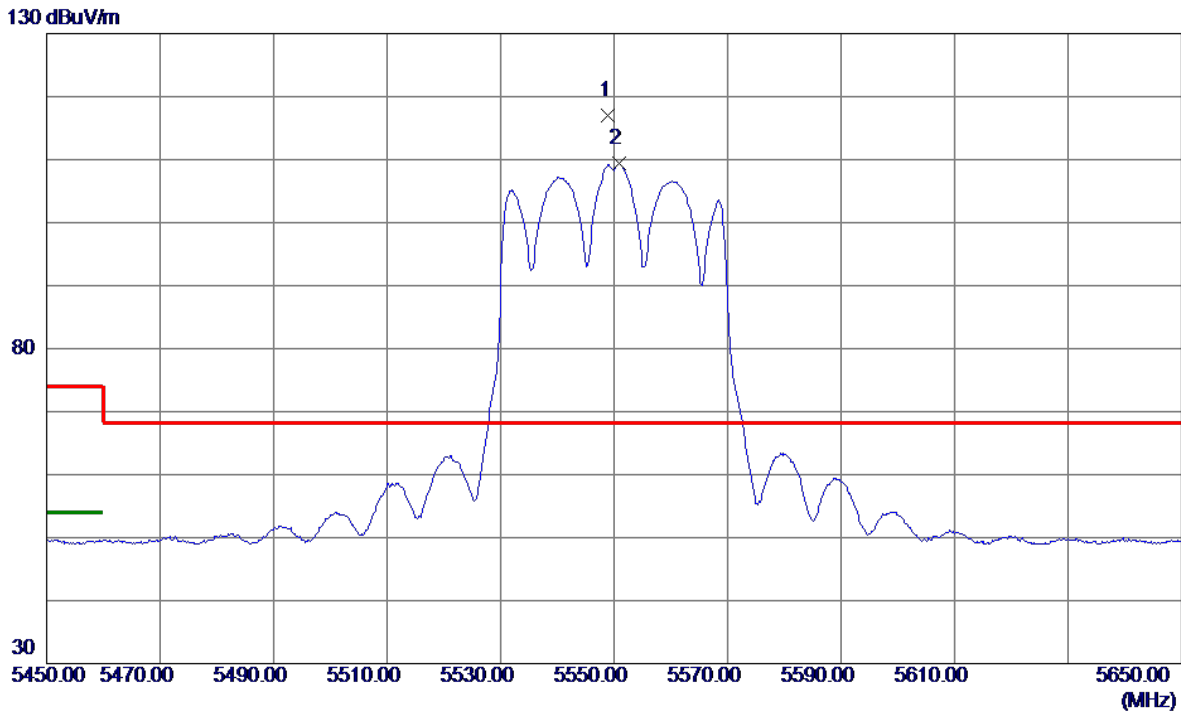


No.	Freq. MHz	Reading Level dBuV/m	Correct Factor dB	Measure ment dBuV/m	Limit dBuV/m	Margin dB	Detector	Comment
1	11018.4000	41.20	16.10	57.30	74.00	-16.70	Peak	
2 *	11019.7900	29.83	16.10	45.93	54.00	-8.07	AVG	

**REMARKS:**

- (1) Measurement Value = Reading Level + Correct Factor.
- (2) Margin Level = Measurement Value - Limit Value.

Test Mode	UNII-2C_TX AX(HE40) Mode 5550 MHz	Polarization	Vertical
-----------	-----------------------------------	--------------	----------



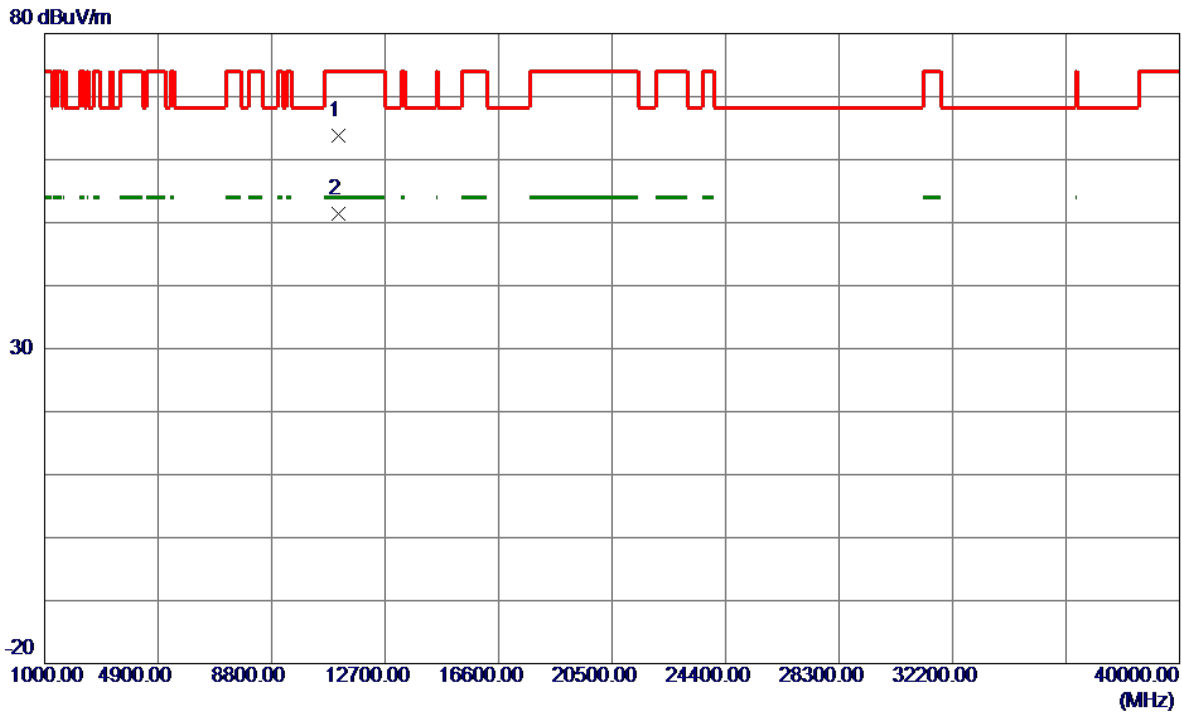
No.	Freq. MHz	Reading Level dBuV/m	Correct Factor dB	Measure ment dBuV/m	Limit dBuV/m	Margin dB	Detector	Comment
1 *	5549.0000	97.82	19.26	117.08	68.20	48.88	Peak	No Limit
2	5550.9000	90.07	19.26	109.33	999.00	-889.67	AVG	No Limit

**REMARKS:**

- (1) Measurement Value = Reading Level + Correct Factor.
- (2) Margin Level = Measurement Value - Limit Value.



Test Mode	UNII-2C_TX AX(HE40) Mode 5550 MHz	Polarization	Vertical
-----------	-----------------------------------	--------------	----------

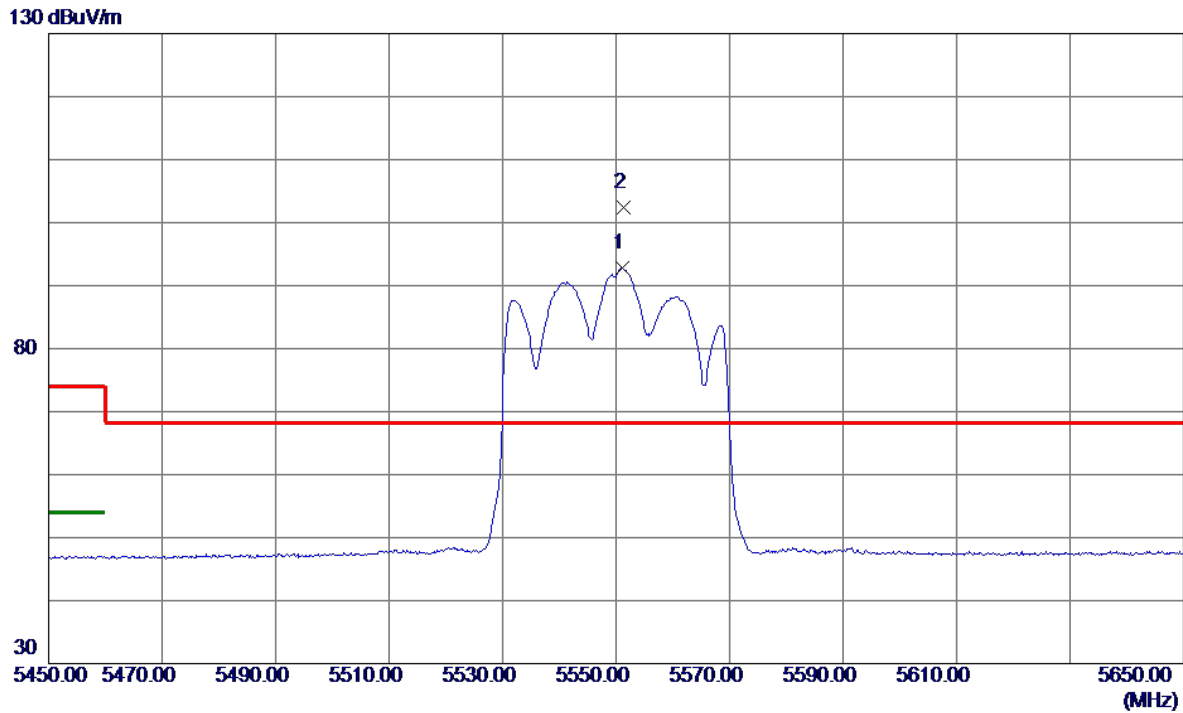


No.	Freq. MHz	Reading Level dBuV/m	Correct Factor dB	Measure ment dBuV/m	Limit dBuV/m	Margin dB	Detector	Comment
1	11098.8550	47.69	16.19	63.88	74.00	-10.12	Peak	
2 *	11099.3000	35.13	16.20	51.33	54.00	-2.67	AVG	

**REMARKS:**

- (1) Measurement Value = Reading Level + Correct Factor.
- (2) Margin Level = Measurement Value - Limit Value.

Test Mode	UNII-2C_TX AX(HE40) Mode 5550 MHz	Polarization	Horizontal
-----------	-----------------------------------	--------------	------------

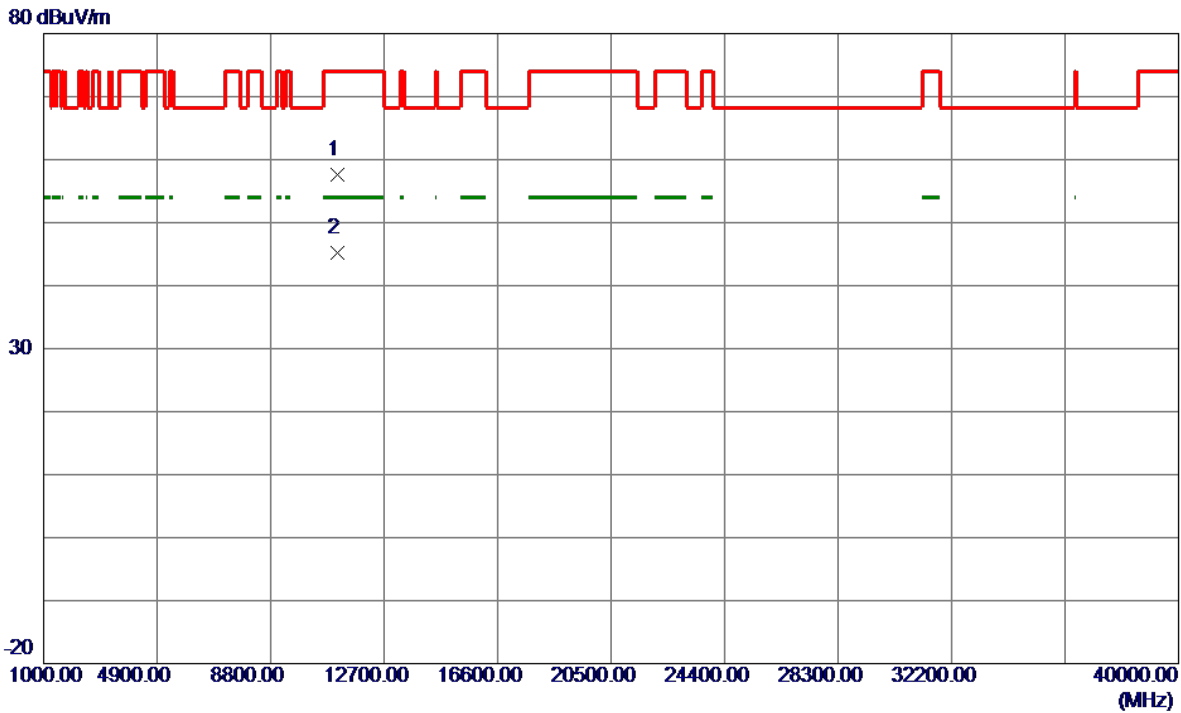


No.	Freq. MHz	Reading Level dBuV/m	Correct Factor dB	Measure ment dBuV/m	Limit dBuV/m	Margin dB	Detector	Comment
1	5551.1000	73.62	19.27	92.89	999.00	-906.11	AVG	No Limit
2 *	5551.3000	83.04	19.27	102.31	68.20	34.11	Peak	No Limit

**REMARKS:**

- (1) Measurement Value = Reading Level + Correct Factor.
- (2) Margin Level = Measurement Value - Limit Value.

Test Mode	UNII-2C_TX AX(HE40) Mode 5550 MHz	Polarization	Horizontal
-----------	-----------------------------------	--------------	------------

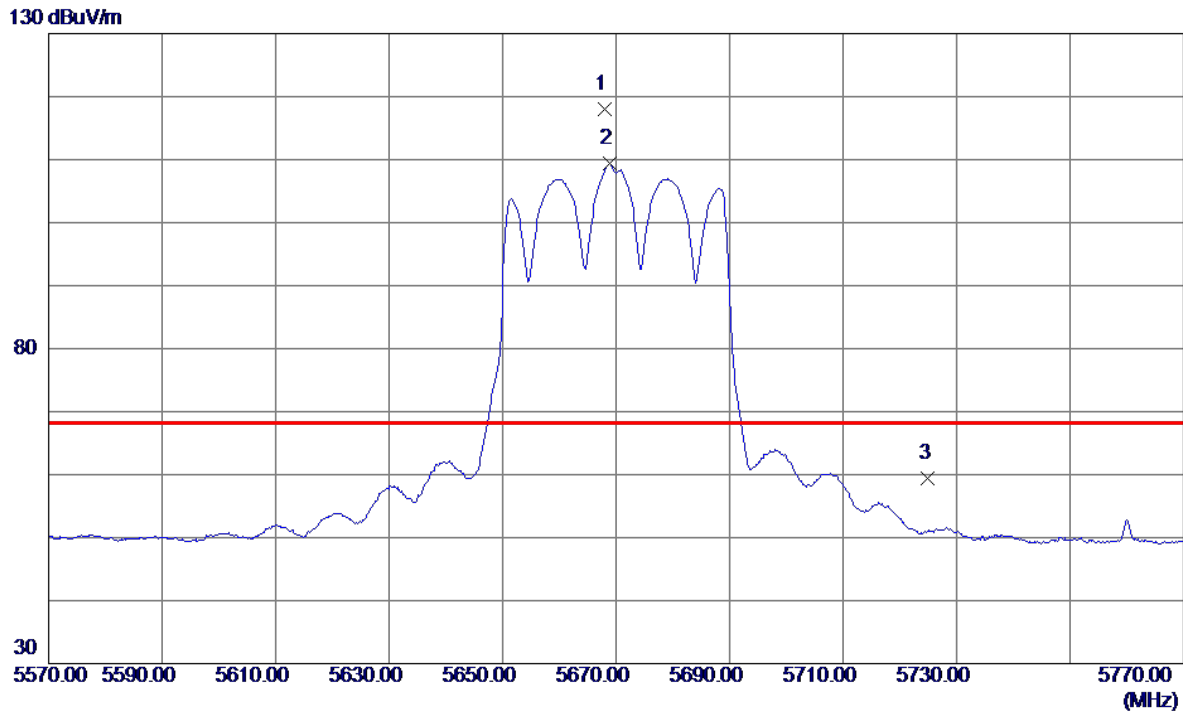


No.	Freq. MHz	Reading Level dBuV/m	Correct Factor dB	Measure ment dBuV/m	Limit dBuV/m	Margin dB	Detector	Comment
1	11098.5800	41.42	16.19	57.61	74.00	-16.39	Peak	
2 *	11099.3900	29.07	16.20	45.27	54.00	-8.73	AVG	

**REMARKS:**

- (1) Measurement Value = Reading Level + Correct Factor.
- (2) Margin Level = Measurement Value - Limit Value.

Test Mode	UNII-2C_TX AX(HE40) Mode 5670 MHz	Polarization	Vertical
-----------	-----------------------------------	--------------	----------

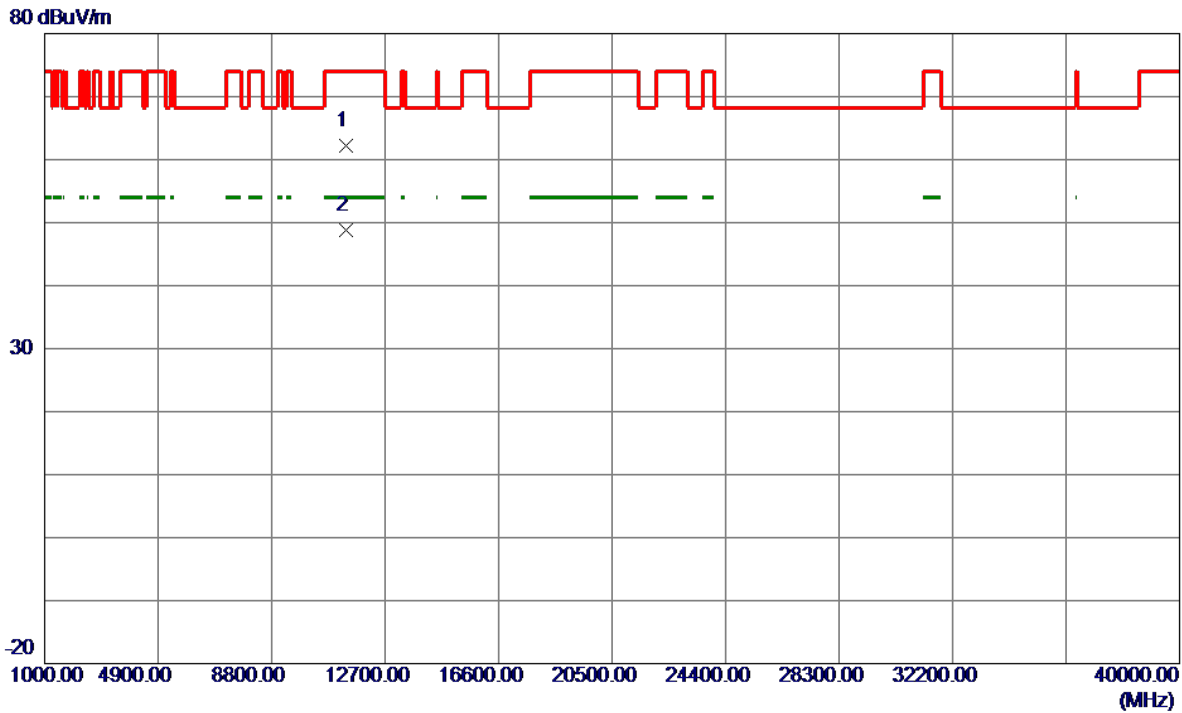


No.	Freq. MHz	Reading Level dBuV/m	Correct Factor dB	Measure ment dBuV/m	Limit dBuV/m	Margin dB	Detector	Comment
1 *	5668.0000	98.45	19.59	118.04	68.20	49.84	Peak	No Limit
2	5668.9000	89.77	19.59	109.36	999.00	-889.64	AVG	No Limit
3	5725.0000	39.62	19.75	59.37	68.20	-8.83	Peak	

REMARKS:

- (1) Measurement Value = Reading Level + Correct Factor.
- (2) Margin Level = Measurement Value - Limit Value.

Test Mode	UNII-2C_TX AX(HE40) Mode 5670 MHz	Polarization	Vertical
-----------	-----------------------------------	--------------	----------

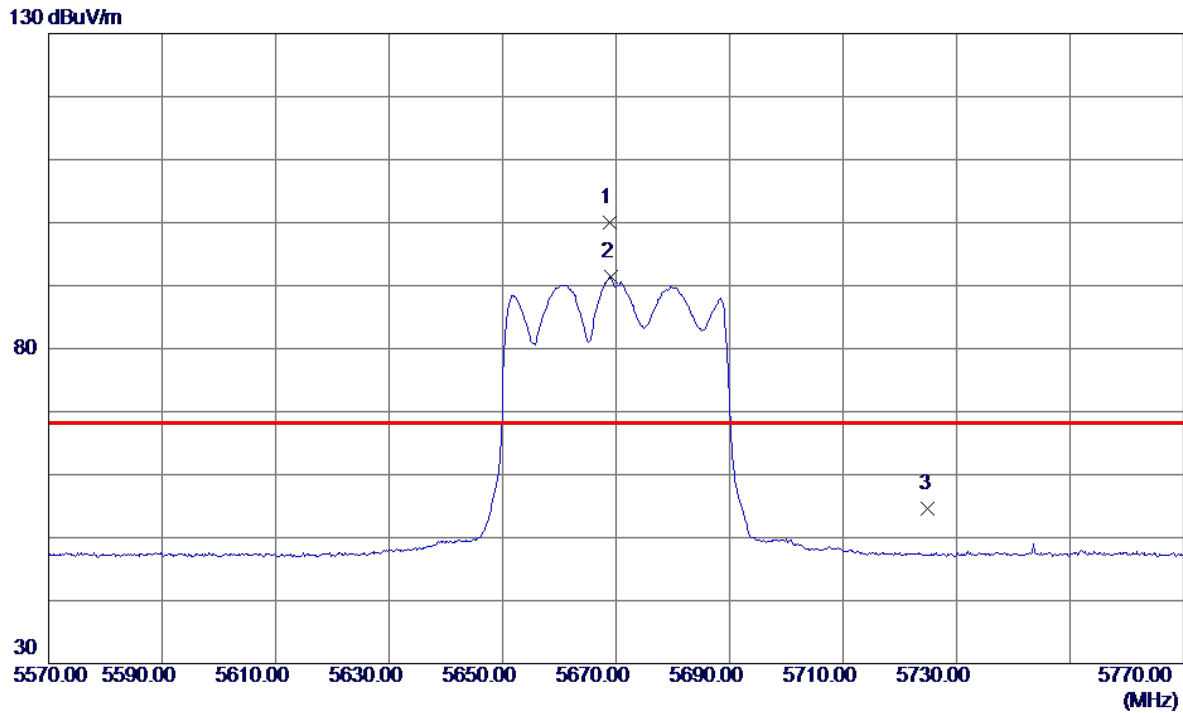


No.	Freq. MHz	Reading Level dBuV/m	Correct Factor dB	Measure ment dBuV/m	Limit dBuV/m	Margin dB	Detector	Comment
1	11338.4200	45.65	16.47	62.12	74.00	-11.88	Peak	
2 *	11339.1300	32.30	16.47	48.77	54.00	-5.23	AVG	

**REMARKS:**

- (1) Measurement Value = Reading Level + Correct Factor.
- (2) Margin Level = Measurement Value - Limit Value.

Test Mode	UNII-2C_TX AX(HE40) Mode 5670 MHz	Polarization	Horizontal
-----------	-----------------------------------	--------------	------------

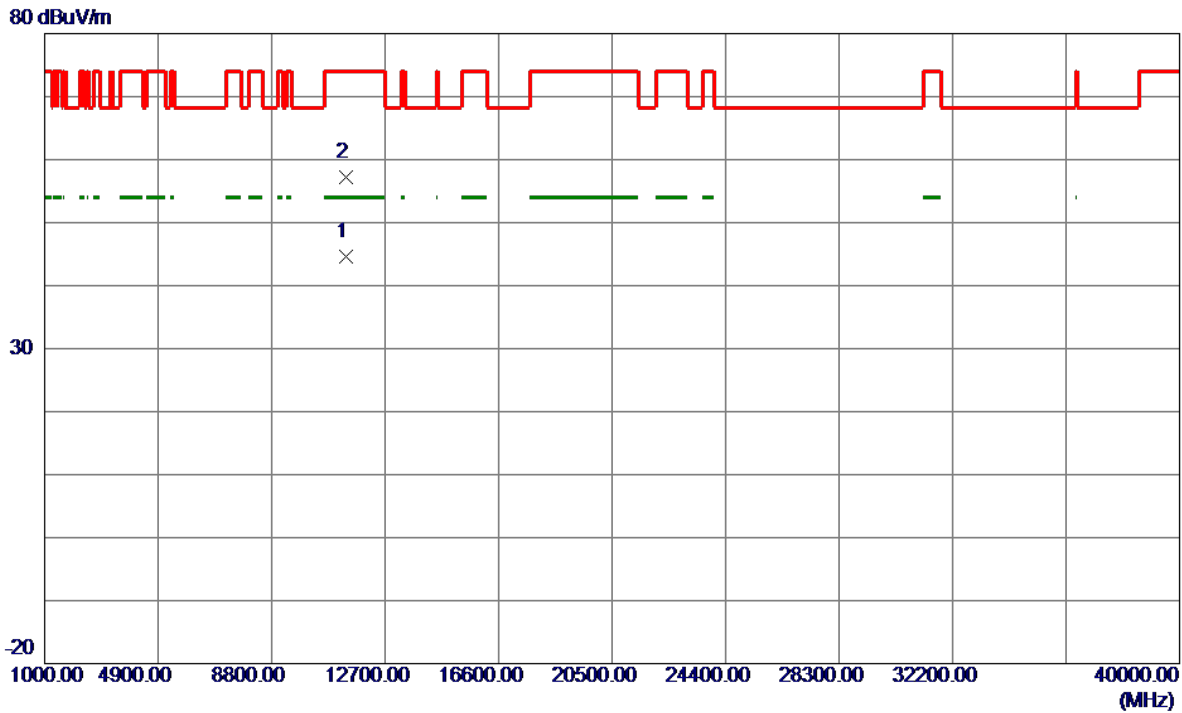


No.	Freq. MHz	Reading Level dBuV/m	Correct Factor dB	Measure ment dBuV/m	Limit dBuV/m	Margin dB	Detector	Comment
1 *	5668.9000	80.39	19.59	99.98	68.20	31.78	Peak	No Limit
2	5669.1000	71.78	19.60	91.38	999.00	-907.62	AVG	No Limit
3	5725.0000	34.77	19.75	54.52	68.20	-13.68	Peak	

**REMARKS:**

- (1) Measurement Value = Reading Level + Correct Factor.
- (2) Margin Level = Measurement Value - Limit Value.

Test Mode	UNII-2C_TX AX(HE40) Mode 5670 MHz	Polarization	Horizontal
-----------	-----------------------------------	--------------	------------

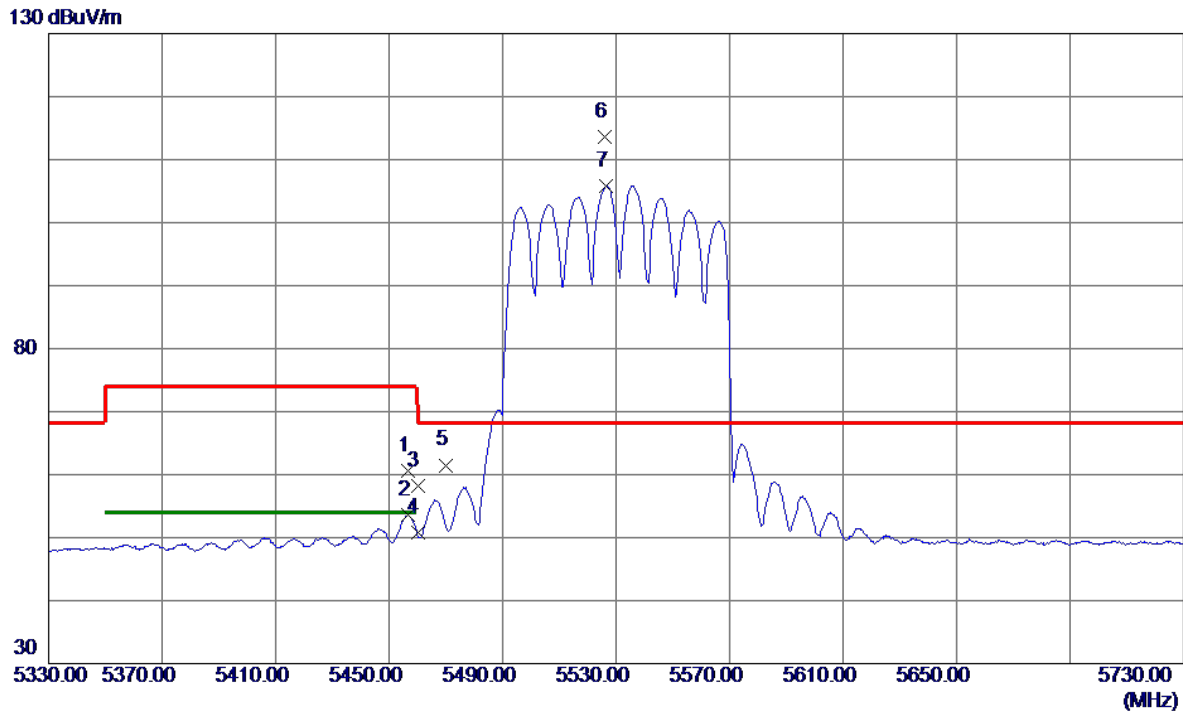


No.	Freq. MHz	Reading Level dBuV/m	Correct Factor dB	Measure ment dBuV/m	Limit dBuV/m	Margin dB	Detector	Comment
1 *	11337.5650	28.14	16.47	44.61	54.00	-9.39	AVG	
2	11337.8350	40.64	16.47	57.11	74.00	-16.89	Peak	

**REMARKS:**

- (1) Measurement Value = Reading Level + Correct Factor.
- (2) Margin Level = Measurement Value - Limit Value.

Test Mode	UNII-2C_TX AX(HE80) Mode 5530 MHz	Polarization	Vertical
-----------	-----------------------------------	--------------	----------



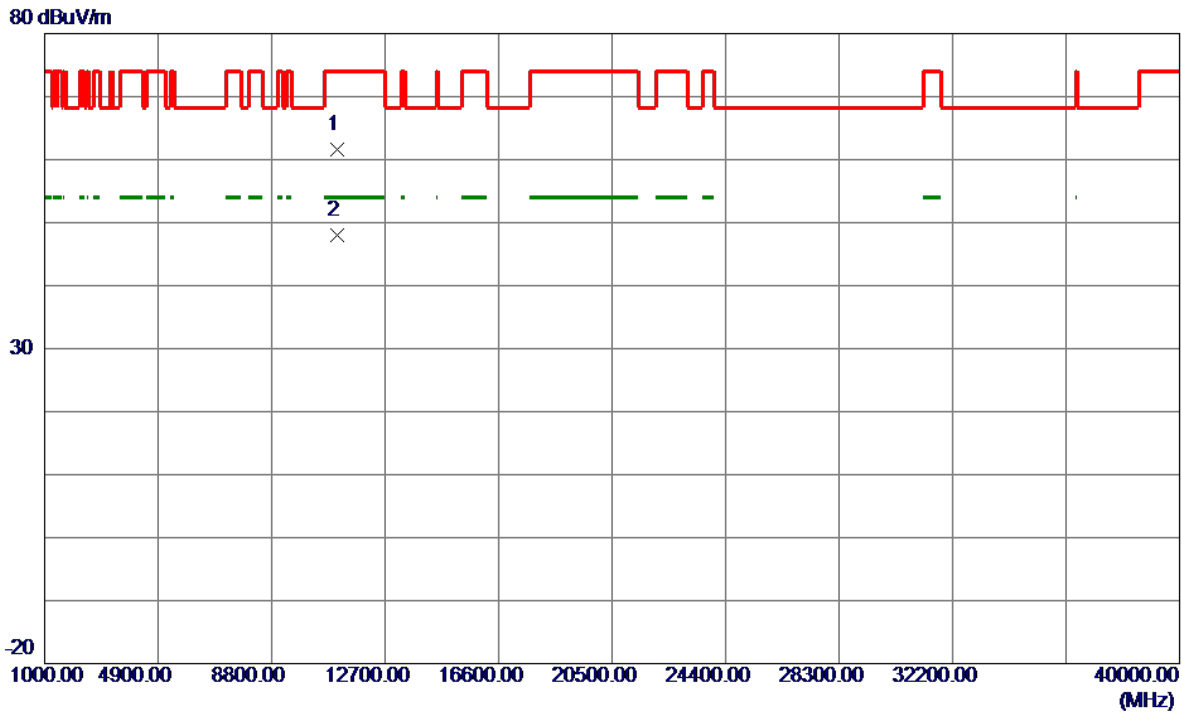
No.	Freq. MHz	Reading Level dBuV/m	Correct Factor dB	Measurement dBuV/m	Limit dBuV/m	Margin dB	Detector	Comment
1	5456.6000	41.63	18.99	60.62	74.00	-13.38	Peak	
2	5456.6000	34.55	18.99	53.54	54.00	-0.46	AVG	
3	5460.0000	39.21	19.00	58.21	74.00	-15.79	Peak	
4	5460.0000	31.82	19.00	50.82	54.00	-3.18	AVG	
5	5470.0000	42.47	19.03	61.50	68.20	-6.70	Peak	
6 *	5526.2000	94.42	19.20	113.62	68.20	45.42	Peak	No Limit
7	5526.6000	86.64	19.20	105.84	999.00	-893.16	AVG	No Limit

REMARKS:

- (1) Measurement Value = Reading Level + Correct Factor.
- (2) Margin Level = Measurement Value - Limit Value.



Test Mode	UNII-2C_TX AX(HE80) Mode 5530 MHz	Polarization	Vertical
-----------	-----------------------------------	--------------	----------

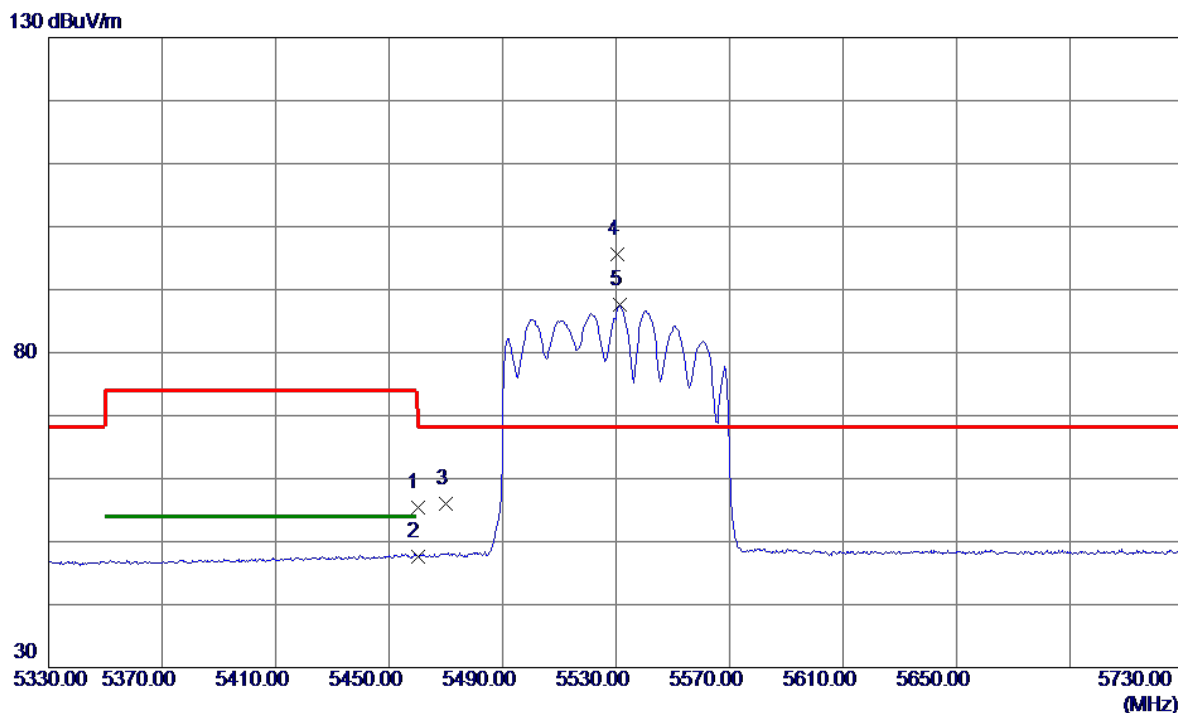


No.	Freq. MHz	Reading Level dBuV/m	Correct Factor dB	Measure ment dBuV/m	Limit dBuV/m	Margin dB	Detector	Comment
1	11057.5850	45.45	16.15	61.60	74.00	-12.40	Peak	
2 *	11059.4550	31.87	16.15	48.02	54.00	-5.98	AVG	

**REMARKS:**

- (1) Measurement Value = Reading Level + Correct Factor.
- (2) Margin Level = Measurement Value - Limit Value.

Test Mode	UNII-2C_TX AX(HE80) Mode 5530 MHz	Polarization	Horizontal
-----------	-----------------------------------	--------------	------------

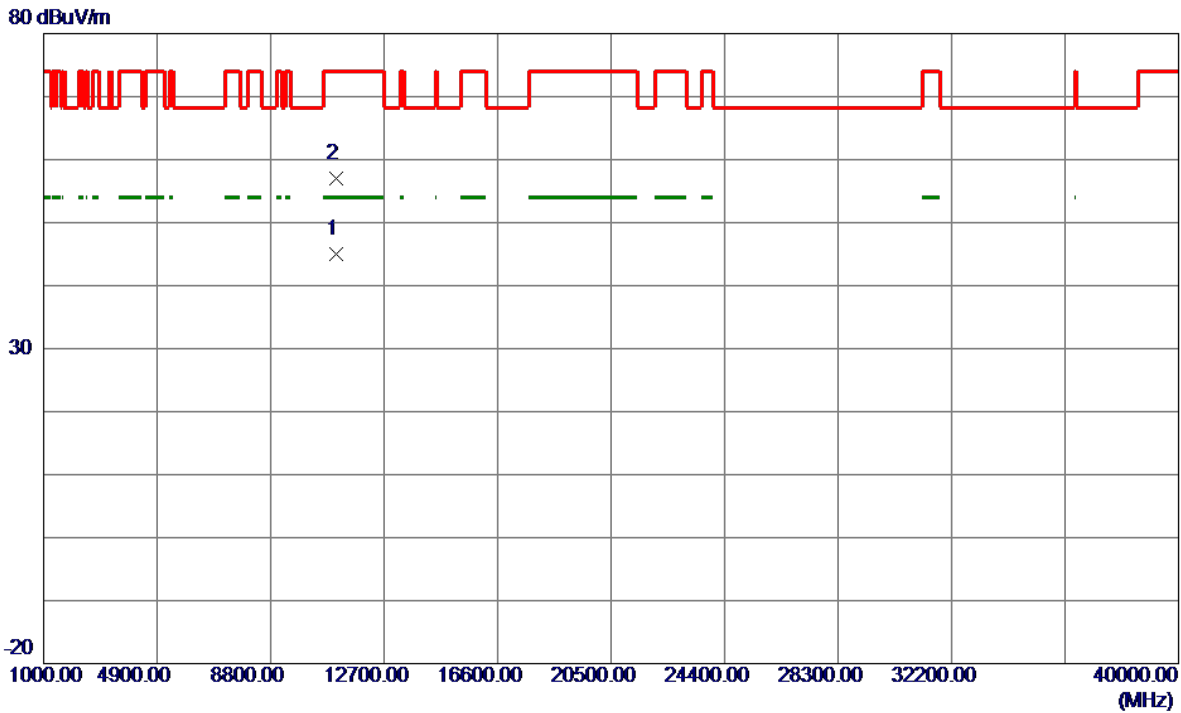


No.	Freq. MHz	Reading Level dBuV/m	Correct Factor dB	Measure ment dBuV/m	Limit dBuV/m	Margin dB	Detector	Comment
1	5460.0000	36.45	19.00	55.45	74.00	-18.55	Peak	
2	5460.0000	28.63	19.00	47.63	54.00	-6.37	AVG	
3	5470.0000	37.06	19.03	56.09	68.20	-12.11	Peak	
4 *	5530.4000	76.42	19.21	95.63	68.20	27.43	Peak	No Limit
5	5531.4000	68.33	19.21	87.54	999.00	-911.46	AVG	No Limit

REMARKS:

- (1) Measurement Value = Reading Level + Correct Factor.
- (2) Margin Level = Measurement Value - Limit Value.

Test Mode	UNII-2C_TX AX(HE80) Mode 5530 MHz	Polarization	Horizontal
-----------	-----------------------------------	--------------	------------

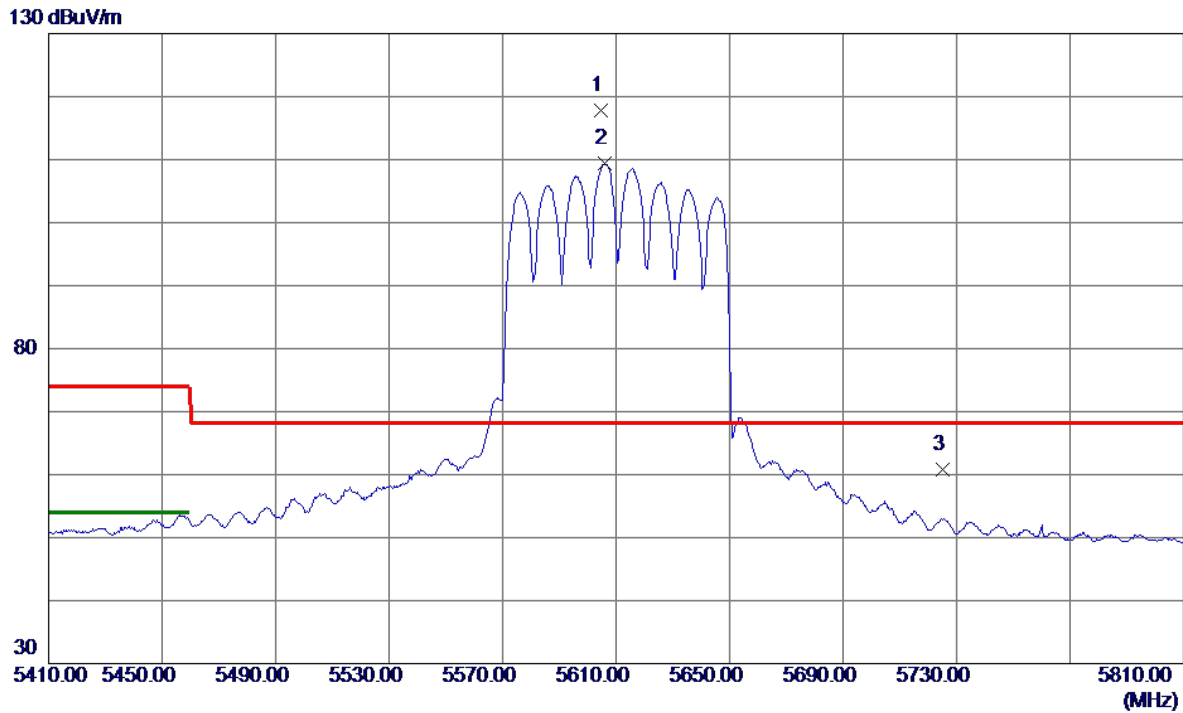


No.	Freq. MHz	Reading Level dBuV/m	Correct Factor dB	Measure ment dBuV/m	Limit dBuV/m	Margin dB	Detector	Comment
1 *	11058.8400	28.82	16.15	44.97	54.00	-9.03	AVG	
2	11059.8300	40.84	16.15	56.99	74.00	-17.01	Peak	

**REMARKS:**

- (1) Measurement Value = Reading Level + Correct Factor.
- (2) Margin Level = Measurement Value - Limit Value.

Test Mode	UNII-2C_TX AX(HE80) Mode 5610 MHz	Polarization	Vertical
-----------	-----------------------------------	--------------	----------

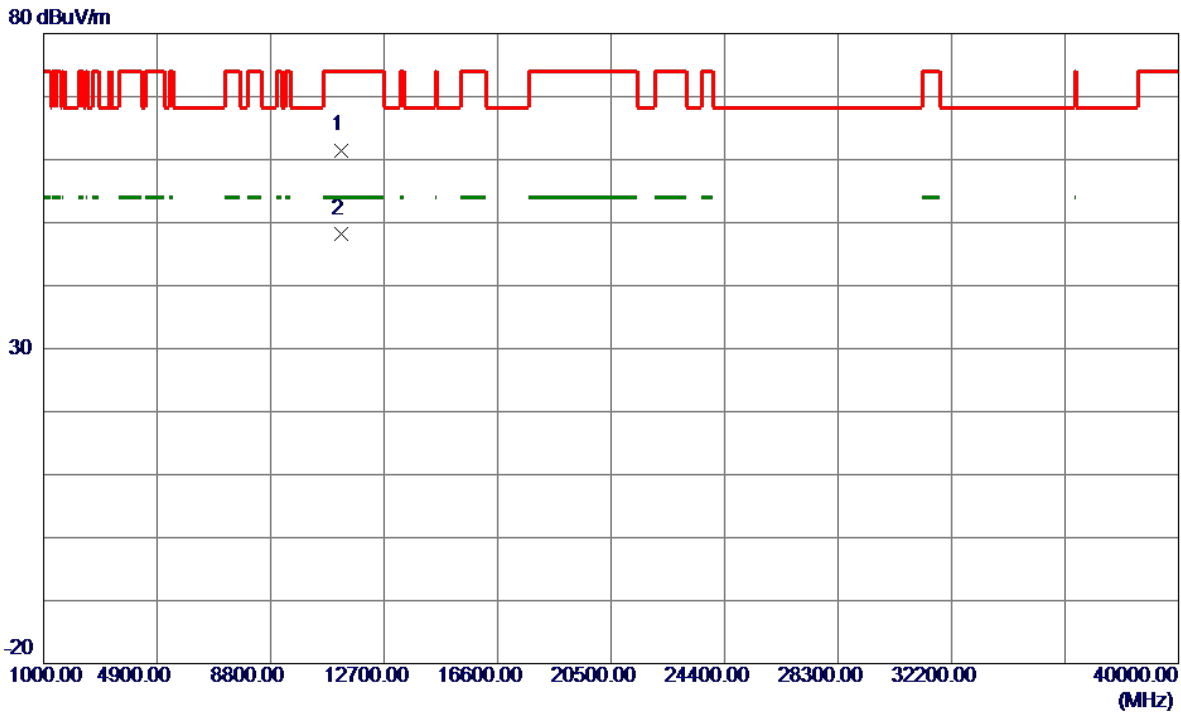


No.	Freq. MHz	Reading Level dBuV/m	Correct Factor dB	Measure ment dBuV/m	Limit dBuV/m	Margin dB	Detector	Comment
1 *	5604.6000	98.38	19.41	117.79	68.20	49.59	Peak	No Limit
2	5606.2000	90.01	19.42	109.43	999.00	-889.57	AVG	No Limit
3	5725.0000	41.01	19.75	60.76	68.20	-7.44	Peak	

**REMARKS:**

- (1) Measurement Value = Reading Level + Correct Factor.
- (2) Margin Level = Measurement Value - Limit Value.

Test Mode	UNII-2C_TX AX(HE80) Mode 5610 MHz	Polarization	Vertical
-----------	-----------------------------------	--------------	----------

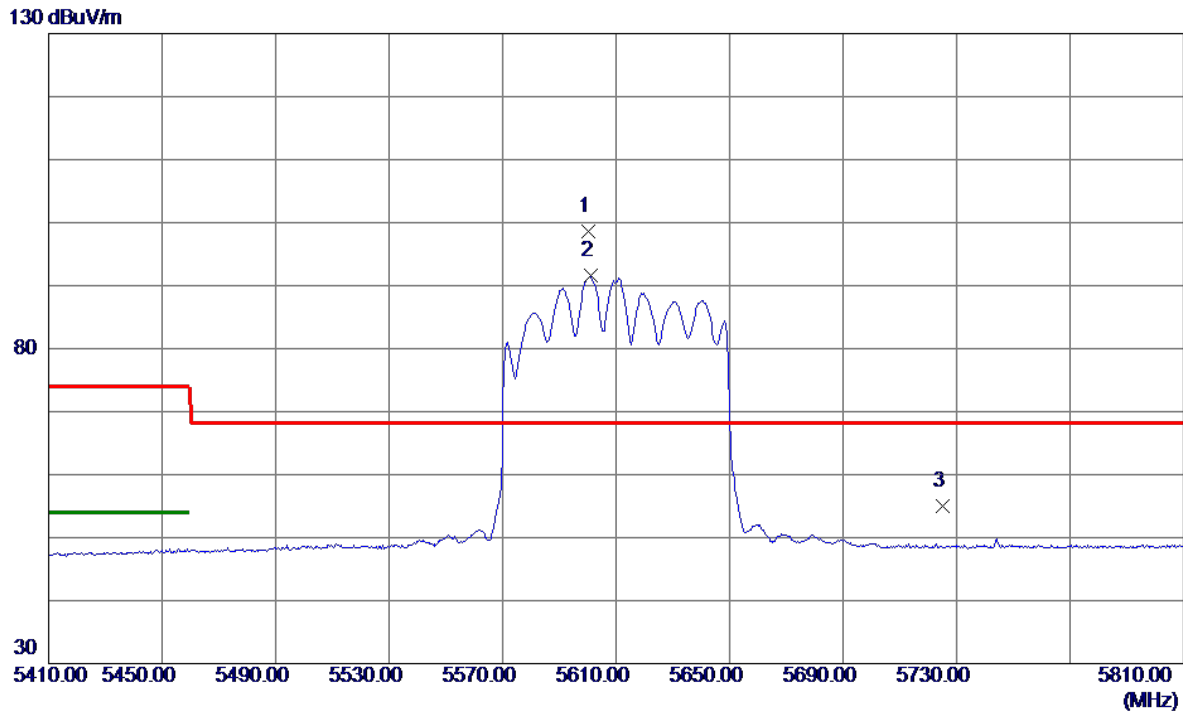


No.	Freq. MHz	Reading Level dBuV/m	Correct Factor dB	Measure ment dBuV/m	Limit dBuV/m	Margin dB	Detector	Comment
1	11217.9200	45.17	16.33	61.50	74.00	-12.50	Peak	
2 *	11218.2450	31.87	16.33	48.20	54.00	-5.80	AVG	

**REMARKS:**

- (1) Measurement Value = Reading Level + Correct Factor.
- (2) Margin Level = Measurement Value - Limit Value.

Test Mode	UNII-2C_TX AX(HE80) Mode 5610 MHz	Polarization	Horizontal
-----------	-----------------------------------	--------------	------------

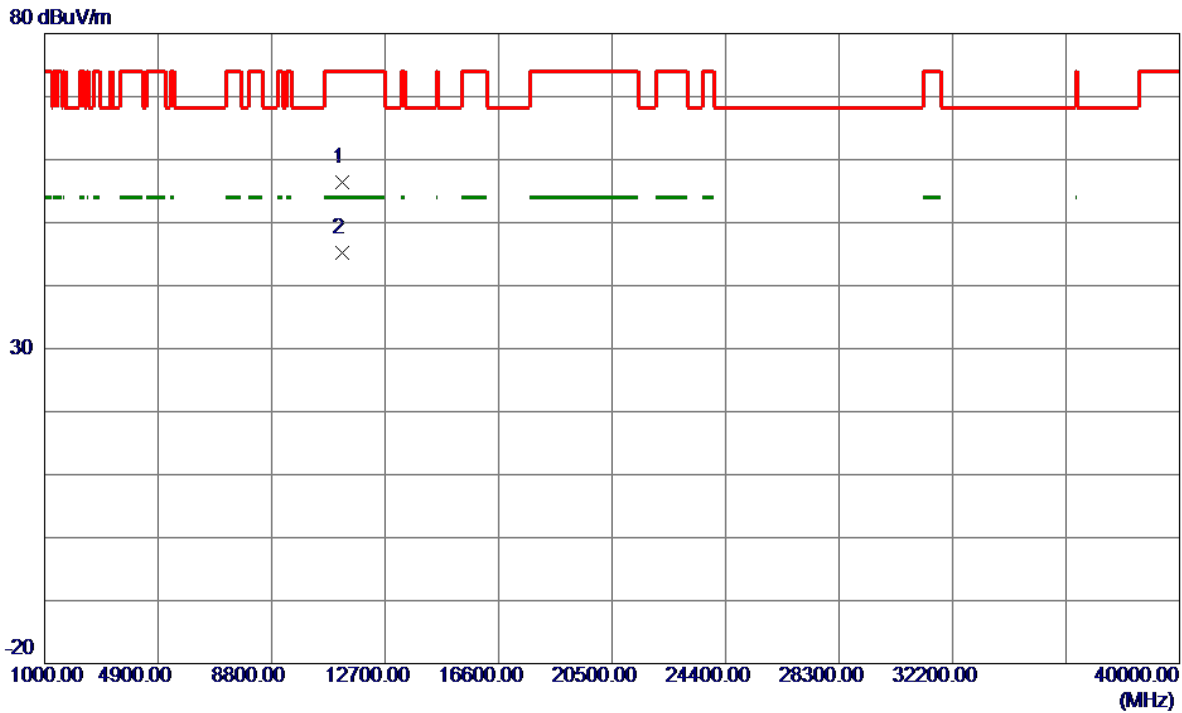


No.	Freq. MHz	Reading Level dBuV/m	Correct Factor dB	Measure ment dBuV/m	Limit dBuV/m	Margin dB	Detector	Comment
1 *	5600.4000	79.18	19.40	98.58	68.20	30.38	Peak	No Limit
2	5601.0000	72.13	19.40	91.53	999.00	-907.47	AVG	No Limit
3	5725.0000	35.23	19.75	54.98	68.20	-13.22	Peak	

REMARKS:

- (1) Measurement Value = Reading Level + Correct Factor.
- (2) Margin Level = Measurement Value - Limit Value.

Test Mode	UNII-2C_TX AX(HE80) Mode 5610 MHz	Polarization	Horizontal
-----------	-----------------------------------	--------------	------------

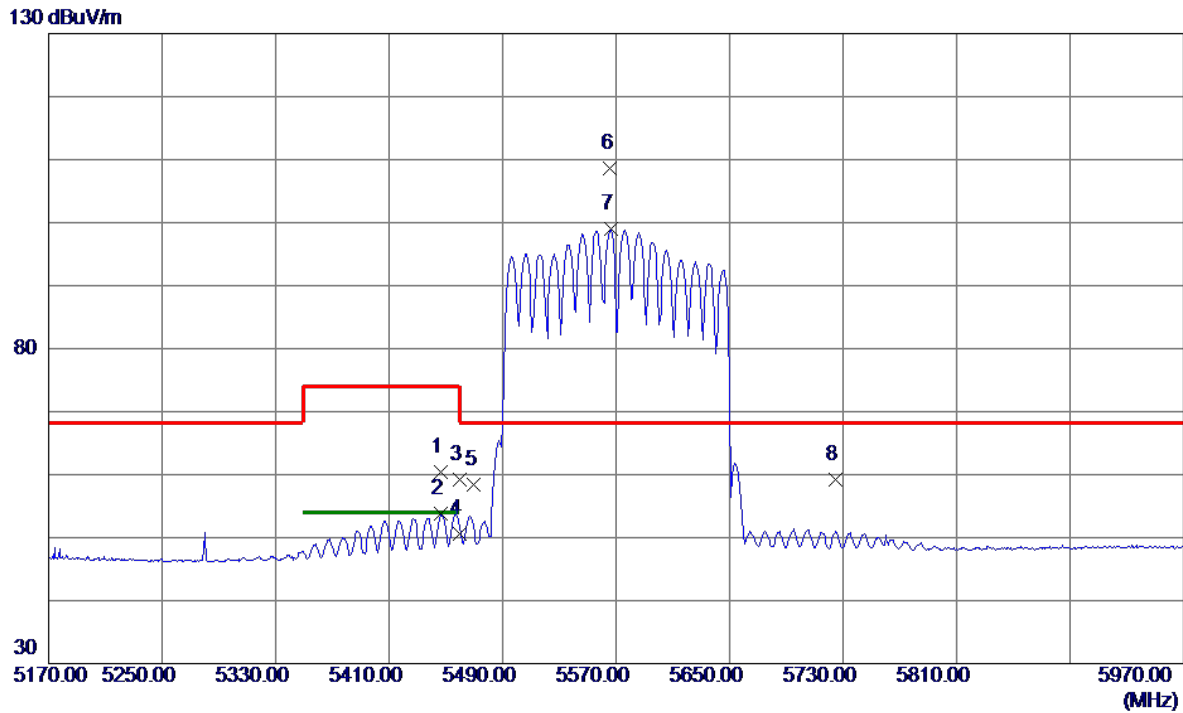


No.	Freq. MHz	Reading Level dBuV/m	Correct Factor dB	Measure ment dBuV/m	Limit dBuV/m	Margin dB	Detector	Comment
1	11217.9300	40.03	16.33	56.36	74.00	-17.64	Peak	
2 *	11218.3450	28.79	16.33	45.12	54.00	-8.88	AVG	

**REMARKS:**

- (1) Measurement Value = Reading Level + Correct Factor.
- (2) Margin Level = Measurement Value - Limit Value.

Test Mode	UNII-2C_TX AX(HE160) Mode 5570 MHz	Polarization	Vertical
-----------	------------------------------------	--------------	----------



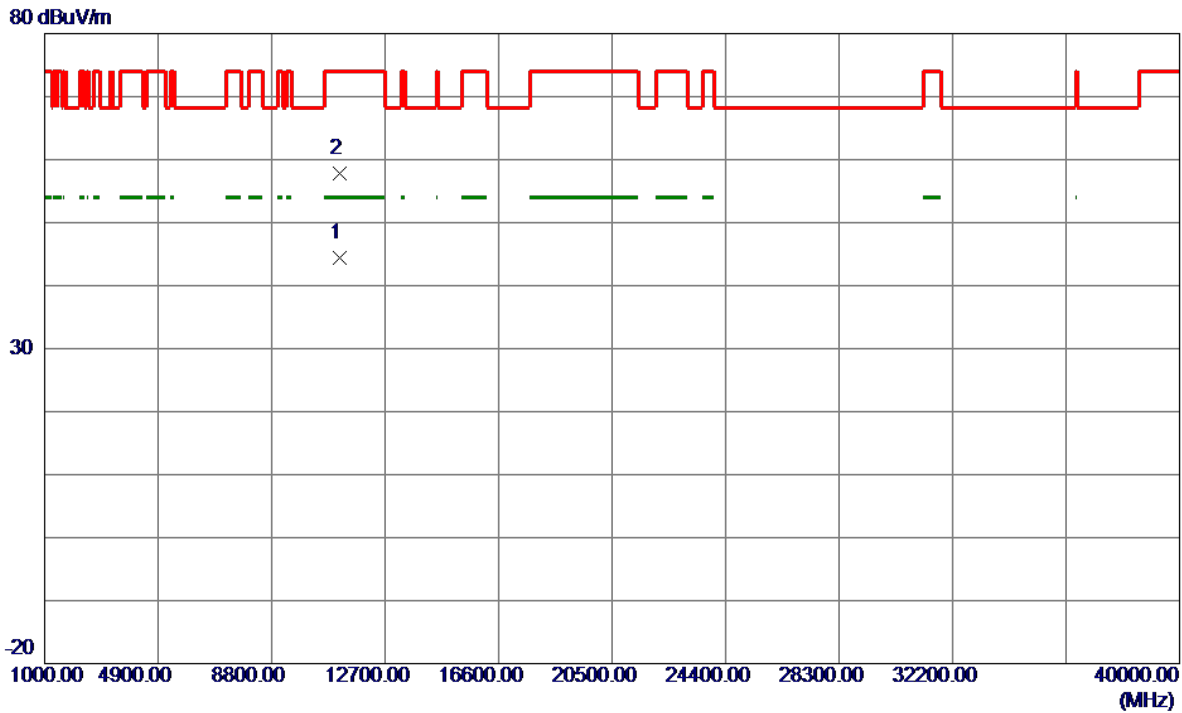
No.	Freq. MHz	Reading Level dBuV/m	Correct Factor dB	Measure ment dBuV/m	Limit dBuV/m	Margin dB	Detector	Comment
1	5446.8000	41.50	18.96	60.46	74.00	-13.54	Peak	
2	5446.8000	34.87	18.96	53.83	54.00	-0.17	AVG	
3	5460.0000	40.21	19.00	59.21	74.00	-14.79	Peak	
4	5460.0000	31.60	19.00	50.60	54.00	-3.40	AVG	
5	5470.0000	39.43	19.03	58.46	68.20	-9.74	Peak	
6 *	5566.0000	89.36	19.31	108.67	68.20	40.47	Peak	No Limit
7	5566.4000	79.59	19.31	98.90	999.00	-900.10	AVG	No Limit
8	5725.0000	39.43	19.75	59.18	68.20	-9.02	Peak	

REMARKS:

- (1) Measurement Value = Reading Level + Correct Factor.
- (2) Margin Level = Measurement Value - Limit Value.



Test Mode	UNII-2C_TX AX(HE160) Mode 5570 MHz	Polarization	Vertical
-----------	------------------------------------	--------------	----------

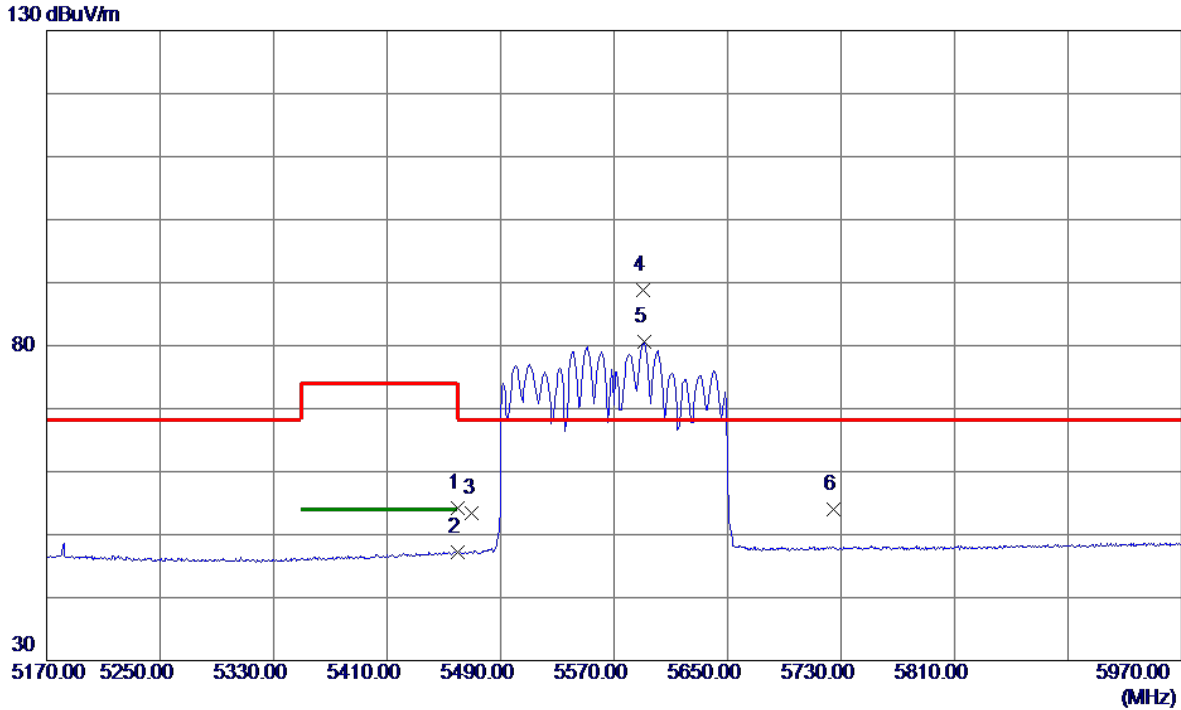


No.	Freq. MHz	Reading Level dBuV/m	Correct Factor dB	Measure ment dBuV/m	Limit dBuV/m	Margin dB	Detector	Comment
1 *	11138.4700	28.21	16.24	44.45	54.00	-9.55	AVG	
2	11139.7500	41.65	16.24	57.89	74.00	-16.11	Peak	

**REMARKS:**

- (1) Measurement Value = Reading Level + Correct Factor.
- (2) Margin Level = Measurement Value - Limit Value.

Test Mode	UNII-2C_TX AX(HE160) Mode 5570 MHz	Polarization	Horizontal
-----------	------------------------------------	--------------	------------

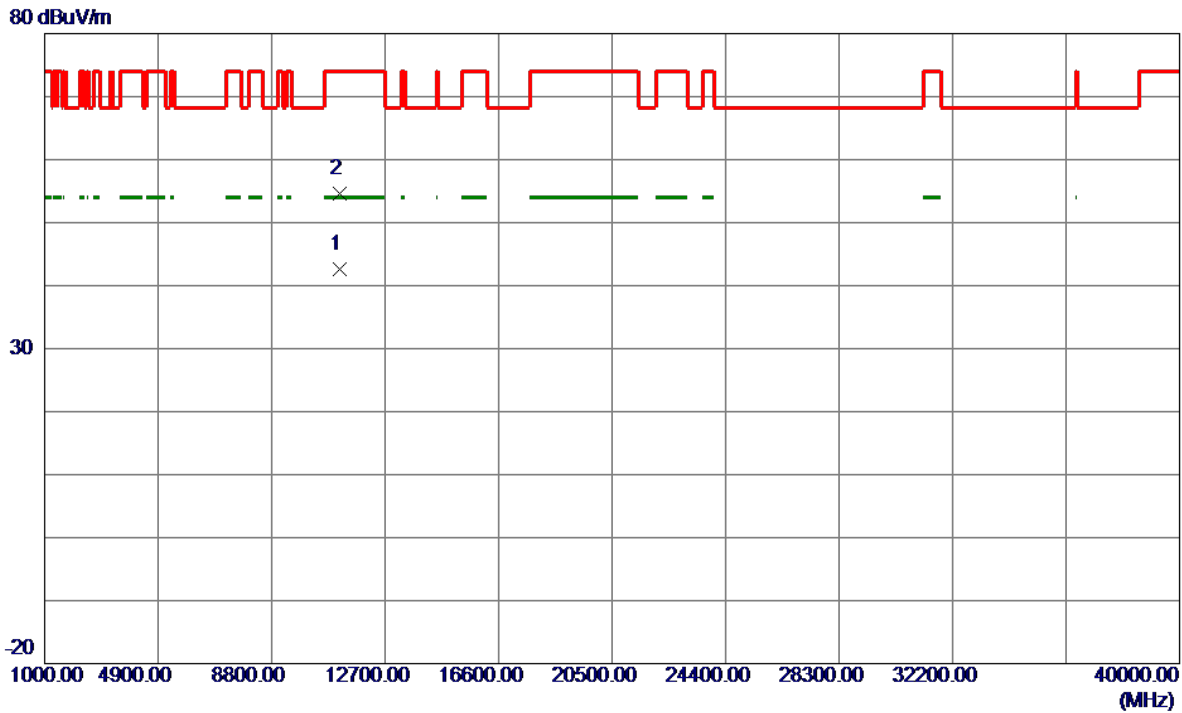


No.	Freq. MHz	Reading Level dBuV/m	Correct Factor dB	Measure ment dBuV/m	Limit dBuV/m	Margin dB	Detector	Comment
1	5460.0000	35.20	19.00	54.20	74.00	-19.80	Peak	
2	5460.0000	28.21	19.00	47.21	54.00	-6.79	AVG	
3	5470.0000	34.33	19.03	53.36	68.20	-14.84	Peak	
4 *	5590.4000	69.35	19.38	88.73	68.20	20.53	Peak	No Limit
5	5591.2000	61.31	19.38	80.69	999.00	-918.31	AVG	No Limit
6	5725.0000	34.33	19.75	54.08	68.20	-14.12	Peak	

REMARKS:

- (1) Measurement Value = Reading Level + Correct Factor.
- (2) Margin Level = Measurement Value - Limit Value.

Test Mode	UNII-2C_TX AX(HE160) Mode 5570 MHz	Polarization	Horizontal
-----------	------------------------------------	--------------	------------

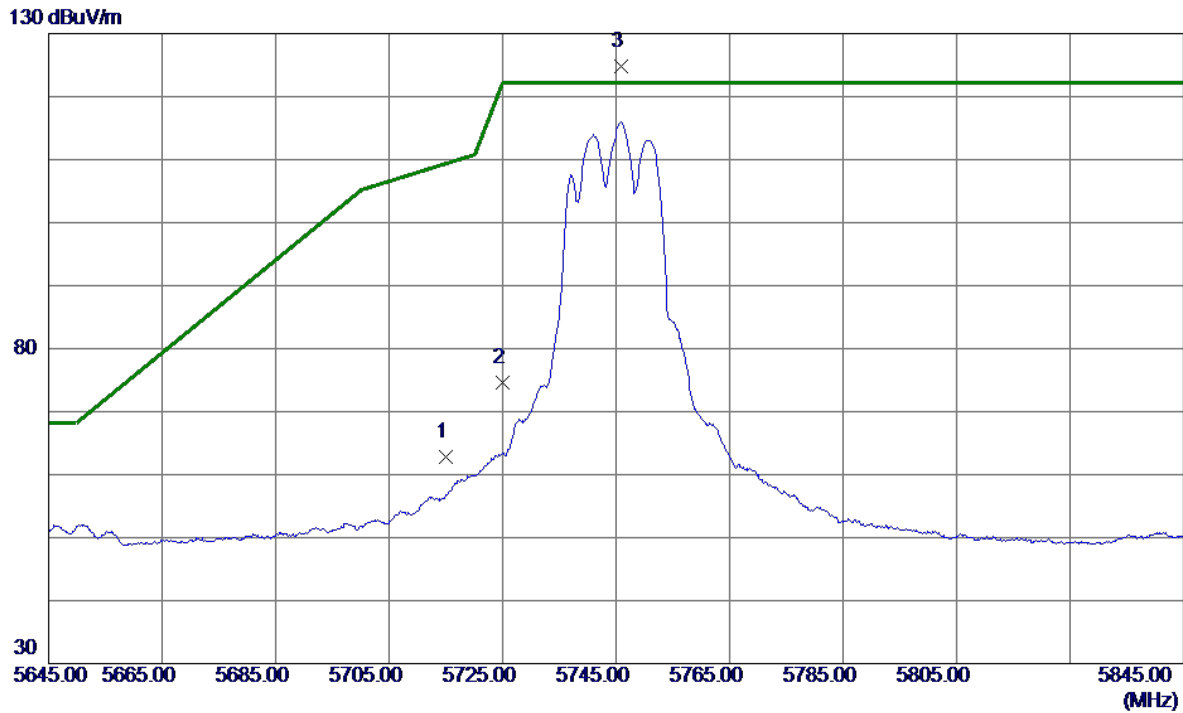


No.	Freq. MHz	Reading Level dBuV/m	Correct Factor dB	Measure ment dBuV/m	Limit dBuV/m	Margin dB	Detector	Comment
1 *	11137.7950	26.29	16.24	42.53	54.00	-11.47	AVG	
2	11138.4700	38.35	16.24	54.59	74.00	-19.41	Peak	

**REMARKS:**

- (1) Measurement Value = Reading Level + Correct Factor.
- (2) Margin Level = Measurement Value - Limit Value.

Test Mode	UNII-3_TX A Mode 5745 MHz	Polarization	Vertical
-----------	---------------------------	--------------	----------

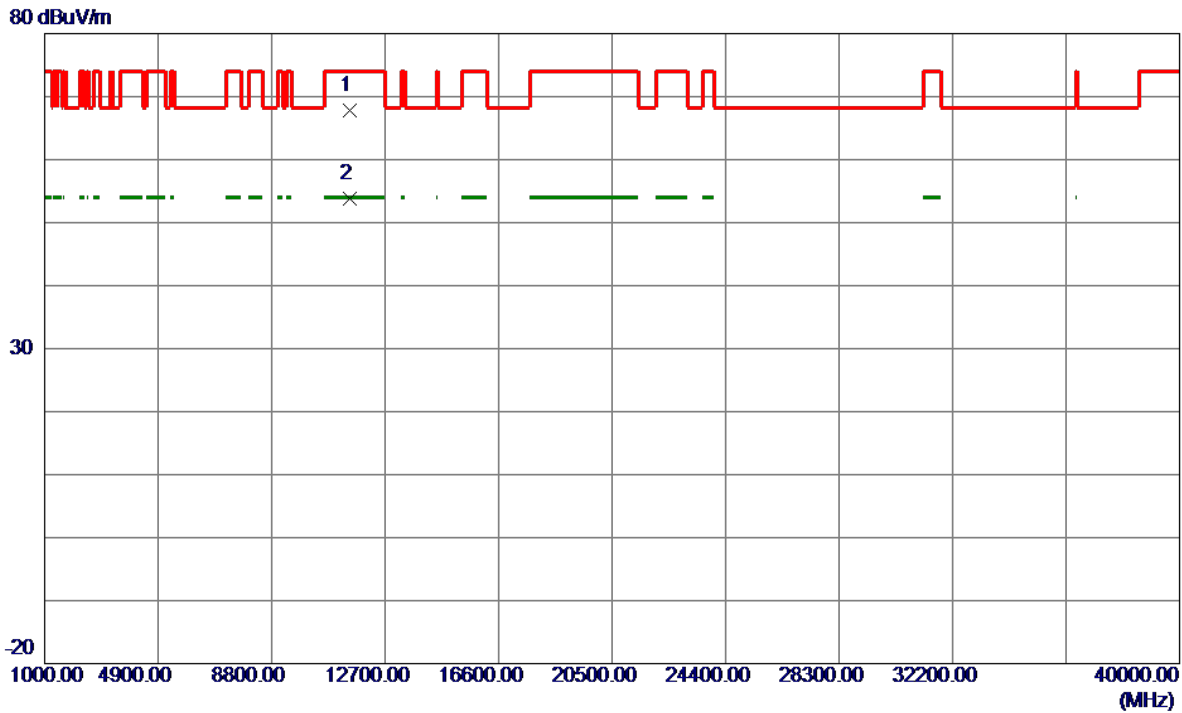


No.	Freq. MHz	Reading Level dBuV/m	Correct Factor dB	Measure ment dBuV/m	Limit dBuV/m	Margin dB	Detector	Comment
1	5715.0000	43.09	19.72	62.81	109.40	-46.59	Peak	
2	5725.0000	54.82	19.75	74.57	122.20	-47.63	Peak	
3 *	5745.8000	105.08	19.81	124.89	122.20	2.69	Peak	No Limit

**REMARKS:**

- (1) Measurement Value = Reading Level + Correct Factor.
- (2) Margin Level = Measurement Value - Limit Value.

Test Mode	UNII-3_TX A Mode 5745 MHz	Polarization	Vertical
-----------	---------------------------	--------------	----------

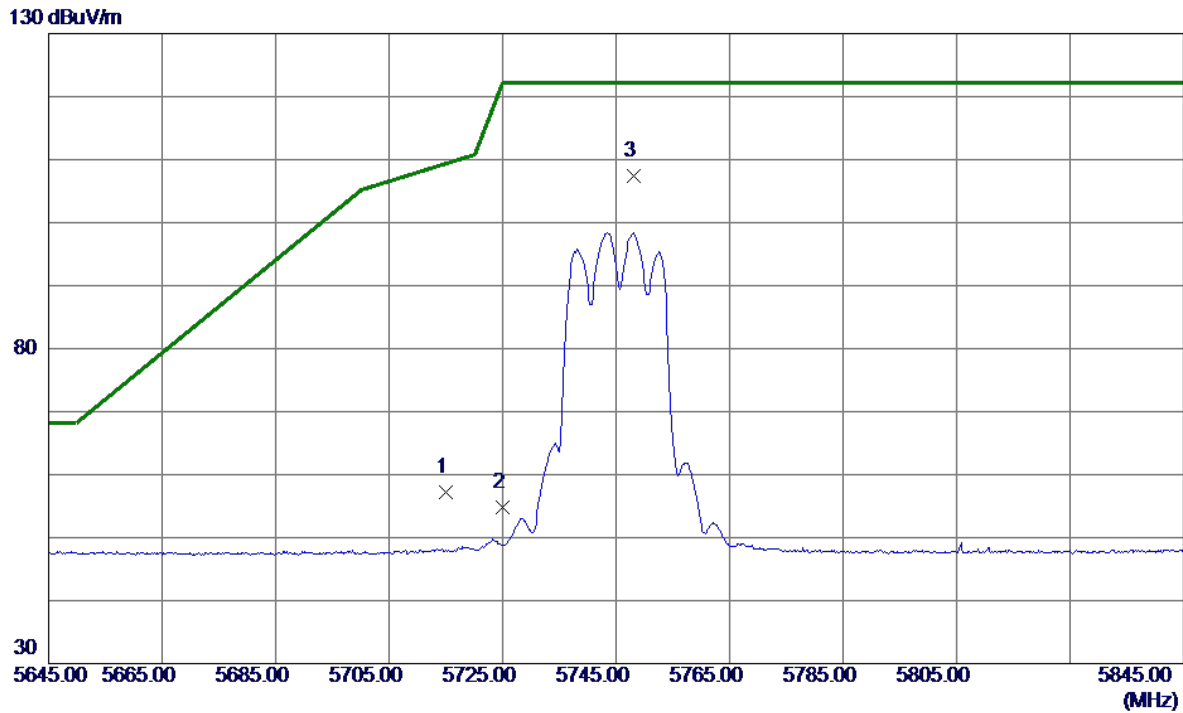


No.	Freq. MHz	Reading Level dBuV/m	Correct Factor dB	Measure ment dBuV/m	Limit dBuV/m	Margin dB	Detector	Comment
1	11491.4400	51.07	16.65	67.72	74.00	-6.28	Peak	
2 *	11491.8750	37.22	16.65	53.87	54.00	-0.13	AVG	

**REMARKS:**

- (1) Measurement Value = Reading Level + Correct Factor.
- (2) Margin Level = Measurement Value - Limit Value.

Test Mode	UNII-3_TX A Mode 5745 MHz	Polarization	Horizontal
-----------	---------------------------	--------------	------------

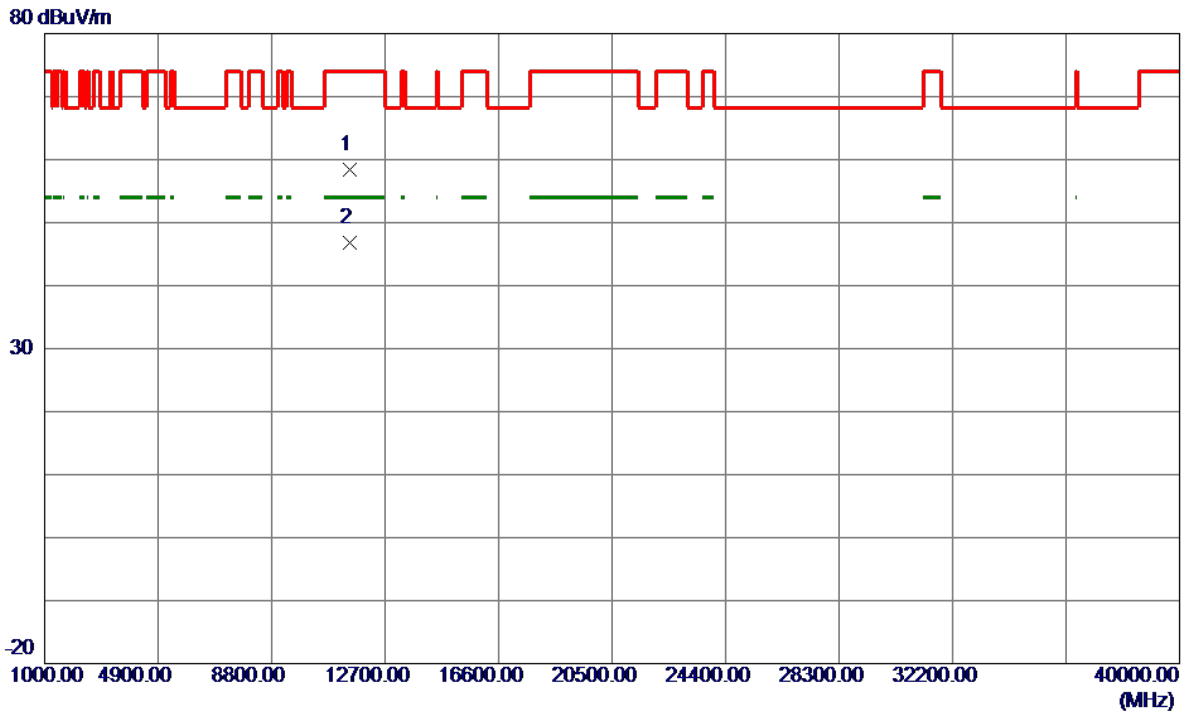


No.	Freq. MHz	Reading Level dBuV/m	Correct Factor dB	Measure ment dBuV/m	Limit dBuV/m	Margin dB	Detector	Comment
1	5715.0000	37.48	19.72	57.20	109.40	-52.20	Peak	
2	5725.0000	35.06	19.75	54.81	122.20	-67.39	Peak	
3 *	5748.1000	87.63	19.82	107.45	122.20	-14.75	Peak	No Limit

**REMARKS:**

- (1) Measurement Value = Reading Level + Correct Factor.
- (2) Margin Level = Measurement Value - Limit Value.

Test Mode	UNII-3_TX A Mode 5745 MHz	Polarization	Horizontal
-----------	---------------------------	--------------	------------

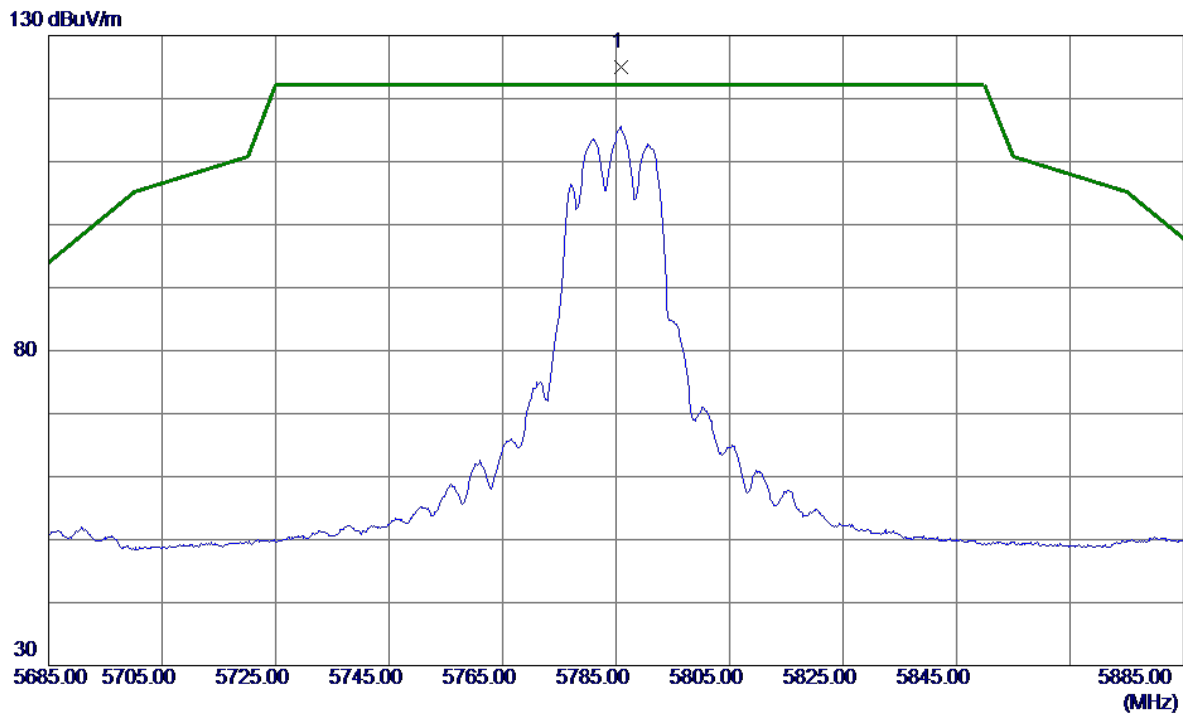


No.	Freq. MHz	Reading Level dBuV/m	Correct Factor dB	Measure ment dBuV/m	Limit dBuV/m	Margin dB	Detector	Comment
1	11490.8200	41.76	16.65	58.41	74.00	-15.59	Peak	
2 *	11491.6830	30.12	16.65	46.77	54.00	-7.23	AVG	

**REMARKS:**

- (1) Measurement Value = Reading Level + Correct Factor.
- (2) Margin Level = Measurement Value - Limit Value.

Test Mode	UNII-3_TX A Mode 5785 MHz	Polarization	Vertical
-----------	---------------------------	--------------	----------



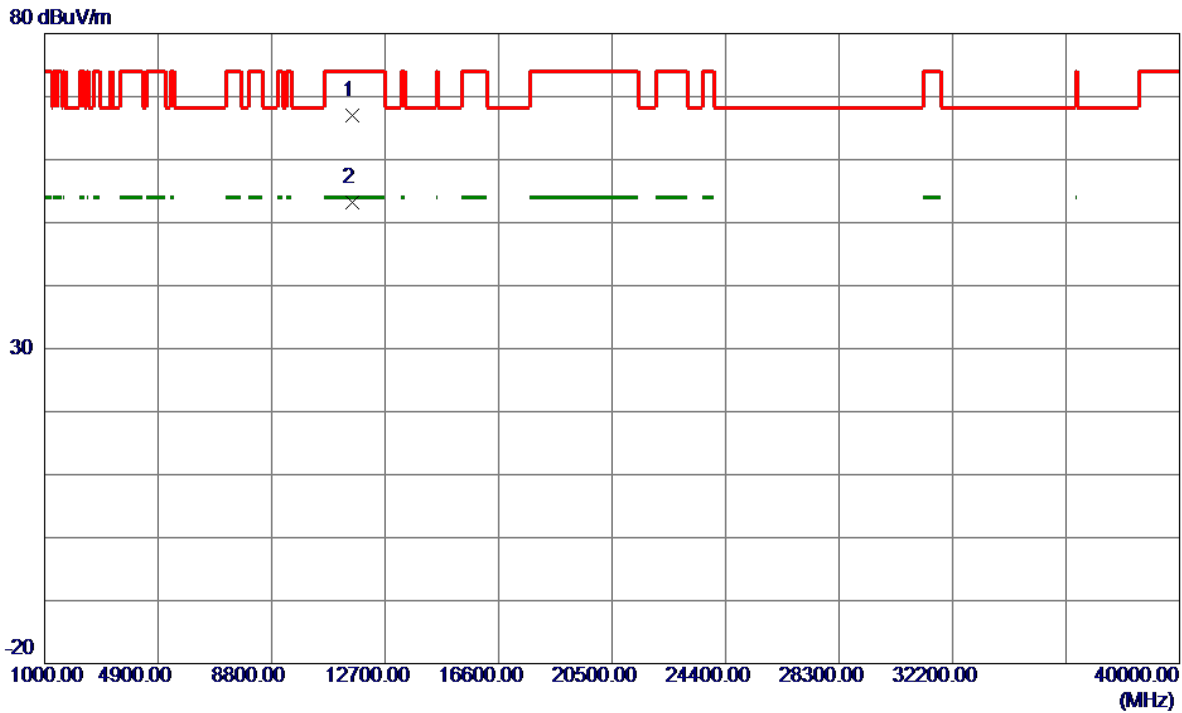
No.	Freq. MHz	Reading Level dBuV/m	Correct Factor dB	Measure ment dBuV/m	Limit dBuV/m	Margin dB	Detector	Comment
1 *	5785.8000	105.00	19.92	124.92	122.20	2.72	Peak	No Limit

**REMARKS:**

- (1) Measurement Value = Reading Level + Correct Factor.
- (2) Margin Level = Measurement Value - Limit Value.



Test Mode	UNII-3_TX A Mode 5785 MHz	Polarization	Vertical
-----------	---------------------------	--------------	----------

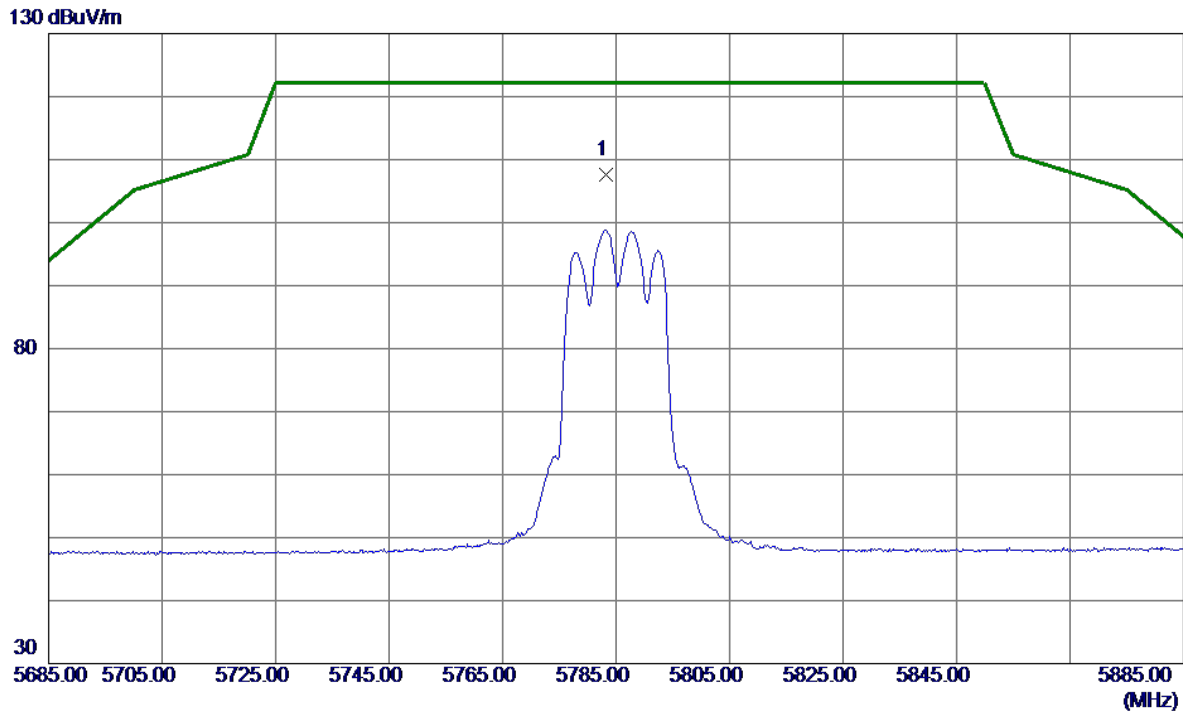


No.	Freq. MHz	Reading Level dBuV/m	Correct Factor dB	Measure ment dBuV/m	Limit dBuV/m	Margin dB	Detector	Comment
1	11570.8750	50.35	16.73	67.08	74.00	-6.92	Peak	
2 *	11571.5800	36.47	16.73	53.20	54.00	-0.80	AVG	

**REMARKS:**

- (1) Measurement Value = Reading Level + Correct Factor.
- (2) Margin Level = Measurement Value - Limit Value.

Test Mode	UNII-3_TX A Mode 5785 MHz	Polarization	Horizontal
-----------	---------------------------	--------------	------------

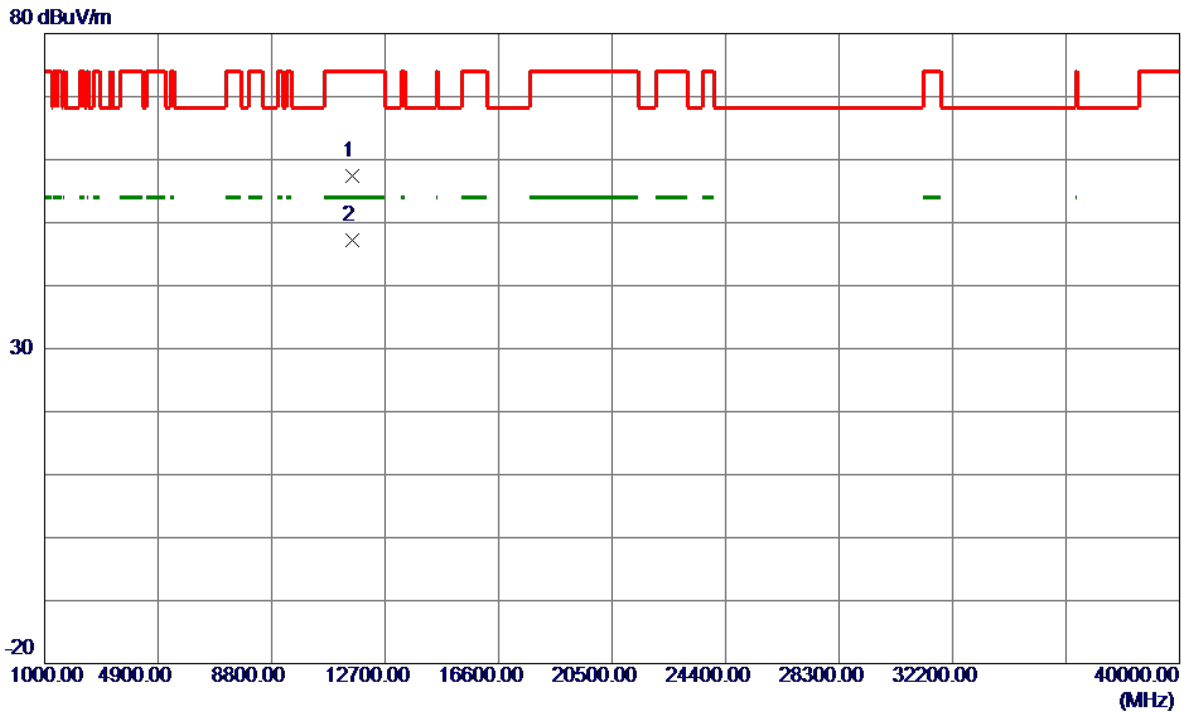


No.	Freq. MHz	Reading Level dBuV/m	Correct Factor dB	Measure ment dBuV/m	Limit dBuV/m	Margin dB	Detector	Comment
1 *	5783.3000	87.75	19.91	107.66	122.20	-14.54	Peak	No Limit

**REMARKS:**

- (1) Measurement Value = Reading Level + Correct Factor.
- (2) Margin Level = Measurement Value - Limit Value.

Test Mode	UNII-3_TX A Mode 5785 MHz	Polarization	Horizontal
-----------	---------------------------	--------------	------------

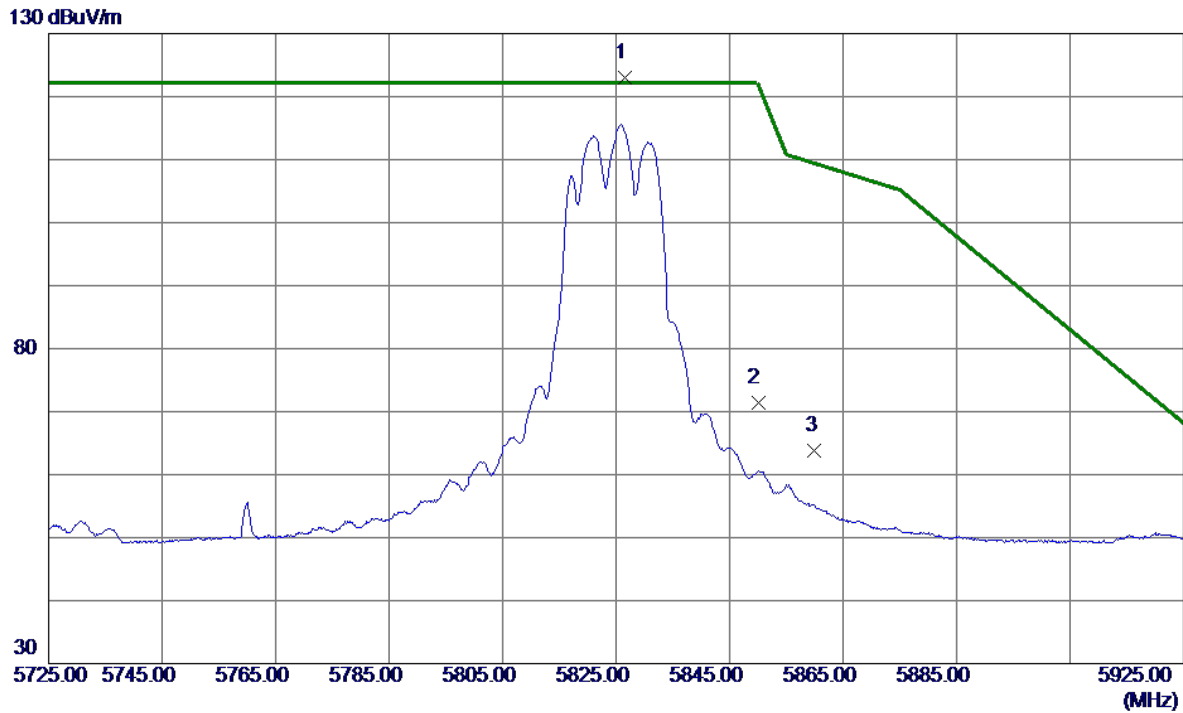


No.	Freq. MHz	Reading Level dBuV/m	Correct Factor dB	Measure ment dBuV/m	Limit dBuV/m	Margin dB	Detector	Comment
1	11571.0850	40.69	16.73	57.42	74.00	-16.58	Peak	
2 *	11571.5950	30.44	16.73	47.17	54.00	-6.83	AVG	

**REMARKS:**

- (1) Measurement Value = Reading Level + Correct Factor.
- (2) Margin Level = Measurement Value - Limit Value.

Test Mode	UNII-3_TX A Mode 5825 MHz	Polarization	Vertical
-----------	---------------------------	--------------	----------

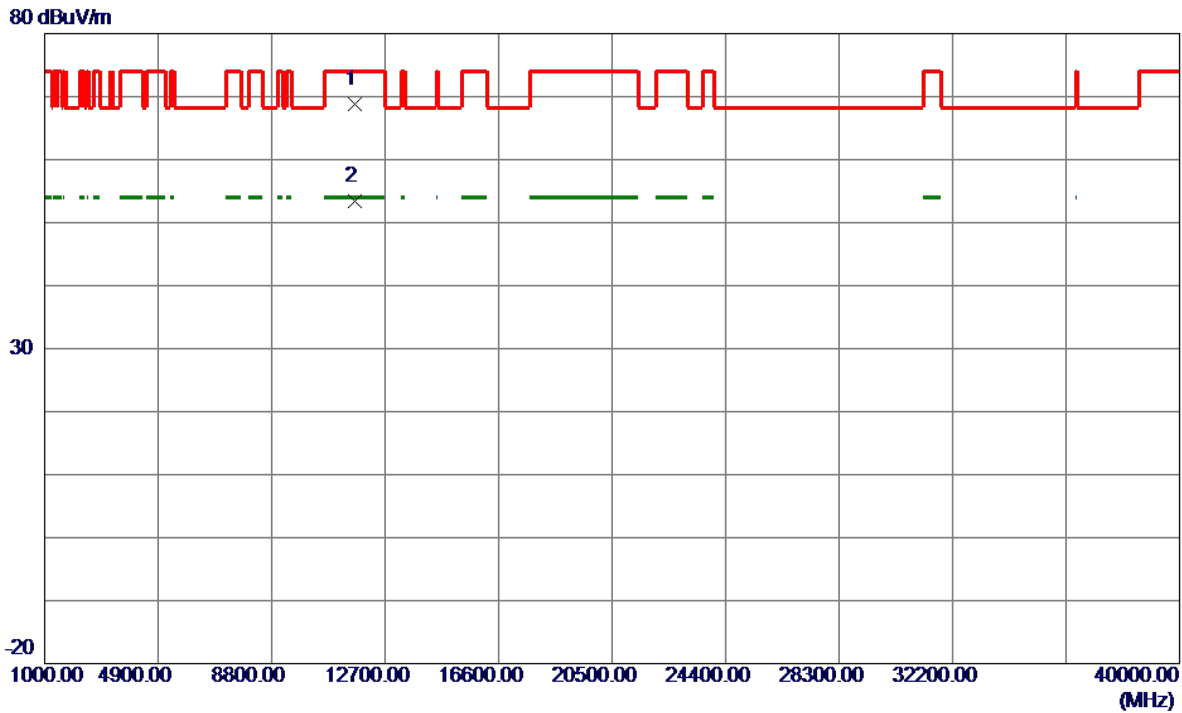


No.	Freq. MHz	Reading Level dBuV/m	Correct Factor dB	Measure ment dBuV/m	Limit dBuV/m	Margin dB	Detector	Comment
1 *	5826.5000	103.01	20.04	123.05	122.20	0.85	Peak	No Limit
2	5850.0000	51.34	20.10	71.44	122.20	-50.76	Peak	
3	5860.0000	43.75	20.13	63.88	109.40	-45.52	Peak	

**REMARKS:**

- (1) Measurement Value = Reading Level + Correct Factor.
- (2) Margin Level = Measurement Value - Limit Value.

Test Mode	UNII-3_TX A Mode 5825 MHz	Polarization	Vertical
-----------	---------------------------	--------------	----------

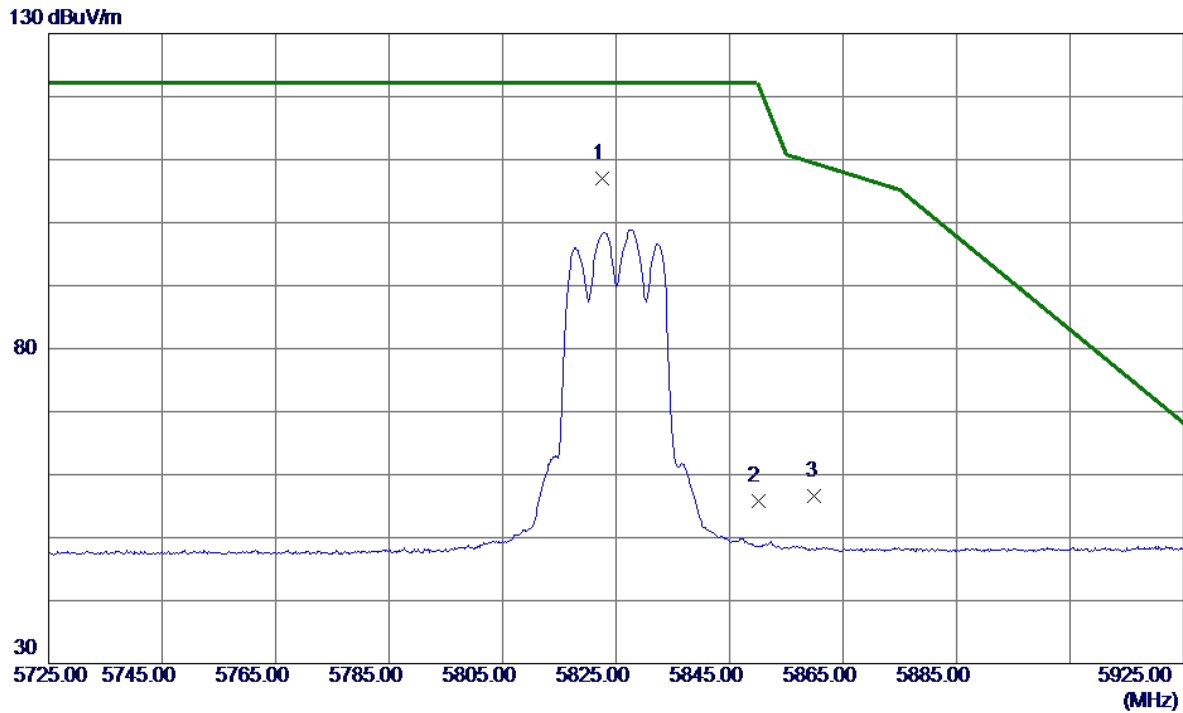


No.	Freq. MHz	Reading Level dBuV/m	Correct Factor dB	Measure ment dBuV/m	Limit dBuV/m	Margin dB	Detector	Comment
1	11651.3700	51.95	16.81	68.76	74.00	-5.24	Peak	
2 *	11651.8580	36.66	16.81	53.47	54.00	-0.53	AVG	

**REMARKS:**

- (1) Measurement Value = Reading Level + Correct Factor.
- (2) Margin Level = Measurement Value - Limit Value.

Test Mode	UNII-3_TX A Mode 5825 MHz	Polarization	Horizontal
-----------	---------------------------	--------------	------------

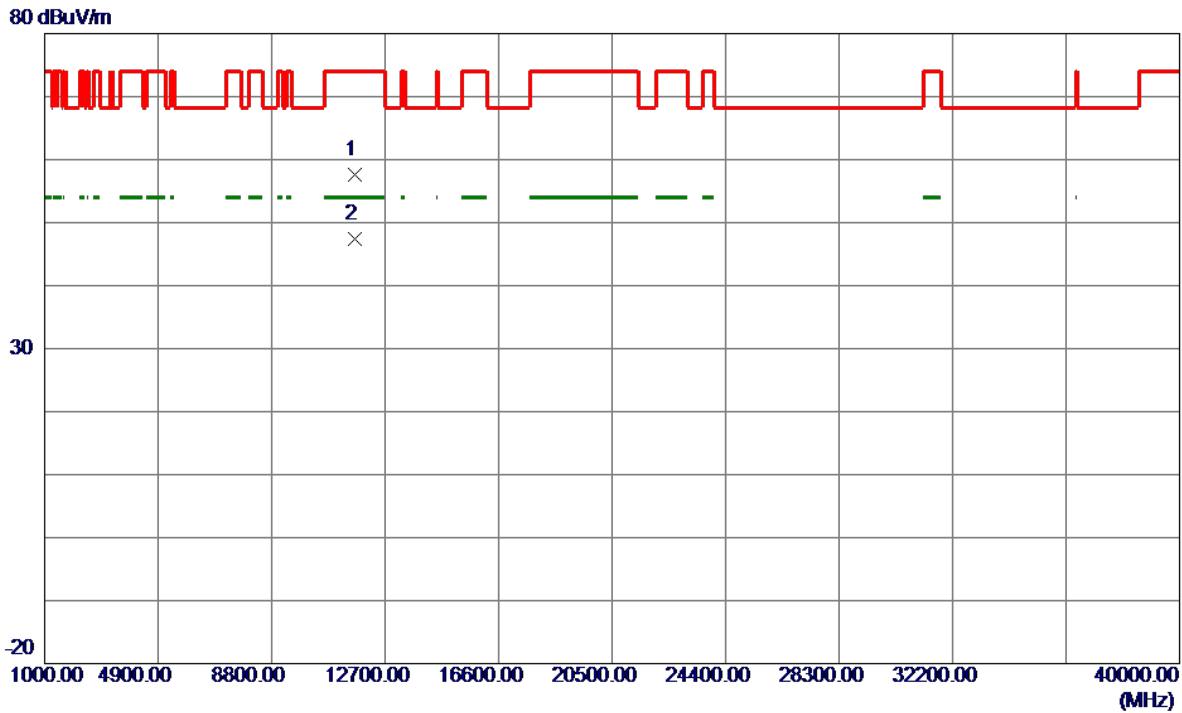


No.	Freq. MHz	Reading Level dBuV/m	Correct Factor dB	Measure ment dBuV/m	Limit dBuV/m	Margin dB	Detector	Comment
1 *	5822.5000	87.04	20.02	107.06	122.20	-15.14	Peak	No Limit
2	5850.0000	35.65	20.10	55.75	122.20	-66.45	Peak	
3	5860.0000	36.49	20.13	56.62	109.40	-52.78	Peak	

**REMARKS:**

- (1) Measurement Value = Reading Level + Correct Factor.
- (2) Margin Level = Measurement Value - Limit Value.

Test Mode	UNII-3_TX A Mode 5825 MHz	Polarization	Horizontal
-----------	---------------------------	--------------	------------

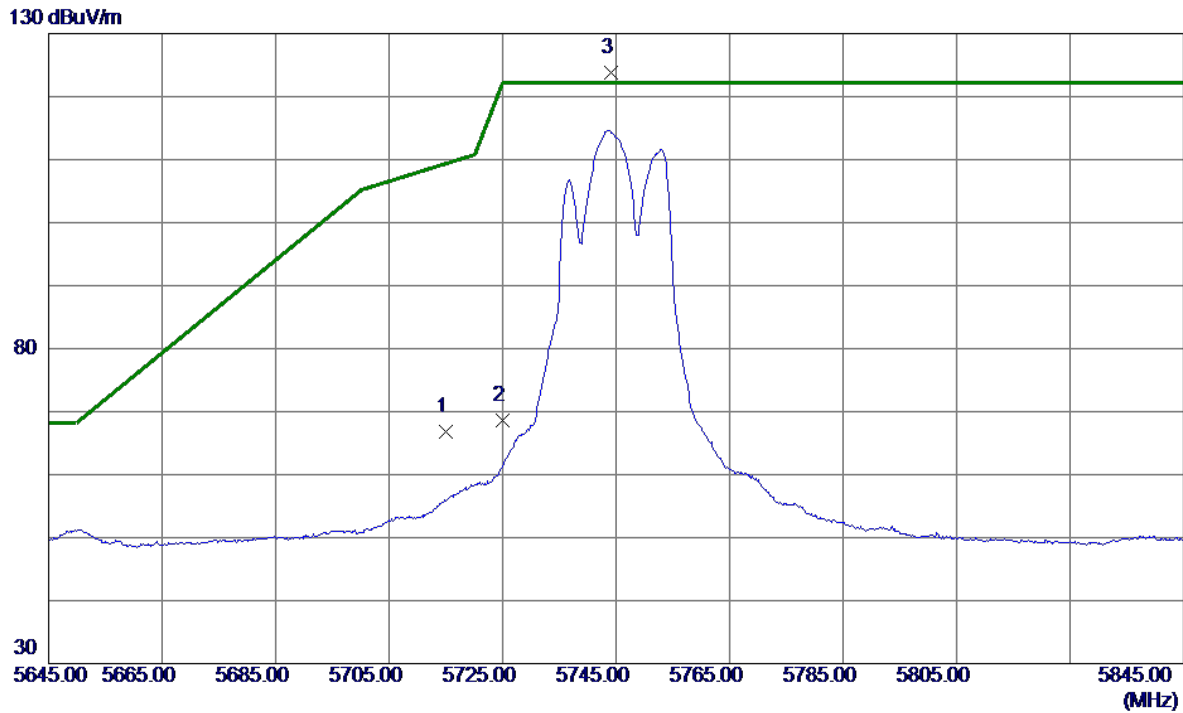


No.	Freq. MHz	Reading Level dBuV/m	Correct Factor dB	Measure ment dBuV/m	Limit dBuV/m	Margin dB	Detector	Comment
1	11651.3620	40.88	16.81	57.69	74.00	-16.31	Peak	
2 *	11651.7400	30.53	16.81	47.34	54.00	-6.66	AVG	

**REMARKS:**

- (1) Measurement Value = Reading Level + Correct Factor.
- (2) Margin Level = Measurement Value - Limit Value.

Test Mode	UNII-3_TX AC(VHT20) Mode 5745 MHz	Polarization	Vertical
-----------	-----------------------------------	--------------	----------



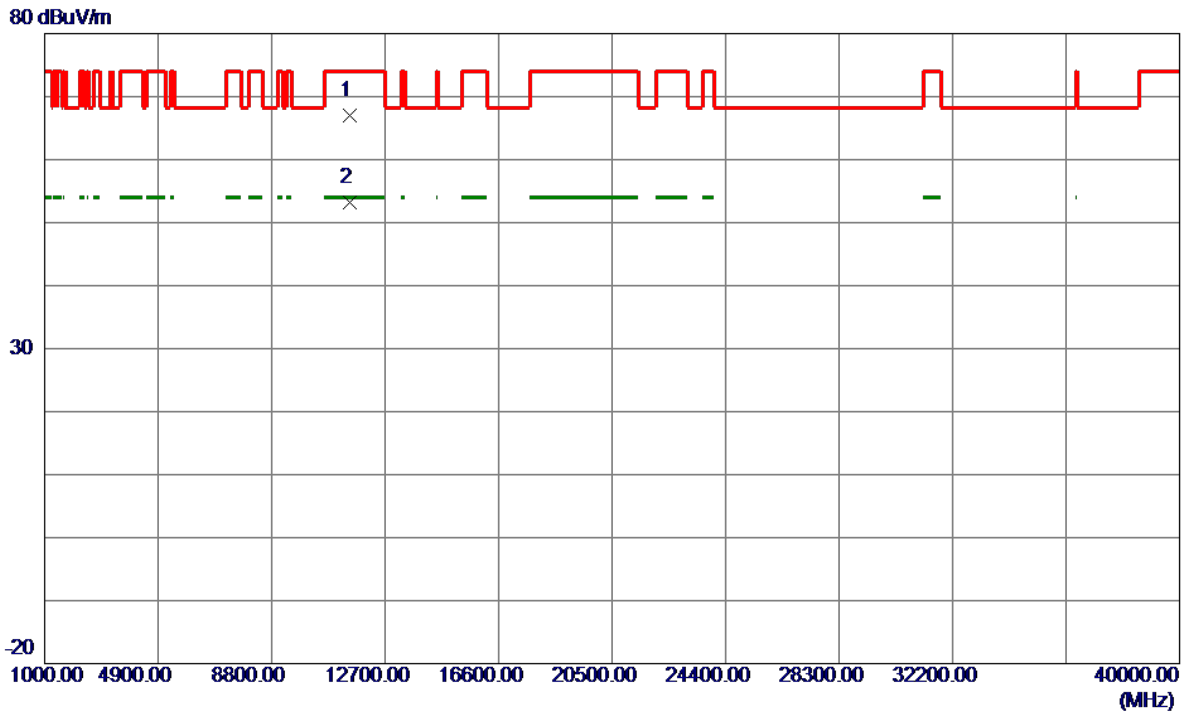
No.	Freq. MHz	Reading Level dBuV/m	Correct Factor dB	Measure ment dBuV/m	Limit dBuV/m	Margin dB	Detector	Comment
1	5715.0000	47.02	19.72	66.74	109.40	-42.66	Peak	
2	5725.0000	48.89	19.75	68.64	122.20	-53.56	Peak	
3 *	5744.2000	104.07	19.81	123.88	122.20	1.68	Peak	No Limit

**REMARKS:**

- (1) Measurement Value = Reading Level + Correct Factor.
- (2) Margin Level = Measurement Value - Limit Value.



Test Mode	UNII-3_TX AC(VHT20) Mode 5745 MHz	Polarization	Vertical
-----------	-----------------------------------	--------------	----------

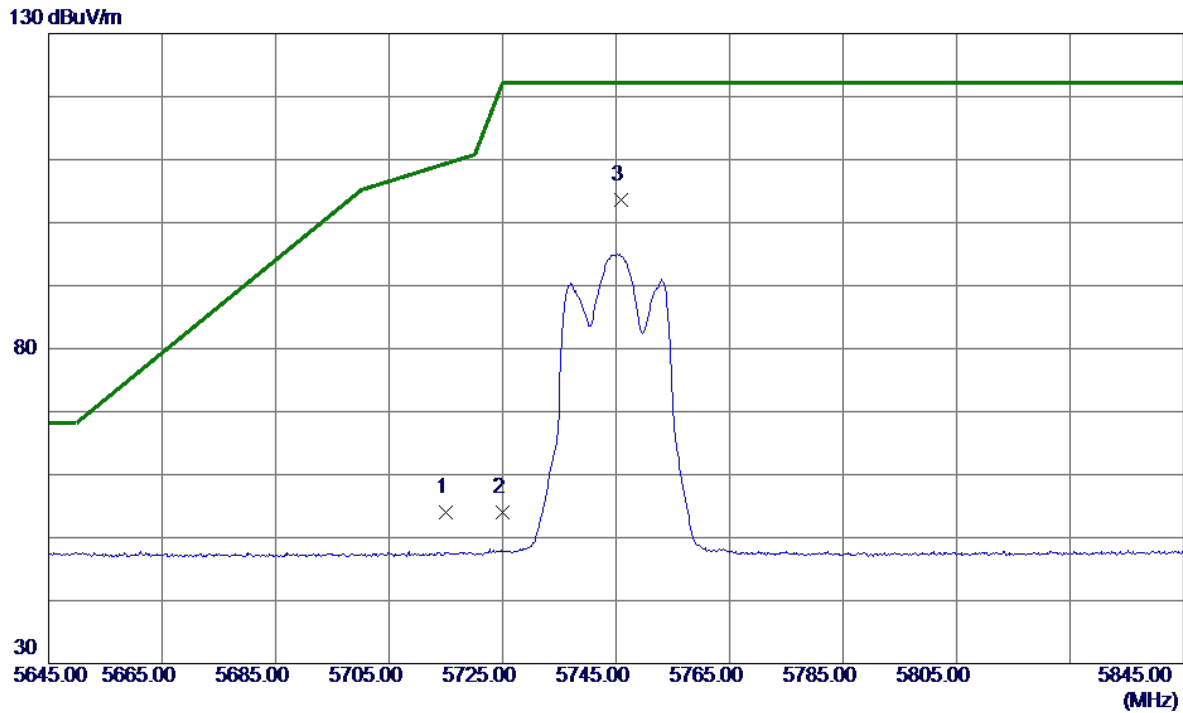


No.	Freq. MHz	Reading Level dBuV/m	Correct Factor dB	Measure ment dBuV/m	Limit dBuV/m	Margin dB	Detector	Comment
1	11492.4750	50.33	16.65	66.98	74.00	-7.02	Peak	
2 *	11492.4780	36.55	16.65	53.20	54.00	-0.80	AVG	

**REMARKS:**

- (1) Measurement Value = Reading Level + Correct Factor.
- (2) Margin Level = Measurement Value - Limit Value.

Test Mode	UNII-3_TX AC(VHT20) Mode 5745 MHz	Polarization	Horizontal
-----------	-----------------------------------	--------------	------------

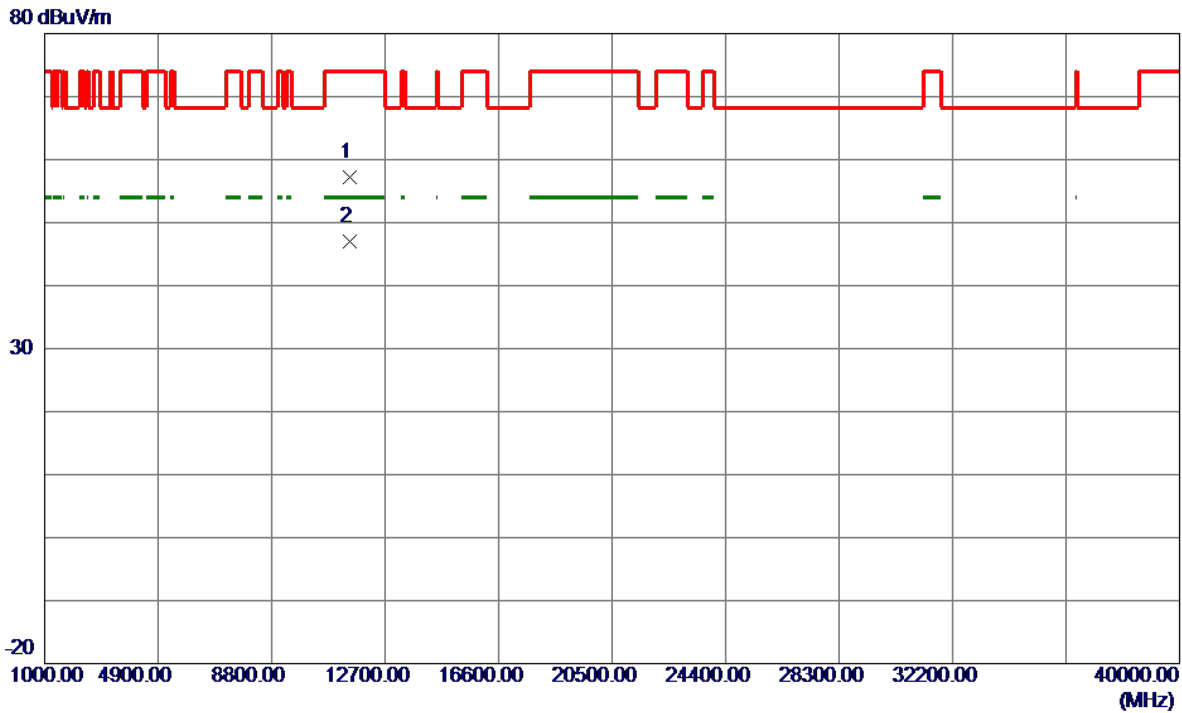


No.	Freq. MHz	Reading Level dBuV/m	Correct Factor dB	Measure ment dBuV/m	Limit dBuV/m	Margin dB	Detector	Comment
1	5715.0000	34.36	19.72	54.08	109.40	-55.32	Peak	
2	5725.0000	34.34	19.75	54.09	122.20	-68.11	Peak	
3 *	5745.8000	83.82	19.81	103.63	122.20	-18.57	Peak	No Limit

**REMARKS:**

- (1) Measurement Value = Reading Level + Correct Factor.
- (2) Margin Level = Measurement Value - Limit Value.

Test Mode	UNII-3_TX AC(VHT20) Mode 5745 MHz	Polarization	Horizontal
-----------	-----------------------------------	--------------	------------

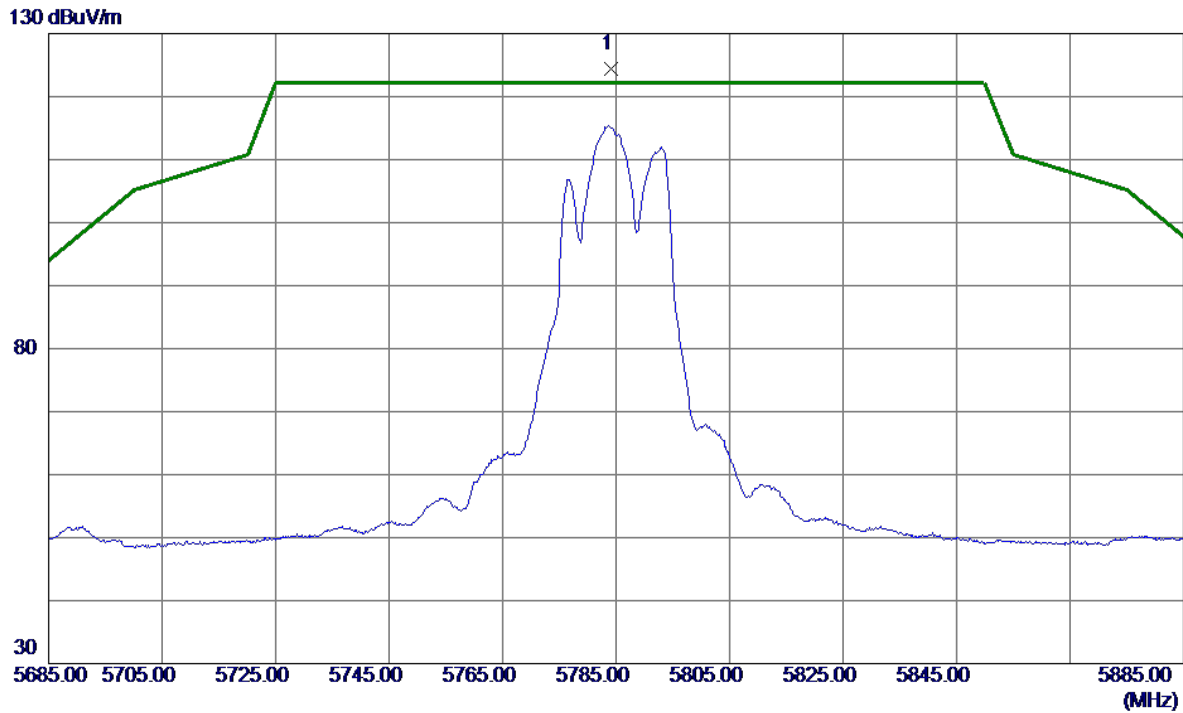


No.	Freq. MHz	Reading Level dBuV/m	Correct Factor dB	Measure ment dBuV/m	Limit dBuV/m	Margin dB	Detector	Comment
1	11492.4269	40.48	16.65	57.13	74.00	-16.87	Peak	
2 *	11492.4380	30.35	16.65	47.00	54.00	-7.00	AVG	

**REMARKS:**

- (1) Measurement Value = Reading Level + Correct Factor.
- (2) Margin Level = Measurement Value - Limit Value.

Test Mode	UNII-3_TX AC(VHT20) Mode 5785 MHz	Polarization	Vertical
-----------	-----------------------------------	--------------	----------

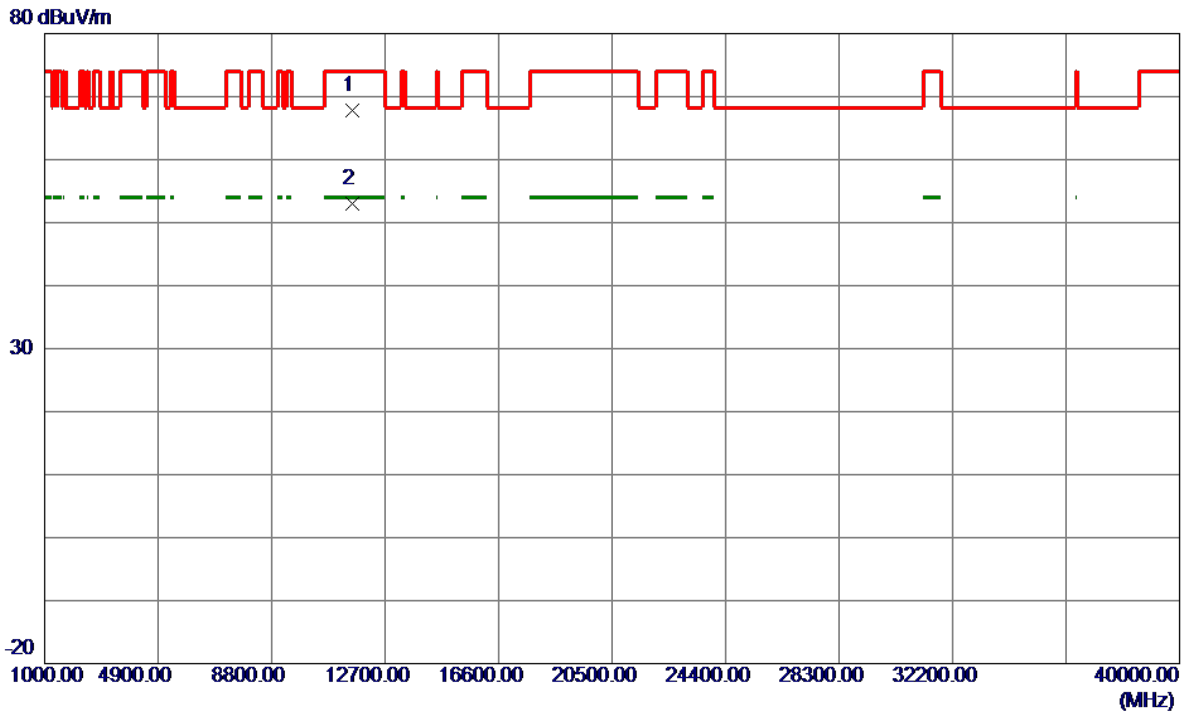


No.	Freq. MHz	Reading Level dBuV/m	Correct Factor dB	Measure ment dBuV/m	Limit dBuV/m	Margin dB	Detector	Comment
1 *	5784.1000	104.44	19.92	124.36	122.20	2.16	Peak	No Limit

**REMARKS:**

- (1) Measurement Value = Reading Level + Correct Factor.
- (2) Margin Level = Measurement Value - Limit Value.

Test Mode	UNII-3_TX AC(VHT20) Mode 5785 MHz	Polarization	Vertical
-----------	-----------------------------------	--------------	----------

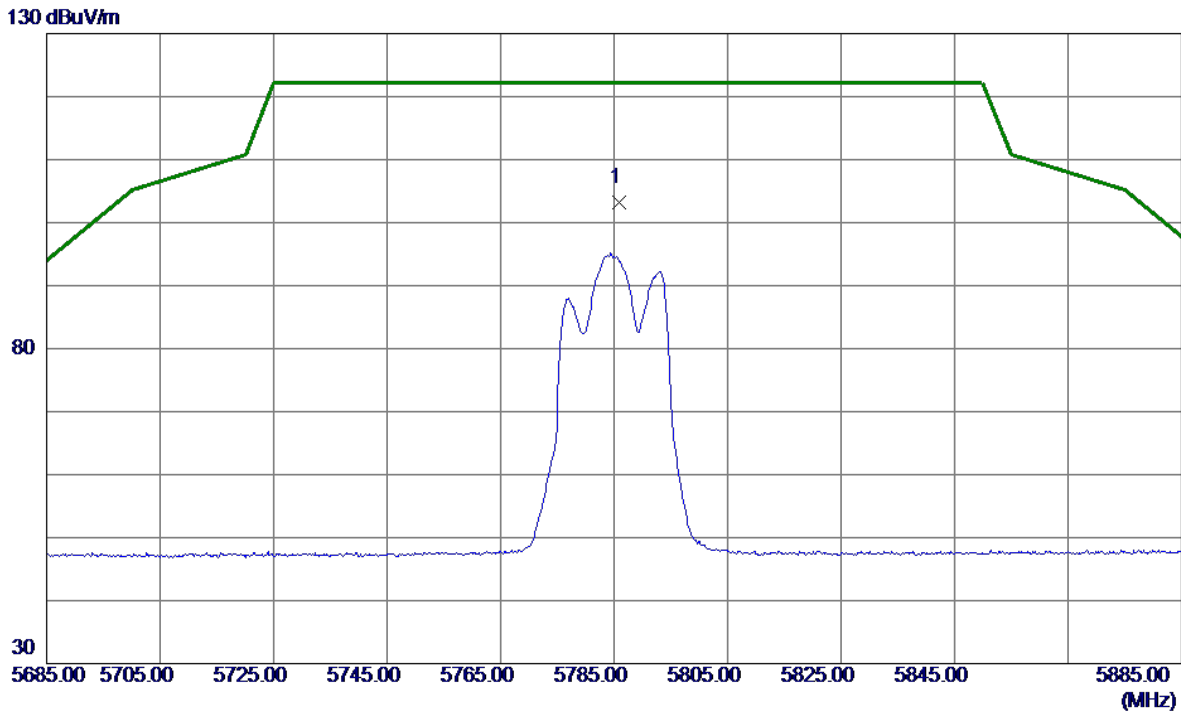


No.	Freq. MHz	Reading Level dBuV/m	Correct Factor dB	Measure ment dBuV/m	Limit dBuV/m	Margin dB	Detector	Comment
1	11572.2180	51.16	16.73	67.89	74.00	-6.11	Peak	
2 *	11572.3580	36.35	16.73	53.08	54.00	-0.92	AVG	

**REMARKS:**

- (1) Measurement Value = Reading Level + Correct Factor.
- (2) Margin Level = Measurement Value - Limit Value.

Test Mode	UNII-3_TX AC(VHT20) Mode 5785 MHz	Polarization	Horizontal
-----------	-----------------------------------	--------------	------------

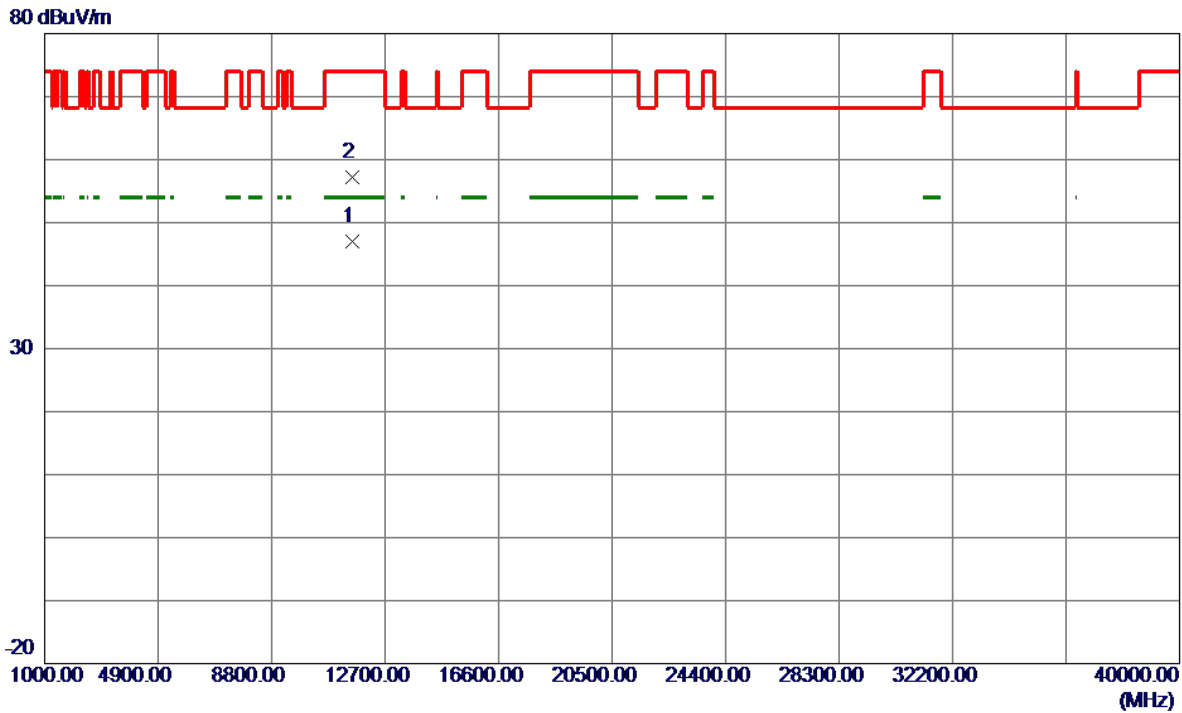


No.	Freq. MHz	Reading Level dBuV/m	Correct Factor dB	Measure ment dBuV/m	Limit dBuV/m	Margin dB	Detector	Comment
1 *	5785.9000	83.33	19.92	103.25	122.20	-18.95	Peak	No Limit

**REMARKS:**

- (1) Measurement Value = Reading Level + Correct Factor.
- (2) Margin Level = Measurement Value - Limit Value.

Test Mode	UNII-3_TX AC(VHT20) Mode 5785 MHz	Polarization	Horizontal
-----------	-----------------------------------	--------------	------------

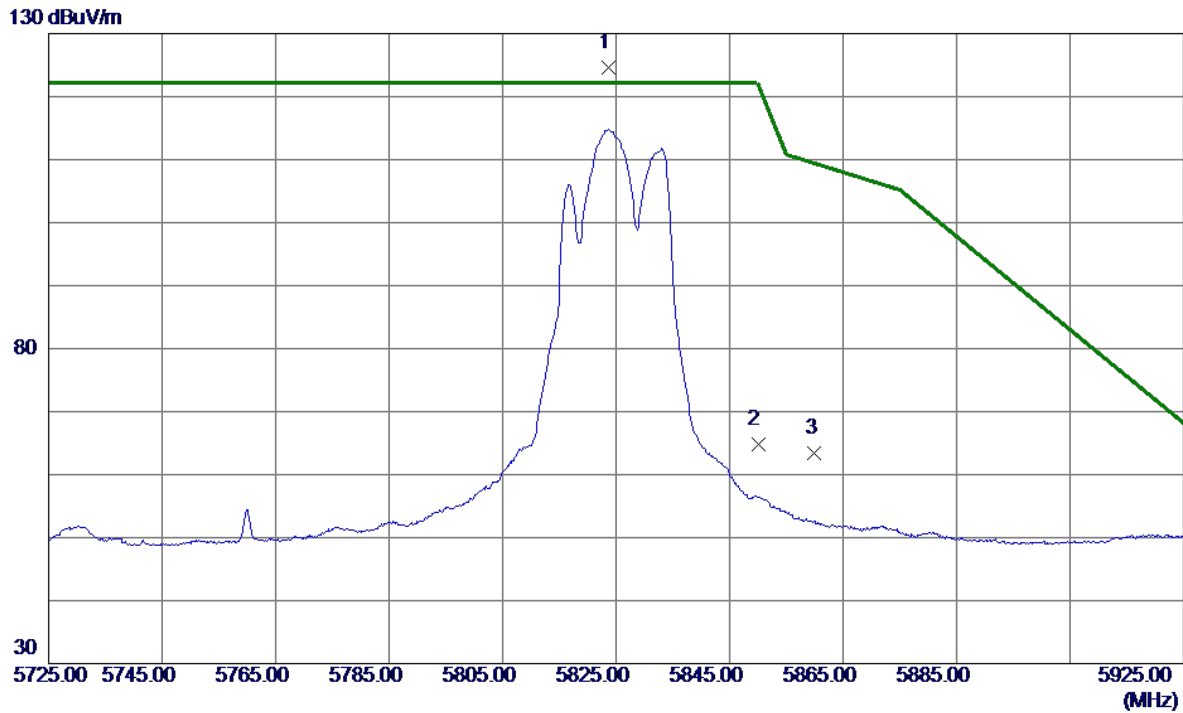


No.	Freq. MHz	Reading Level dBuV/m	Correct Factor dB	Measure ment dBuV/m	Limit dBuV/m	Margin dB	Detector	Comment
1 *	11572.1730	30.24	16.73	46.97	54.00	-7.03	AVG	
2	11572.3949	40.40	16.73	57.13	74.00	-16.87	Peak	

**REMARKS:**

- (1) Measurement Value = Reading Level + Correct Factor.
- (2) Margin Level = Measurement Value - Limit Value.

Test Mode	UNII-3_TX AC(VHT20) Mode 5825 MHz	Polarization	Vertical
-----------	-----------------------------------	--------------	----------



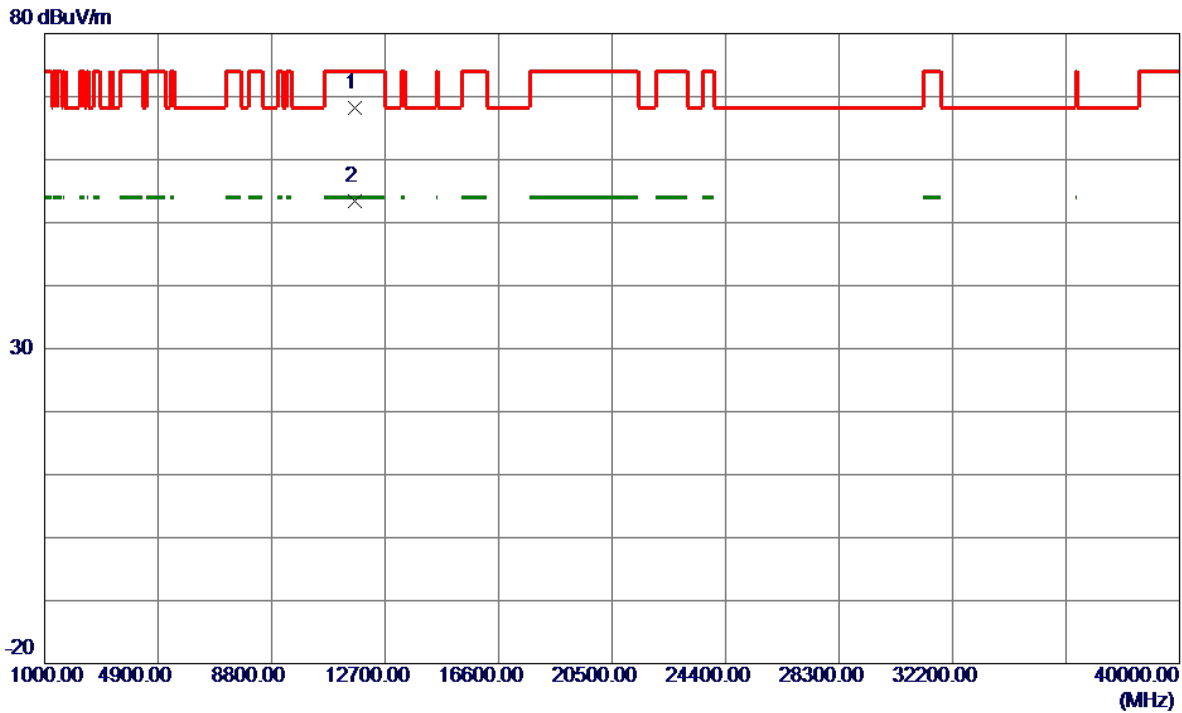
No.	Freq. MHz	Reading Level dBuV/m	Correct Factor dB	Measure ment dBuV/m	Limit dBuV/m	Margin dB	Detector	Comment
1 *	5823.7000	104.52	20.03	124.55	122.20	2.35	Peak	No Limit
2	5850.0000	44.69	20.10	64.79	122.20	-57.41	Peak	
3	5860.0000	43.36	20.13	63.49	109.40	-45.91	Peak	

**REMARKS:**

- (1) Measurement Value = Reading Level + Correct Factor.
- (2) Margin Level = Measurement Value - Limit Value.



Test Mode	UNII-3_TX AC(VHT20) Mode 5825 MHz	Polarization	Vertical
-----------	-----------------------------------	--------------	----------

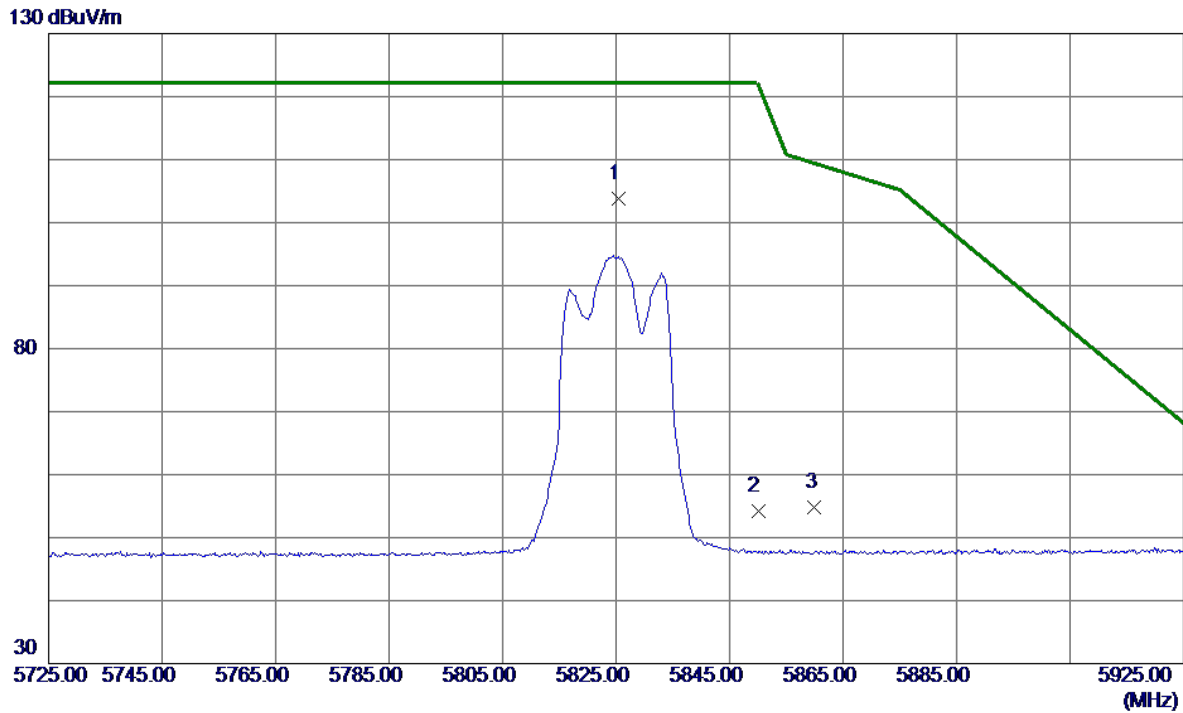


No.	Freq. MHz	Reading Level dBuV/m	Correct Factor dB	Measure ment dBuV/m	Limit dBuV/m	Margin dB	Detector	Comment
1	11652.4800	51.41	16.82	68.23	74.00	-5.77	Peak	
2 *	11652.4850	36.67	16.82	53.49	54.00	-0.51	AVG	

**REMARKS:**

- (1) Measurement Value = Reading Level + Correct Factor.
- (2) Margin Level = Measurement Value - Limit Value.

Test Mode	UNII-3_TX AC(VHT20) Mode 5825 MHz	Polarization	Horizontal
-----------	-----------------------------------	--------------	------------

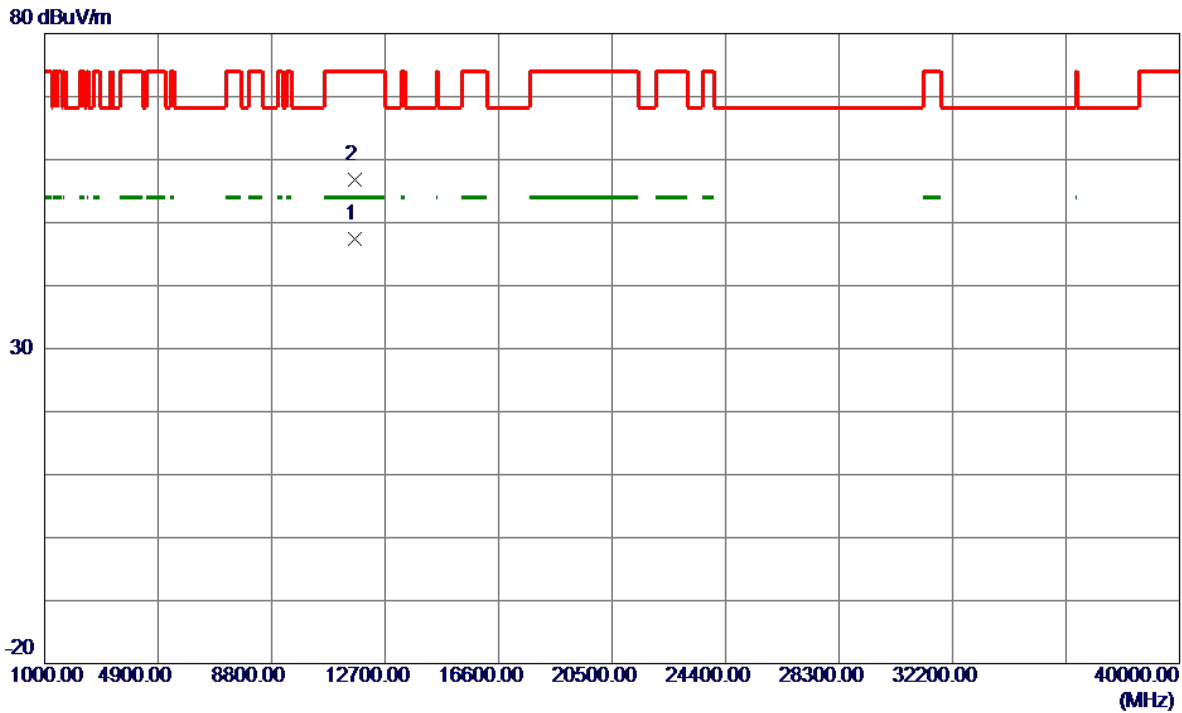


No.	Freq. MHz	Reading Level dBuV/m	Correct Factor dB	Measure ment dBuV/m	Limit dBuV/m	Margin dB	Detector	Comment
1 *	5825.5000	83.71	20.03	103.74	122.20	-18.46	Peak	No Limit
2	5850.0000	34.08	20.10	54.18	122.20	-68.02	Peak	
3	5860.0000	34.72	20.13	54.85	109.40	-54.55	Peak	

**REMARKS:**

- (1) Measurement Value = Reading Level + Correct Factor.
- (2) Margin Level = Measurement Value - Limit Value.

Test Mode	UNII-3_TX AC(VHT20) Mode 5825 MHz	Polarization	Horizontal
-----------	-----------------------------------	--------------	------------

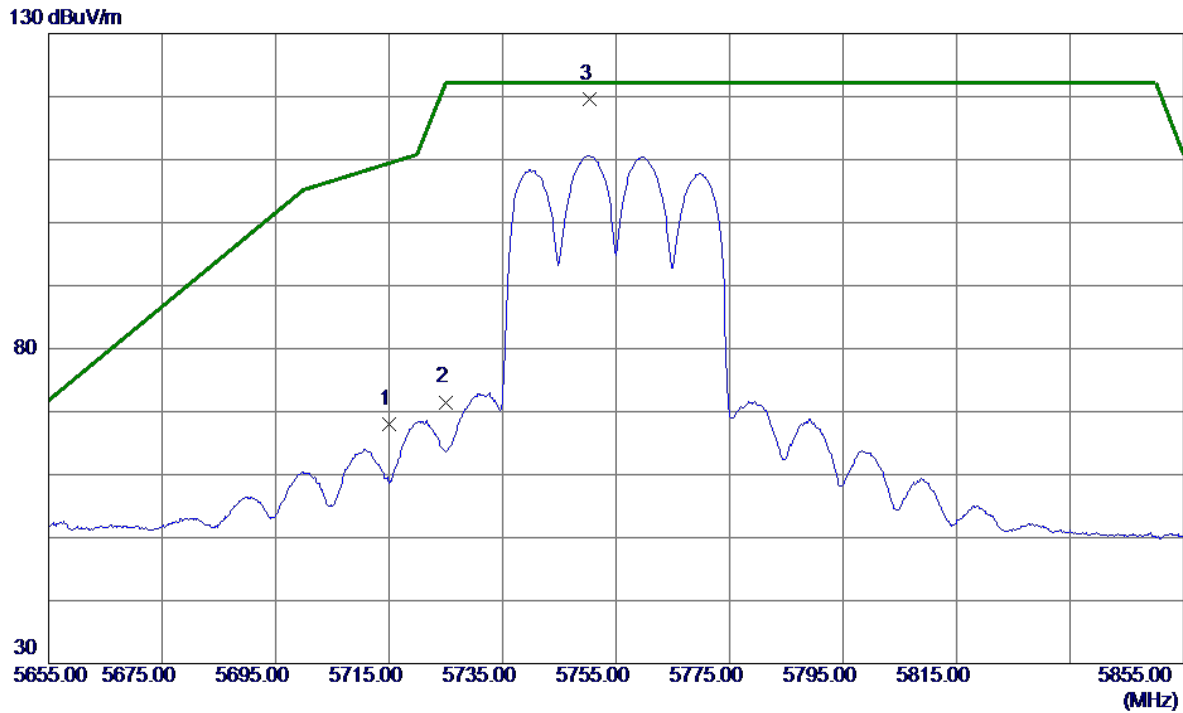


No.	Freq. MHz	Reading Level dBuV/m	Correct Factor dB	Measure ment dBuV/m	Limit dBuV/m	Margin dB	Detector	Comment
1 *	11652.3330	30.62	16.82	47.44	54.00	-6.56	AVG	
2	11652.4450	40.03	16.82	56.85	74.00	-17.15	Peak	

**REMARKS:**

- (1) Measurement Value = Reading Level + Correct Factor.
- (2) Margin Level = Measurement Value - Limit Value.

Test Mode	UNII-3_TX AC(VHT40) Mode 5755 MHz	Polarization	Vertical
-----------	-----------------------------------	--------------	----------

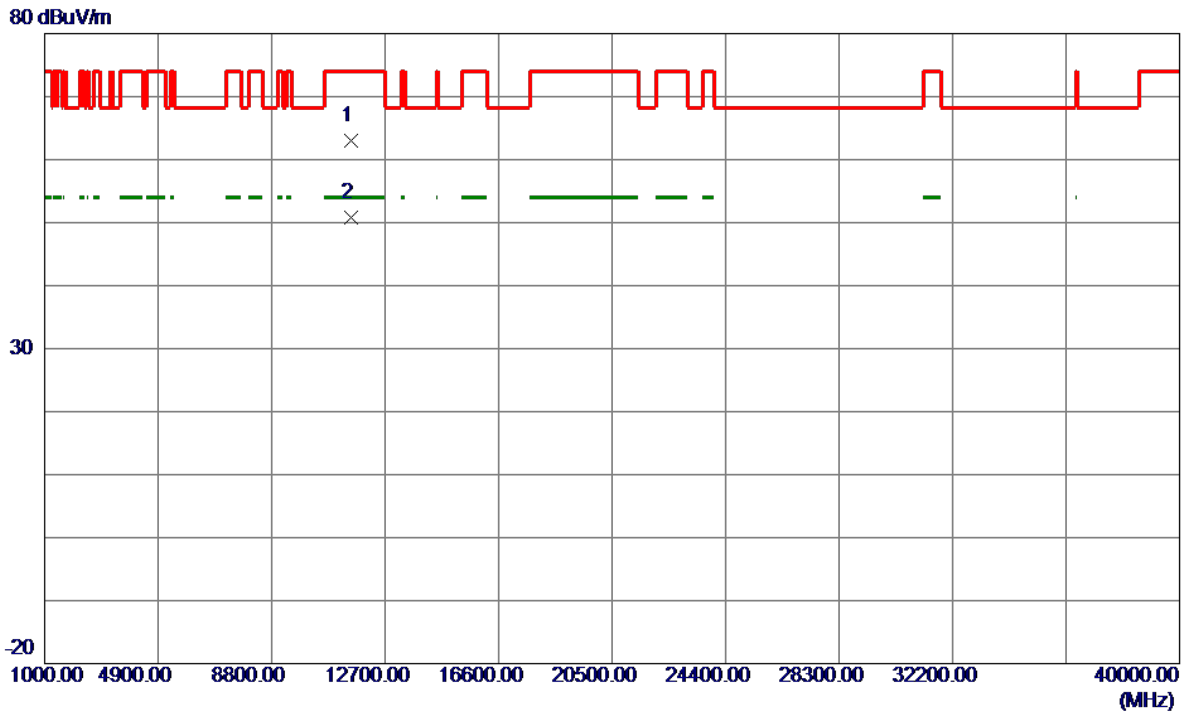


No.	Freq. MHz	Reading Level dBuV/m	Correct Factor dB	Measure ment dBuV/m	Limit dBuV/m	Margin dB	Detector	Comment
1	5715.0000	48.21	19.72	67.93	109.40	-41.47	Peak	
2	5725.0000	51.75	19.75	71.50	122.20	-50.70	Peak	
3 *	5750.3000	99.75	19.82	119.57	122.20	-2.63	Peak	No Limit

**REMARKS:**

- (1) Measurement Value = Reading Level + Correct Factor.
- (2) Margin Level = Measurement Value - Limit Value.

Test Mode	UNII-3_TX AC(VHT40) Mode 5755 MHz	Polarization	Vertical
-----------	-----------------------------------	--------------	----------

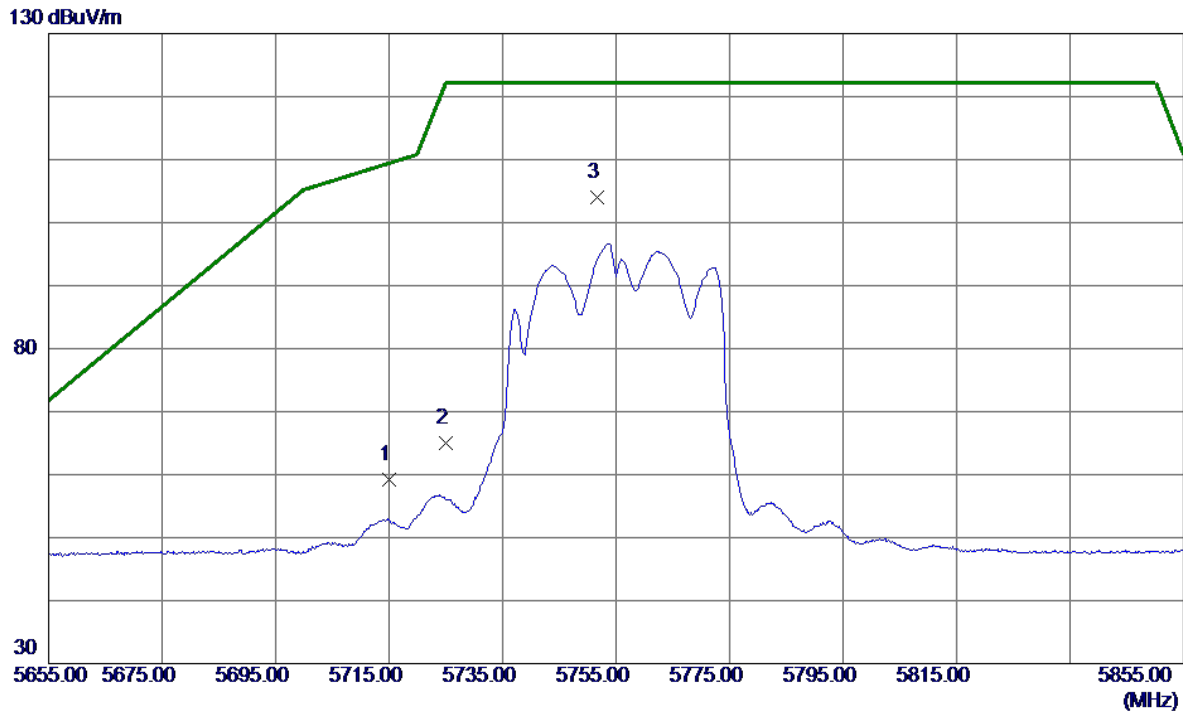


No.	Freq. MHz	Reading Level dBuV/m	Correct Factor dB	Measure ment dBuV/m	Limit dBuV/m	Margin dB	Detector	Comment
1	11511.7370	46.34	16.67	63.01	74.00	-10.99	Peak	
2 *	11512.4620	34.14	16.67	50.81	54.00	-3.19	AVG	

**REMARKS:**

- (1) Measurement Value = Reading Level + Correct Factor.
- (2) Margin Level = Measurement Value - Limit Value.

Test Mode	UNII-3_TX AC(VHT40) Mode 5755 MHz	Polarization	Horizontal
-----------	-----------------------------------	--------------	------------

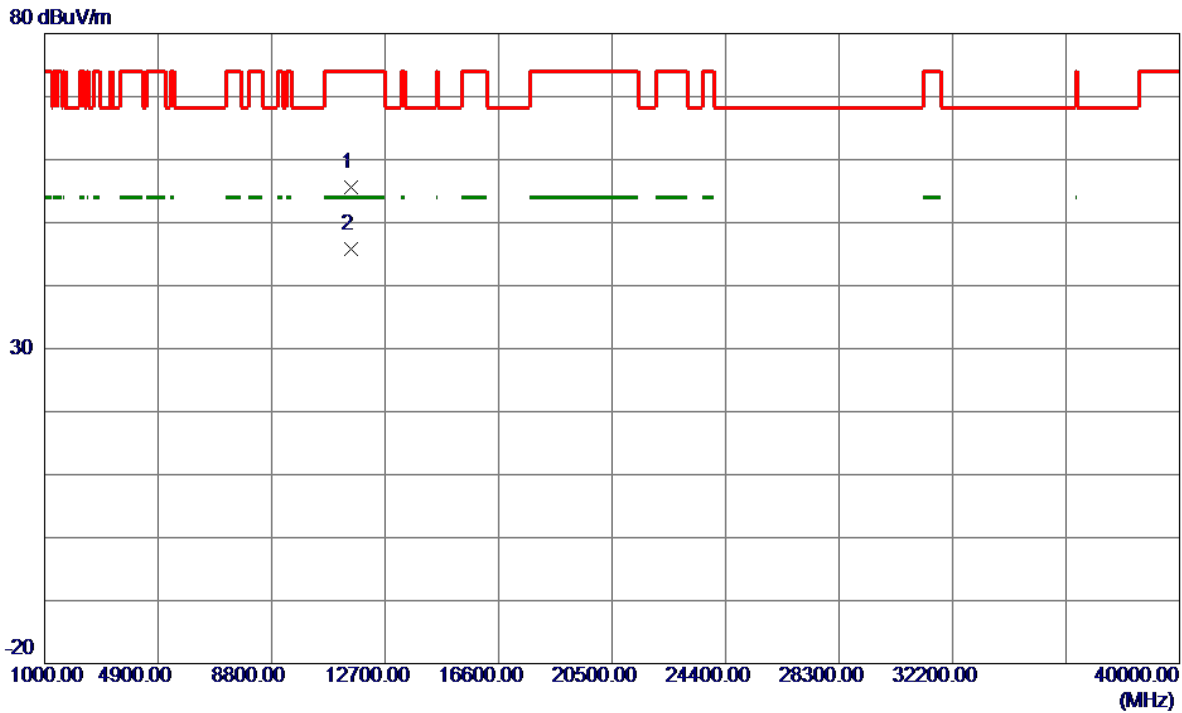


No.	Freq. MHz	Reading Level dBuV/m	Correct Factor dB	Measure ment dBuV/m	Limit dBuV/m	Margin dB	Detector	Comment
1	5715.0000	39.56	19.72	59.28	109.40	-50.12	Peak	
2	5725.0000	45.33	19.75	65.08	122.20	-57.12	Peak	
3 *	5751.6000	84.20	19.83	104.03	122.20	-18.17	Peak	No Limit

**REMARKS:**

- (1) Measurement Value = Reading Level + Correct Factor.
- (2) Margin Level = Measurement Value - Limit Value.

Test Mode	UNII-3_TX AC(VHT40) Mode 5755 MHz	Polarization	Horizontal
-----------	-----------------------------------	--------------	------------

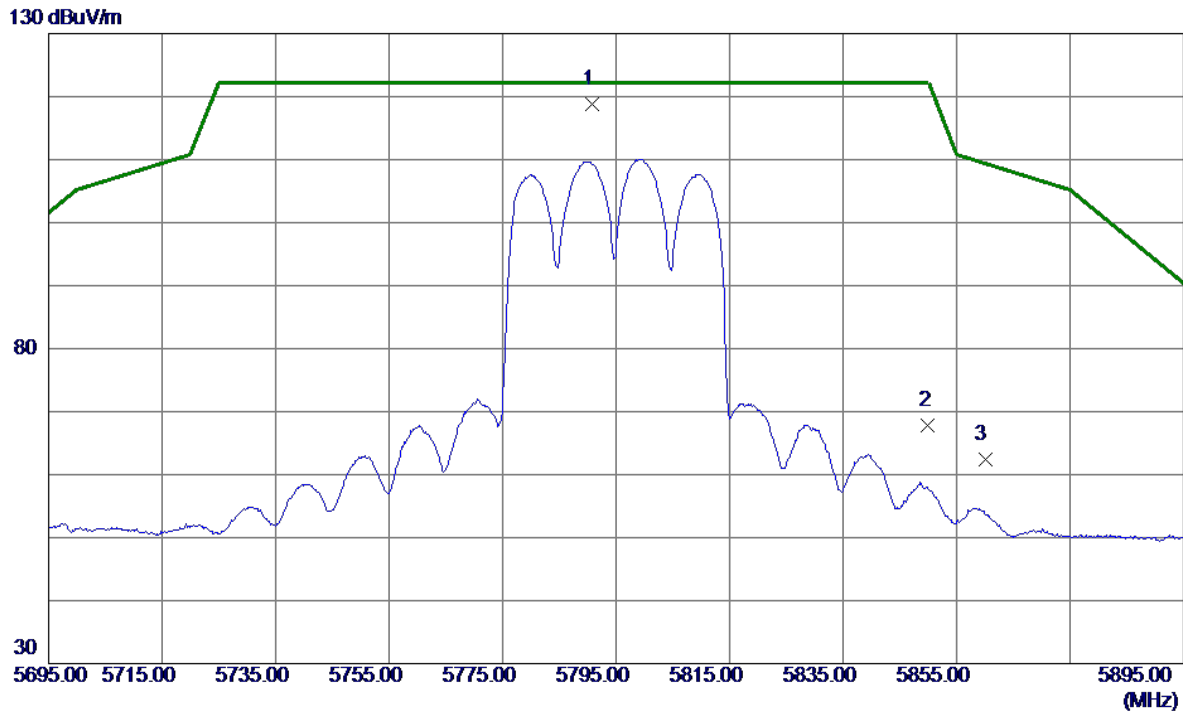


No.	Freq. MHz	Reading Level dBuV/m	Correct Factor dB	Measure ment dBuV/m	Limit dBuV/m	Margin dB	Detector	Comment
1	11512.3330	39.00	16.67	55.67	74.00	-18.33	Peak	
2 *	11512.3400	29.22	16.67	45.89	54.00	-8.11	AVG	

**REMARKS:**

- (1) Measurement Value = Reading Level + Correct Factor.
- (2) Margin Level = Measurement Value - Limit Value.

Test Mode	UNII-3_TX AC(VHT40) Mode 5795 MHz	Polarization	Vertical
-----------	-----------------------------------	--------------	----------



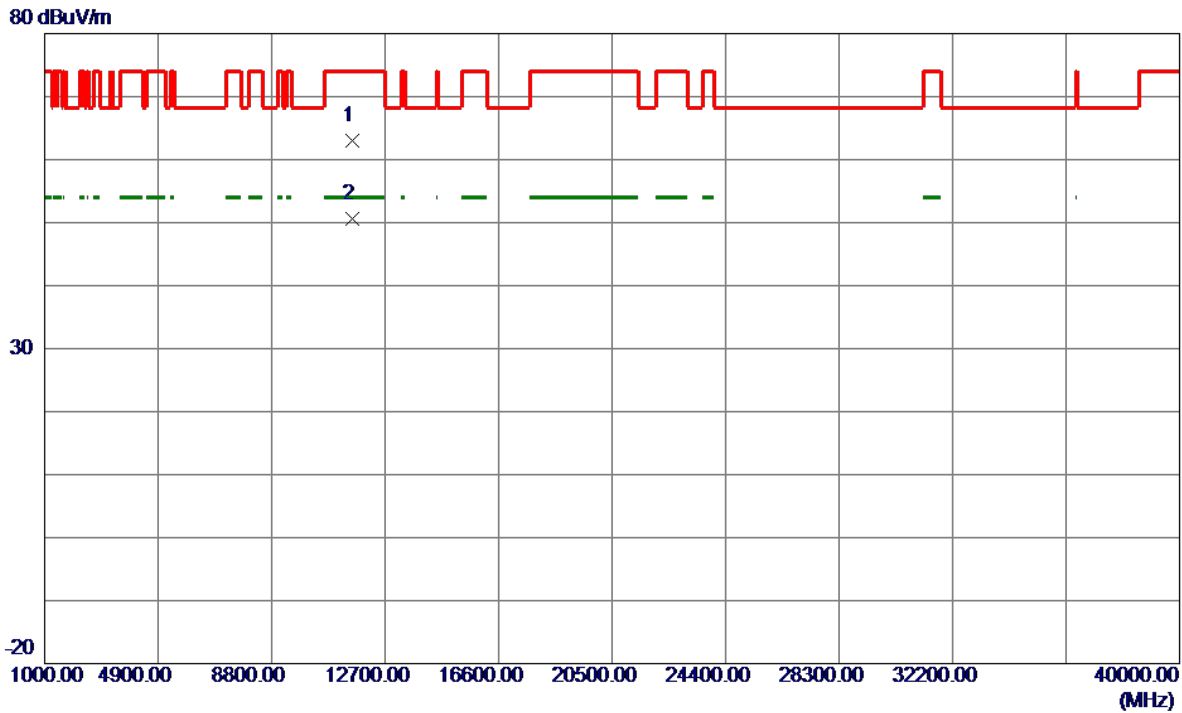
No.	Freq. MHz	Reading Level dBuV/m	Correct Factor dB	Measure ment dBuV/m	Limit dBuV/m	Margin dB	Detector	Comment
1 *	5790.8000	98.80	19.94	118.74	122.20	-3.46	Peak	No Limit
2	5850.0000	47.66	20.10	67.76	122.20	-54.44	Peak	
3	5860.0000	42.35	20.13	62.48	109.40	-46.92	Peak	

**REMARKS:**

- (1) Measurement Value = Reading Level + Correct Factor.
- (2) Margin Level = Measurement Value - Limit Value.



Test Mode	UNII-3_TX AC(VHT40) Mode 5795 MHz	Polarization	Vertical
-----------	-----------------------------------	--------------	----------

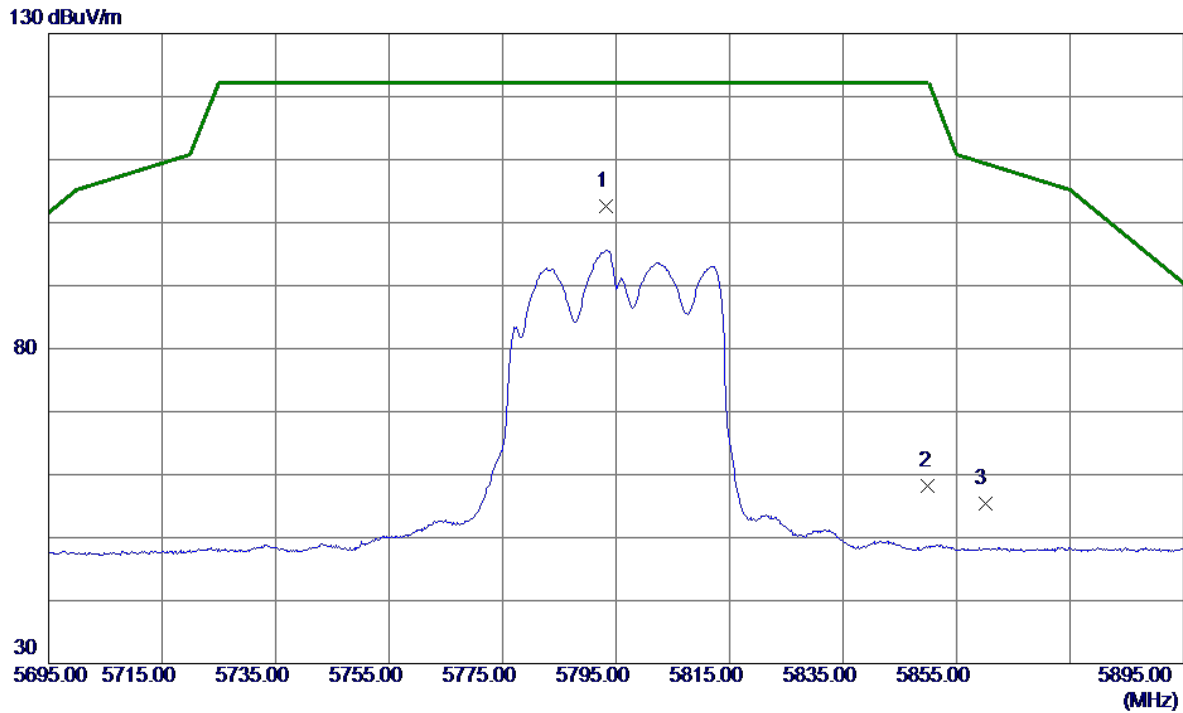


No.	Freq. MHz	Reading Level dBuV/m	Correct Factor dB	Measure ment dBuV/m	Limit dBuV/m	Margin dB	Detector	Comment
1	11592.2950	46.34	16.75	63.09	74.00	-10.91	Peak	
2 *	11592.4050	33.79	16.75	50.54	54.00	-3.46	AVG	

**REMARKS:**

- (1) Measurement Value = Reading Level + Correct Factor.
- (2) Margin Level = Measurement Value - Limit Value.

Test Mode	UNII-3_TX AC(VHT40) Mode 5795 MHz	Polarization	Horizontal
-----------	-----------------------------------	--------------	------------

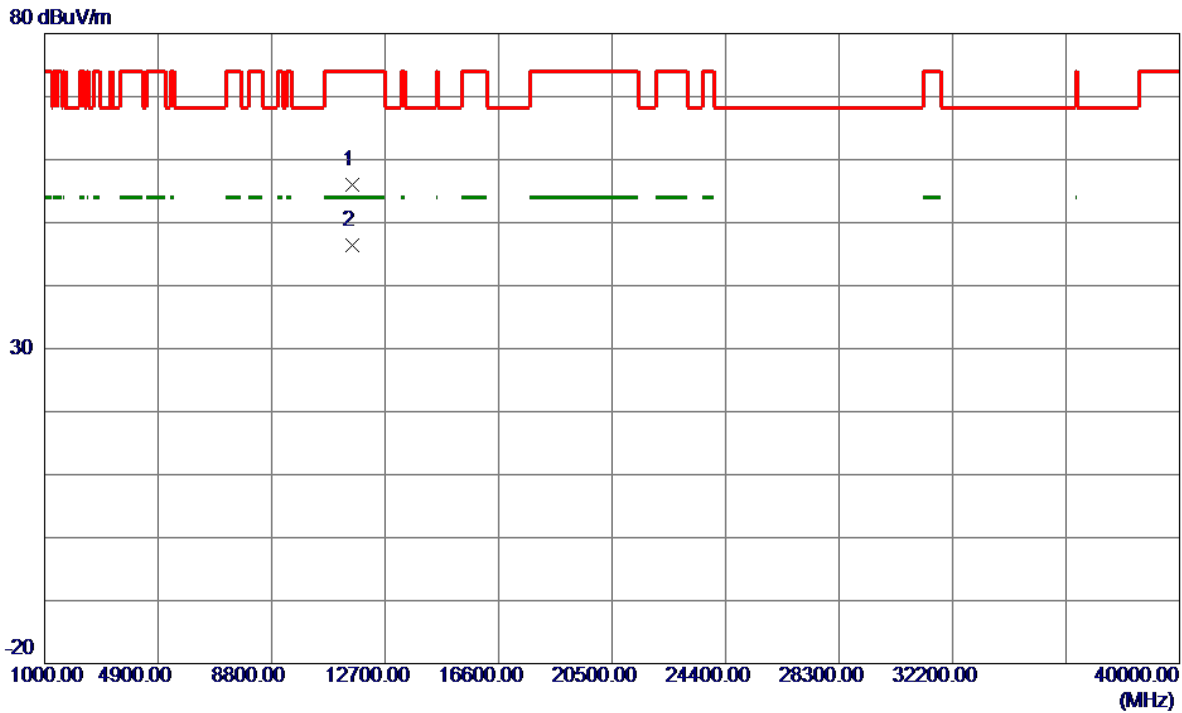


No.	Freq. MHz	Reading Level dBuV/m	Correct Factor dB	Measure ment dBuV/m	Limit dBuV/m	Margin dB	Detector	Comment
1 *	5793.3000	82.64	19.94	102.58	122.20	-19.62	Peak	No Limit
2	5850.0000	38.15	20.10	58.25	122.20	-63.95	Peak	
3	5860.0000	35.29	20.13	55.42	109.40	-53.98	Peak	

**REMARKS:**

- (1) Measurement Value = Reading Level + Correct Factor.
- (2) Margin Level = Measurement Value - Limit Value.

Test Mode	UNII-3_TX AC(VHT40) Mode 5795 MHz	Polarization	Horizontal
-----------	-----------------------------------	--------------	------------

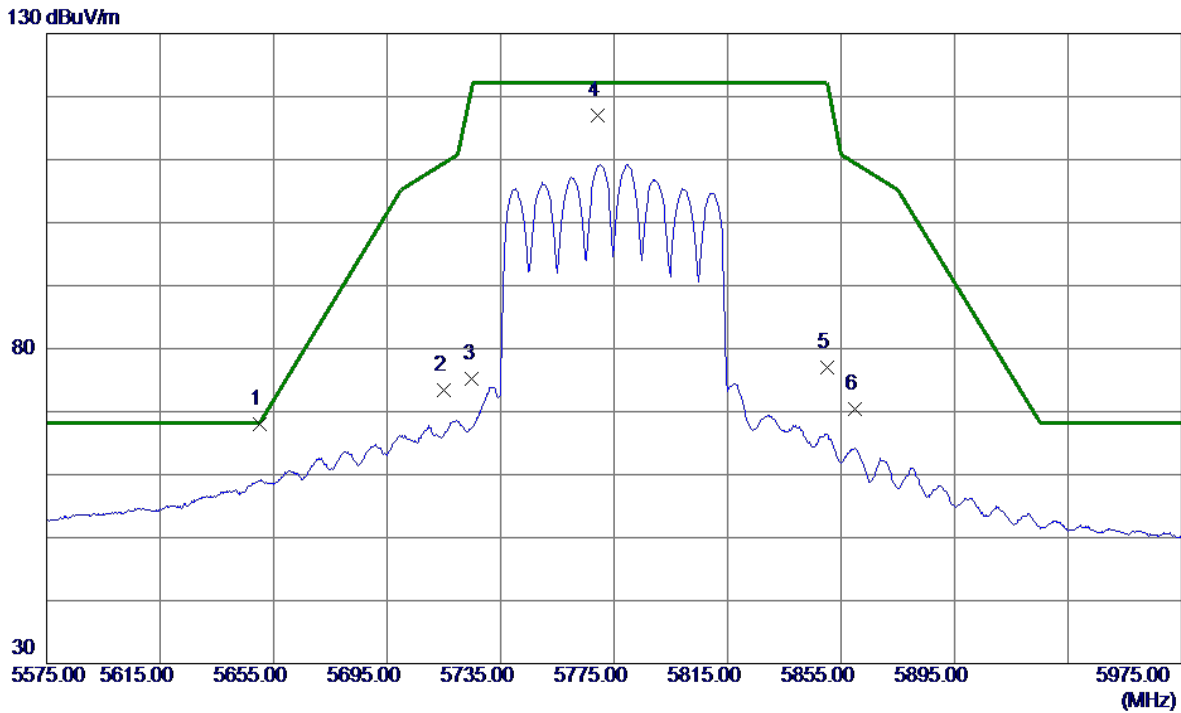


No.	Freq. MHz	Reading Level dBuV/m	Correct Factor dB	Measure ment dBuV/m	Limit dBuV/m	Margin dB	Detector	Comment
1	11591.9550	39.30	16.75	56.05	74.00	-17.95	Peak	
2 *	11592.2400	29.57	16.75	46.32	54.00	-7.68	AVG	

**REMARKS:**

- (1) Measurement Value = Reading Level + Correct Factor.
- (2) Margin Level = Measurement Value - Limit Value.

Test Mode	UNII-3_TX AC(VHT80) Mode 5775 MHz	Polarization	Vertical
-----------	-----------------------------------	--------------	----------

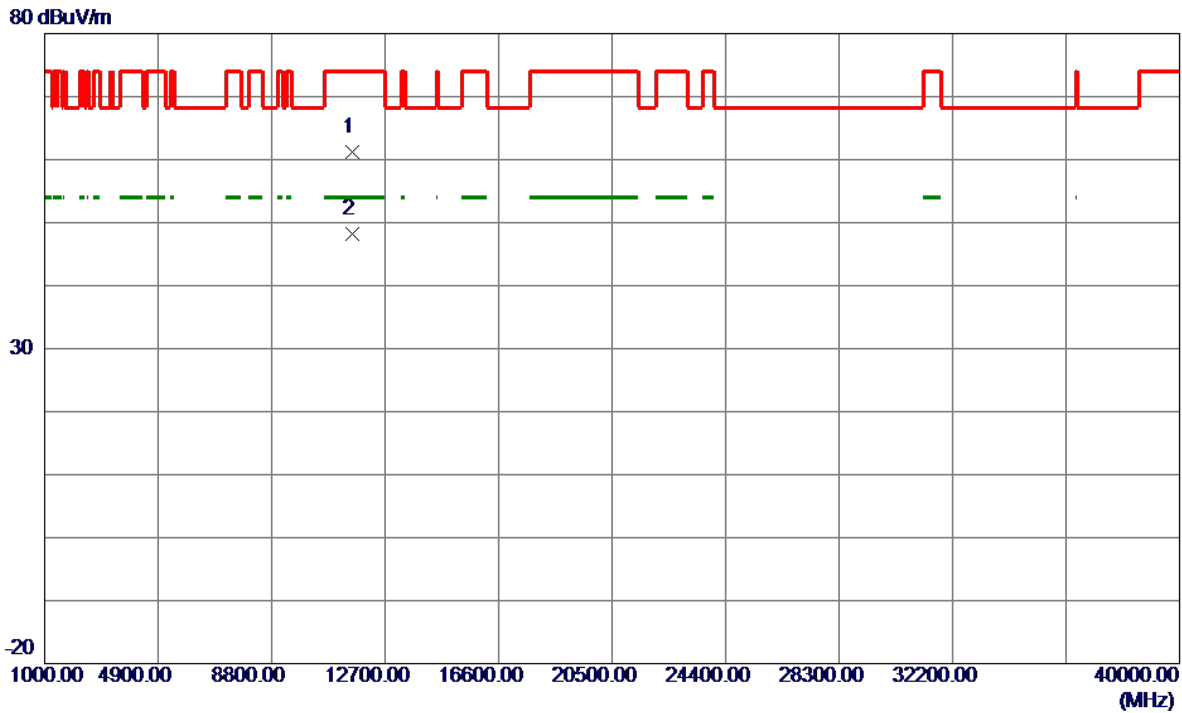


No.	Freq. MHz	Reading Level dBuV/m	Correct Factor dB	Measure ment dBuV/m	Limit dBuV/m	Margin dB	Detector	Comment
1 *	5650.0000	48.48	19.54	68.02	68.20	-0.18	Peak	
2	5715.0000	53.77	19.72	73.49	109.40	-35.91	Peak	
3	5725.0000	55.40	19.75	75.15	122.20	-47.05	Peak	
4	5769.4000	97.15	19.88	117.03	122.20	-5.17	Peak	No Limit
5	5850.0000	56.81	20.10	76.91	122.20	-45.29	Peak	
6	5860.0000	50.23	20.13	70.36	109.40	-39.04	Peak	

**REMARKS:**

- (1) Measurement Value = Reading Level + Correct Factor.
- (2) Margin Level = Measurement Value - Limit Value.

Test Mode	UNII-3_TX AC(VHT80) Mode 5775 MHz	Polarization	Vertical
-----------	-----------------------------------	--------------	----------

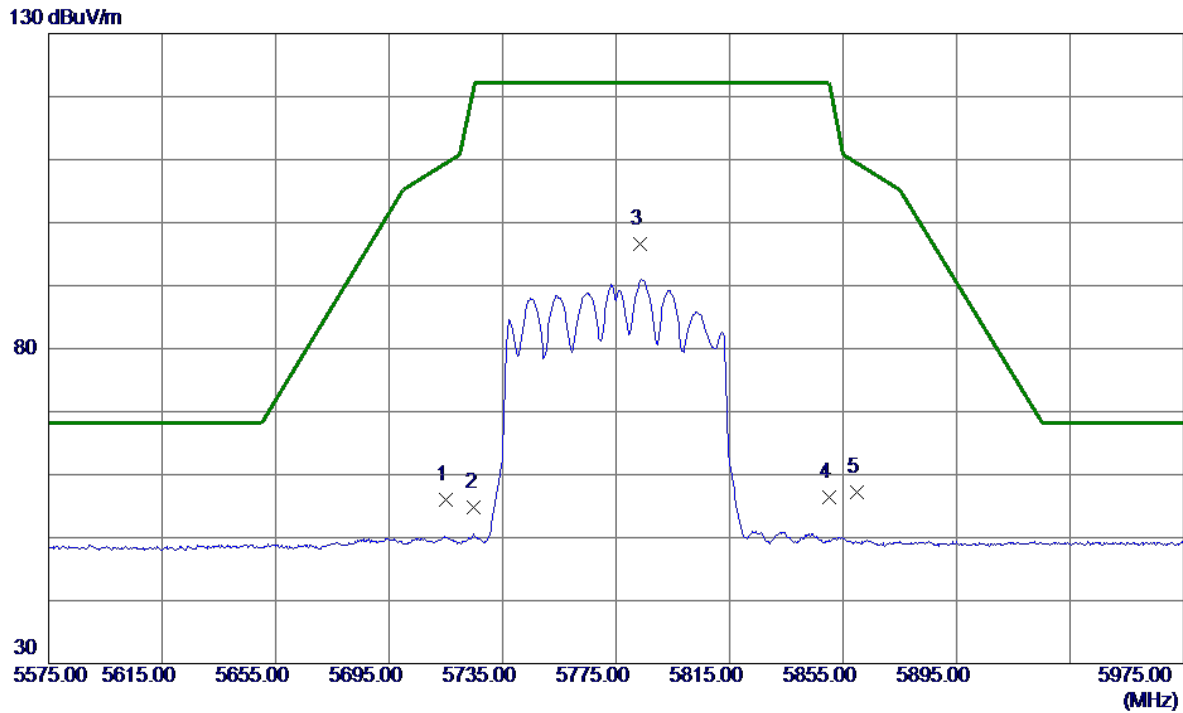


No.	Freq. MHz	Reading Level dBuV/m	Correct Factor dB	Measure ment dBuV/m	Limit dBuV/m	Margin dB	Detector	Comment
1	11552.1769	44.58	16.71	61.29	74.00	-12.71	Peak	
2 *	11552.3430	31.46	16.71	48.17	54.00	-5.83	AVG	

**REMARKS:**

- (1) Measurement Value = Reading Level + Correct Factor.
- (2) Margin Level = Measurement Value - Limit Value.

Test Mode	UNII-3_TX AC(VHT80) Mode 5775 MHz	Polarization	Horizontal
-----------	-----------------------------------	--------------	------------

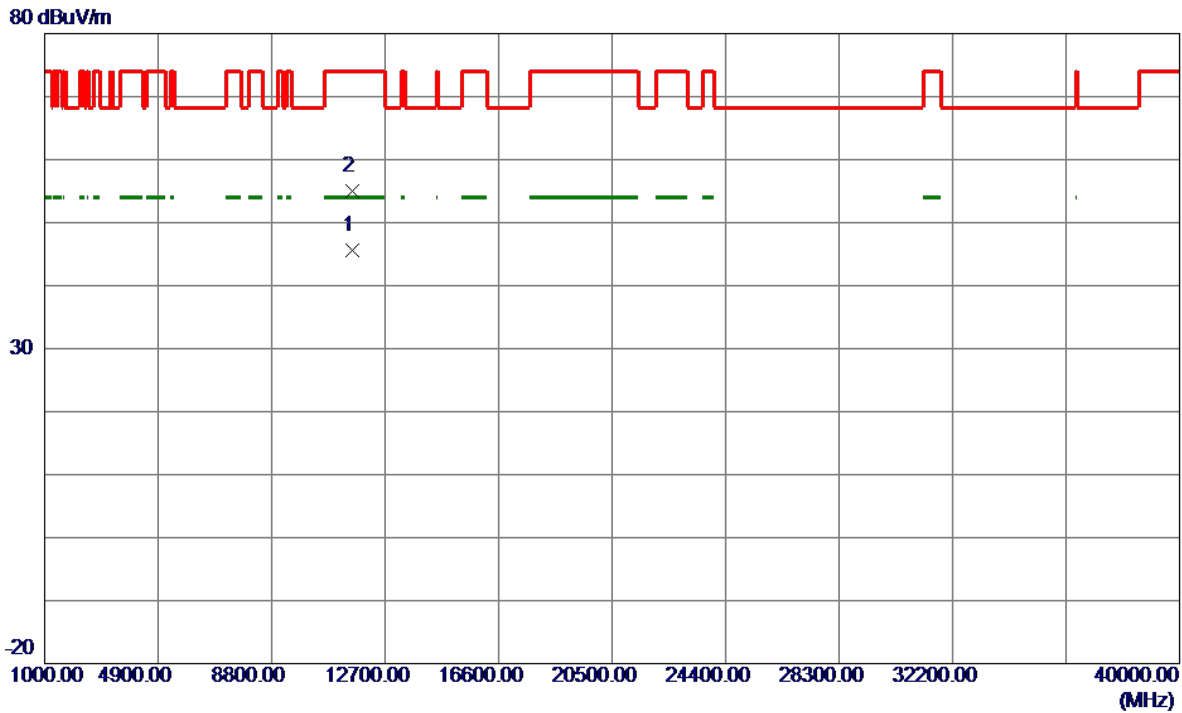


No.	Freq. MHz	Reading Level dBuV/m	Correct Factor dB	Measure ment dBuV/m	Limit dBuV/m	Margin dB	Detector	Comment
1	5715.0000	36.24	19.72	55.96	109.40	-53.44	Peak	
2	5725.0000	35.10	19.75	54.85	122.20	-67.35	Peak	
3 *	5783.6000	76.73	19.92	96.65	122.20	-25.55	Peak	No Limit
4	5850.0000	36.25	20.10	56.35	122.20	-65.85	Peak	
5	5860.0000	37.11	20.13	57.24	109.40	-52.16	Peak	

**REMARKS:**

- (1) Measurement Value = Reading Level + Correct Factor.
- (2) Margin Level = Measurement Value - Limit Value.

Test Mode	UNII-3_TX AC(VHT80) Mode 5775 MHz	Polarization	Horizontal
-----------	-----------------------------------	--------------	------------

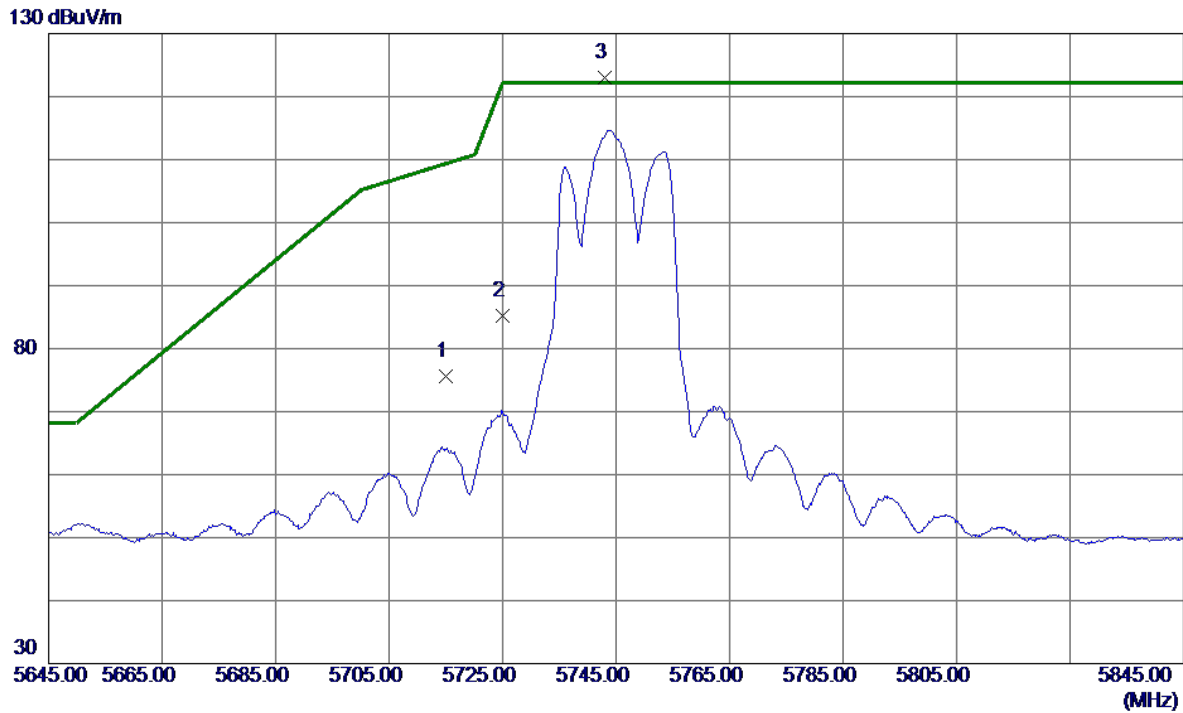


No.	Freq. MHz	Reading Level dBuV/m	Correct Factor dB	Measure ment dBuV/m	Limit dBuV/m	Margin dB	Detector	Comment
1 *	11552.3500	28.82	16.71	45.53	54.00	-8.47	AVG	
2	11552.3700	38.33	16.71	55.04	74.00	-18.96	Peak	

**REMARKS:**

- (1) Measurement Value = Reading Level + Correct Factor.
- (2) Margin Level = Measurement Value - Limit Value.

Test Mode	UNII-3_TX AX(HE20) Mode 5745 MHz	Polarization	Vertical
-----------	----------------------------------	--------------	----------



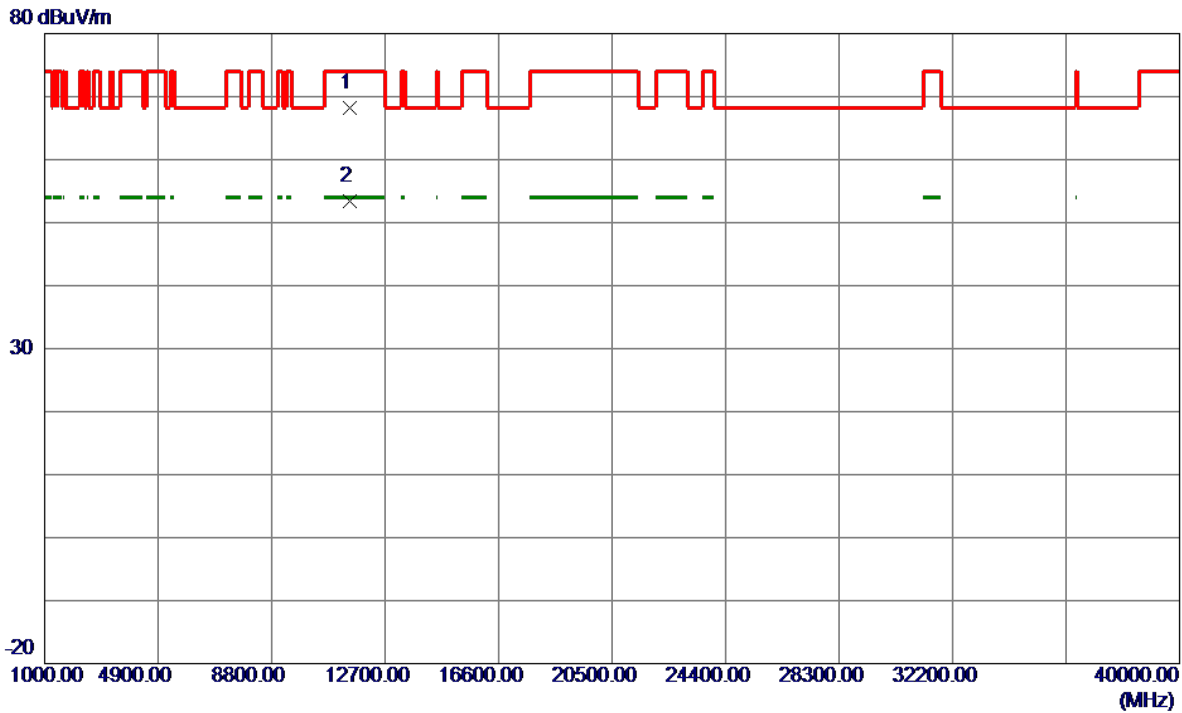
No.	Freq. MHz	Reading Level dBuV/m	Correct Factor dB	Measure ment dBuV/m	Limit dBuV/m	Margin dB	Detector	Comment
1	5715.0000	55.80	19.72	75.52	109.40	-33.88	Peak	
2	5725.0000	65.50	19.75	85.25	122.20	-36.95	Peak	
3 *	5743.0000	103.25	19.80	123.05	122.20	0.85	Peak	No Limit

**REMARKS:**

- (1) Measurement Value = Reading Level + Correct Factor.
- (2) Margin Level = Measurement Value - Limit Value.



Test Mode	UNII-3_TX AX(HE20) Mode 5745 MHz	Polarization	Vertical
-----------	----------------------------------	--------------	----------

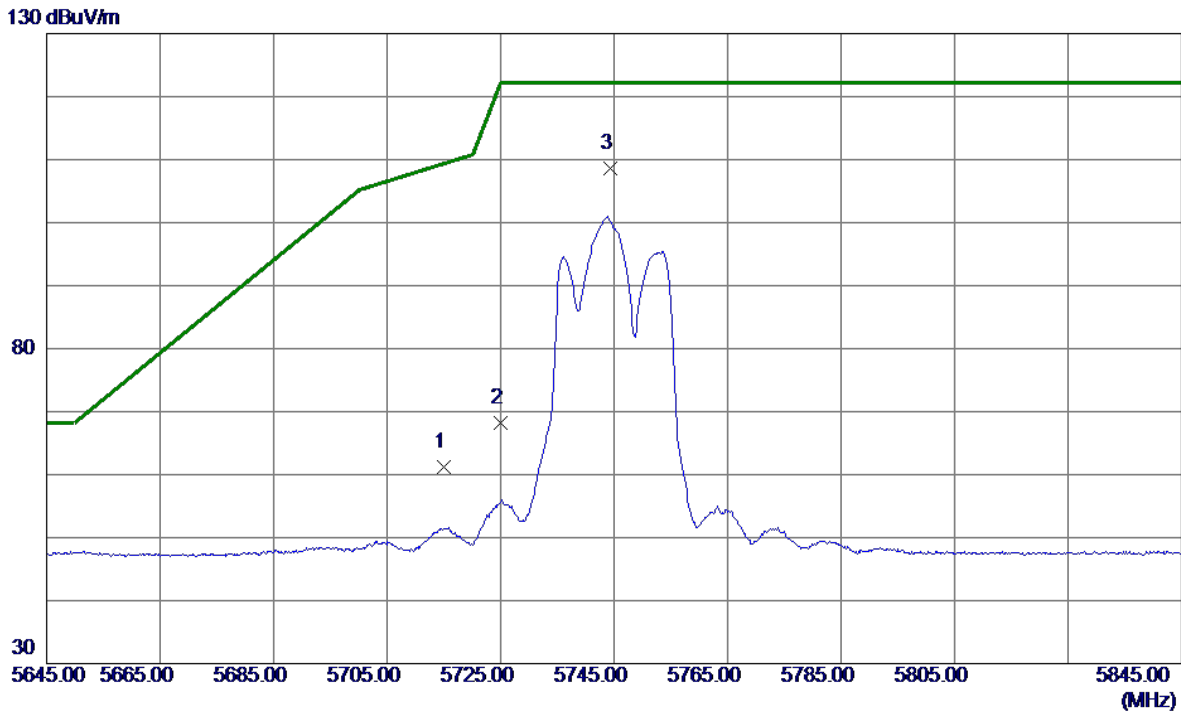


No.	Freq. MHz	Reading Level dBuV/m	Correct Factor dB	Measure ment dBuV/m	Limit dBuV/m	Margin dB	Detector	Comment
1	11490.6120	51.59	16.65	68.24	74.00	-5.76	Peak	
2 *	11492.2000	36.76	16.65	53.41	54.00	-0.59	AVG	

**REMARKS:**

- (1) Measurement Value = Reading Level + Correct Factor.
- (2) Margin Level = Measurement Value - Limit Value.

Test Mode	UNII-3_TX AX(HE20) Mode 5745 MHz	Polarization	Horizontal
-----------	----------------------------------	--------------	------------

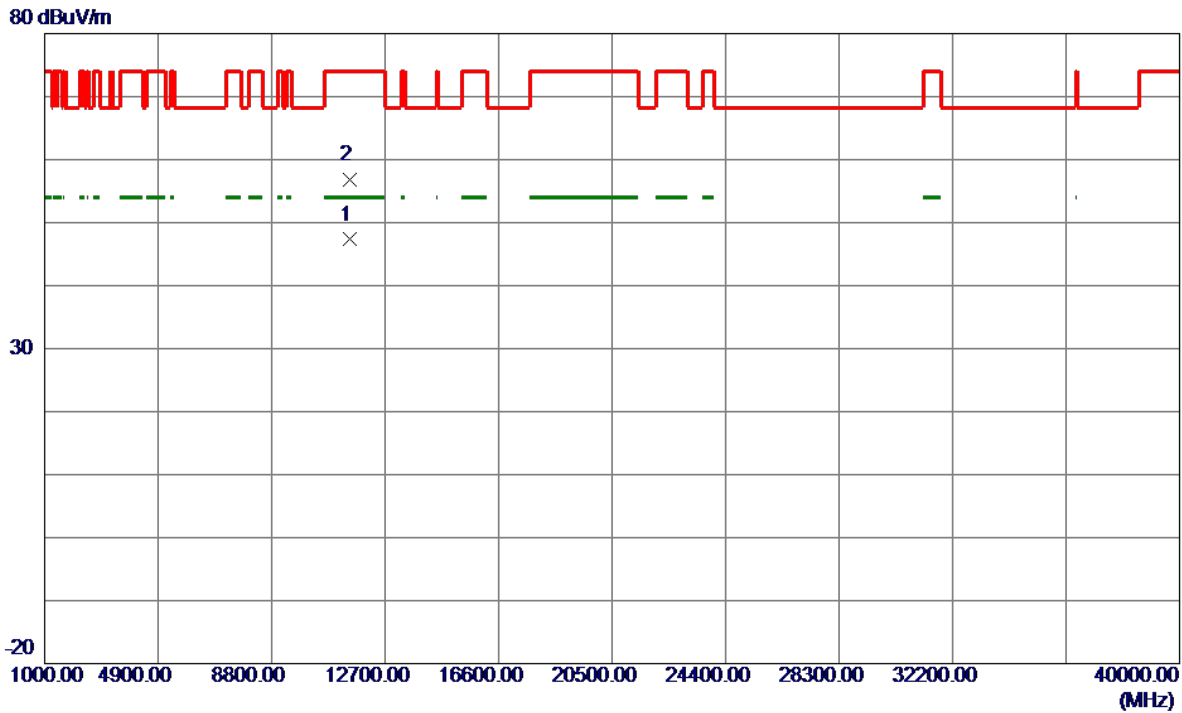


No.	Freq. MHz	Reading Level dBuV/m	Correct Factor dB	Measure ment dBuV/m	Limit dBuV/m	Margin dB	Detector	Comment
1	5715.0000	41.48	19.72	61.20	109.40	-48.20	Peak	
2	5725.0000	48.47	19.75	68.22	122.20	-53.98	Peak	
3 *	5744.4000	88.72	19.81	108.53	122.20	-13.67	Peak	No Limit

**REMARKS:**

- (1) Measurement Value = Reading Level + Correct Factor.
- (2) Margin Level = Measurement Value - Limit Value.

Test Mode	UNII-3_TX AX(HE20) Mode 5745 MHz	Polarization	Horizontal
-----------	----------------------------------	--------------	------------

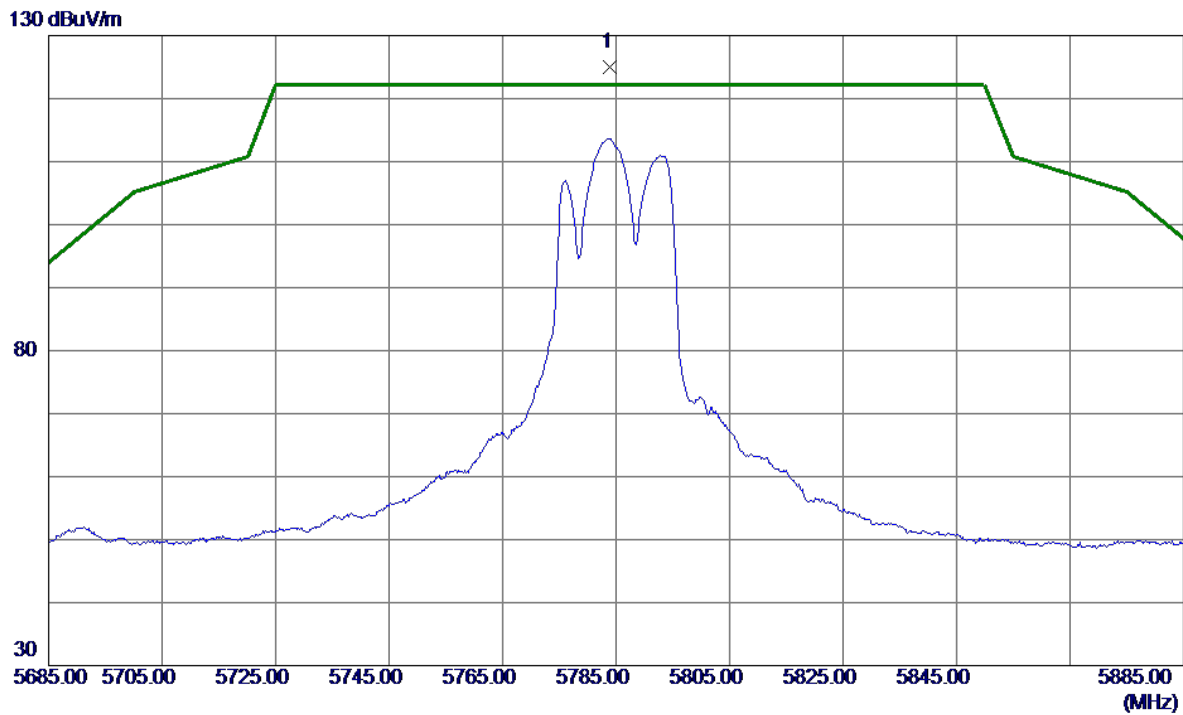


No.	Freq. MHz	Reading Level dBuV/m	Correct Factor dB	Measure ment dBuV/m	Limit dBuV/m	Margin dB	Detector	Comment
1 *	11492.1449	30.65	16.65	47.30	54.00	-6.70	AVG	
2	11492.1550	40.12	16.65	56.77	74.00	-17.23	Peak	

**REMARKS:**

- (1) Measurement Value = Reading Level + Correct Factor.
- (2) Margin Level = Measurement Value - Limit Value.

Test Mode	UNII-3_TX AX(HE20) Mode 5785 MHz	Polarization	Vertical
-----------	----------------------------------	--------------	----------

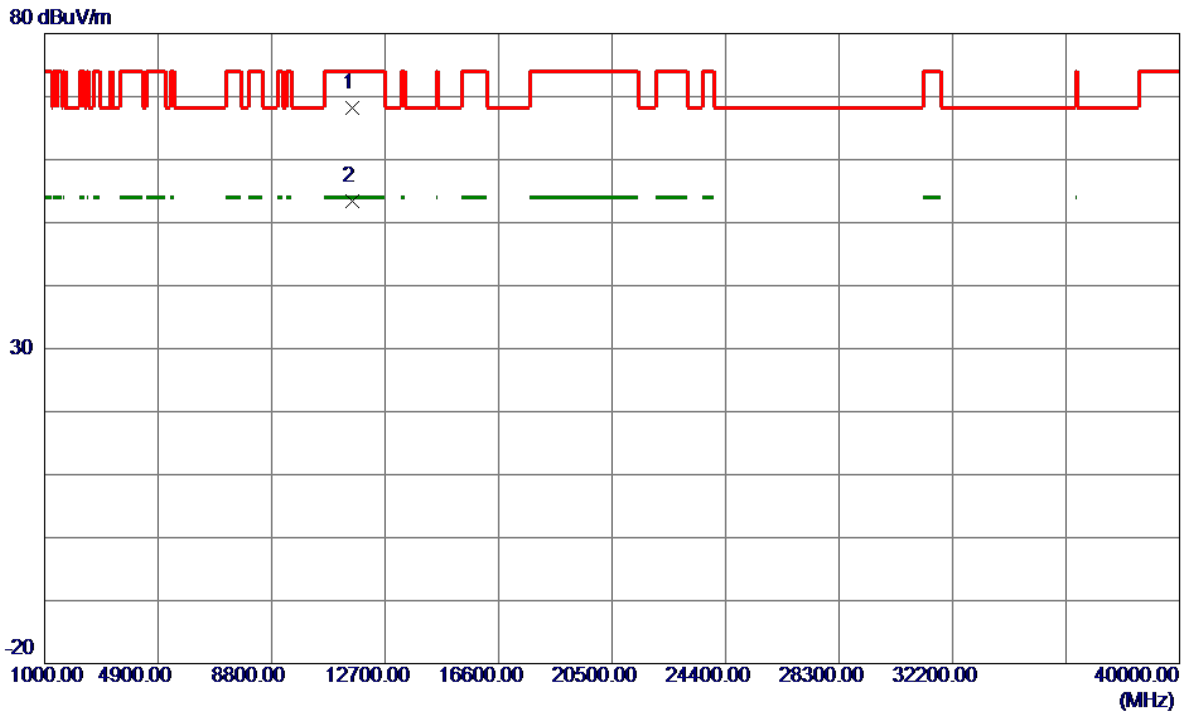


No.	Freq. MHz	Reading Level dBuV/m	Correct Factor dB	Measure ment dBuV/m	Limit dBuV/m	Margin dB	Detector	Comment
1 *	5784.0000	105.17	19.92	125.09	122.20	2.89	Peak	No Limit

**REMARKS:**

- (1) Measurement Value = Reading Level + Correct Factor.
- (2) Margin Level = Measurement Value - Limit Value.

Test Mode	UNII-3_TX AX(HE20) Mode 5785 MHz	Polarization	Vertical
-----------	----------------------------------	--------------	----------

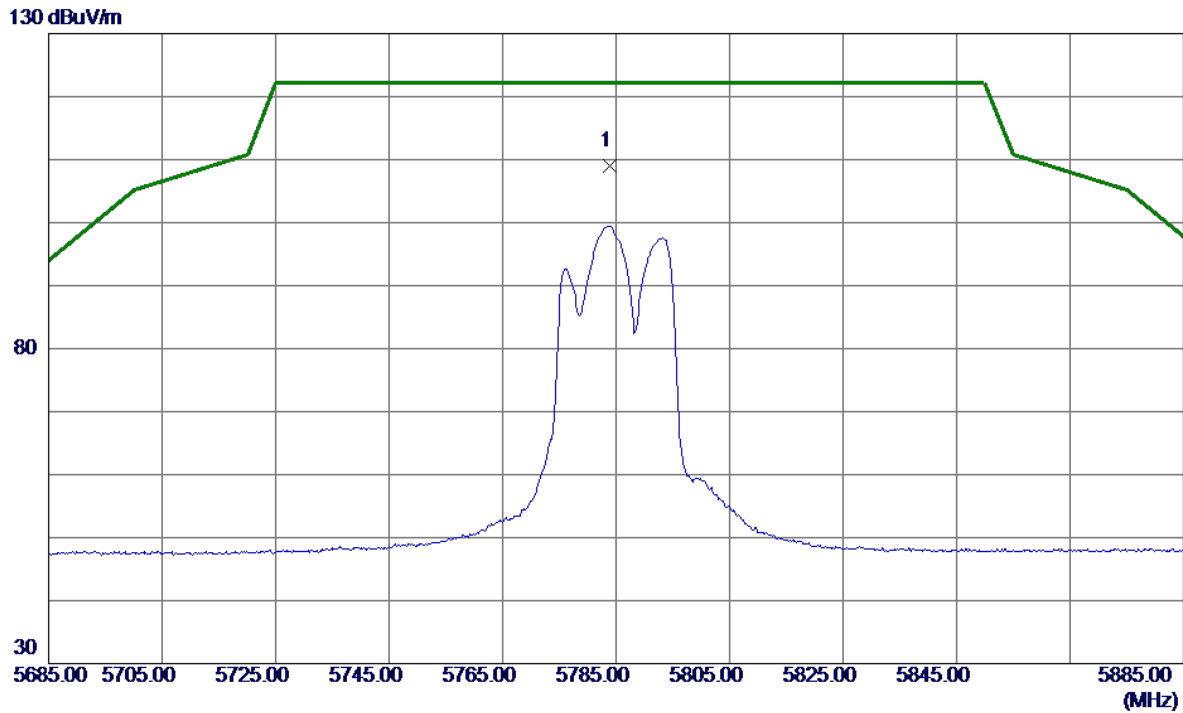


No.	Freq. MHz	Reading Level dBuV/m	Correct Factor dB	Measure ment dBuV/m	Limit dBuV/m	Margin dB	Detector	Comment
1	11572.4380	51.48	16.73	68.21	74.00	-5.79	Peak	
2 *	11572.4930	36.66	16.73	53.39	54.00	-0.61	AVG	

**REMARKS:**

- (1) Measurement Value = Reading Level + Correct Factor.
- (2) Margin Level = Measurement Value - Limit Value.

Test Mode	UNII-3_TX AX(HE20) Mode 5785 MHz	Polarization	Horizontal
-----------	----------------------------------	--------------	------------

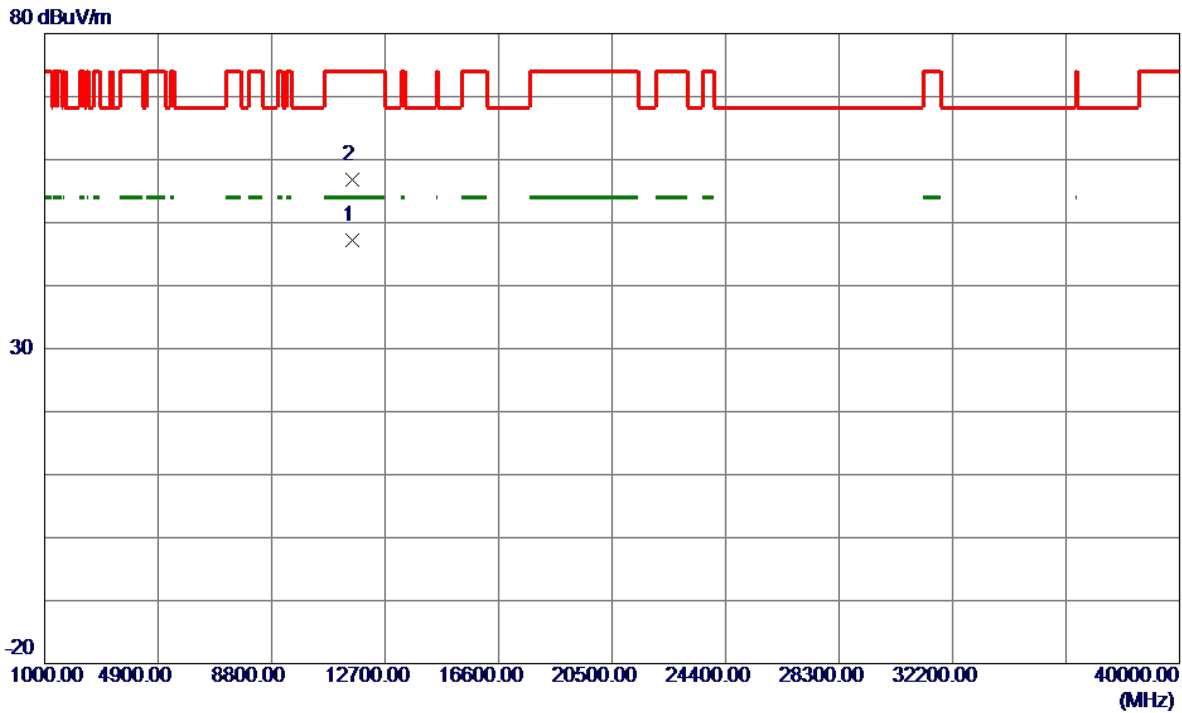


No.	Freq. MHz	Reading Level dBuV/m	Correct Factor dB	Measure ment dBuV/m	Limit dBuV/m	Margin dB	Detector	Comment
1 *	5783.9000	89.05	19.92	108.97	122.20	-13.23	Peak	No Limit

**REMARKS:**

- (1) Measurement Value = Reading Level + Correct Factor.
- (2) Margin Level = Measurement Value - Limit Value.

Test Mode	UNII-3_TX AX(HE20) Mode 5785 MHz	Polarization	Horizontal
-----------	----------------------------------	--------------	------------

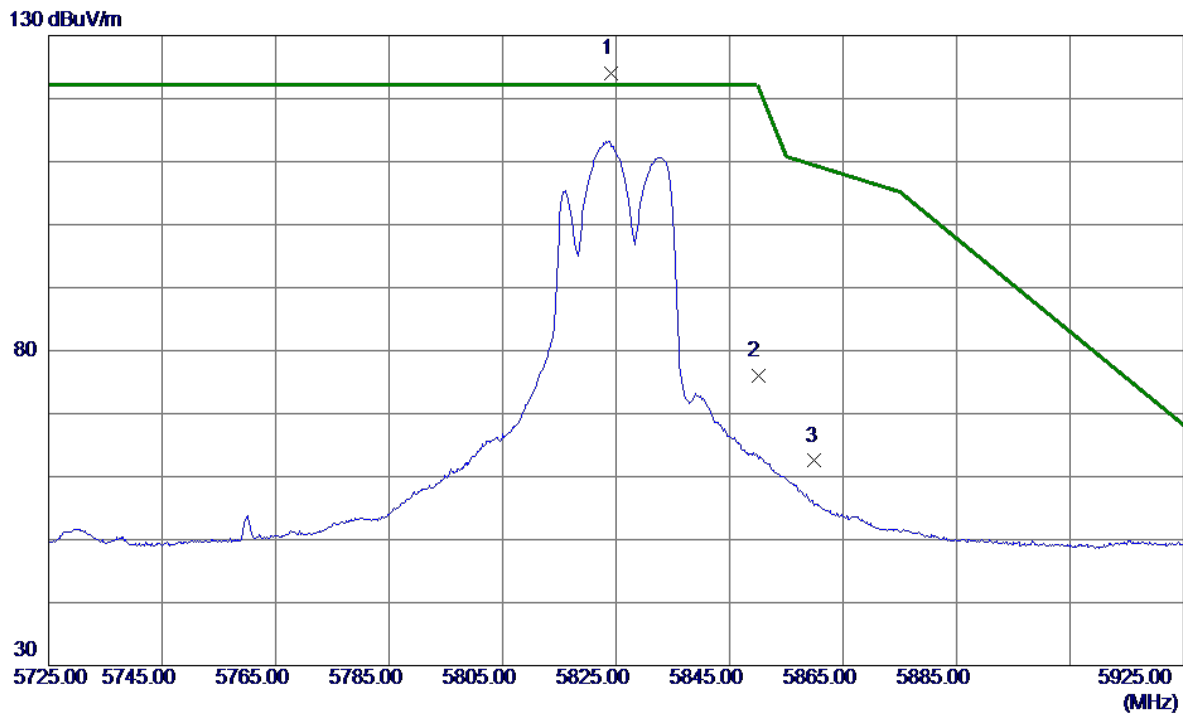


No.	Freq. MHz	Reading Level dBuV/m	Correct Factor dB	Measure ment dBuV/m	Limit dBuV/m	Margin dB	Detector	Comment
1 *	11572.1380	30.52	16.73	47.25	54.00	-6.75	AVG	
2	11572.2350	40.08	16.73	56.81	74.00	-17.19	Peak	

**REMARKS:**

- (1) Measurement Value = Reading Level + Correct Factor.
- (2) Margin Level = Measurement Value - Limit Value.

Test Mode	UNII-3_TX AX(HE20) Mode 5825 MHz	Polarization	Vertical
-----------	----------------------------------	--------------	----------



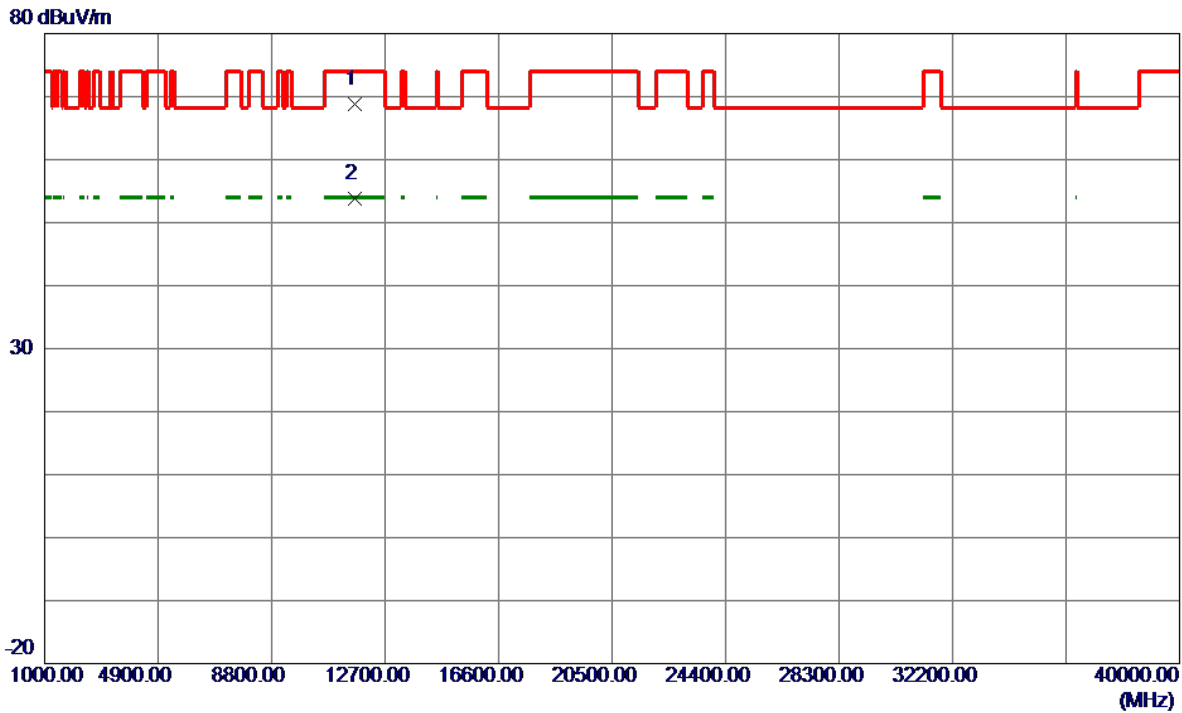
No.	Freq. MHz	Reading Level dBuV/m	Correct Factor dB	Measure ment dBuV/m	Limit dBuV/m	Margin dB	Detector	Comment
1 *	5824.1000	103.91	20.03	123.94	122.20	1.74	Peak	No Limit
2	5850.0000	55.98	20.10	76.08	122.20	-46.12	Peak	
3	5860.0000	42.37	20.13	62.50	109.40	-46.90	Peak	

**REMARKS:**

- (1) Measurement Value = Reading Level + Correct Factor.
- (2) Margin Level = Measurement Value - Limit Value.



Test Mode	UNII-3_TX AX(HE20) Mode 5825 MHz	Polarization	Vertical
-----------	----------------------------------	--------------	----------

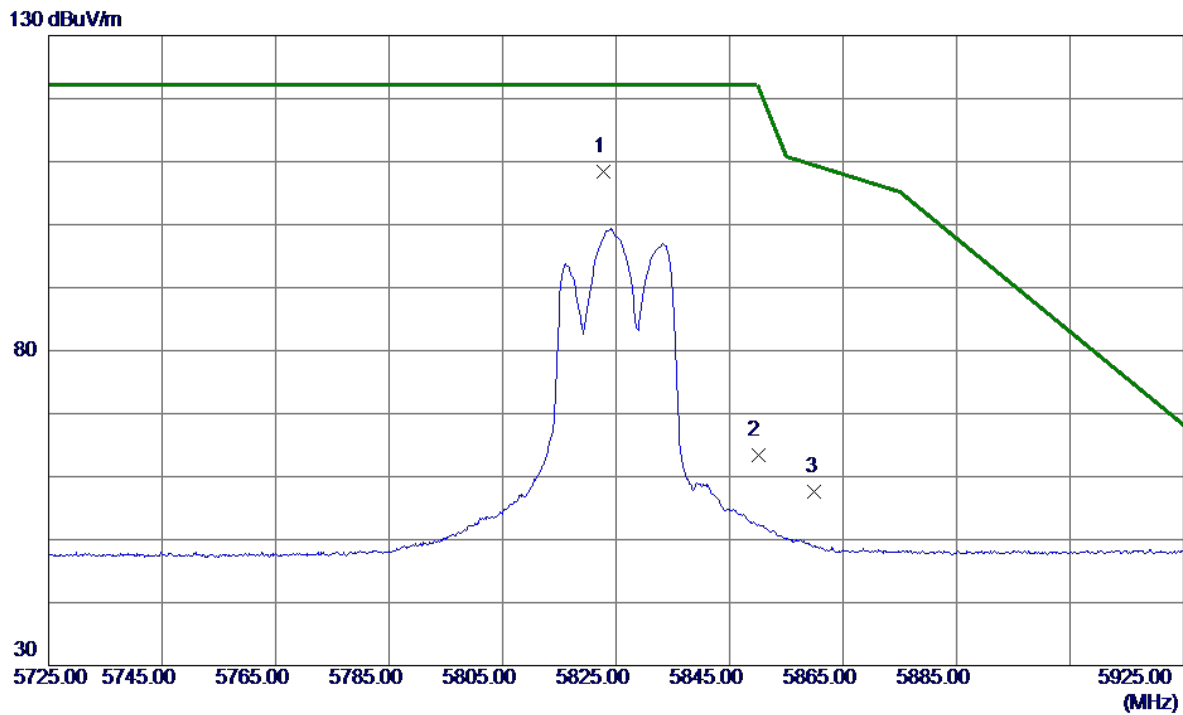


No.	Freq. MHz	Reading Level dBuV/m	Correct Factor dB	Measure ment dBuV/m	Limit dBuV/m	Margin dB	Detector	Comment
1	11652.1400	51.98	16.82	68.80	74.00	-5.20	Peak	
2 *	11652.3580	36.98	16.82	53.80	54.00	-0.20	AVG	

**REMARKS:**

- (1) Measurement Value = Reading Level + Correct Factor.
- (2) Margin Level = Measurement Value - Limit Value.

Test Mode	UNII-3_TX AX(HE20) Mode 5825 MHz	Polarization	Horizontal
-----------	----------------------------------	--------------	------------

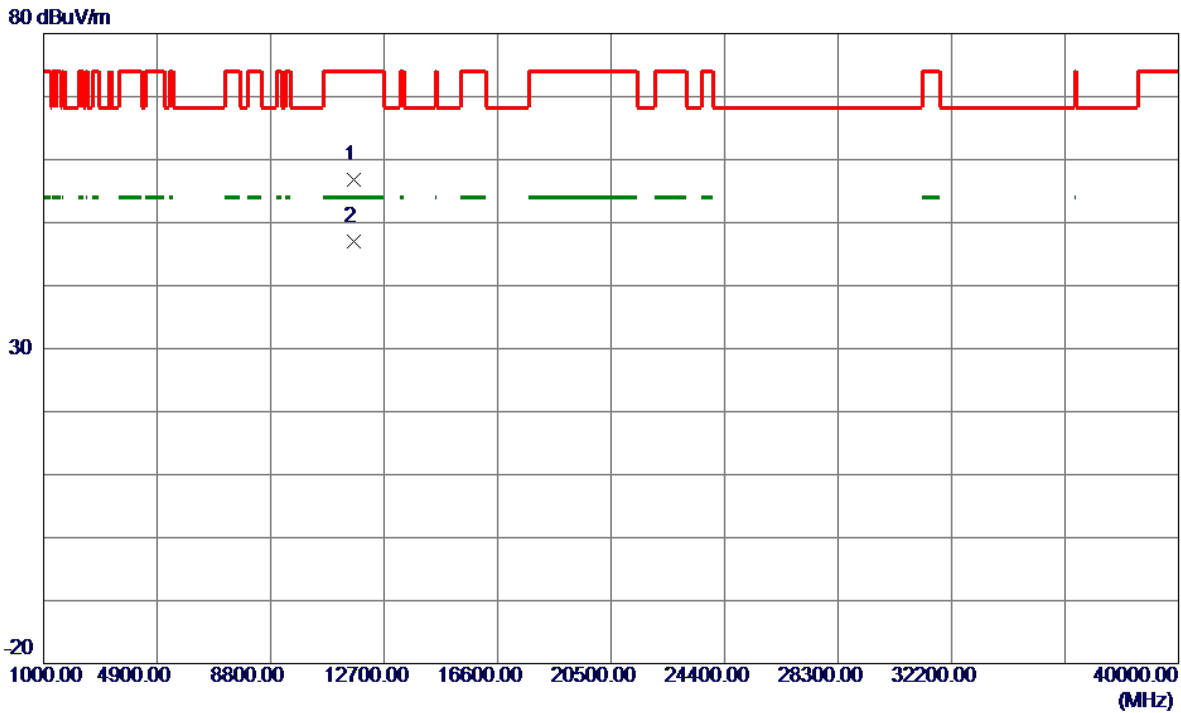


No.	Freq. MHz	Reading Level dBuV/m	Correct Factor dB	Measure ment dBuV/m	Limit dBuV/m	Margin dB	Detector	Comment
1 *	5822.8000	88.34	20.02	108.36	122.20	-13.84	Peak	No Limit
2	5850.0000	43.33	20.10	63.43	122.20	-58.77	Peak	
3	5860.0000	37.55	20.13	57.68	109.40	-51.72	Peak	

**REMARKS:**

- (1) Measurement Value = Reading Level + Correct Factor.
- (2) Margin Level = Measurement Value - Limit Value.

Test Mode	UNII-3_TX AX(HE20) Mode 5825 MHz	Polarization	Horizontal
-----------	----------------------------------	--------------	------------

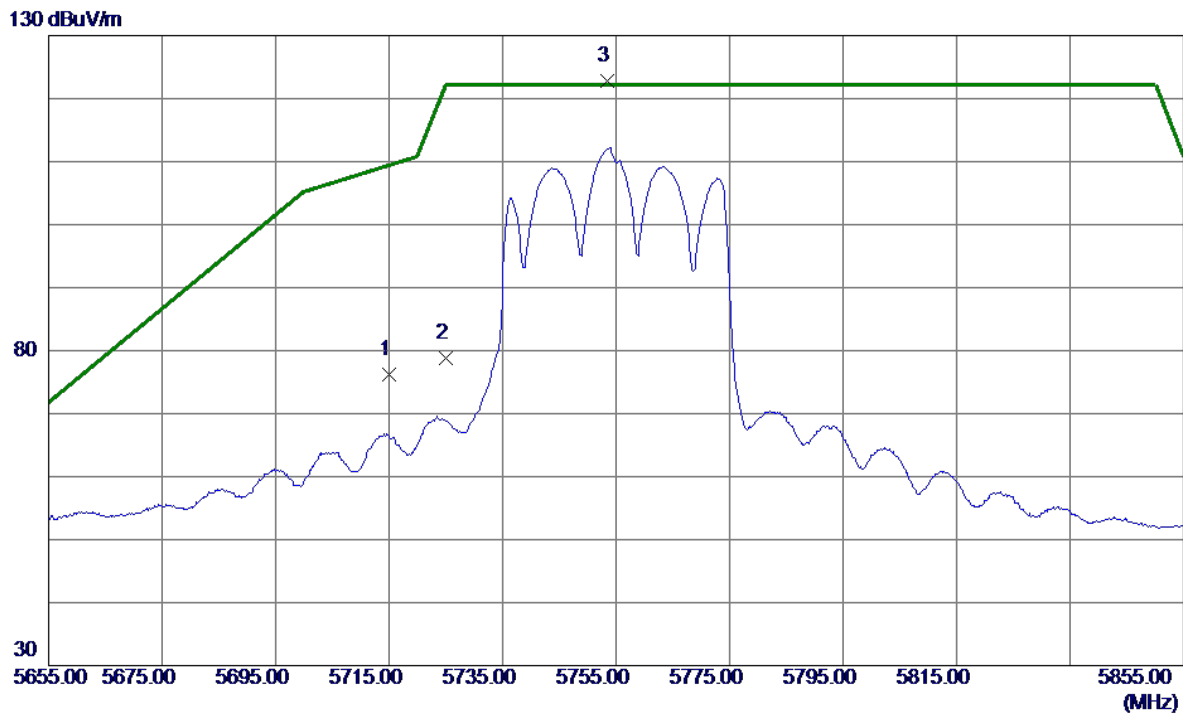


No.	Freq. MHz	Reading Level dBuV/m	Correct Factor dB	Measure ment dBuV/m	Limit dBuV/m	Margin dB	Detector	Comment
1	11652.3019	40.01	16.82	56.83	74.00	-17.17	Peak	
2 *	11652.3099	30.14	16.82	46.96	54.00	-7.04	AVG	

**REMARKS:**

- (1) Measurement Value = Reading Level + Correct Factor.
- (2) Margin Level = Measurement Value - Limit Value.

Test Mode	UNII-3_TX AX(HE40) Mode 5755 MHz	Polarization	Vertical
-----------	----------------------------------	--------------	----------

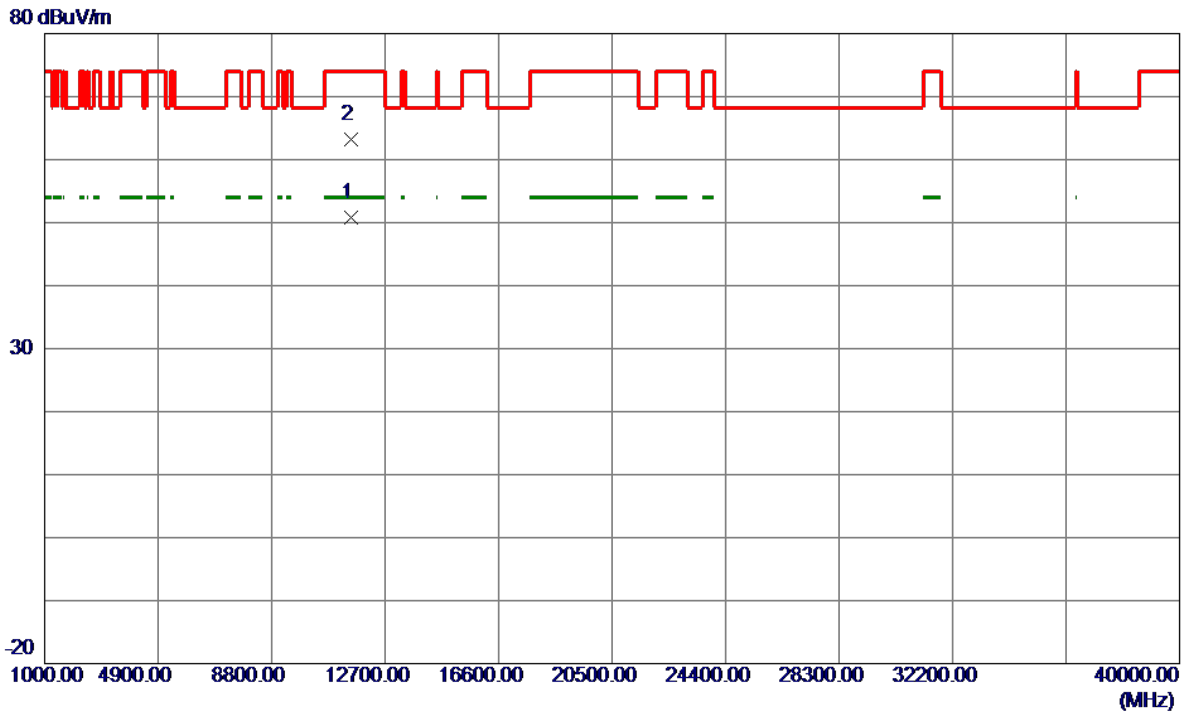


No.	Freq. MHz	Reading Level dBuV/m	Correct Factor dB	Measure ment dBuV/m	Limit dBuV/m	Margin dB	Detector	Comment
1	5715.0000	56.40	19.72	76.12	109.40	-33.28	Peak	
2	5725.0000	59.01	19.75	78.76	122.20	-43.44	Peak	
3 *	5753.5000	102.89	19.83	122.72	122.20	0.52	Peak	No Limit

**REMARKS:**

- (1) Measurement Value = Reading Level + Correct Factor.
- (2) Margin Level = Measurement Value - Limit Value.

Test Mode	UNII-3_TX AX(HE40) Mode 5755 MHz	Polarization	Vertical
-----------	----------------------------------	--------------	----------

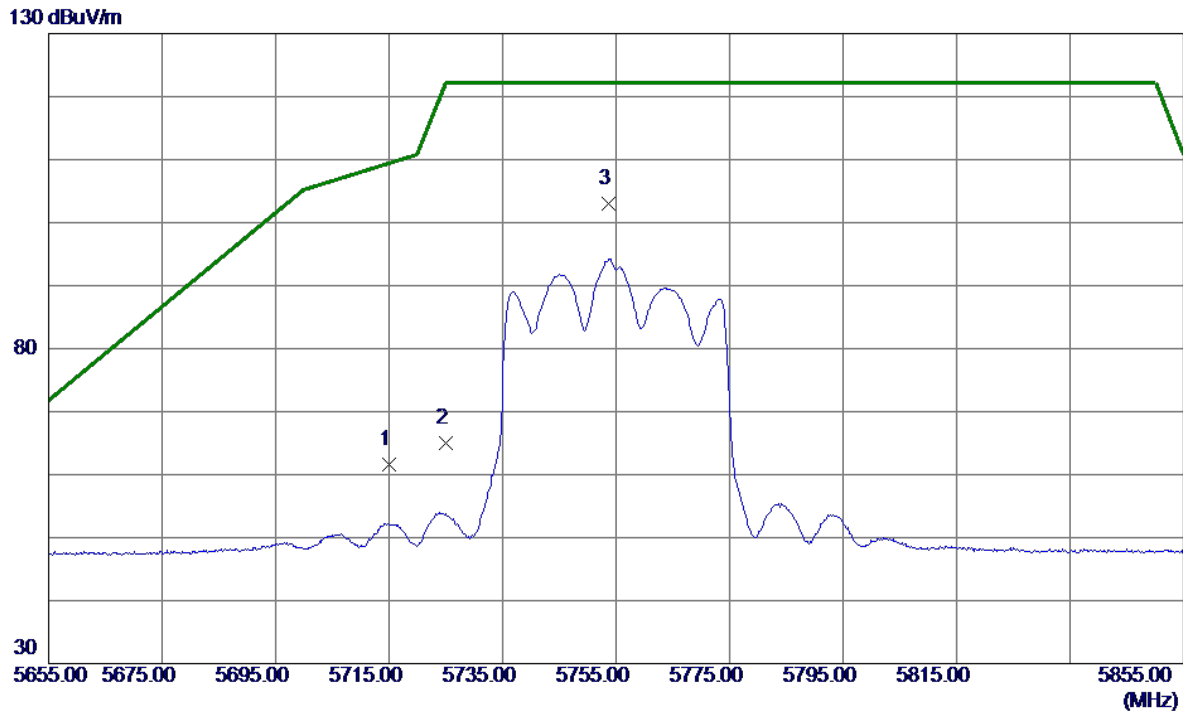


No.	Freq. MHz	Reading Level dBuV/m	Correct Factor dB	Measure ment dBuV/m	Limit dBuV/m	Margin dB	Detector	Comment
1 *	11512.3680	34.12	16.67	50.79	54.00	-3.21	AVG	
2	11512.4070	46.60	16.67	63.27	74.00	-10.73	Peak	

**REMARKS:**

- (1) Measurement Value = Reading Level + Correct Factor.
- (2) Margin Level = Measurement Value - Limit Value.

Test Mode	UNII-3_TX AX(HE40) Mode 5755 MHz	Polarization	Horizontal
-----------	----------------------------------	--------------	------------

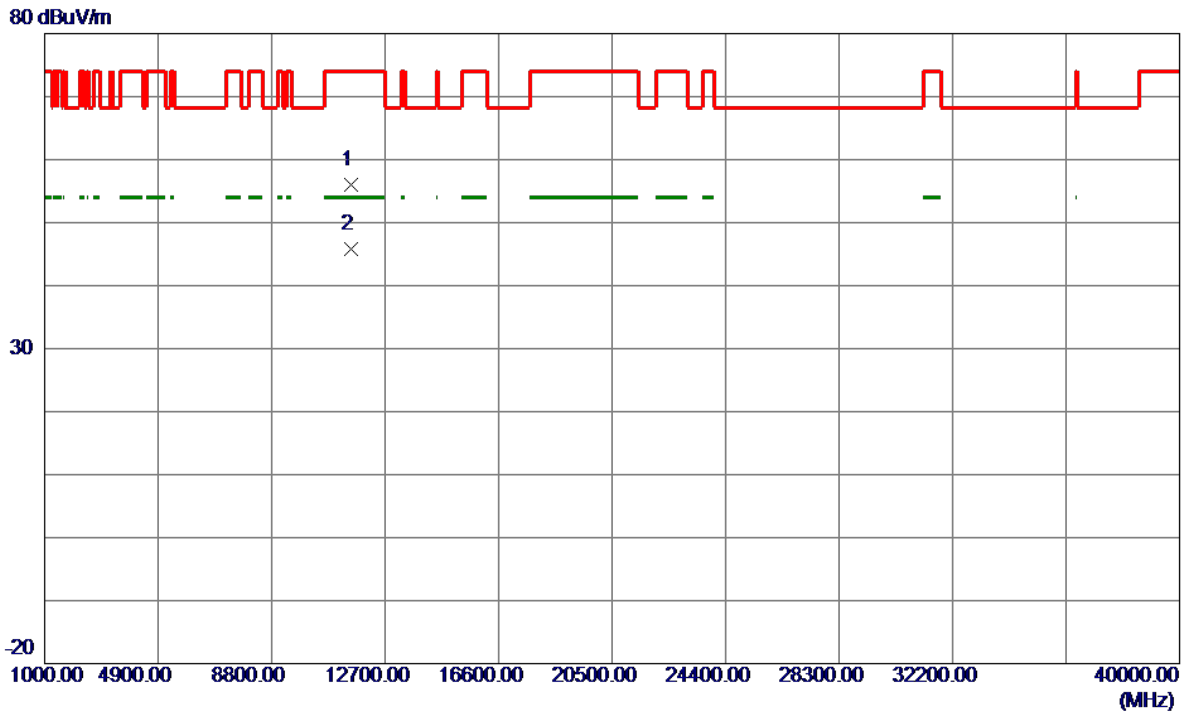


No.	Freq. MHz	Reading Level dBuV/m	Correct Factor dB	Measure ment dBuV/m	Limit dBuV/m	Margin dB	Detector	Comment
1	5715.0000	41.92	19.72	61.64	109.40	-47.76	Peak	
2	5725.0000	45.16	19.75	64.91	122.20	-57.29	Peak	
3 *	5753.7000	83.11	19.83	102.94	122.20	-19.26	Peak	No Limit

**REMARKS:**

- (1) Measurement Value = Reading Level + Correct Factor.
- (2) Margin Level = Measurement Value - Limit Value.

Test Mode	UNII-3_TX AX(HE40) Mode 5755 MHz	Polarization	Horizontal
-----------	----------------------------------	--------------	------------

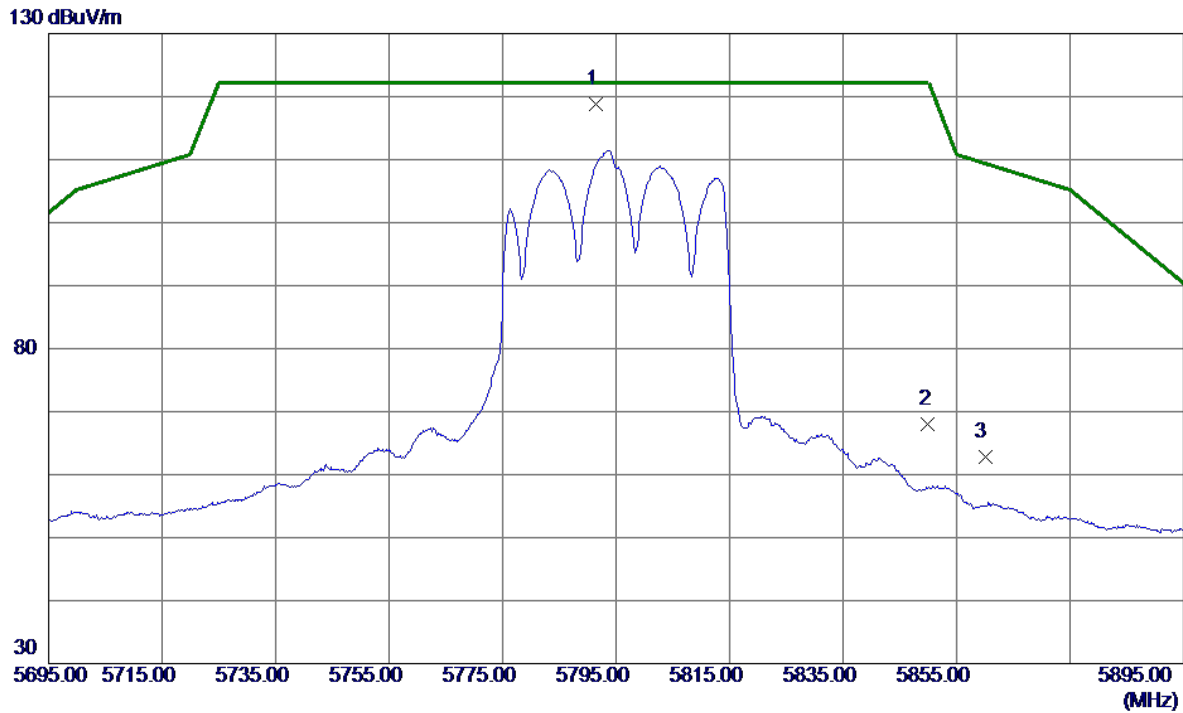


No.	Freq. MHz	Reading Level dBuV/m	Correct Factor dB	Measure ment dBuV/m	Limit dBuV/m	Margin dB	Detector	Comment
1	11512.1730	39.34	16.67	56.01	74.00	-17.99	Peak	
2 *	11512.2000	29.13	16.67	45.80	54.00	-8.20	AVG	

**REMARKS:**

- (1) Measurement Value = Reading Level + Correct Factor.
- (2) Margin Level = Measurement Value - Limit Value.

Test Mode	UNII-3_TX AX(HE40) Mode 5795 MHz	Polarization	Vertical
-----------	----------------------------------	--------------	----------



No.	Freq. MHz	Reading Level dBuV/m	Correct Factor dB	Measure ment dBuV/m	Limit dBuV/m	Margin dB	Detector	Comment
1 *	5791.5000	98.85	19.94	118.79	122.20	-3.41	Peak	No Limit
2	5850.0000	47.84	20.10	67.94	122.20	-54.26	Peak	
3	5860.0000	42.75	20.13	62.88	109.40	-46.52	Peak	

**REMARKS:**

- (1) Measurement Value = Reading Level + Correct Factor.
- (2) Margin Level = Measurement Value - Limit Value.



Test Mode	UNII-3_TX AX(HE40) Mode 5795 MHz	Polarization	Vertical
-----------	----------------------------------	--------------	----------

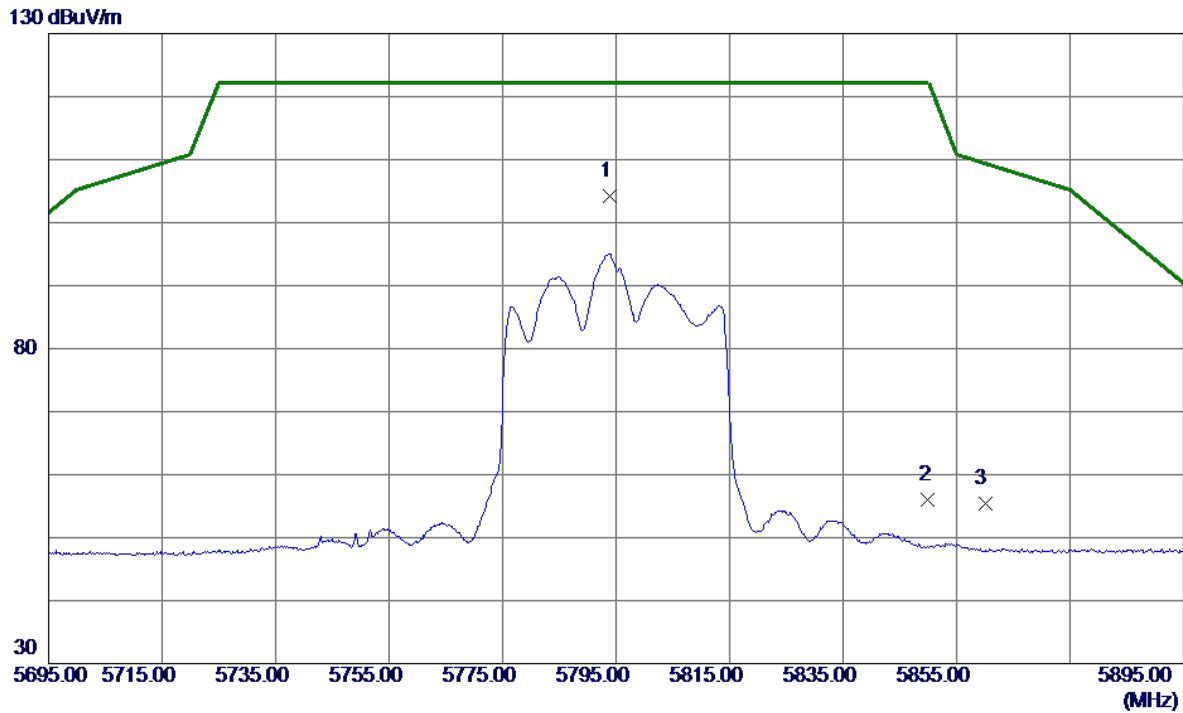


No.	Freq. MHz	Reading Level dBuV/m	Correct Factor dB	Measure ment dBuV/m	Limit dBuV/m	Margin dB	Detector	Comment
1 *	11593.8400	34.74	16.76	51.50	54.00	-2.50	AVG	
2	11594.5500	49.38	16.76	66.14	74.00	-7.86	Peak	

**REMARKS:**

- (1) Measurement Value = Reading Level + Correct Factor.
- (2) Margin Level = Measurement Value - Limit Value.

Test Mode	UNII-3_TX AX(HE40) Mode 5795 MHz	Polarization	Horizontal
-----------	----------------------------------	--------------	------------

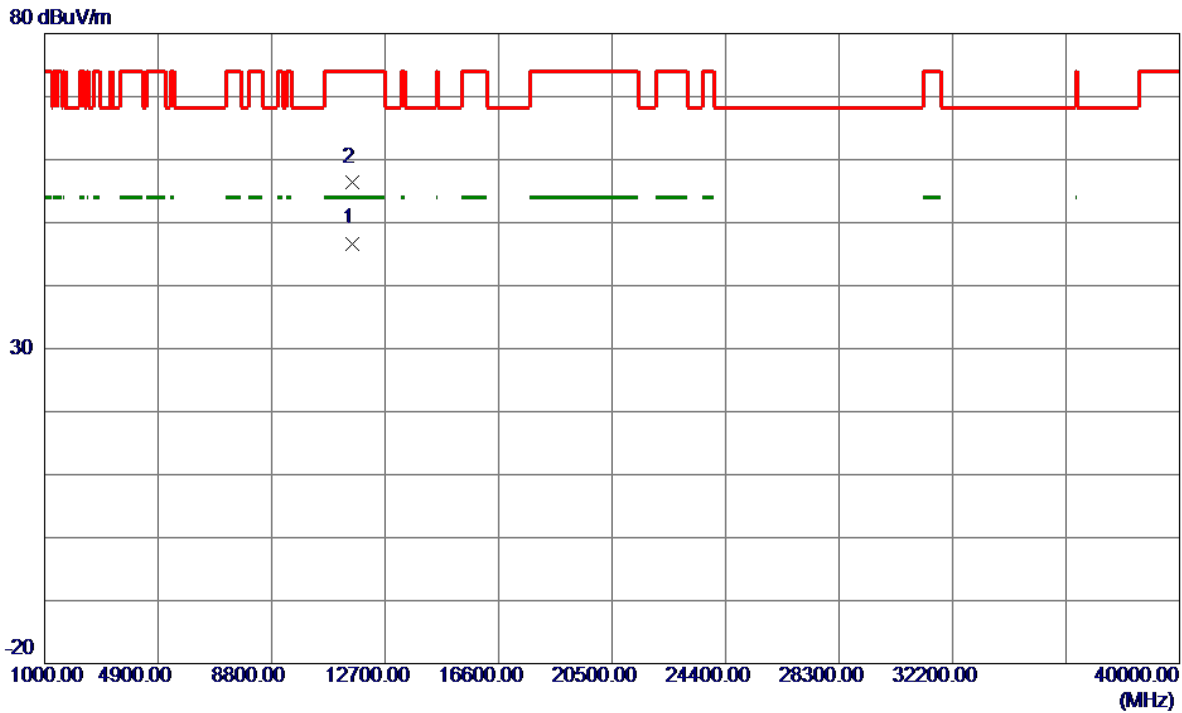


No.	Freq. MHz	Reading Level dBuV/m	Correct Factor dB	Measure ment dBuV/m	Limit dBuV/m	Margin dB	Detector	Comment
1 *	5793.9000	84.33	19.94	104.27	122.20	-17.93	Peak	No Limit
2	5850.0000	35.89	20.10	55.99	122.20	-66.21	Peak	
3	5860.0000	35.27	20.13	55.40	109.40	-54.00	Peak	

**REMARKS:**

- (1) Measurement Value = Reading Level + Correct Factor.
- (2) Margin Level = Measurement Value - Limit Value.

Test Mode	UNII-3_TX AX(HE40) Mode 5795 MHz	Polarization	Horizontal
-----------	----------------------------------	--------------	------------

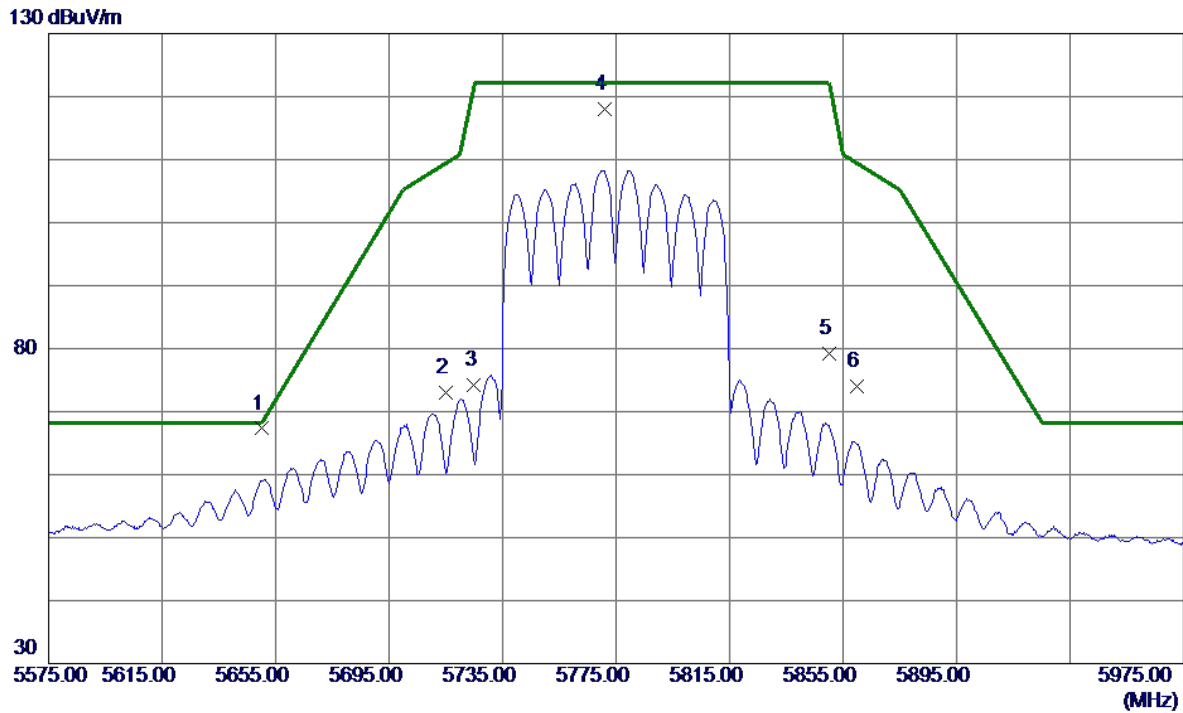


No.	Freq. MHz	Reading Level dBuV/m	Correct Factor dB	Measure ment dBuV/m	Limit dBuV/m	Margin dB	Detector	Comment
1 *	11592.4580	29.95	16.75	46.70	54.00	-7.30	AVG	
2	11592.4900	39.56	16.75	56.31	74.00	-17.69	Peak	

**REMARKS:**

- (1) Measurement Value = Reading Level + Correct Factor.
- (2) Margin Level = Measurement Value - Limit Value.

Test Mode	UNII-3_TX AX(HE80) Mode 5775 MHz	Polarization	Vertical
-----------	----------------------------------	--------------	----------

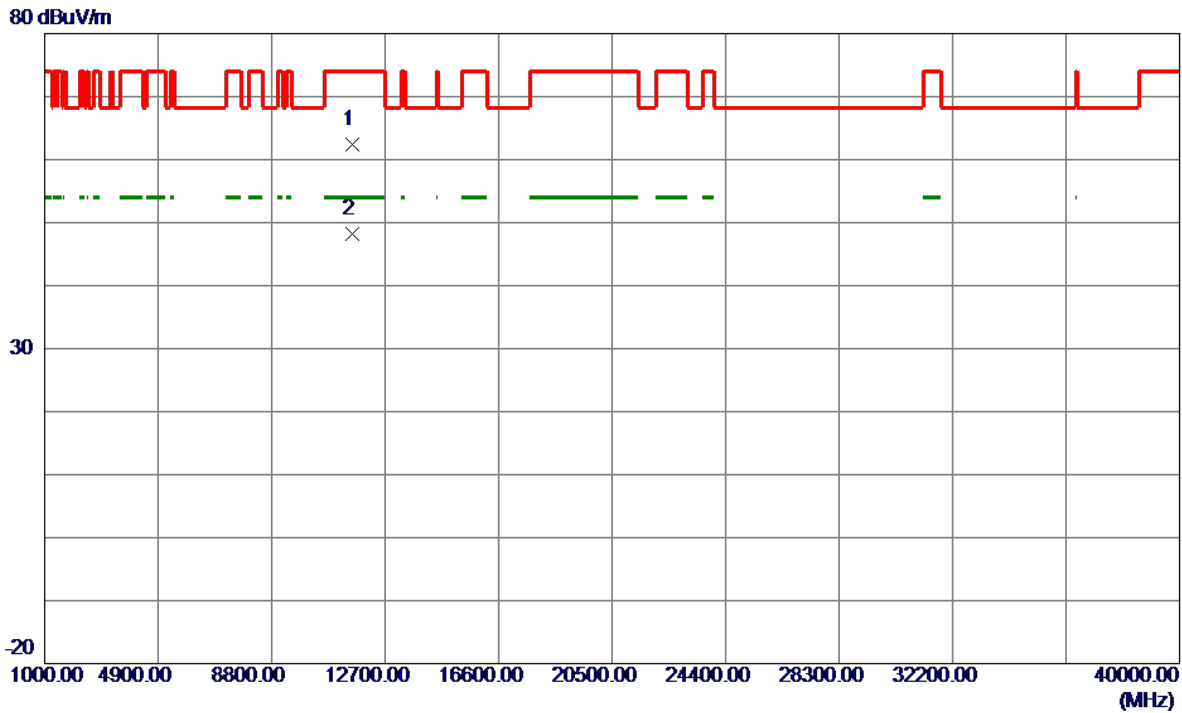


No.	Freq. MHz	Reading Level dBuV/m	Correct Factor dB	Measure ment dBuV/m	Limit dBuV/m	Margin dB	Detector	Comment
1 *	5650.0000	47.76	19.54	67.30	68.20	-0.90	Peak	
2	5715.0000	53.31	19.72	73.03	109.40	-36.37	Peak	
3	5725.0000	54.46	19.75	74.21	122.20	-47.99	Peak	
4	5771.0000	98.21	19.88	118.09	122.20	-4.11	Peak	No Limit
5	5850.0000	59.06	20.10	79.16	122.20	-43.04	Peak	
6	5860.0000	53.81	20.13	73.94	109.40	-35.46	Peak	

**REMARKS:**

- (1) Measurement Value = Reading Level + Correct Factor.
- (2) Margin Level = Measurement Value - Limit Value.

Test Mode	UNII-3_TX AX(HE80) Mode 5775 MHz	Polarization	Vertical
-----------	----------------------------------	--------------	----------

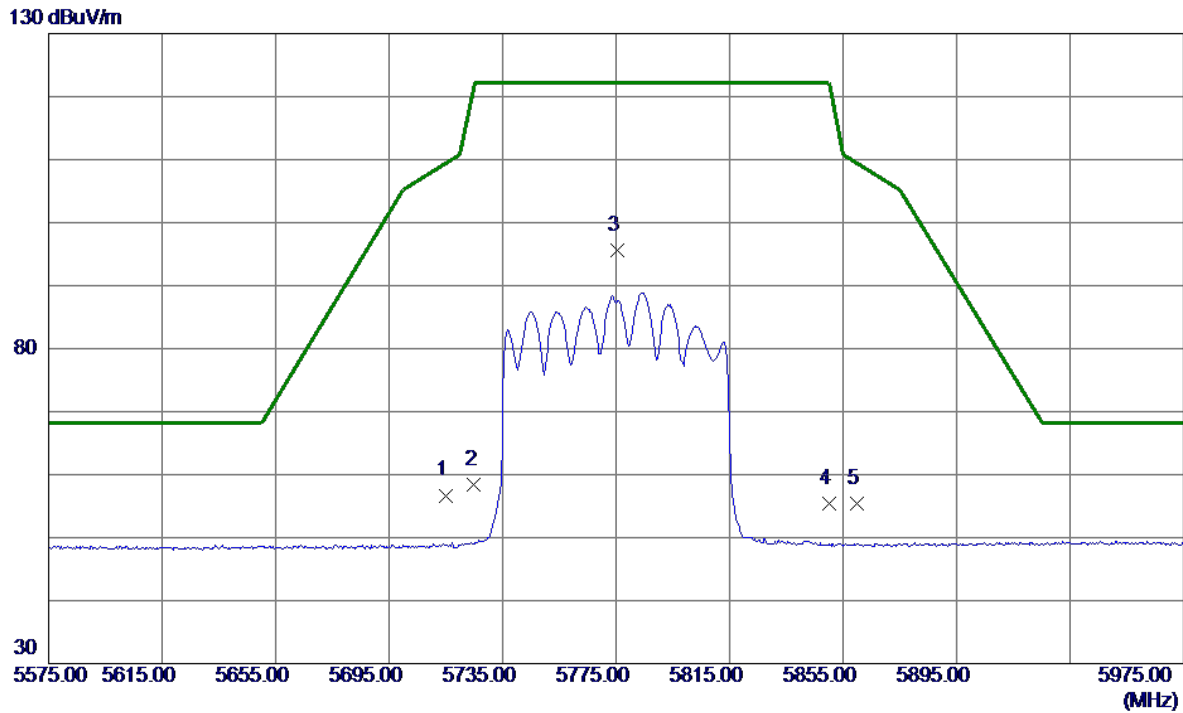


No.	Freq. MHz	Reading Level dBuV/m	Correct Factor dB	Measure ment dBuV/m	Limit dBuV/m	Margin dB	Detector	Comment
1	11551.7200	45.68	16.71	62.39	74.00	-11.61	Peak	
2 *	11552.4850	31.55	16.71	48.26	54.00	-5.74	AVG	

**REMARKS:**

- (1) Measurement Value = Reading Level + Correct Factor.
- (2) Margin Level = Measurement Value - Limit Value.

Test Mode	UNII-3_TX AX(HE80) Mode 5775 MHz	Polarization	Horizontal
-----------	----------------------------------	--------------	------------

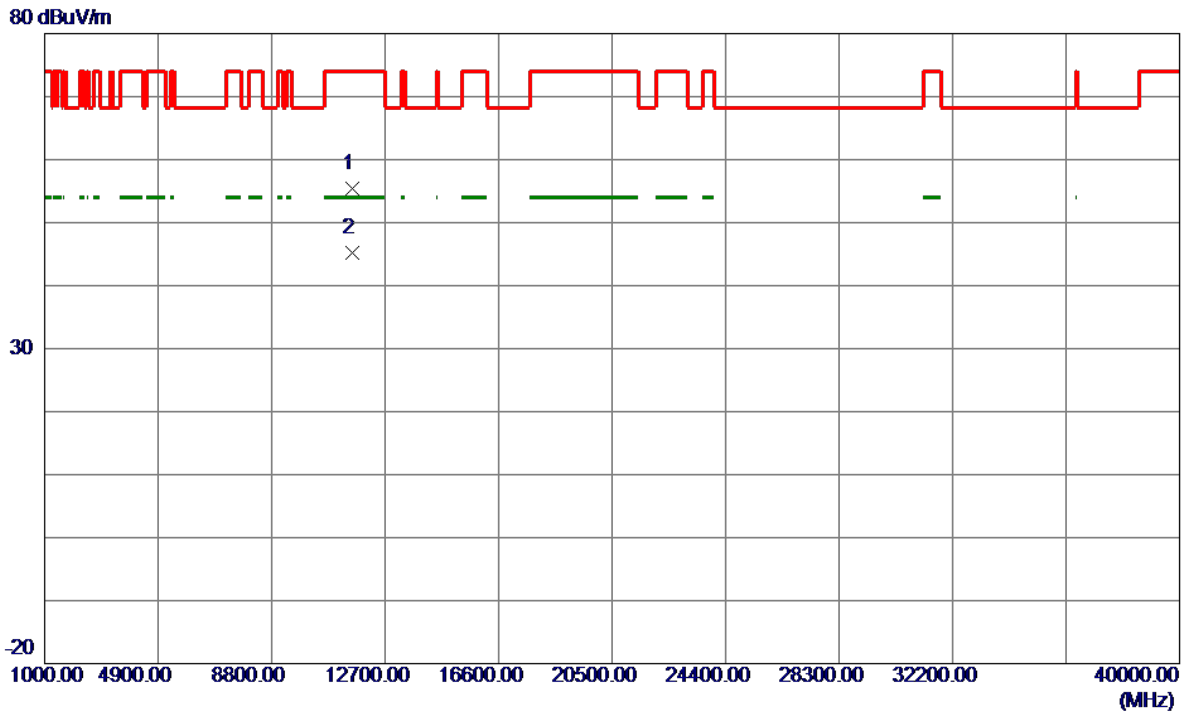


No.	Freq. MHz	Reading Level dBuV/m	Correct Factor dB	Measure ment dBuV/m	Limit dBuV/m	Margin dB	Detector	Comment
1	5715.0000	36.98	19.72	56.70	109.40	-52.70	Peak	
2	5725.0000	38.71	19.75	58.46	122.20	-63.74	Peak	
3 *	5775.4000	75.67	19.89	95.56	122.20	-26.64	Peak	No Limit
4	5850.0000	35.25	20.10	55.35	122.20	-66.85	Peak	
5	5860.0000	35.23	20.13	55.36	109.40	-54.04	Peak	

**REMARKS:**

- (1) Measurement Value = Reading Level + Correct Factor.
- (2) Margin Level = Measurement Value - Limit Value.

Test Mode	UNII-3_TX AX(HE80) Mode 5775 MHz	Polarization	Horizontal
-----------	----------------------------------	--------------	------------



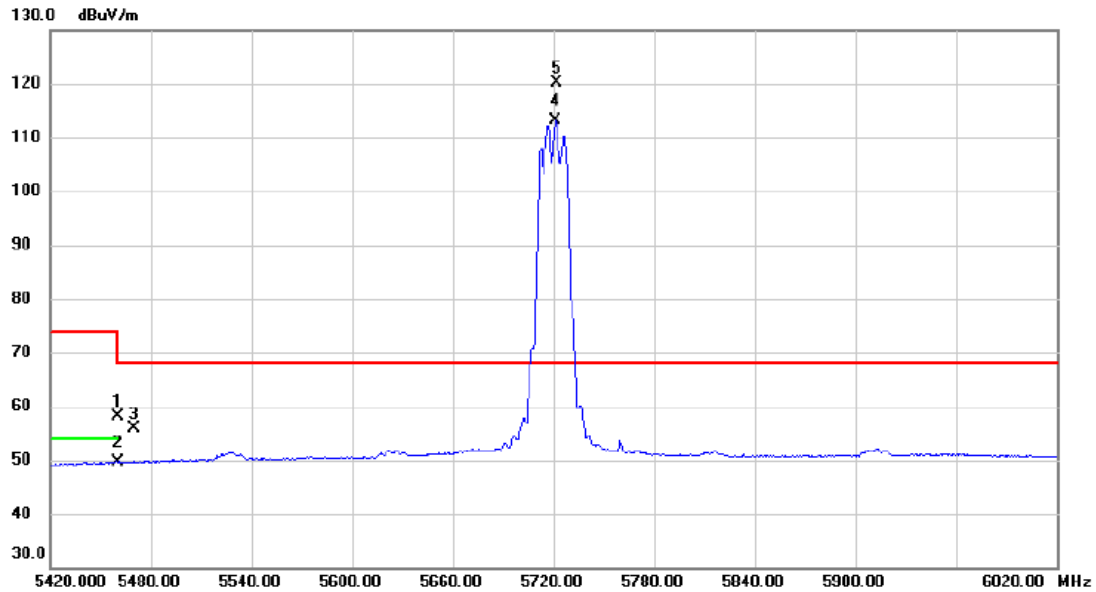
No.	Freq. MHz	Reading Level dBuV/m	Correct Factor dB	Measure ment dBuV/m	Limit dBuV/m	Margin dB	Detector	Comment
1	11552.4100	38.64	16.71	55.35	74.00	-18.65	Peak	
2 *	11552.4380	28.55	16.71	45.26	54.00	-8.74	AVG	

**REMARKS:**

- (1) Measurement Value = Reading Level + Correct Factor.
- (2) Margin Level = Measurement Value - Limit Value.

**Straddle Channel:**

Test Mode	UNII-2C_TX A Mode 5720 MHz	Polarization	Vertical
-----------	----------------------------	--------------	----------



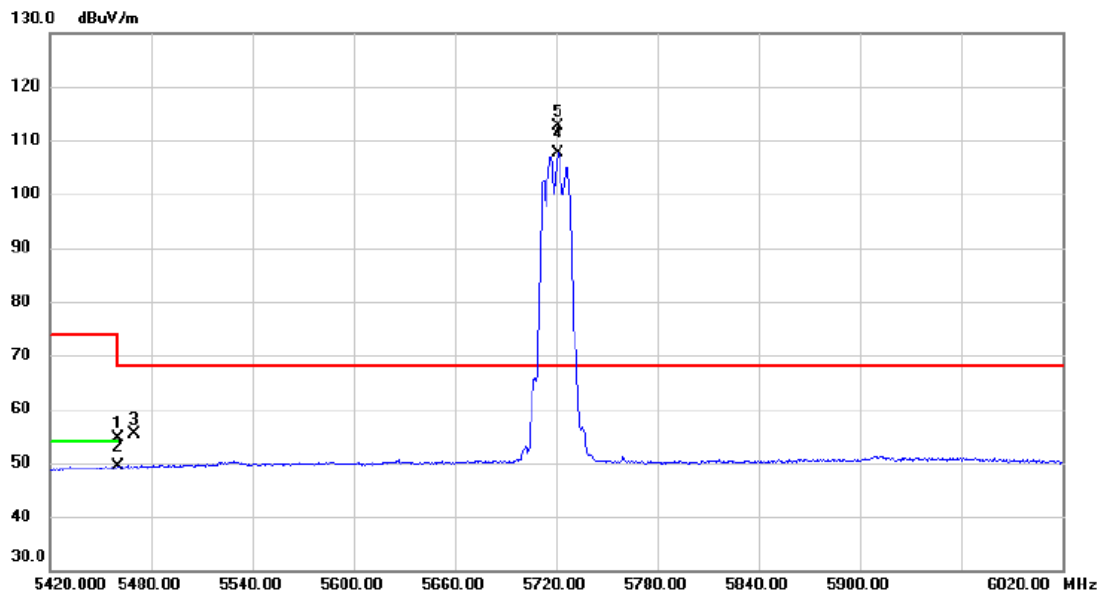
No.	Mk.	Freq. MHz	Reading Level dBuV	Correct Factor dB	Measure- ment dBuV/m	Limit dBuV/m	Margin dB	Detector	Comment
1		5460.000	38.96	19.10	58.06	74.00	-15.94	peak	
2		5460.000	30.46	19.10	49.56	54.00	-4.44	AVG	
3		5470.000	36.64	19.13	55.77	68.20	-12.43	peak	
4	X	5721.500	93.18	19.88	113.06	68.20	44.86	AVG	No Limit
5	*	5721.800	100.1	19.88	120.05	68.20	51.85	peak	No Limit

**REMARKS:**

- (1) Measurement Value = Reading Level + Correct Factor.
- (2) Margin Level = Measurement Value - Limit Value.
- (3) Straddle channels 138, 142 and 144 are considered to be operating in both U-NII-2C and U-NII-3.  
 The worst case out-of-band emission limit, i.e., -27 dBm/MHz peak EIRP, applies at the band edges.  
 The band edges are considered to be 5.47 GHz and 5.85 GHz. In addition, the actual limit of the U-NII-3's band edge 5.850GHz is 122.20dBuV/m, so the result of this item should be pass.



Test Mode	UNII-2C_TX A Mode 5720 MHz	Polarization	Horizontal
-----------	----------------------------	--------------	------------

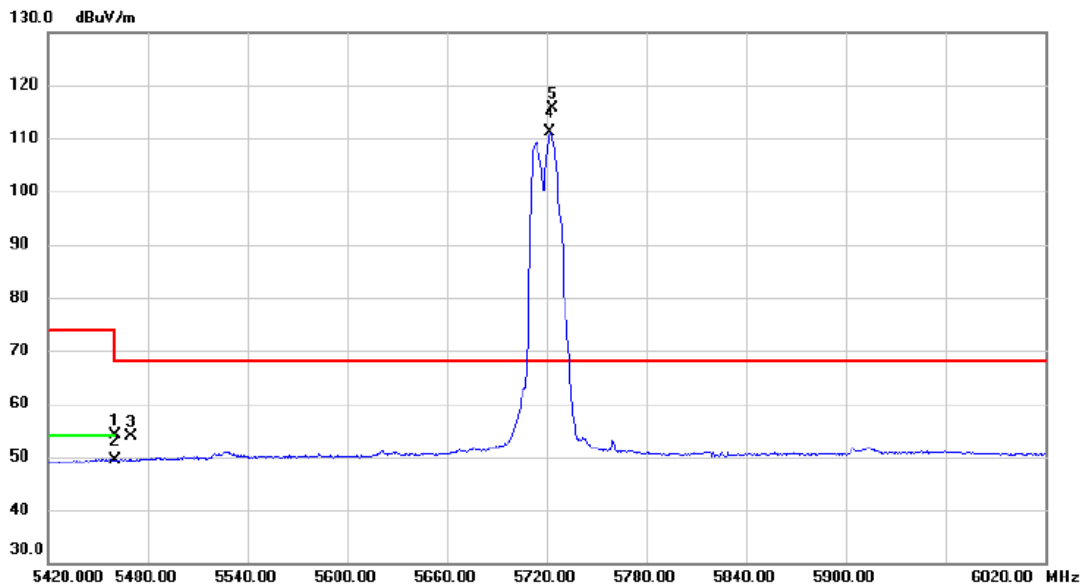


No. Mk.	Freq. MHz	Reading Level dBuV	Correct Factor dB	Measurement dBuV/m	Limit dBuV/m	Margin dB	Detector	Comment
1	5460.000	35.51	19.10	54.61	74.00	-19.39	peak	
2	5460.000	30.19	19.10	49.29	54.00	-4.71	AVG	
3	5470.000	36.37	19.13	55.50	68.20	-12.70	peak	
4 X	5721.200	87.77	19.88	107.65	68.20	39.45	AVG	No Limit
5 *	5721.500	92.78	19.88	112.66	68.20	44.46	peak	No Limit

**REMARKS:**

- (1) Measurement Value = Reading Level + Correct Factor.
- (2) Margin Level = Measurement Value - Limit Value.
- (3) Straddle channels 138, 142 and 144 are considered to be operating in both U-NII-2C and U-NII-3. The worst case out-of-band emission limit, i.e., -27 dBm/MHz peak EIRP, applies at the band edges. The band edges are considered to be 5.47 GHz and 5.85 GHz. In addition, the actual limit of the U-NII-3's band edge 5.850GHz is 122.20dBuV/m, so the result of this item should be pass.

Test Mode	UNII-2C_TX AC(VHT20) Mode 5720 MHz	Polarization	Vertical
-----------	------------------------------------	--------------	----------

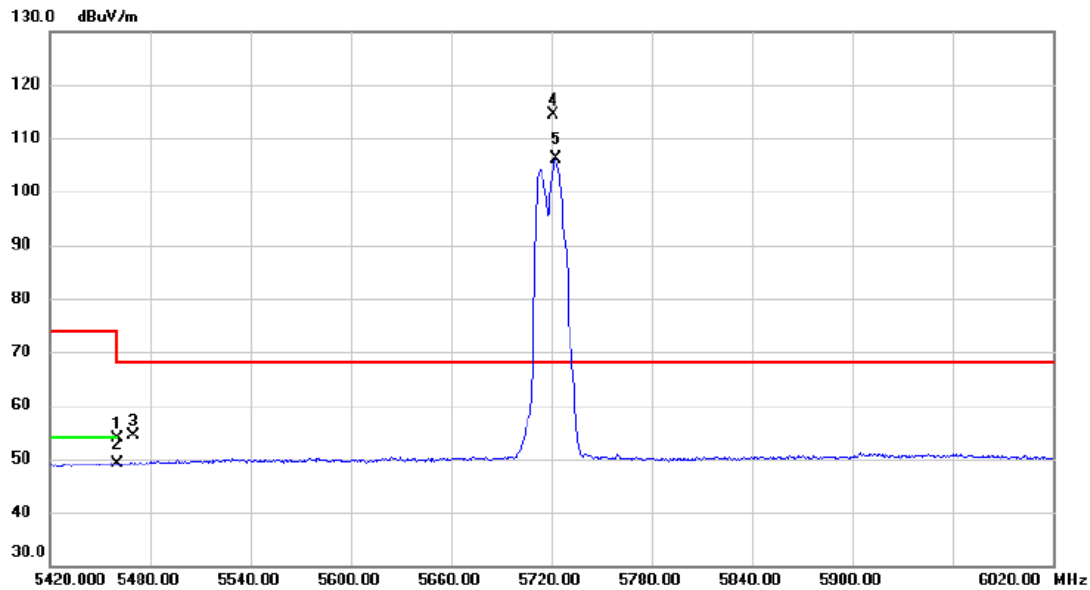


No.	Mk.	Freq. MHz	Reading Level dBuV	Correct Factor dB	Measure- ment dBuV/m	Limit dBuV/m	Margin dB	Detector	Comment
1		5460.000	35.06	19.10	54.16	74.00	-19.84	peak	
2		5460.000	30.38	19.10	49.48	54.00	-4.52	AVG	
3		5470.000	34.86	19.13	53.99	68.20	-14.21	peak	
4	X	5722.400	91.20	19.88	111.08	68.20	42.88	AVG	No Limit
5	*	5723.300	95.69	19.88	115.57	68.20	47.37	peak	No Limit

**REMARKS:**

- (1) Measurement Value = Reading Level + Correct Factor.
- (2) Margin Level = Measurement Value - Limit Value.
- (3) Straddle channels 138, 142 and 144 are considered to be operating in both U-NII-2C and U-NII-3.  
 The worst case out-of-band emission limit, i.e., -27 dBm/MHz peak EIRP, applies at the band edges.  
 The band edges are considered to be 5.47 GHz and 5.85 GHz. In addition, the actual limit of the U-NII-3's band edge 5.850GHz is 122.20dBuV/m, so the result of this item should be pass.

Test Mode	UNII-2C_TX AC(VHT20) Mode 5720 MHz	Polarization	Horizontal
-----------	------------------------------------	--------------	------------

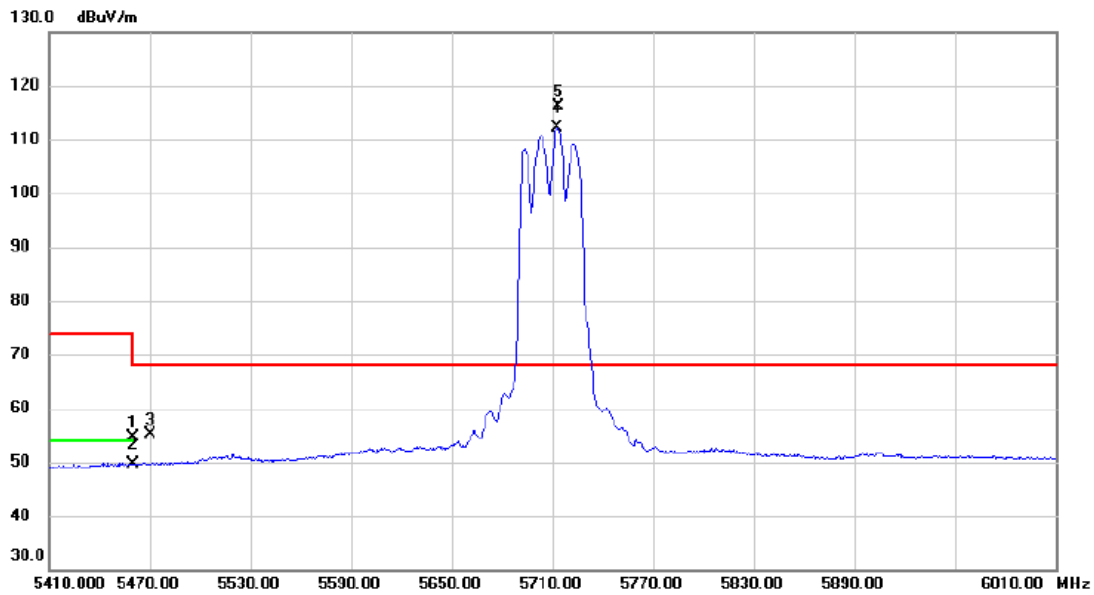


No.	Mk.	Freq. MHz	Reading Level dBuV	Correct Factor dB	Measure- ment dBuV/m	Limit dBuV/m	Margin dB	Detector	Comment
1		5460.000	34.74	19.10	53.84	74.00	-20.16	peak	
2		5460.000	29.96	19.10	49.06	54.00	-4.94	AVG	
3		5470.000	35.16	19.13	54.29	68.20	-13.91	peak	
4	*	5721.500	94.43	19.88	114.31	68.20	46.11	peak	No Limit
5	X	5723.000	86.26	19.88	106.14	68.20	37.94	AVG	No Limit

**REMARKS:**

- (1) Measurement Value = Reading Level + Correct Factor.
- (2) Margin Level = Measurement Value - Limit Value.
- (3) Straddle channels 138, 142 and 144 are considered to be operating in both U-NII-2C and U-NII-3.  
The worst case out-of-band emission limit, i.e., -27 dBm/MHz peak EIRP, applies at the band edges.  
The band edges are considered to be 5.47 GHz and 5.85 GHz. In addition, the actual limit of the U-NII-3's band edge 5.850GHz is 122.20dBuV/m, so the result of this item should be pass.

Test Mode	UNII-2C_TX AC(VHT40) Mode 5710 MHz	Polarization	Vertical
-----------	------------------------------------	--------------	----------

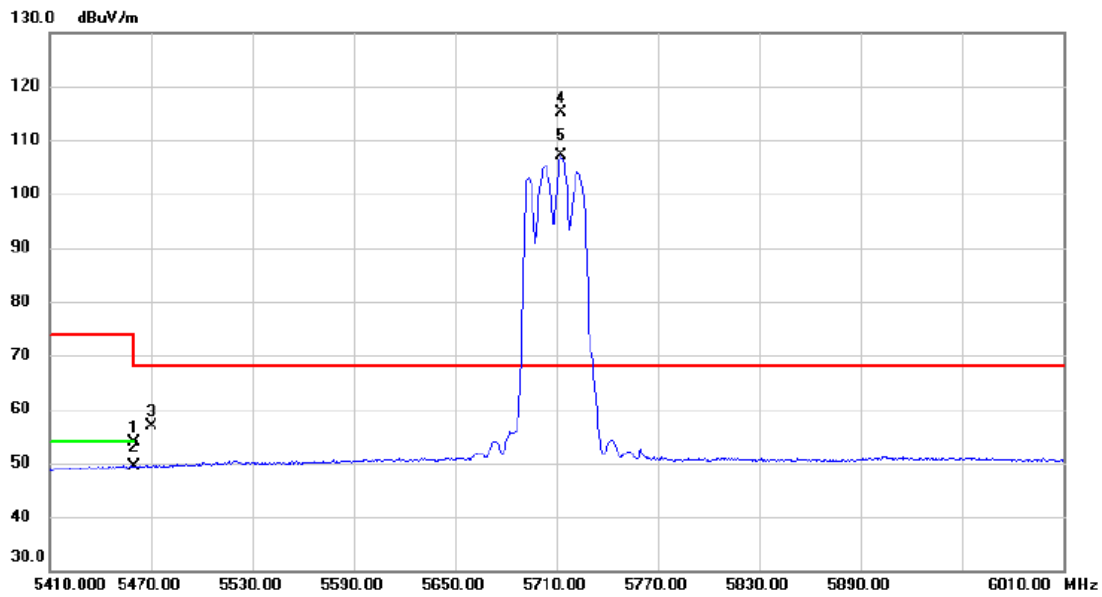


No.	Mk.	Freq. MHz	Reading Level dBuV	Correct Factor dB	Measure- ment dBuV/m	Limit dBuV/m	Margin dB	Detector	Comment
1		5460.000	35.63	19.10	54.73	74.00	-19.27	peak	
2		5460.000	30.54	19.10	49.64	54.00	-4.36	AVG	
3		5470.000	36.02	19.13	55.15	68.20	-13.05	peak	
4	X	5713.000	92.33	19.85	112.18	68.20	43.98	AVG	No Limit
5	*	5713.300	96.40	19.85	116.25	68.20	48.05	peak	No Limit

**REMARKS:**

- (1) Measurement Value = Reading Level + Correct Factor.
- (2) Margin Level = Measurement Value - Limit Value.
- (3) Straddle channels 138, 142 and 144 are considered to be operating in both U-NII-2C and U-NII-3.  
The worst case out-of-band emission limit, i.e., -27 dBm/MHz peak EIRP, applies at the band edges.  
The band edges are considered to be 5.47 GHz and 5.85 GHz. In addition, the actual limit of the U-NII-3's band edge 5.85GHz is 122.20dBuV/m, so the result of this item should be pass.

Test Mode	UNII-2C_TX AC(VHT40) Mode 5710 MHz	Polarization	Horizontal
-----------	------------------------------------	--------------	------------

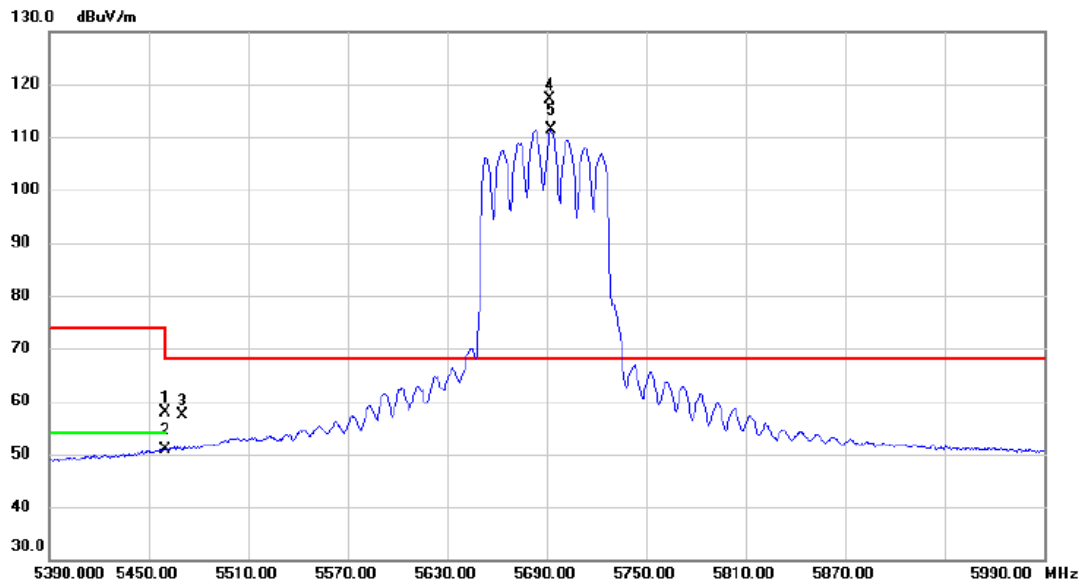


No.	Mk.	Freq. MHz	Reading Level dBuV	Correct Factor dB	Measure- ment dBuV/m	Limit dBuV/m	Margin dB	Detector	Comment
1		5460.000	34.81	19.10	53.91	74.00	-20.09	peak	
2		5460.000	30.33	19.10	49.43	54.00	-4.57	AVG	
3		5470.000	37.87	19.13	57.00	68.20	-11.20	peak	
4	*	5712.700	95.16	19.85	115.01	68.20	46.81	peak	No Limit
5	X	5713.000	87.17	19.85	107.02	68.20	38.82	AVG	No Limit

**REMARKS:**

- (1) Measurement Value = Reading Level + Correct Factor.
- (2) Margin Level = Measurement Value - Limit Value.
- (3) Straddle channels 138, 142 and 144 are considered to be operating in both U-NII-2C and U-NII-3. The worst case out-of-band emission limit, i.e., -27 dBm/MHz peak EIRP, applies at the band edges. The band edges are considered to be 5.47 GHz and 5.85 GHz. In addition, the actual limit of the U-NII-3's band edge 5.850GHz is 122.20dBuV/m, so the result of this item should be pass.

Test Mode	UNII-2C_TX AC(VHT80) Mode 5690 MHz	Polarization	Vertical
-----------	------------------------------------	--------------	----------

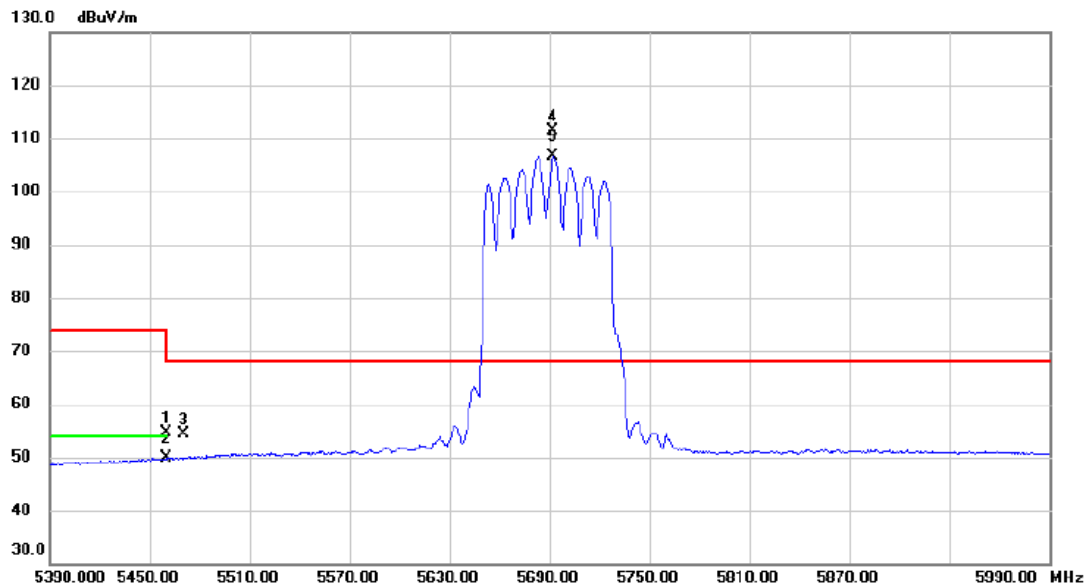


No. Mk.	Freq. MHz	Reading Level dBuV	Correct Factor dB	Measurement dBuV/m	Limit dBuV/m	Margin dB	Detector	Comment
1	5460.000	38.72	19.10	57.82	74.00	-16.18	peak	
2	5460.000	31.75	19.10	50.85	54.00	-3.15	AVG	
3	5470.000	38.16	19.13	57.29	68.20	-10.91	peak	
4 *	5692.400	97.22	19.79	117.01	68.20	48.81	peak	No Limit
5 X	5692.700	91.71	19.79	111.50	68.20	43.30	AVG	No Limit

**REMARKS:**

- (1) Measurement Value = Reading Level + Correct Factor.
- (2) Margin Level = Measurement Value - Limit Value.
- (3) Straddle channels 138, 142 and 144 are considered to be operating in both U-NII-2C and U-NII-3. The worst case out-of-band emission limit, i.e., -27 dBm/MHz peak EIRP, applies at the band edges. The band edges are considered to be 5.47 GHz and 5.85 GHz. In addition, the actual limit of the U-NII-3's band edge 5.850GHz is 122.20dBuV/m, so the result of this item should be pass.

Test Mode	UNII-2C_TX AC(VHT80) Mode 5690 MHz	Polarization	Horizontal
-----------	------------------------------------	--------------	------------

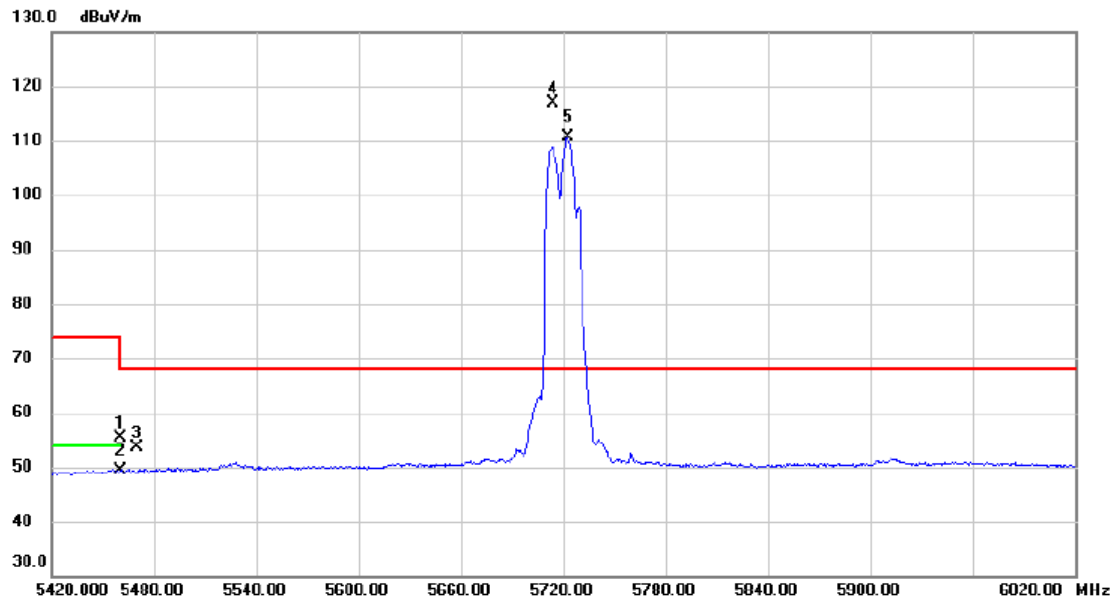


No.	Mk.	Freq. MHz	Reading Level dBuV	Correct Factor dB	Measure- ment dBuV/m	Limit dBuV/m	Margin dB	Detector	Comment
1		5460.000	35.43	19.10	54.53	74.00	-19.47	peak	
2		5460.000	30.75	19.10	49.85	54.00	-4.15	AVG	
3		5470.000	35.23	19.13	54.36	68.20	-13.84	peak	
4	*	5692.400	91.66	19.79	111.45	68.20	43.25	peak	No Limit
5	X	5692.400	86.77	19.79	106.56	68.20	38.36	AVG	No Limit

**REMARKS:**

- (1) Measurement Value = Reading Level + Correct Factor.
- (2) Margin Level = Measurement Value - Limit Value.
- (3) Straddle channels 138, 142 and 144 are considered to be operating in both U-NII-2C and U-NII-3.  
The worst case out-of-band emission limit, i.e., -27 dBm/MHz peak EIRP, applies at the band edges.  
The band edges are considered to be 5.47 GHz and 5.85 GHz. In addition, the actual limit of the U-NII-3's band edge 5.850GHz is 122.20dBuV/m, so the result of this item should be pass.

Test Mode	UNII-2C_TX AX(HE20) Mode 5720 MHz	Polarization	Vertical
-----------	-----------------------------------	--------------	----------



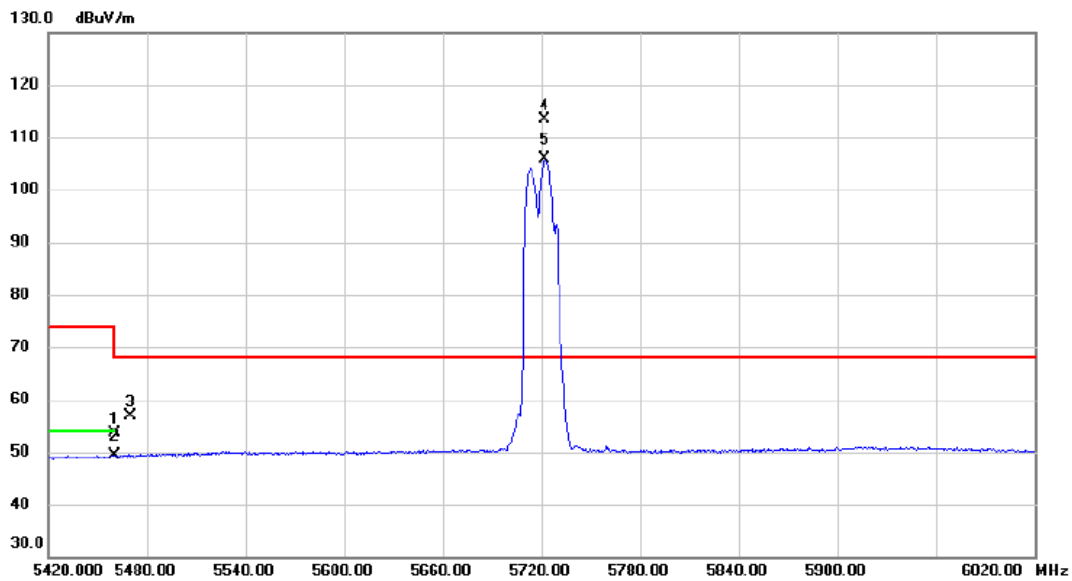
No.	Mk.	Freq. MHz	Reading Level dBuV	Correct Factor dB	Measure- ment dBuV/m	Limit dBuV/m	Margin dB	Detector	Comment
1		5460.000	36.36	19.10	55.46	74.00	-18.54	peak	
2		5460.000	30.32	19.10	49.42	54.00	-4.58	AVG	
3		5470.000	34.43	19.13	53.56	68.20	-14.64	peak	
4	*	5713.700	96.93	19.85	116.78	68.20	48.58	peak	No Limit
5	X	5722.700	90.69	19.88	110.57	68.20	42.37	AVG	No Limit

**REMARKS:**

- (1) Measurement Value = Reading Level + Correct Factor.
- (2) Margin Level = Measurement Value - Limit Value.
- (3) Straddle channels 138, 142 and 144 are considered to be operating in both U-NII-2C and U-NII-3.  
 The worst case out-of-band emission limit, i.e., -27 dBm/MHz peak EIRP, applies at the band edges.  
 The band edges are considered to be 5.47 GHz and 5.85 GHz. In addition, the actual limit of the U-NII-3's band edge 5.850GHz is 122.20dBuV/m, so the result of this item should be pass.



Test Mode	UNII-2C_TX AX(HE20) Mode 5720 MHz	Polarization	Horizontal
-----------	-----------------------------------	--------------	------------

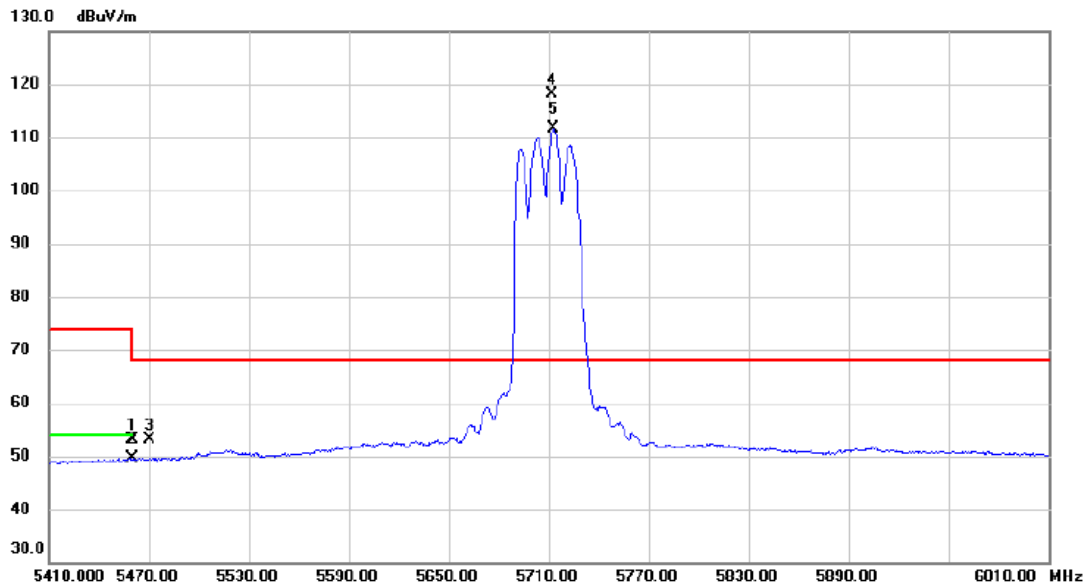


No.	Mk.	Freq. MHz	Reading Level dBuV	Correct Factor dB	Measure- ment dBuV/m	Limit dBuV/m	Margin dB	Detector	Comment
1		5460.000	34.50	19.10	53.60	74.00	-20.40	peak	
2		5460.000	30.17	19.10	49.27	54.00	-4.73	AVG	
3		5470.000	37.79	19.13	56.92	68.20	-11.28	peak	
4	*	5722.400	93.45	19.88	113.33	68.20	45.13	peak	No Limit
5	X	5722.400	86.06	19.88	105.94	68.20	37.74	AVG	No Limit

**REMARKS:**

- (1) Measurement Value = Reading Level + Correct Factor.
- (2) Margin Level = Measurement Value - Limit Value.
- (3) Straddle channels 138, 142 and 144 are considered to be operating in both U-NII-2C and U-NII-3.  
 The worst case out-of-band emission limit, i.e., -27 dBm/MHz peak EIRP, applies at the band edges.  
 The band edges are considered to be 5.47 GHz and 5.85 GHz. In addition, the actual limit of the U-NII-3's band edge 5.850GHz is 122.20dBuV/m, so the result of this item should be pass.

Test Mode	UNII-2C_TX AX(HE40) Mode 5710 MHz	Polarization	Vertical
-----------	-----------------------------------	--------------	----------

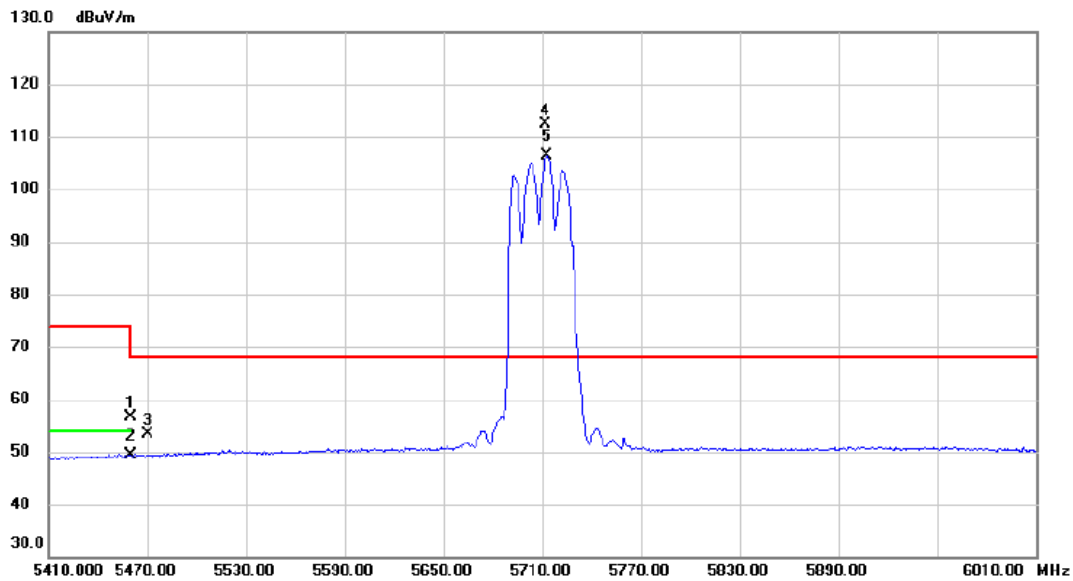


No.	Mk.	Freq. MHz	Reading Level dBuV	Correct Factor dB	Measure- ment dBuV/m	Limit dBuV/m	Margin dB	Detector	Comment
1		5460.000	34.12	19.10	53.22	74.00	-20.78	peak	
2		5460.000	30.45	19.10	49.55	54.00	-4.45	AVG	
3		5470.000	33.95	19.13	53.08	68.20	-15.12	peak	
4	*	5712.100	98.33	19.85	118.18	68.20	49.98	peak	No Limit
5	X	5712.700	91.89	19.85	111.74	68.20	43.54	AVG	No Limit

**REMARKS:**

- (1) Measurement Value = Reading Level + Correct Factor.
- (2) Margin Level = Measurement Value - Limit Value.
- (3) Straddle channels 138, 142 and 144 are considered to be operating in both U-NII-2C and U-NII-3.  
 The worst case out-of-band emission limit, i.e., -27 dBm/MHz peak EIRP, applies at the band edges.  
 The band edges are considered to be 5.47 GHz and 5.85 GHz. In addition, the actual limit of the U-NII-3's band edge 5.850GHz is 122.20dBuV/m, so the result of this item should be pass.

Test Mode	UNII-2C_TX AX(HE40) Mode 5710 MHz	Polarization	Horizontal
-----------	-----------------------------------	--------------	------------

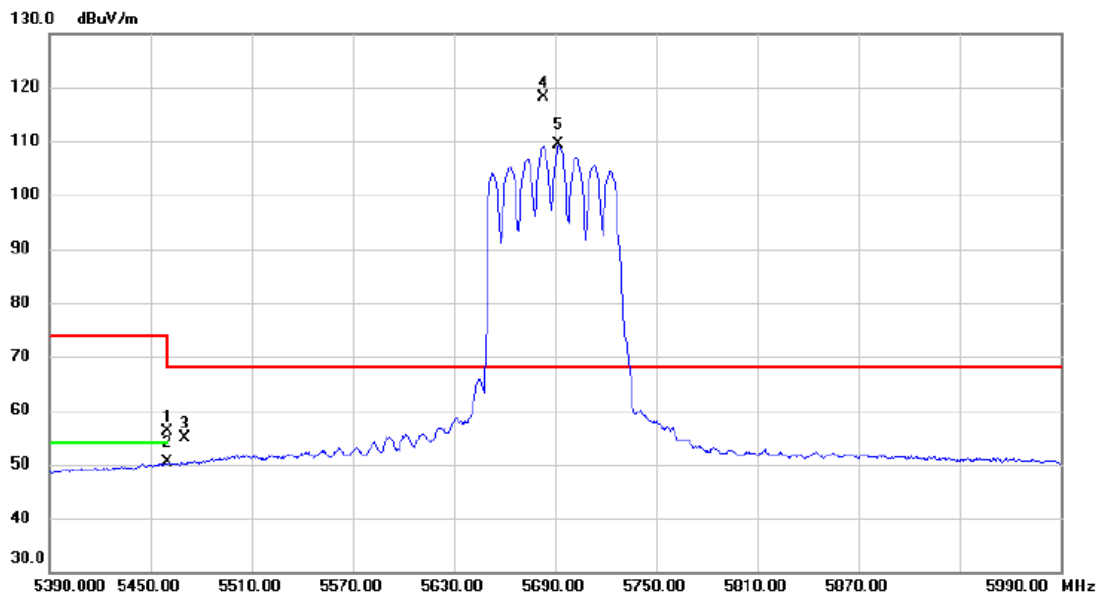


No.	Mk.	Freq. MHz	Reading Level dBuV	Correct Factor dB	Measure- ment dBuV/m	Limit dBuV/m	Margin dB	Detector	Comment
1		5460.000	37.43	19.10	56.53	74.00	-17.47	peak	
2		5460.000	30.23	19.10	49.33	54.00	-4.67	AVG	
3		5470.000	34.15	19.13	53.28	68.20	-14.92	peak	
4	*	5711.800	92.62	19.85	112.47	68.20	44.27	peak	No Limit
5	X	5713.000	86.52	19.85	106.37	68.20	38.17	AVG	No Limit

**REMARKS:**

- (1) Measurement Value = Reading Level + Correct Factor.
- (2) Margin Level = Measurement Value - Limit Value.
- (3) Straddle channels 138, 142 and 144 are considered to be operating in both U-NII-2C and U-NII-3. The worst case out-of-band emission limit, i.e., -27 dBm/MHz peak EIRP, applies at the band edges. The band edges are considered to be 5.47 GHz and 5.85 GHz. In addition, the actual limit of the U-NII-3's band edge 5.850GHz is 122.20dBuV/m, so the result of this item should be pass.

Test Mode	UNII-2C_TX AX(HE80) Mode 5690 MHz	Polarization	Vertical
-----------	-----------------------------------	--------------	----------

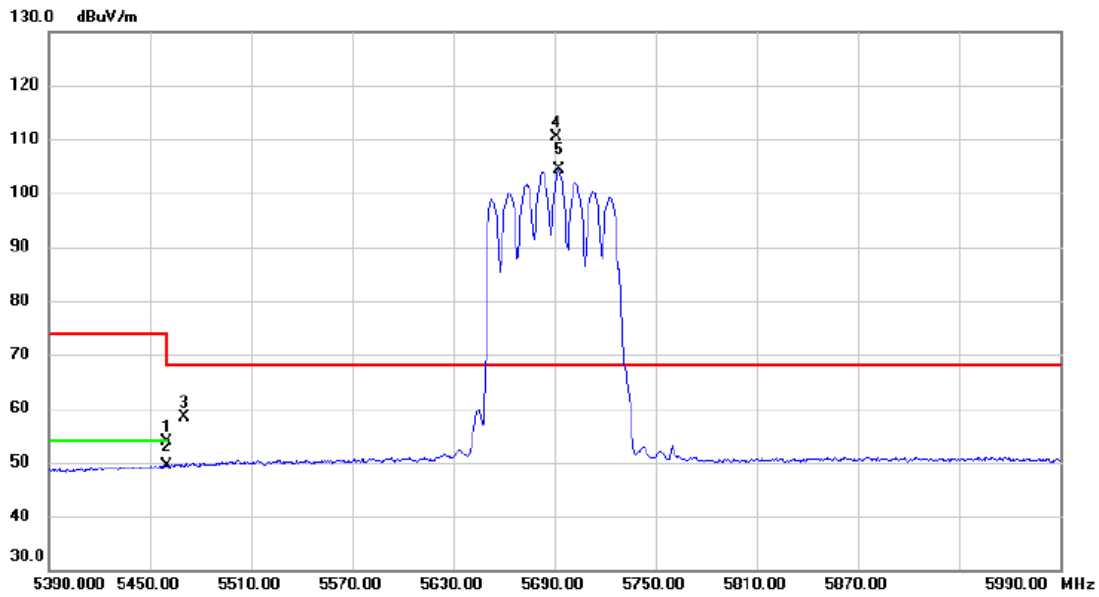


No.	Mk.	Freq. MHz	Reading Level dBuV	Correct Factor dB	Measure- ment dBuV/m	Limit dBuV/m	Margin dB	Detector	Comment
1		5460.000	37.13	19.10	56.23	74.00	-17.77	peak	
2		5460.000	31.18	19.10	50.28	54.00	-3.72	AVG	
3		5470.000	35.69	19.13	54.82	68.20	-13.38	peak	
4	*	5683.100	98.37	19.76	118.13	68.20	49.93	peak	No Limit
5	X	5692.400	89.54	19.79	109.33	68.20	41.13	AVG	No Limit

**REMARKS:**

- (1) Measurement Value = Reading Level + Correct Factor.
- (2) Margin Level = Measurement Value - Limit Value.
- (3) Straddle channels 138, 142 and 144 are considered to be operating in both U-NII-2C and U-NII-3.  
 The worst case out-of-band emission limit, i.e., -27 dBm/MHz peak EIRP, applies at the band edges.  
 The band edges are considered to be 5.47 GHz and 5.85 GHz. In addition, the actual limit of the U-NII-3's band edge 5.850GHz is 122.20dBuV/m, so the result of this item should be pass.

Test Mode	UNII-2C_TX AX(HE80) Mode 5690 MHz	Polarization	Horizontal
-----------	-----------------------------------	--------------	------------

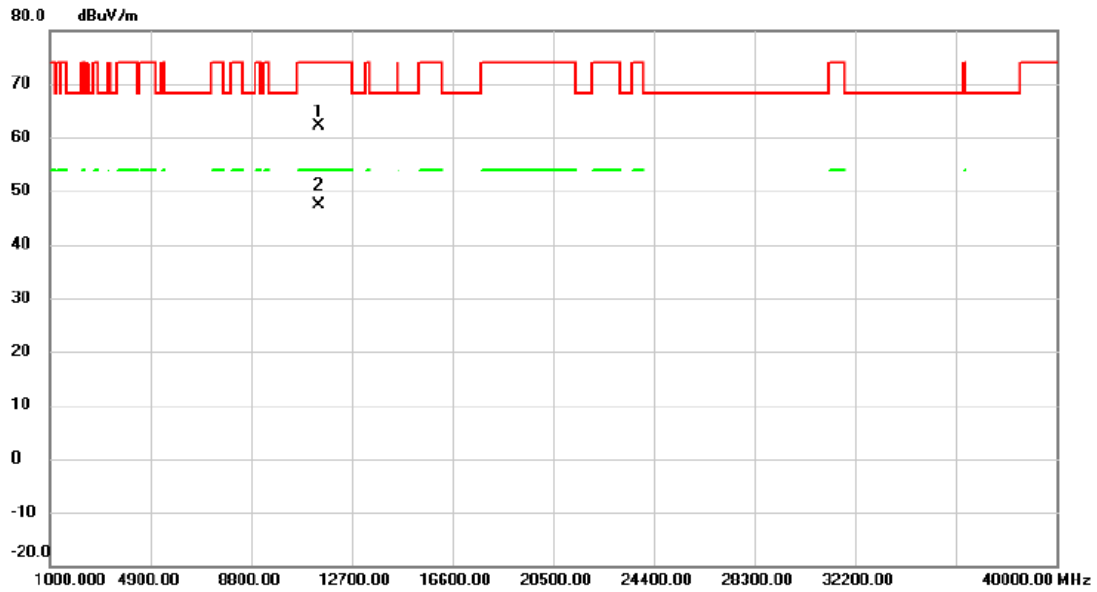


No.	Mk.	Freq. MHz	Reading Level dBuV	Correct Factor dB	Measure- ment dBuV/m	Limit dBuV/m	Margin dB	Detector	Comment
1		5460.000	34.70	19.10	53.80	74.00	-20.20	peak	
2		5460.000	30.37	19.10	49.47	54.00	-4.53	AVG	
3		5470.000	39.25	19.13	58.38	68.20	-9.82	peak	
4	*	5691.500	90.65	19.79	110.44	68.20	42.24	peak	No Limit
5	X	5692.700	84.50	19.79	104.29	68.20	36.09	AVG	No Limit

**REMARKS:**

- (1) Measurement Value = Reading Level + Correct Factor.
- (2) Margin Level = Measurement Value - Limit Value.
- (3) Straddle channels 138, 142 and 144 are considered to be operating in both U-NII-2C and U-NII-3.  
 The worst case out-of-band emission limit, i.e., -27 dBm/MHz peak EIRP, applies at the band edges.  
 The band edges are considered to be 5.47 GHz and 5.85 GHz. In addition, the actual limit of the U-NII-3's band edge 5.850GHz is 122.20dBuV/m, so the result of this item should be pass.

Test Mode	TX A Mode 5720 MHz	Polarization	Vertical
-----------	--------------------	--------------	----------

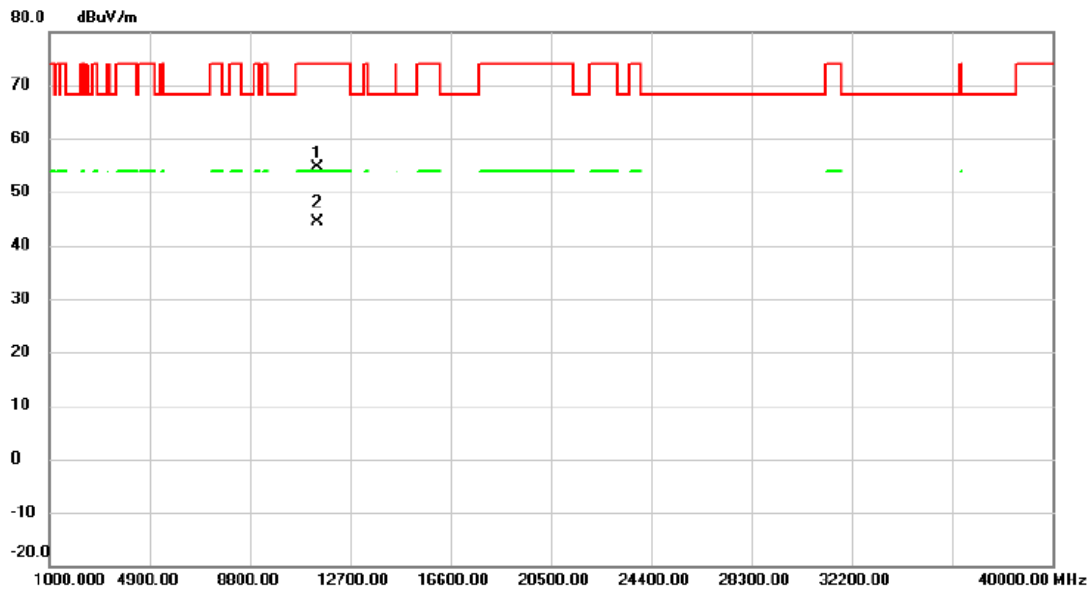


No.	Mk.	Freq. MHz	Reading Level dBuV	Correct Factor dB	Measure- ment dBuV/m	Limit dBuV/m	Margin dB	Detector	Comment
1		11441.61	45.43	16.59	62.02	74.00	-11.98	peak	
2	*	11441.91	30.71	16.59	47.30	54.00	-6.70	AVG	

**REMARKS:**

- (1) Measurement Value = Reading Level + Correct Factor.
- (2) Margin Level = Measurement Value - Limit Value.

Test Mode	TX A Mode 5720 MHz	Polarization	Horizontal
-----------	--------------------	--------------	------------

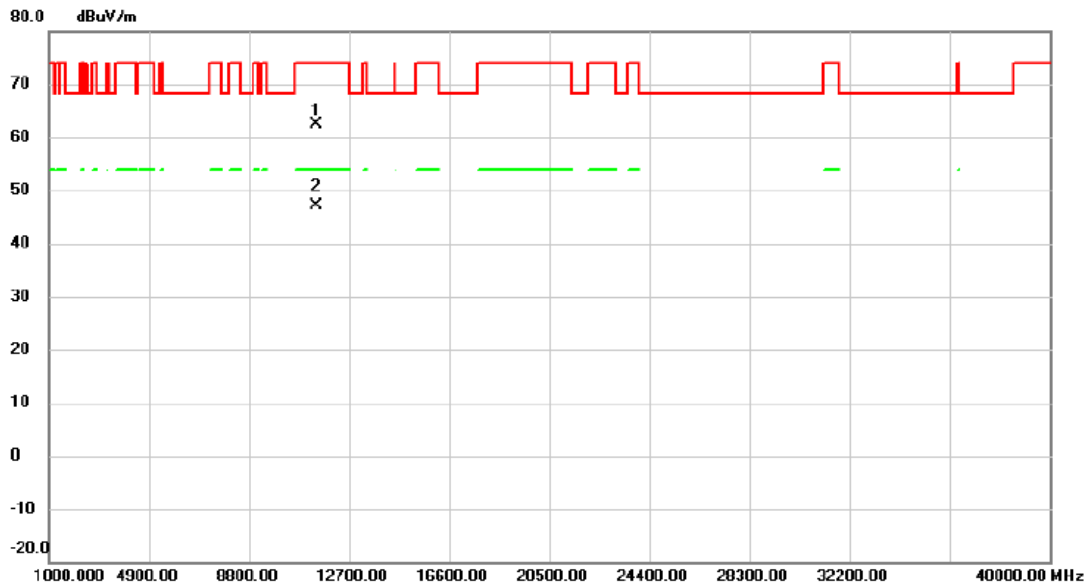


No. Mk.	Freq. MHz	Reading Level dBuV	Correct Factor dB	Measurement dBuV/m	Limit dBuV/m	Margin dB	Detector	Comment
1	11441.05	38.04	16.59	54.63	74.00	-19.37	peak	
2 *	11441.66	27.80	16.59	44.39	54.00	-9.61	AVG	

REMARKS:

- (1) Measurement Value = Reading Level + Correct Factor.
- (2) Margin Level = Measurement Value - Limit Value.

Test Mode	TX AC(VHT20) Mode 5720 MHz	Polarization	Vertical
-----------	----------------------------	--------------	----------



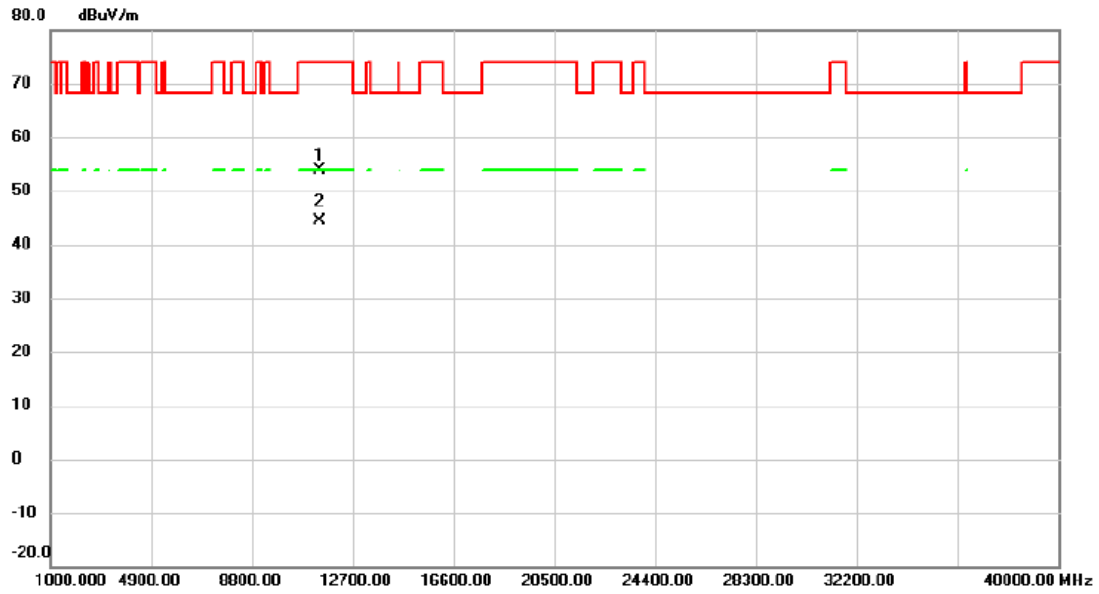
No.	Mk.	Freq. MHz	Reading Level dBuV	Correct Factor dB	Measure- ment dBuV/m	Limit dBuV/m	Margin dB	Detector	Comment
1		11440.90	45.86	16.59	62.45	74.00	-11.55	peak	
2	*	11441.97	30.58	16.59	47.17	54.00	-6.83	AVG	

**REMARKS:**

- (1) Measurement Value = Reading Level + Correct Factor.
- (2) Margin Level = Measurement Value - Limit Value.



Test Mode	TX AC(VHT20) Mode 5720 MHz	Polarization	Horizontal
-----------	----------------------------	--------------	------------

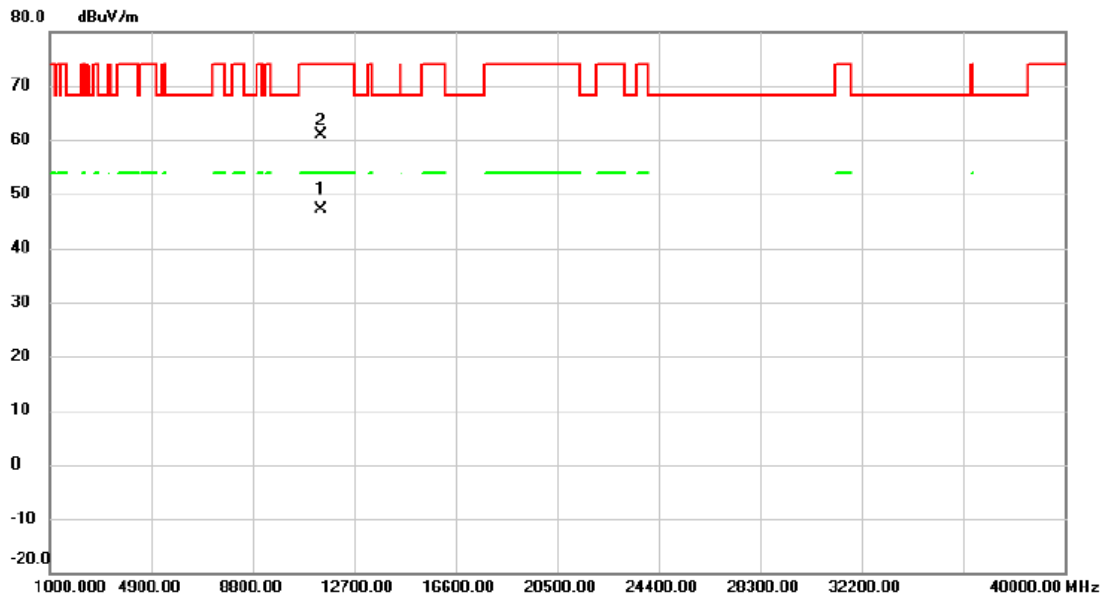


No.	Mk.	Freq. MHz	Reading Level dBuV	Correct Factor dB	Measure- ment dBuV/m	Limit dBuV/m	Margin dB	Detector	Comment
1		11441.38	37.24	16.59	53.83	74.00	-20.17	peak	
2	*	11441.68	27.87	16.59	44.46	54.00	-9.54	AVG	

**REMARKS:**

- (1) Measurement Value = Reading Level + Correct Factor.
- (2) Margin Level = Measurement Value - Limit Value.

Test Mode	TX AC(VHT40) Mode 5710 MHz	Polarization	Vertical
-----------	----------------------------	--------------	----------

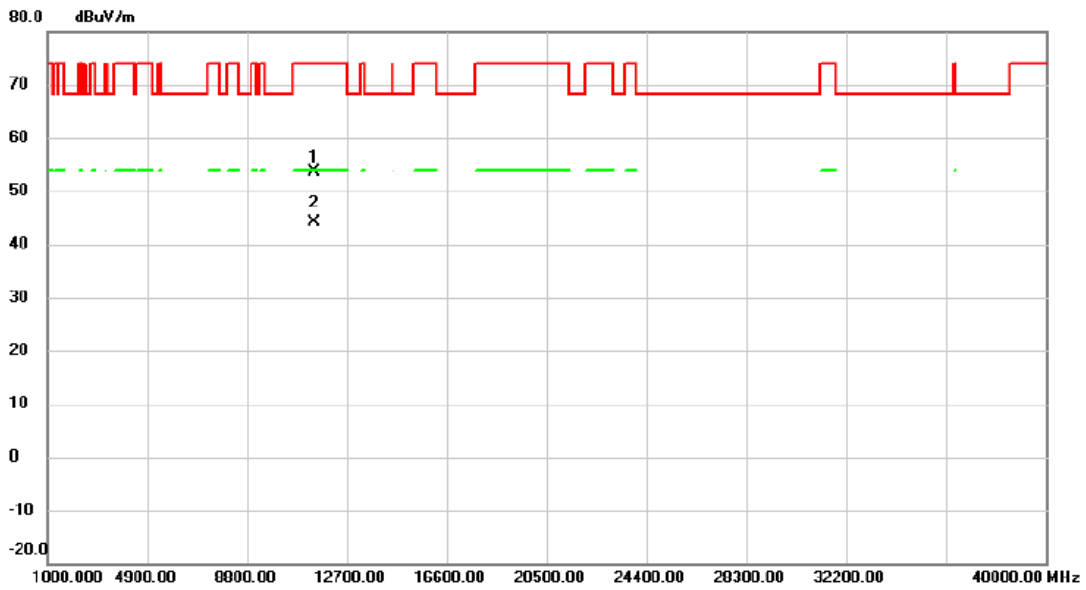


No.	Mk.	Freq. MHz	Reading Level dBuV	Correct Factor dB	Measure- ment dBuV/m	Limit dBuV/m	Margin dB	Detector	Comment
1	*	11422.17	30.57	16.57	47.14	54.00	-6.86	AVG	
2		11422.18	44.42	16.57	60.99	74.00	-13.01	peak	

**REMARKS:**

- (1) Measurement Value = Reading Level + Correct Factor.
- (2) Margin Level = Measurement Value - Limit Value.

Test Mode	TX AC(VHT40) Mode 5710 MHz	Polarization	Horizontal
-----------	----------------------------	--------------	------------

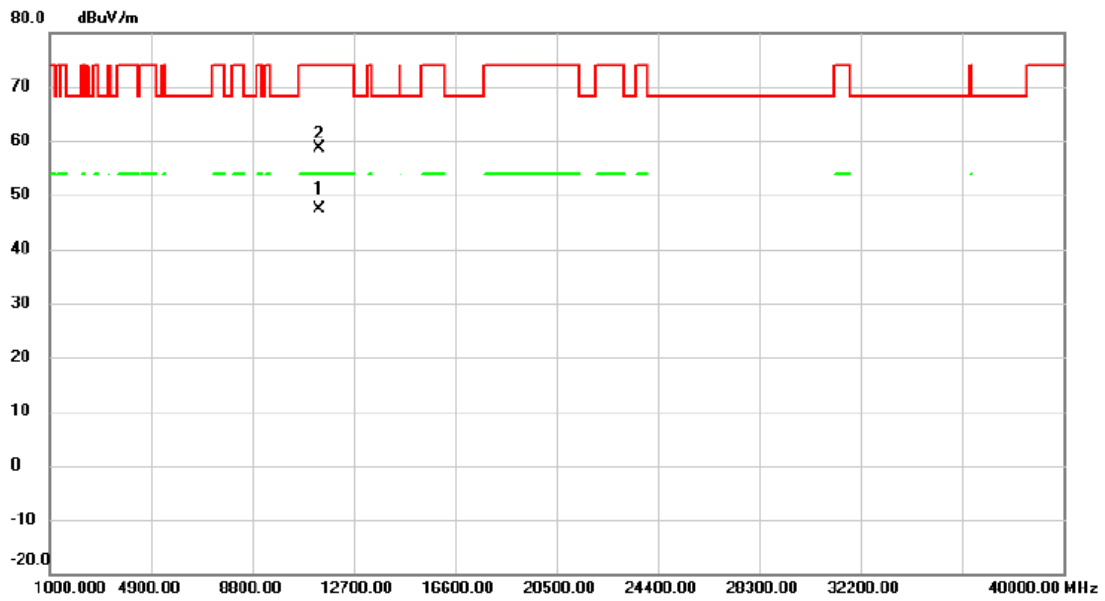


No.	Mk.	Freq. MHz	Reading Level dBuV	Correct Factor dB	Measure- ment dBuV/m	Limit dBuV/m	Margin dB	Detector	Comment
1		11420.78	37.03	16.57	53.60	74.00	-20.40	peak	
2	*	11422.26	27.63	16.57	44.20	54.00	-9.80	AVG	

**REMARKS:**

- (1) Measurement Value = Reading Level + Correct Factor.
- (2) Margin Level = Measurement Value - Limit Value.

Test Mode	TX AC(VHT80) Mode 5690 MHz	Polarization	Vertical
-----------	----------------------------	--------------	----------

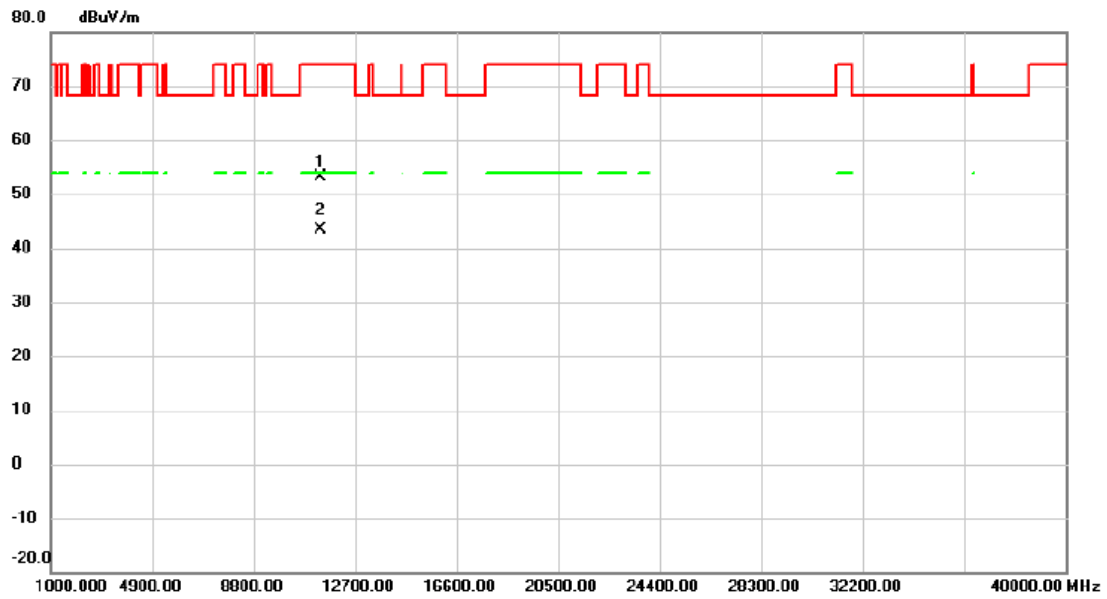


No.	Mk.	Freq. MHz	Reading Level dBuV	Correct Factor dB	Measure- ment dBuV/m	Limit dBuV/m	Margin dB	Detector	Comment
1	*	11371.93	30.78	16.51	47.29	54.00	-6.71	AVG	
2		11372.87	42.08	16.51	58.59	74.00	-15.41	peak	

REMARKS:

- (1) Measurement Value = Reading Level + Correct Factor.
- (2) Margin Level = Measurement Value - Limit Value.

Test Mode	TX AC(VHT80) Mode 5690 MHz	Polarization	Horizontal
-----------	----------------------------	--------------	------------

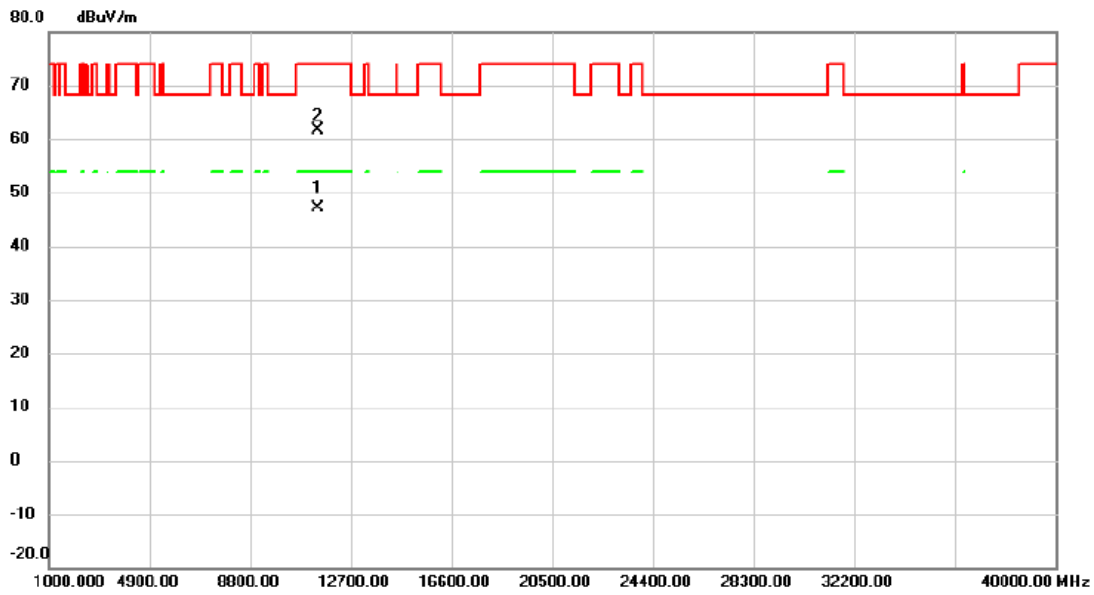


No. Mk.	Freq. MHz	Reading Level dBuV	Correct Factor dB	Measurement dBuV/m	Limit dBuV/m	Margin dB	Detector	Comment
1	11372.65	36.50	16.51	53.01	74.00	-20.99	peak	
2 *	11372.73	26.80	16.51	43.31	54.00	-10.69	AVG	

REMARKS:

- (1) Measurement Value = Reading Level + Correct Factor.
- (2) Margin Level = Measurement Value - Limit Value.

Test Mode	TX AX(HE20) Mode 5720 MHz	Polarization	Vertical
-----------	---------------------------	--------------	----------

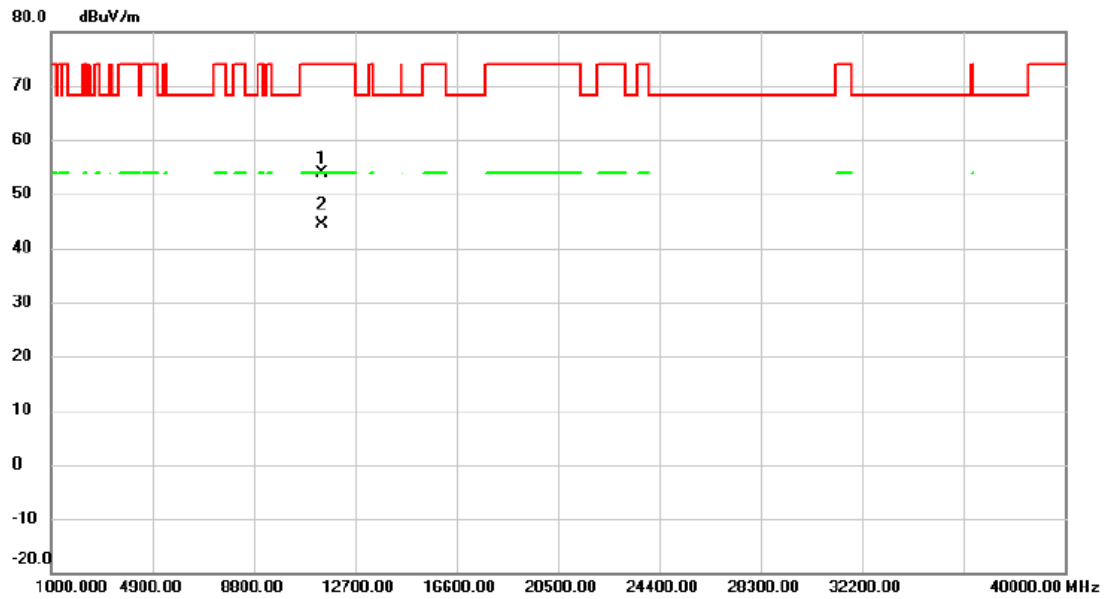


No.	Mk.	Freq. MHz	Reading Level dBuV	Correct Factor dB	Measure- ment dBuV/m	Limit dBuV/m	Margin dB	Detector	Comment
1	*	11441.36	30.51	16.59	47.10	54.00	-6.90	AVG	
2		11441.41	45.12	16.59	61.71	74.00	-12.29	peak	

**REMARKS:**

- (1) Measurement Value = Reading Level + Correct Factor.
- (2) Margin Level = Measurement Value - Limit Value.

Test Mode	TX AX(HE20) Mode 5720 MHz	Polarization	Horizontal
-----------	---------------------------	--------------	------------

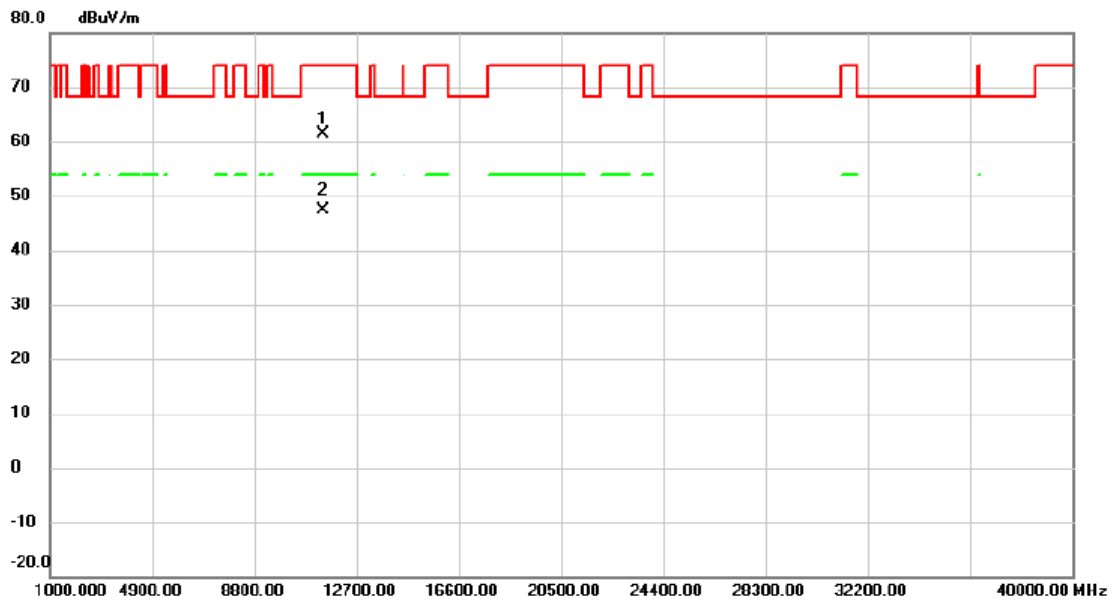


No. Mk.	Freq. MHz	Reading Level dBuV	Correct Factor dB	Measurement dBuV/m	Limit dBuV/m	Margin dB	Detector	Comment
1	11441.41	37.38	16.59	53.97	74.00	-20.03	peak	
2 *	11441.79	27.80	16.59	44.39	54.00	-9.61	AVG	

REMARKS:

- (1) Measurement Value = Reading Level + Correct Factor.
- (2) Margin Level = Measurement Value - Limit Value.

Test Mode	TX AX(HE40) Mode 5710 MHz	Polarization	Vertical
-----------	---------------------------	--------------	----------



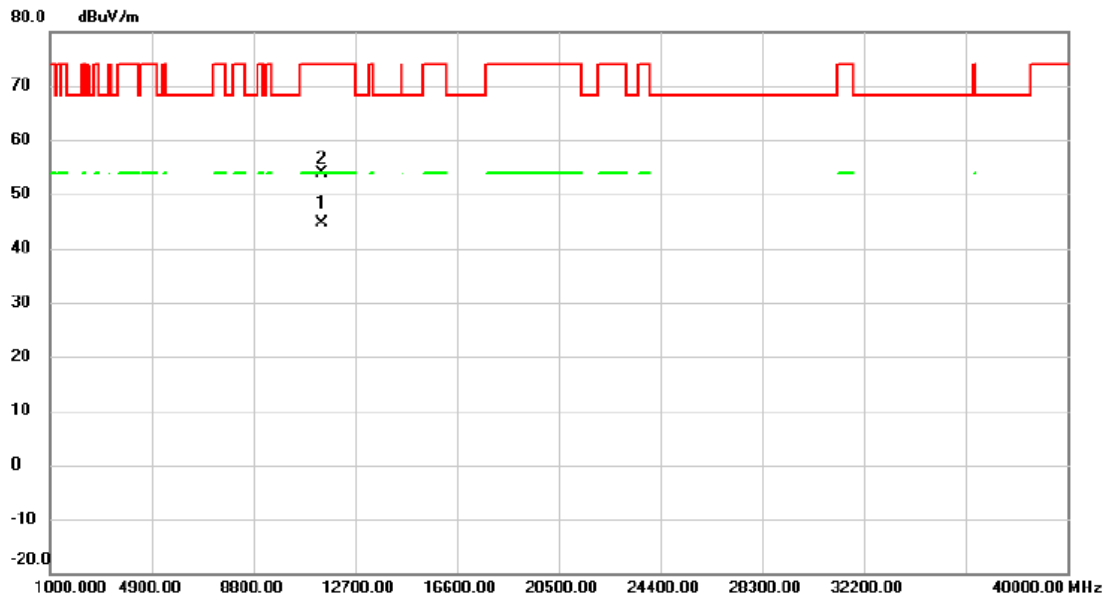
No.	Mk.	Freq. MHz	Reading Level dBuV	Correct Factor dB	Measure- ment dBuV/m	Limit dBuV/m	Margin dB	Detector	Comment
1		11421.91	44.78	16.57	61.35	74.00	-12.65	peak	
2	*	11422.15	30.75	16.57	47.32	54.00	-6.68	AVG	

**REMARKS:**

- (1) Measurement Value = Reading Level + Correct Factor.
- (2) Margin Level = Measurement Value - Limit Value.



Test Mode	TX AX(HE40) Mode 5710 MHz	Polarization	Horizontal
-----------	---------------------------	--------------	------------

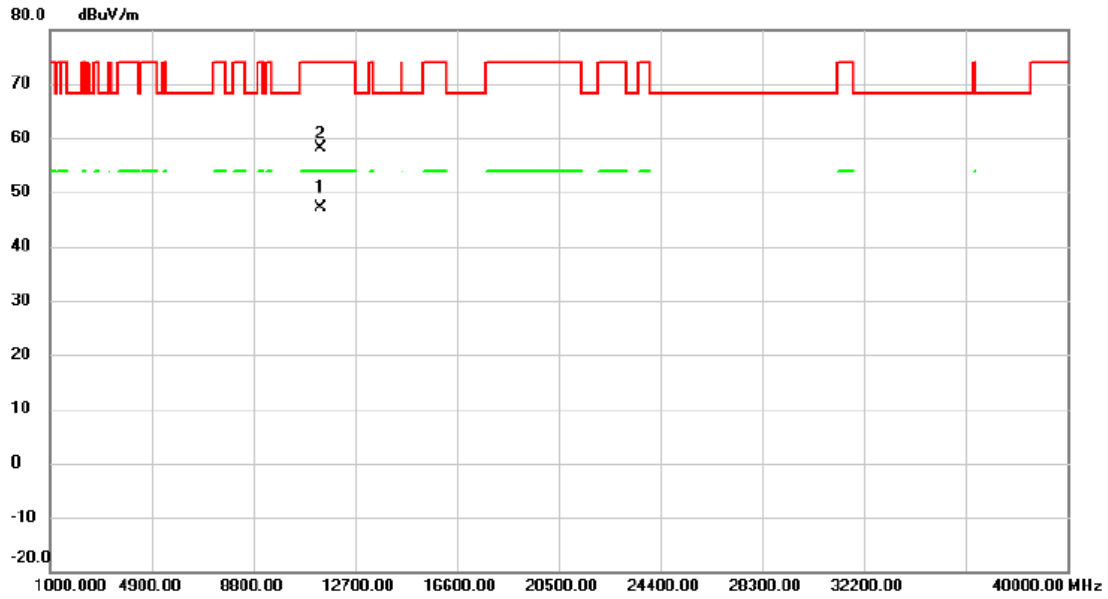


No.	Mk.	Freq. MHz	Reading Level dBuV	Correct Factor dB	Measure- ment dBuV/m	Limit dBuV/m	Margin dB	Detector	Comment
1	*	11422.29	27.98	16.57	44.55	54.00	-9.45	AVG	
2		11422.38	37.32	16.57	53.89	74.00	-20.11	peak	

REMARKS:

- (1) Measurement Value = Reading Level + Correct Factor.
- (2) Margin Level = Measurement Value - Limit Value.

Test Mode	TX AX(HE80) Mode 5690 MHz	Polarization	Vertical
-----------	---------------------------	--------------	----------

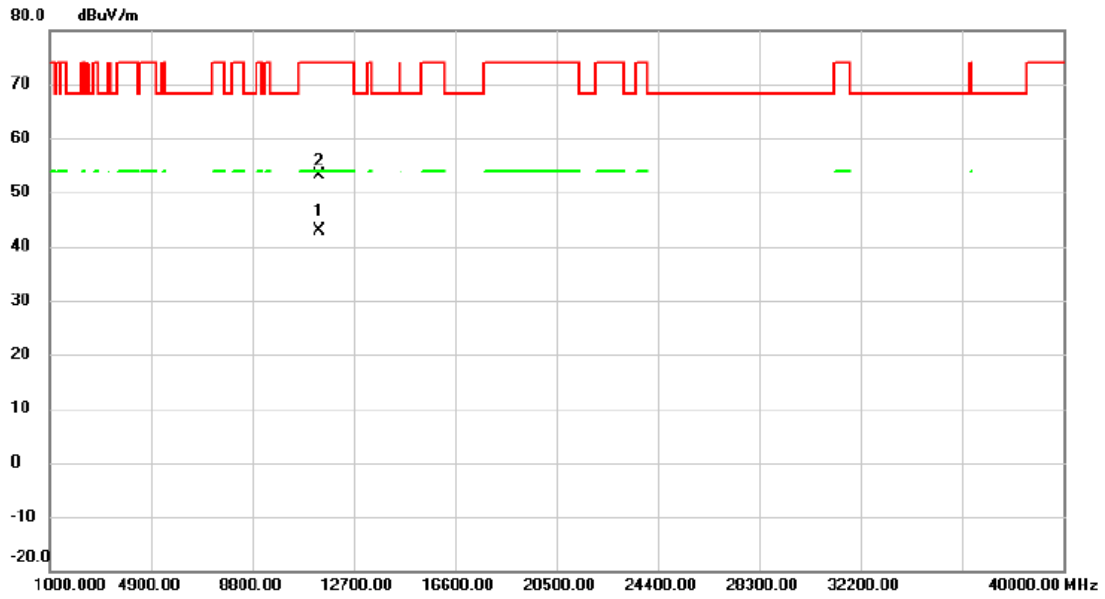


No.	Mk.	Freq. MHz	Reading Level dBuV	Correct Factor dB	Measure- ment dBuV/m	Limit dBuV/m	Margin dB	Detector	Comment
1	*	11372.20	30.74	16.51	47.25	54.00	-6.75	AVG	
2		11372.69	41.55	16.51	58.06	74.00	-15.94	peak	

**REMARKS:**

- (1) Measurement Value = Reading Level + Correct Factor.
- (2) Margin Level = Measurement Value - Limit Value.

Test Mode	TX AX(HE80) Mode 5690 MHz	Polarization	Horizontal
-----------	---------------------------	--------------	------------



No.	Mk.	Freq. MHz	Reading Level dBuV	Correct Factor dB	Measure- ment dBuV/m	Limit dBuV/m	Margin dB	Detector	Comment
1	*	11372.23	26.47	16.51	42.98	54.00	-11.02	AVG	
2		11381.90	36.70	16.53	53.23	74.00	-20.77	peak	

REMARKS:

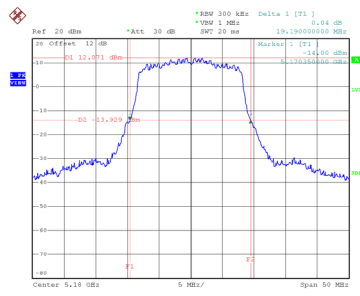
- (1) Measurement Value = Reading Level + Correct Factor.
- (2) Margin Level = Measurement Value - Limit Value.

## APPENDIX E - BANDWIDTH

Test Mode	UNII-1_TX A Mode
-----------	------------------

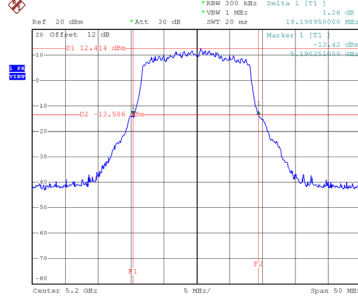
Channel	Frequency (MHz)	26 dB Bandwidth (MHz)	99 % Occupied Bandwidth (MHz)
36	5180	19.19	16.40
40	5200	19.20	16.40
48	5240	20.35	16.40

### CH36



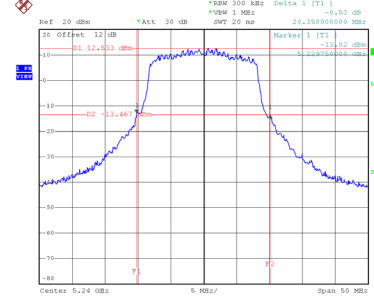
Date: 21.JAN.2022 09:27:42

### CH40 26 dB Bandwidth



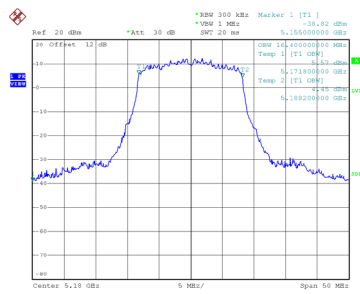
Date: 21.JAN.2022 09:29:03

### CH48

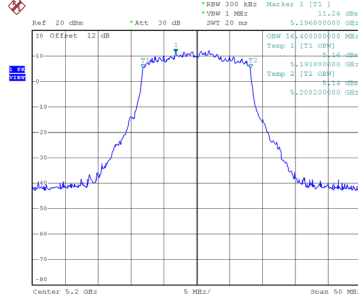


Date: 21.JAN.2022 09:30:10

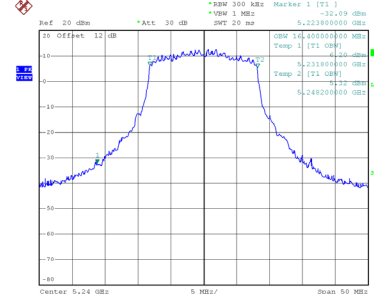
### 99 % Occupied Bandwidth



Date: 21.JAN.2022 09:26:56



Date: 21.JAN.2022 09:28:15

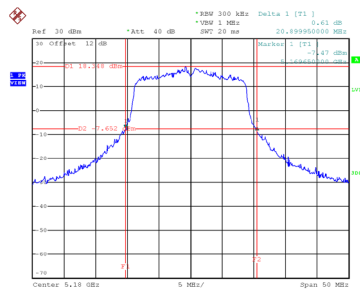


Date: 21.JAN.2022 09:29:27

Test Mode UNII-1\_TX AC(VHT20) Mode

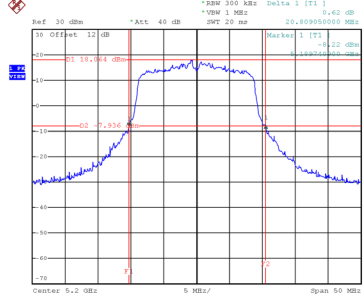
Channel	Frequency (MHz)	26 dB Bandwidth (MHz)	99 % Occupied Bandwidth (MHz)
36	5180	20.90	17.60
40	5200	20.81	17.60
48	5240	21.05	17.60

### CH36



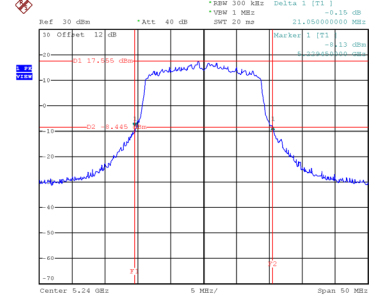
Date: 24.JAN.2022 15:44:02

### CH40



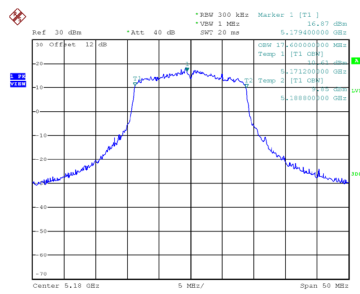
Date: 24.JAN.2022 15:44:51

### CH48

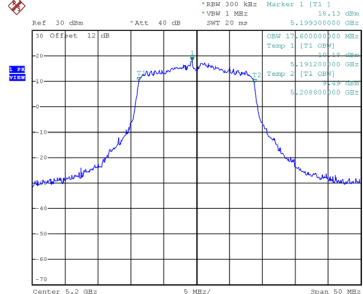


Date: 24.JAN.2022 15:45:41

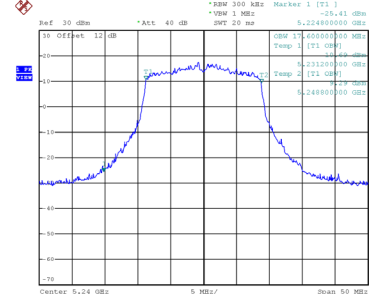
### 99 % Occupied Bandwidth



Date: 24.JAN.2022 15:43:41



Date: 24.JAN.2022 15:44:27

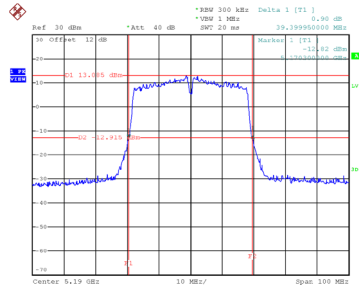


Date: 24.JAN.2022 15:45:19

Test Mode	UNII-1_TX AC(VHT40) Mode
-----------	--------------------------

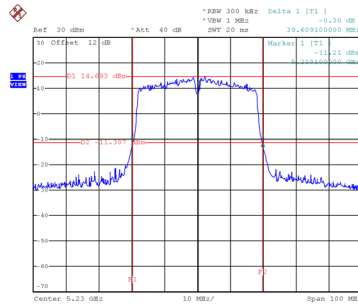
Channel	Frequency (MHz)	26 dB Bandwidth (MHz)	99 % Occupied Bandwidth (MHz)
38	5190	39.40	36.00
46	5230	39.61	36.20

### CH38



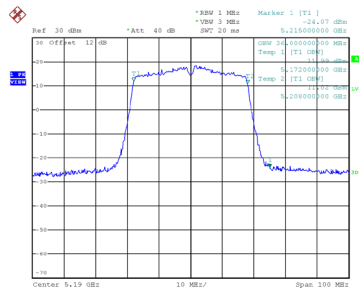
Date: 24.JAN.2022 15:58:44

### CH46 26 dB Bandwidth

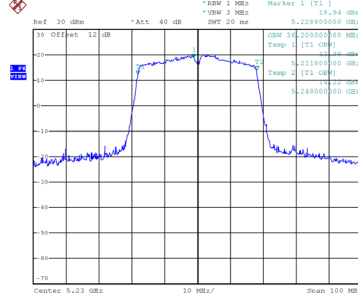


Date: 24.JAN.2022 15:59:23

### 99 % Occupied Bandwidth



Date: 24.JAN.2022 15:58:16

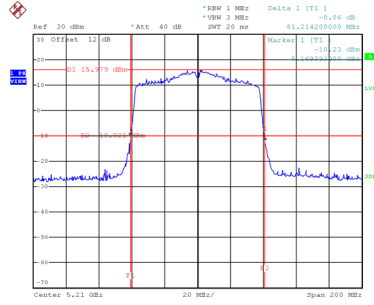


Date: 24.JAN.2022 15:59:00

Test Mode	UNII-1_TX AC(VHT80) Mode
-----------	--------------------------

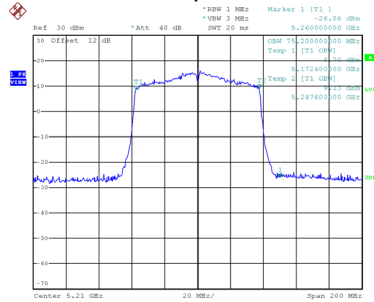
Channel	Frequency (MHz)	26 dB Bandwidth (MHz)	99 % Occupied Bandwidth (MHz)
42	5210	81.21	75.20

### CH42 26 dB Bandwidth



Date: 24.JAN.2022 16:10:23

### 99 % Occupied Bandwidth



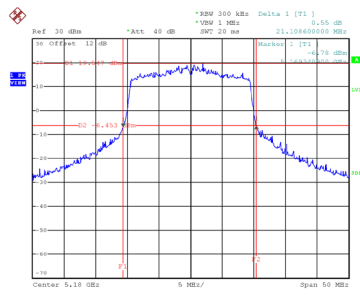
Date: 24.JAN.2022 16:09:56



Test Mode	UNII-1_TX AX(HE20) Mode
-----------	-------------------------

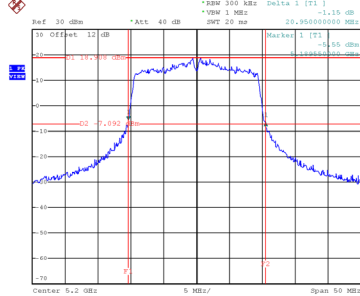
Channel	Frequency (MHz)	26 dB Bandwidth (MHz)	99 % Occupied Bandwidth (MHz)
36	5180	21.11	18.90
40	5200	20.95	19.00
48	5240	21.19	18.90

### CH36



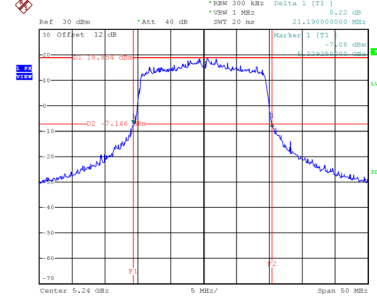
Date: 24.JAN.2022 16:15:46

### CH40 26 dB Bandwidth



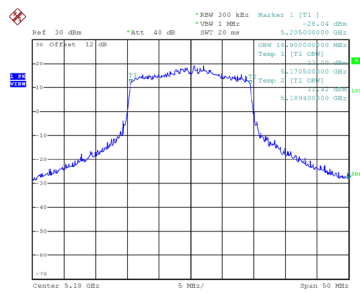
Date: 24.JAN.2022 16:16:18

### CH48

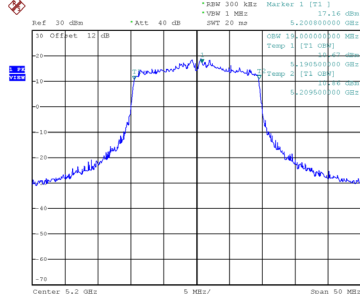


Date: 24.JAN.2022 16:16:47

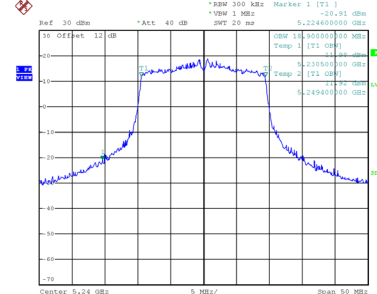
### 99 % Occupied Bandwidth



Date: 24.JAN.2022 16:15:25



Date: 24.JAN.2022 16:15:55



Date: 24.JAN.2022 16:16:26