
Antenna Specification

Product Model: TL-WA1801(US) 1.0

Version: 1.0

Date: _____


Checked By: _____

Index

I. Antenna Distribution.....	3
II. Electrical Characteristics	5
III. Antenna Peak Gain.....	5
IV. Antenna Radiation Pattern	5

I. Antenna Distribution

TL-WA1801(US) 1.0





II. Electrical Characteristics

Ant1	
Frequency	5150~5850MHz
Impedance	50Ohm
Antenna Type	Diople
Antenna Gain	3dBi
Radiation pattern	Omni-Directional

Ant2	
Frequency	2400~2500MHz
Impedance	50Ohm
Antenna Type	Diople
Antenna Gain	2dBi
Radiation pattern	Omni-Directional

Ant3	
Frequency	5150~5850MHz
Impedance	50Ohm
Antenna Type	Diople
Antenna Gain	3dBi
Radiation pattern	Omni-Directional

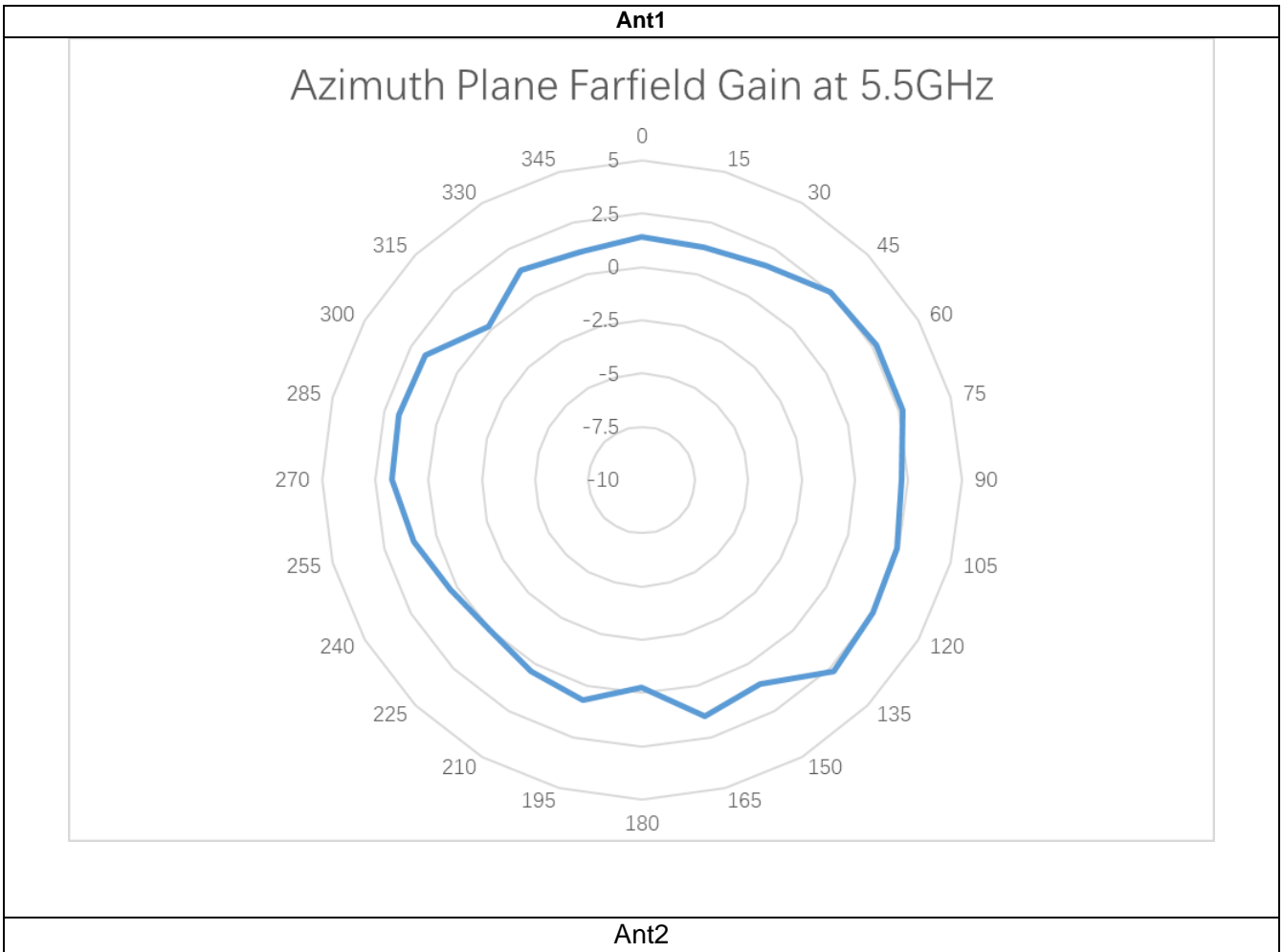
Ant4	
Frequency	
Impedance	2400~2500MHz
Antenna Type	50Ohm
Antenna Gain	Diople
Radiation pattern	2dBi

III. Antenna Peak Gain

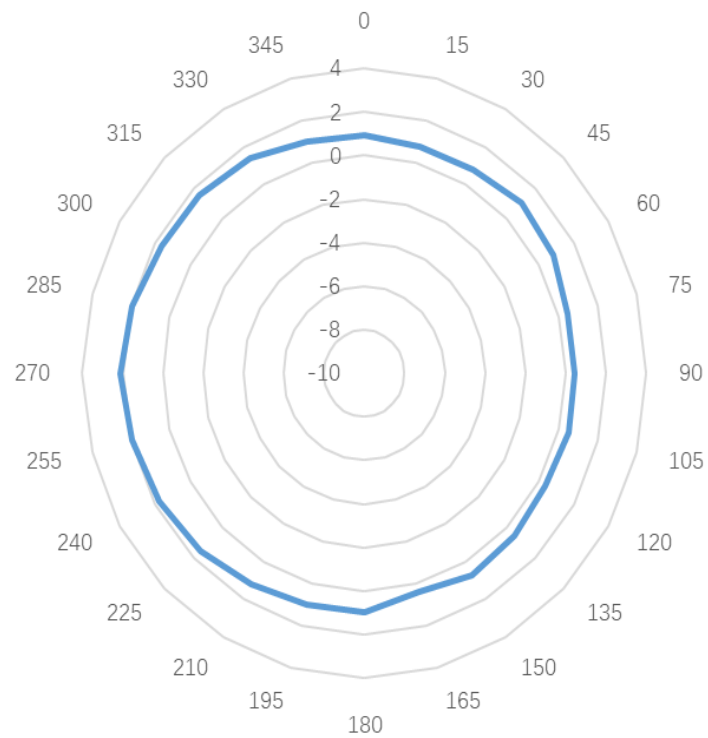
Ant1											
Freq(MHz)	5150	5200	5250	5300	5350	5400	5450	5500	5550	5600	5650
Gain(dBi)	2.05	2.05	1.77	1.82	1.81	2.38	2.02	2.62	2.25	2.46	3.0
Freq(MHz)	5700	5750	5800	5850							
Gain(dBi)	2.63	2.66	2.66	2.27							
Ant2											
Freq(MHz)	2400	2410	2420	2430	2440	2450	2460	2470	2480	2490	2500
Gain(dBi)	1.88	1.98	1.93	1.81	1.76	2.0	1.64	1.58	1.54	1.52	1.5
Ant3											
Freq(MHz)	5150	5200	5250	5300	5350	5400	5450	5500	5550	5600	5650
Gain(dBi)	1.58	1.82	1.59	1.62	1.49	1.27	1.5	2.54	1.84	2.54	2.23
Freq(MHz)	5700	5750	5800	5850							
Gain(dBi)	2.98	2.59	3.0	2.84							
Ant4											
Freq(MHz)	2400	2410	2420	2430	2440	2450	2460	2470	2480	2490	2500

Gain(dBi)	1.6	1.78	1.83	1.76	1.91	2.0	1.9	1.98	1.86	1.79	1.74
-----------	-----	------	------	------	------	-----	-----	------	------	------	------

IV. Antenna Radiation Pattern

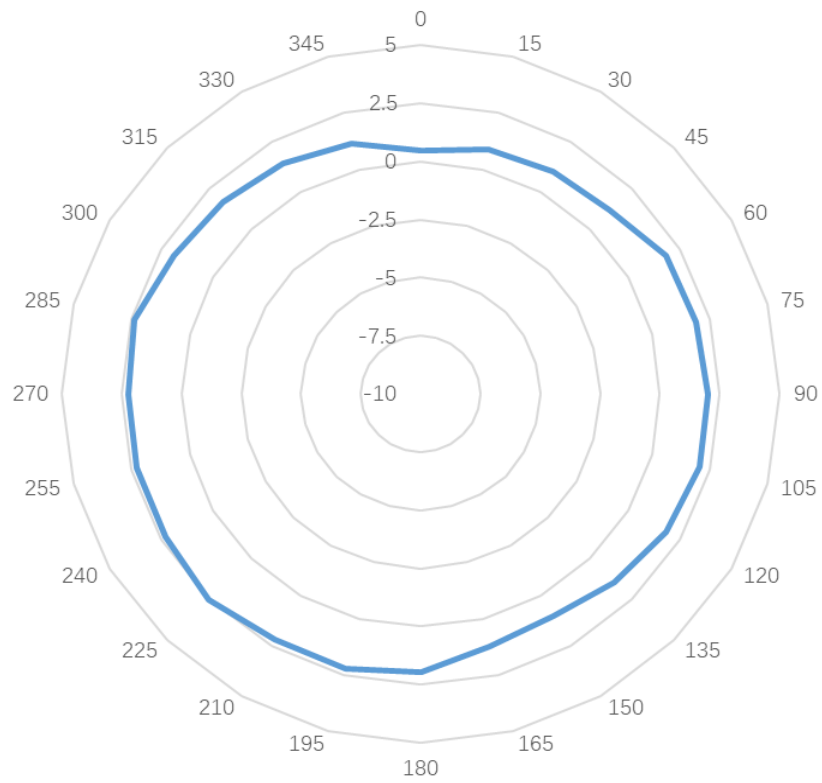


Azimuth Plane Farfield Gain at 2.45GHz



Ant3

Azimuth Plane Farfield Gain at 5.5GHz



Ant4

Azimuth Plane Farfield Gain at 2.45GHz

