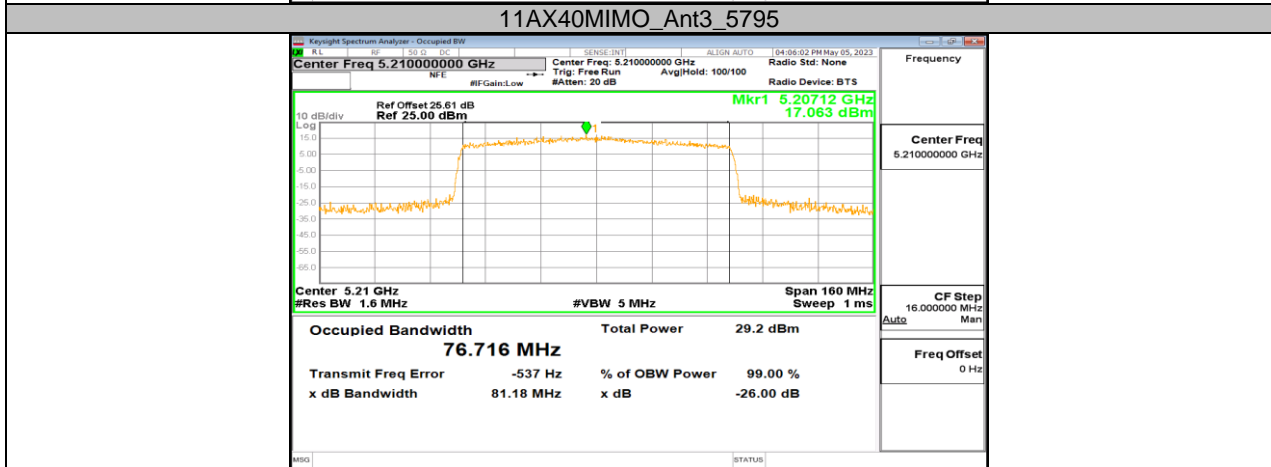
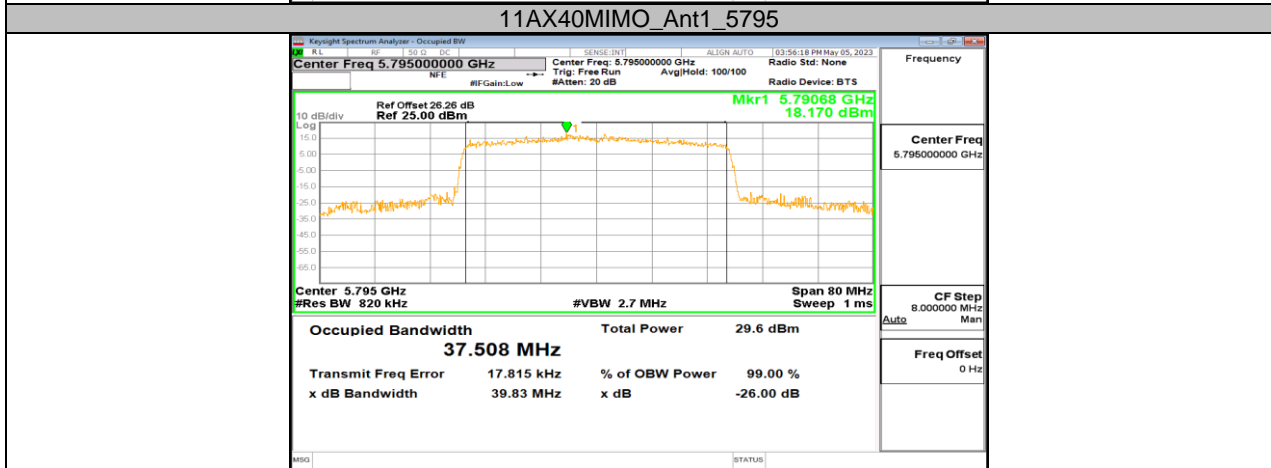
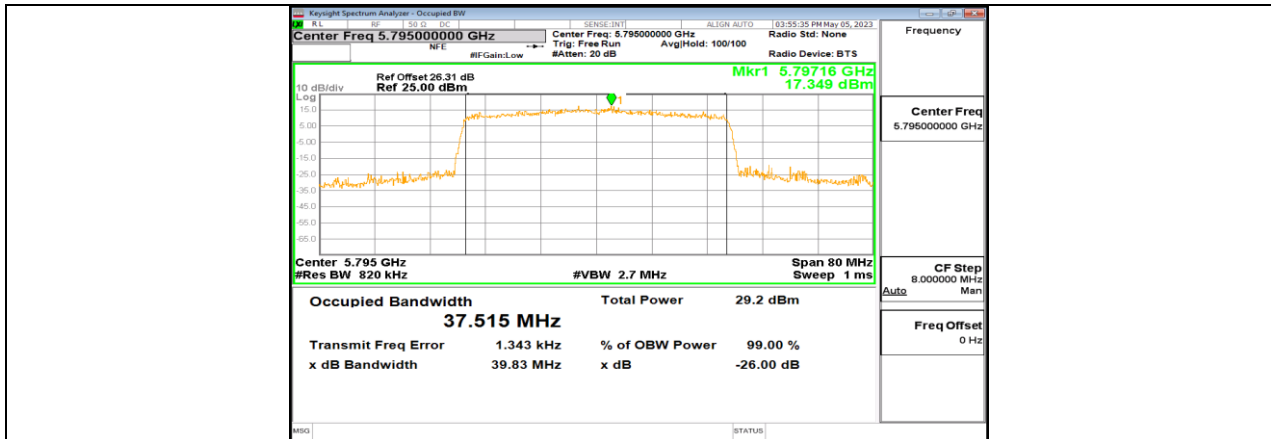
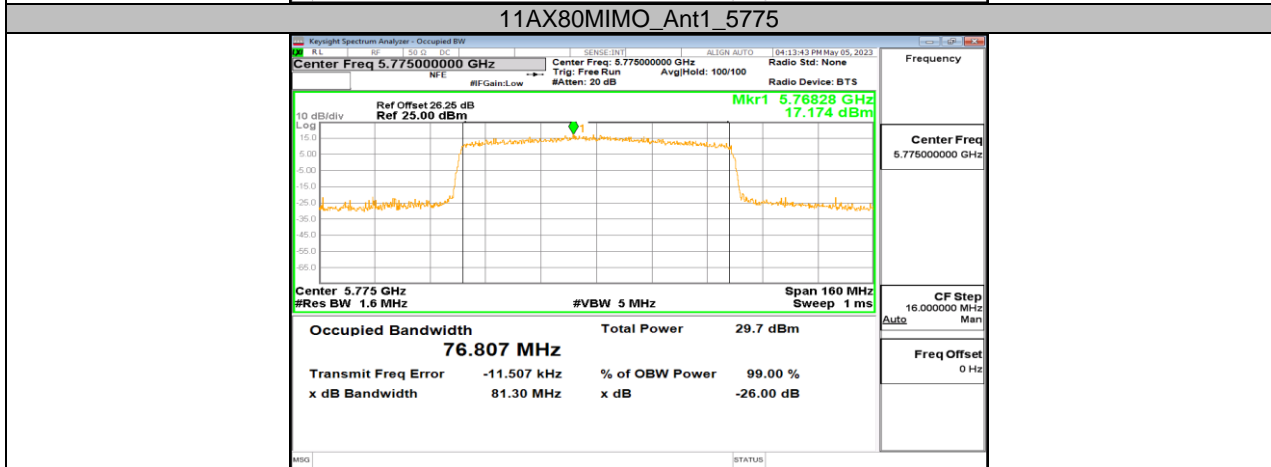
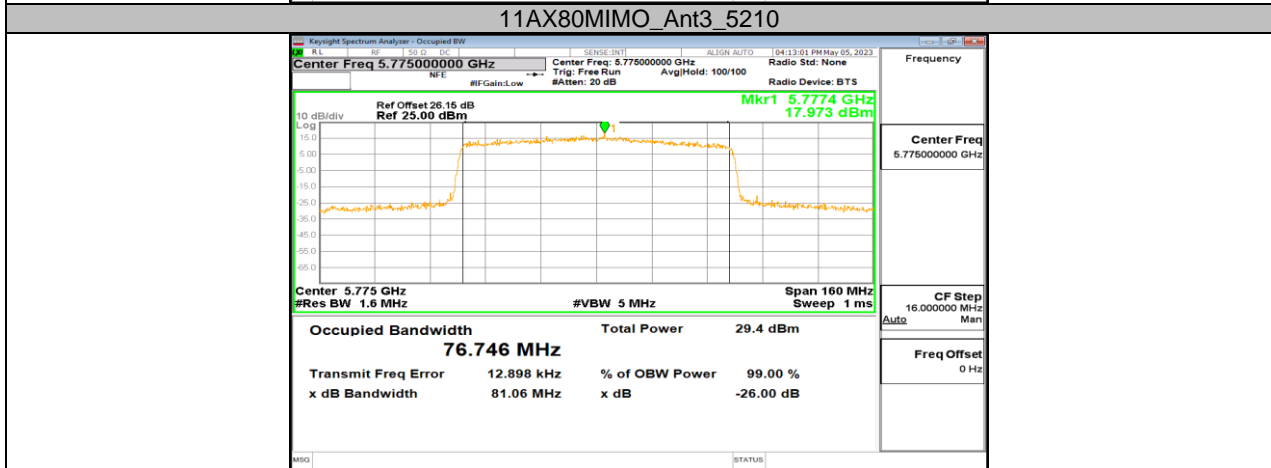
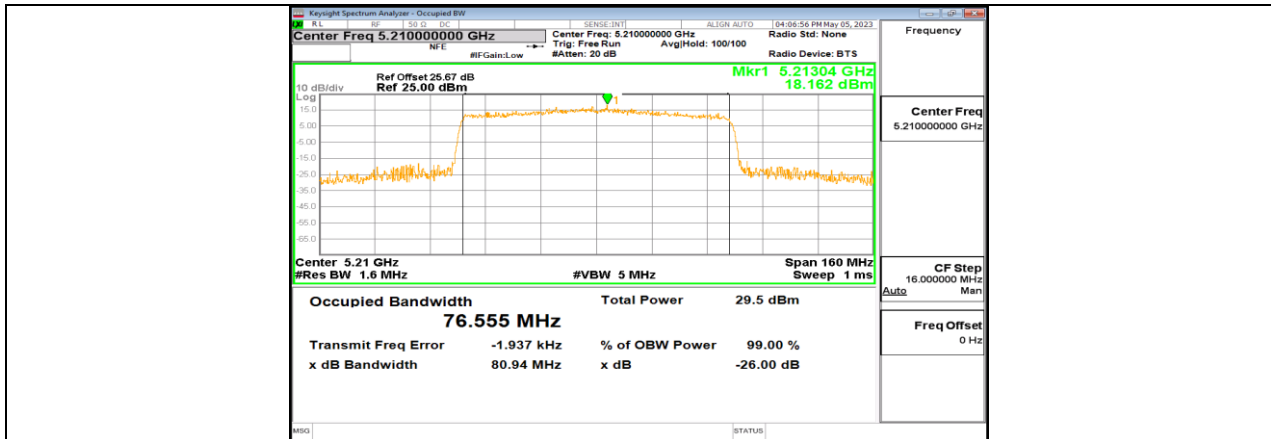


**11AX40MIMO\_Ant3\_5755**



**11AX80MIMO\_Ant1\_5210**



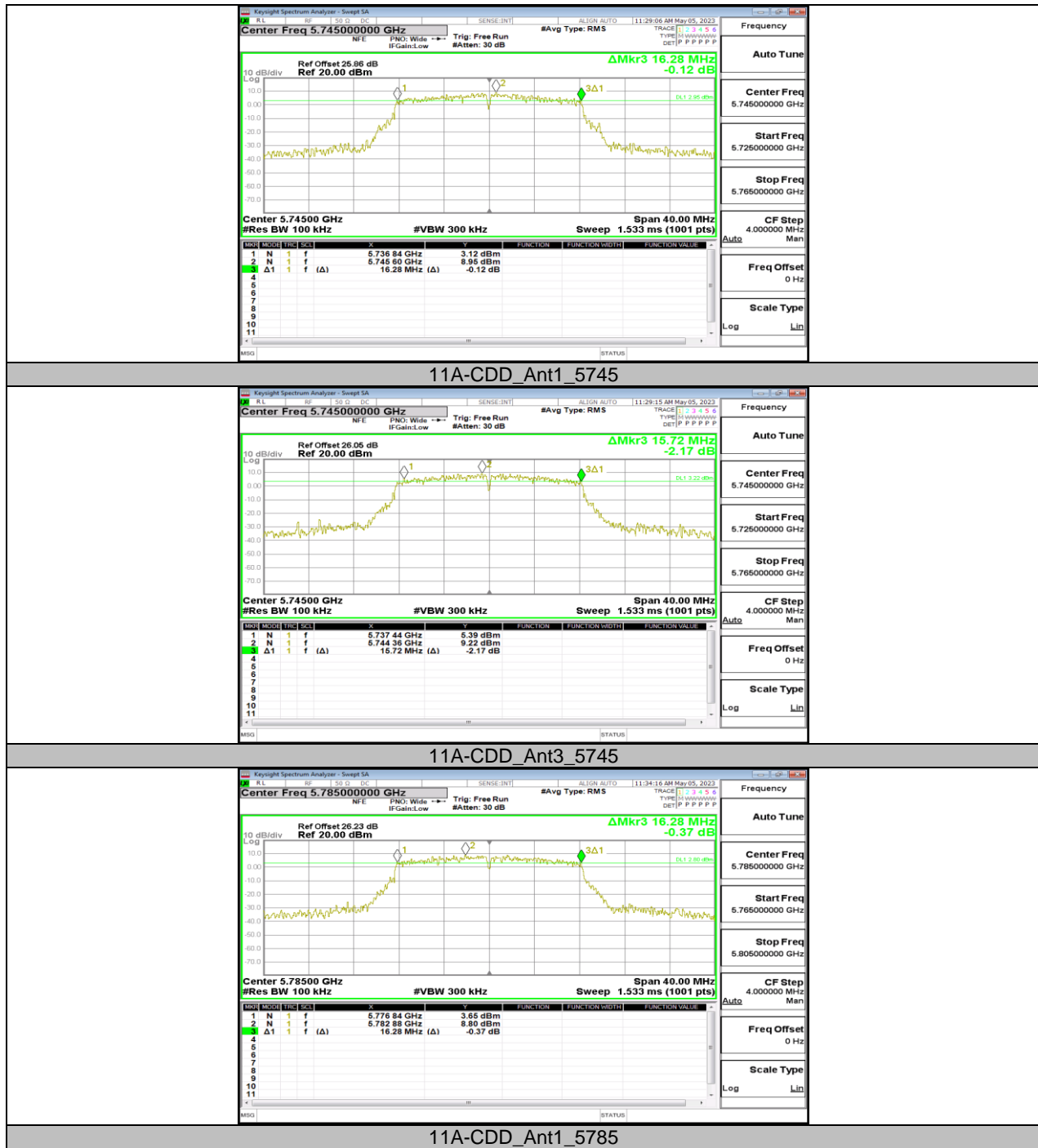
**11AX80MIMO\_Ant3\_5775**

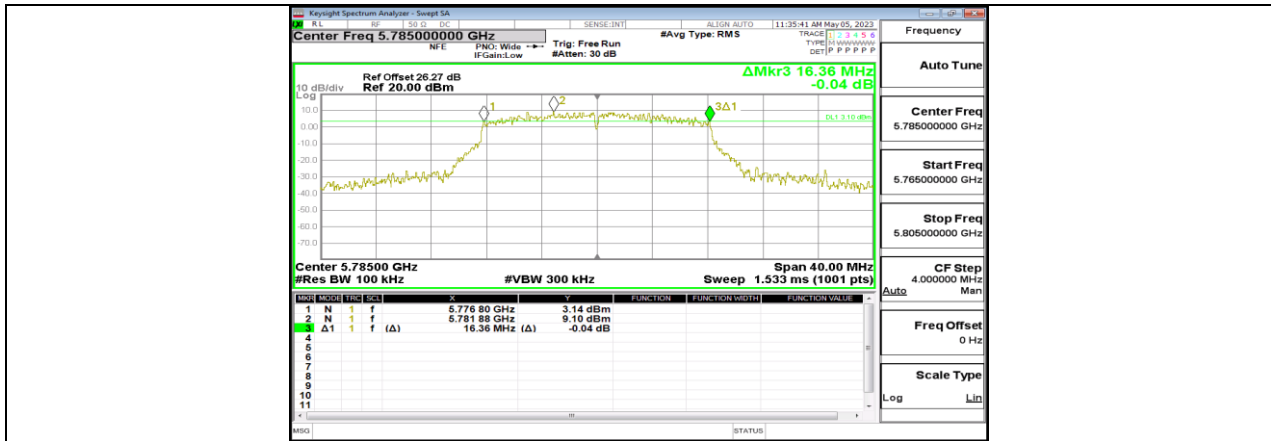
### 11.3. APPENDIX C: MIN EMISSION BANDWIDTH

#### 11.3.1. Test Result

Test Mode	Antenna	Channel	6db EBW [MHz]	FL[MHz]	FH[MHz]	Limit[MHz]	Verdict
11A-CDD	Ant1	5745	16.280	5736.840	5753.120	0.5	PASS
	Ant3	5745	15.720	5737.440	5753.160	0.5	PASS
	Ant1	5785	16.280	5776.840	5793.120	0.5	PASS
	Ant3	5785	16.360	5776.800	5793.160	0.5	PASS
	Ant1	5825	15.440	5817.080	5832.520	0.5	PASS
11AX20MIMO	Ant3	5825	16.280	5816.880	5833.160	0.5	PASS
	Ant1	5745	18.800	5735.600	5754.400	0.5	PASS
	Ant3	5745	18.200	5735.800	5754.000	0.5	PASS
	Ant1	5785	18.200	5775.840	5794.040	0.5	PASS
	Ant3	5785	18.960	5775.480	5794.440	0.5	PASS
11AX40MIMO	Ant1	5825	17.800	5816.440	5834.240	0.5	PASS
	Ant3	5825	18.280	5815.800	5834.080	0.5	PASS
	Ant1	5755	36.880	5736.200	5773.080	0.5	PASS
	Ant3	5755	36.880	5736.760	5773.640	0.5	PASS
	Ant1	5795	36.480	5776.120	5812.600	0.5	PASS
11AX80MIMO	Ant3	5795	36.640	5777.000	5813.640	0.5	PASS
	Ant1	5775	73.920	5738.680	5812.600	0.5	PASS
	Ant3	5775	74.720	5736.440	5811.160	0.5	PASS

### 11.3.2. Test Graphs

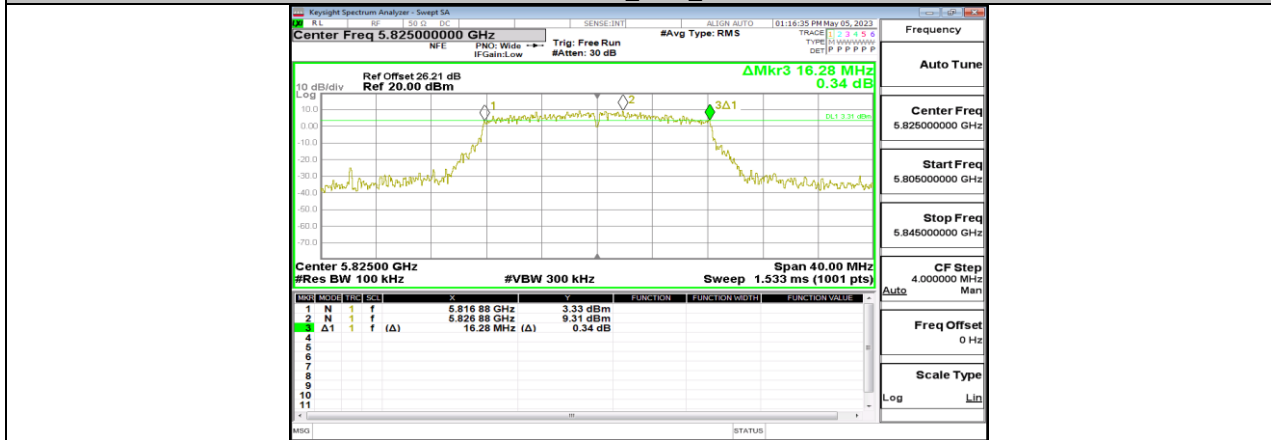




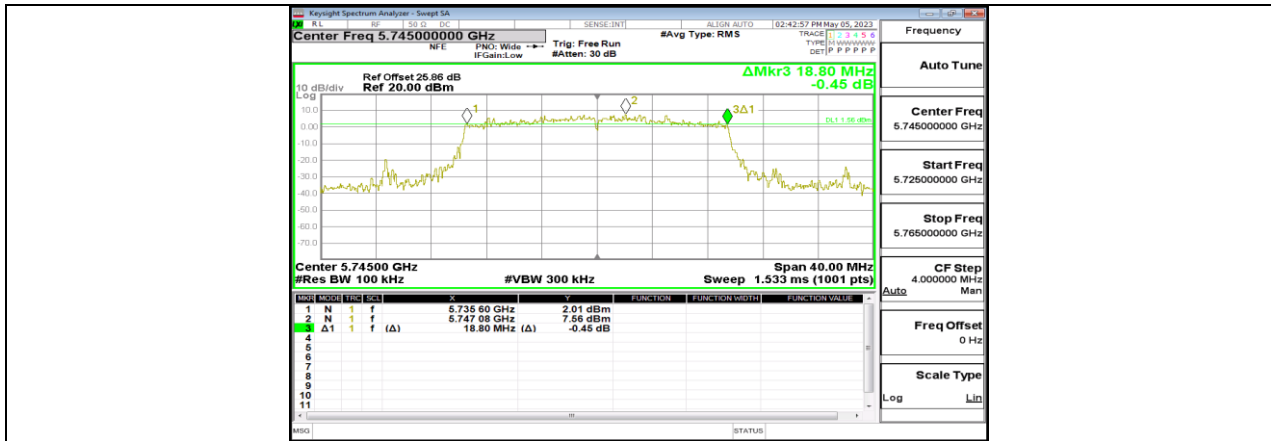
11A-CDD\_Ant3\_5785



11A-CDD\_Ant1\_5825



11A-CDD\_Ant3\_5825



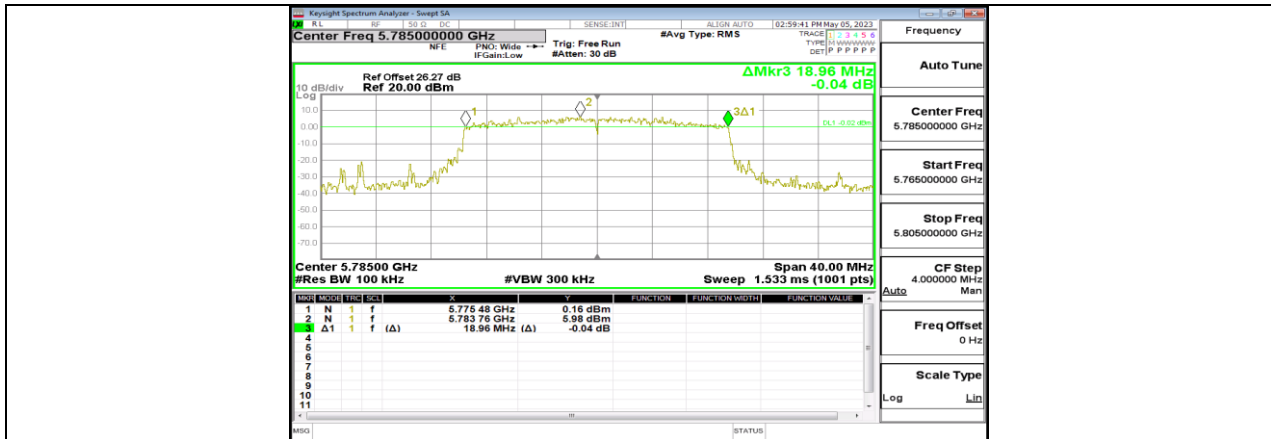
11AX20MIMO\_Ant1\_5745



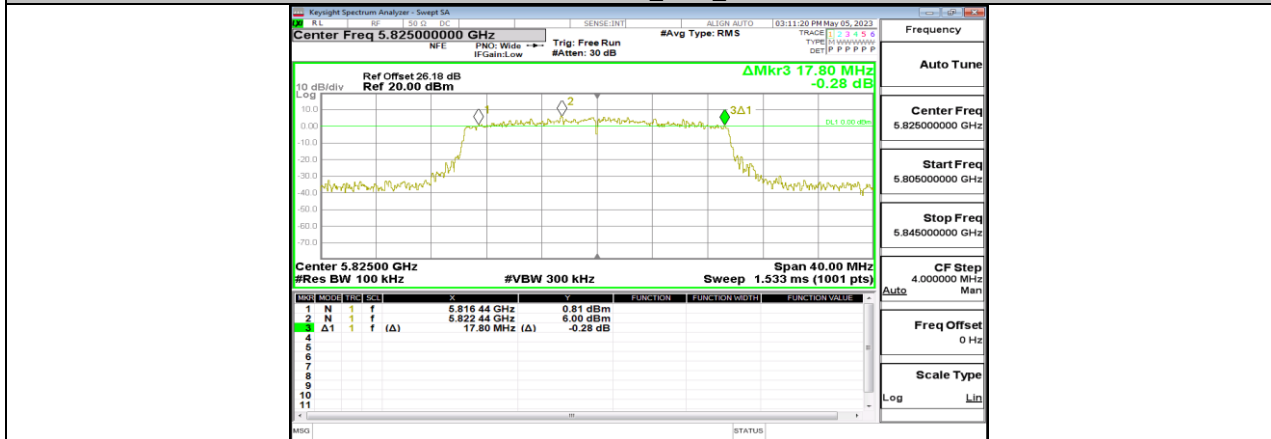
11AX20MIMO\_Ant3\_5745



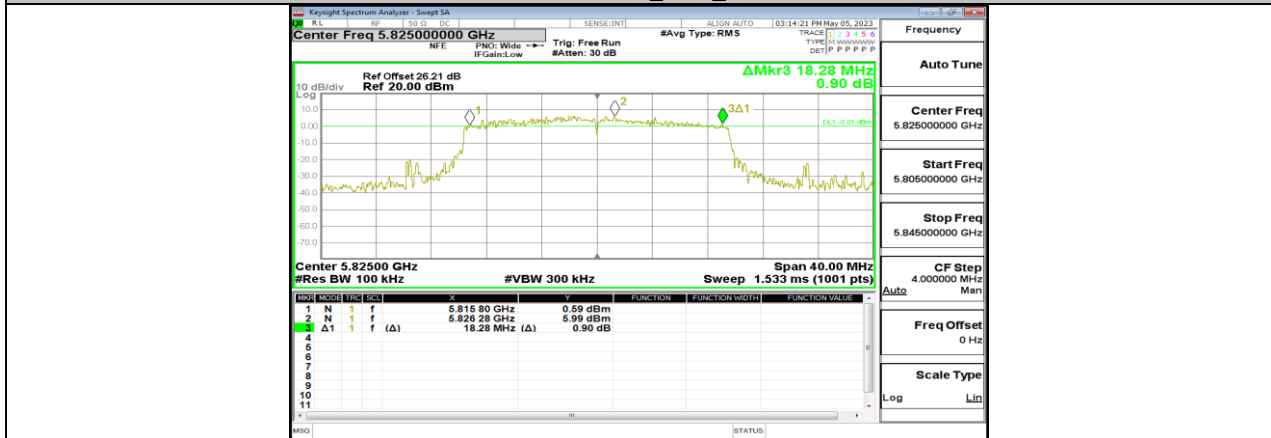
11AX20MIMO\_Ant1\_5785



11AX20MIMO\_Ant3\_5785

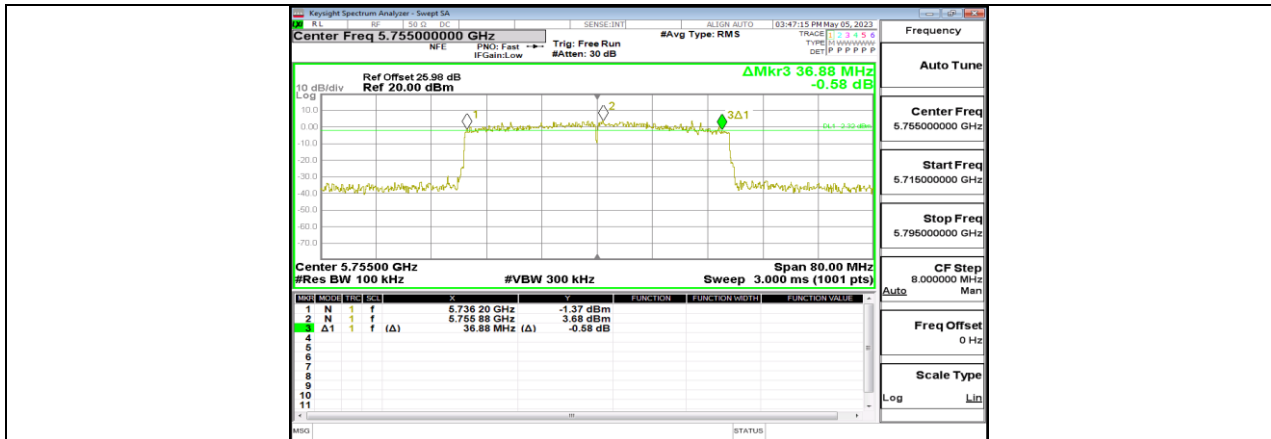


11AX20MIMO\_Ant1\_5825

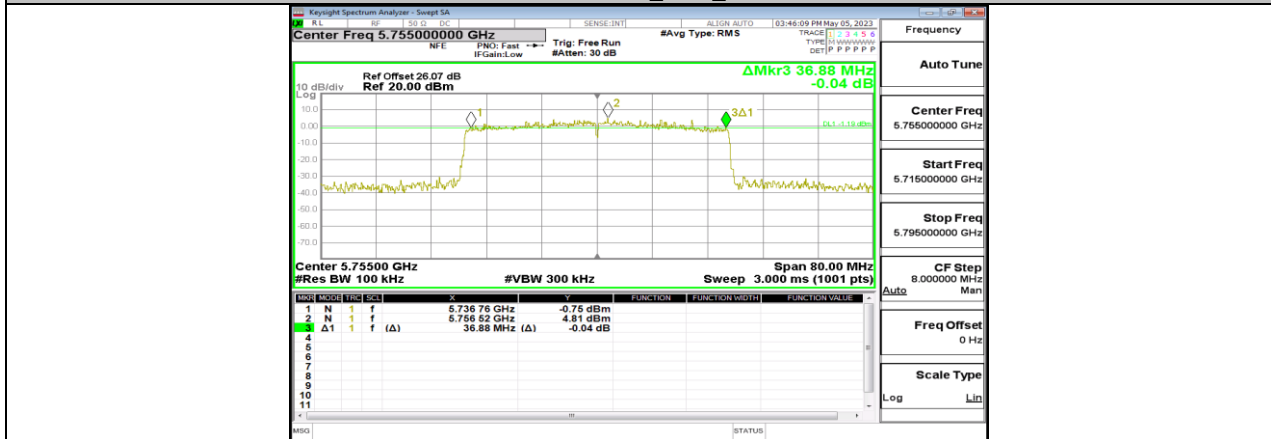


11AX20MIMO\_Ant3\_5825





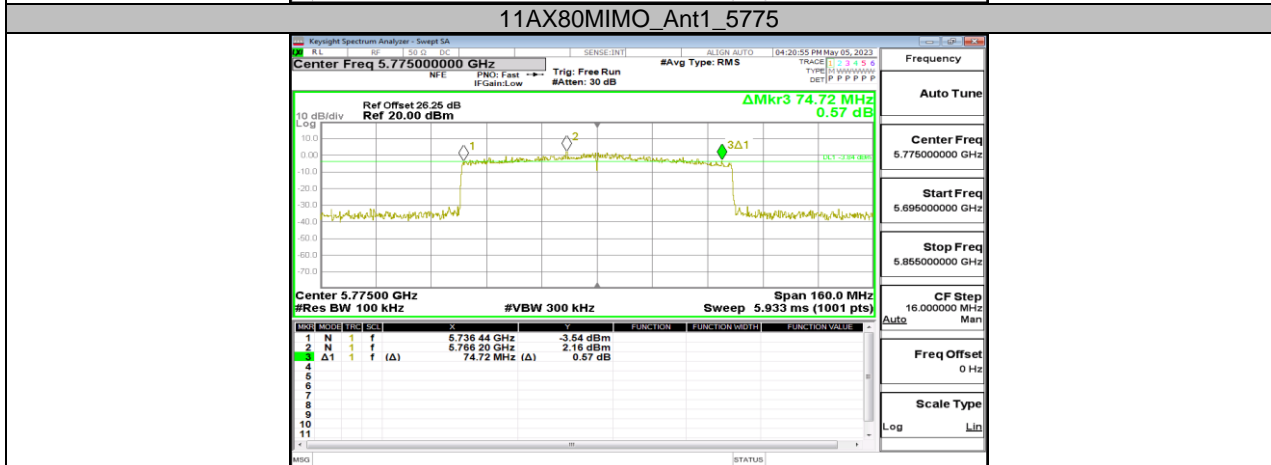
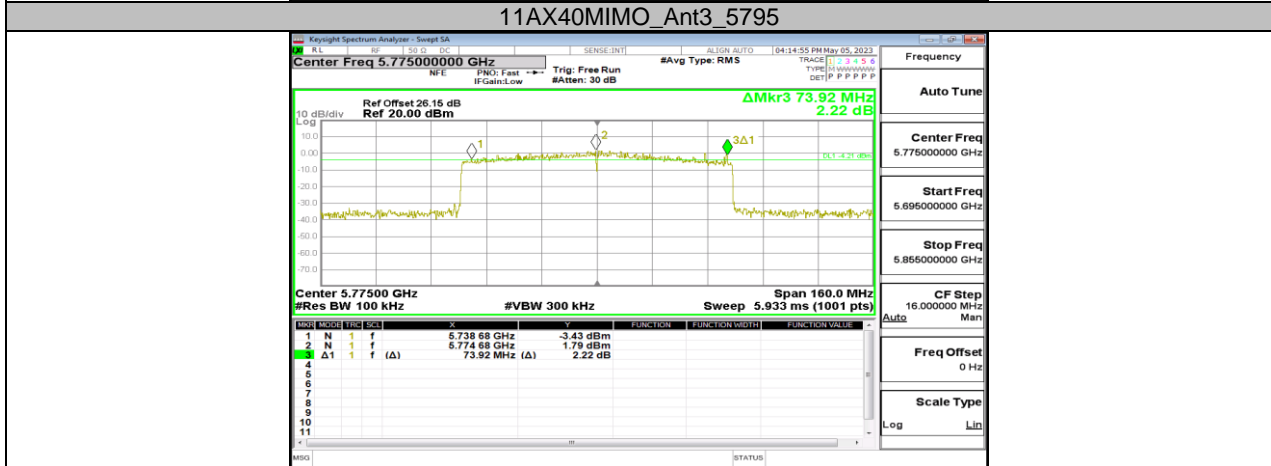
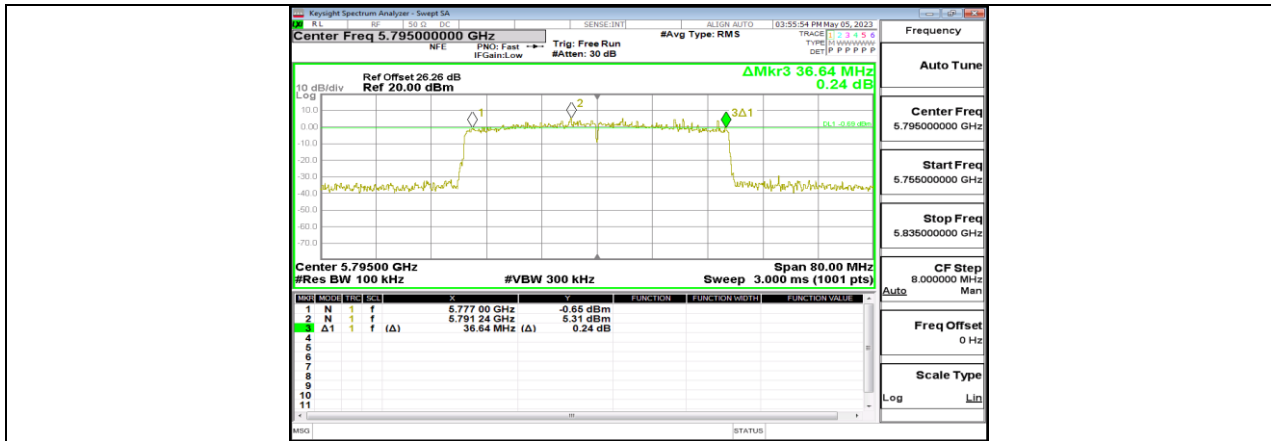
11AX40MIMO\_Ant1\_5755



11AX40MIMO\_Ant3\_5755



11AX40MIMO\_Ant1\_5795



## 11.4. APPENDIX D: MAXIMUM CONDUCTED OUTPUT POWER

### 11.4.1. Test Result

Test Mode	Antenna	Channel	Power [dBm]	FCC Limit [dBm]	Verdict
11A-CDD	Ant1	5180	22.53	≤30.00	PASS
	Ant3	5180	22.81	≤30.00	PASS
	total	5180	25.68	≤30.00	PASS
	Ant1	5200	22.47	≤30.00	PASS
	Ant3	5200	22.77	≤30.00	PASS
	total	5200	25.63	≤30.00	PASS
	Ant1	5240	22.62	≤30.00	PASS
	Ant3	5240	22.63	≤30.00	PASS
	total	5240	25.64	≤30.00	PASS
	Ant1	5745	24.64	≤30.00	PASS
	Ant3	5745	25.03	≤30.00	PASS
	total	5745	27.85	≤30.00	PASS
	Ant1	5785	24.63	≤30.00	PASS
	Ant3	5785	25.05	≤30.00	PASS
	total	5785	27.86	≤30.00	PASS
11AX20MIMO	Ant1	5825	24.57	≤30.00	PASS
	Ant3	5825	24.94	≤30.00	PASS
	total	5825	27.77	≤30.00	PASS
	Ant1	5180	22.85	≤30.00	PASS
	Ant3	5180	22.97	≤30.00	PASS
	total	5180	25.92	≤30.00	PASS
	Ant1	5200	22.84	≤30.00	PASS
	Ant3	5200	23.07	≤30.00	PASS
	total	5200	25.97	≤30.00	PASS
	Ant1	5240	22.81	≤30.00	PASS
	Ant3	5240	22.52	≤30.00	PASS
	total	5240	25.68	≤30.00	PASS
	Ant1	5745	24.78	≤30.00	PASS
	Ant3	5745	25.25	≤30.00	PASS
	total	5745	28.03	≤30.00	PASS
11AX40MIMO	Ant1	5785	24.98	≤30.00	PASS
	Ant3	5785	25.35	≤30.00	PASS
	total	5785	28.18	≤30.00	PASS
	Ant1	5825	24.00	≤30.00	PASS
	Ant3	5825	24.38	≤30.00	PASS
	total	5825	27.20	≤30.00	PASS
	Ant1	5190	21.84	≤30.00	PASS
	Ant3	5190	22.95	≤30.00	PASS
	total	5190	25.44	≤30.00	PASS
	Ant1	5230	24.94	≤30.00	PASS
	Ant3	5230	24.90	≤30.00	PASS
	total	5230	27.93	≤30.00	PASS
	Ant1	5755	25.32	≤30.00	PASS
	Ant3	5755	25.72	≤30.00	PASS
	total	5755	28.53	≤30.00	PASS
Ant1	5795	25.51	≤30.00	PASS	
Ant3	5795	25.92	≤30.00	PASS	
total	5795	28.73	≤30.00	PASS	
11AX80MIMO	Ant1	5210	20.31	≤30.00	PASS
	Ant3	5210	21.04	≤30.00	PASS
	total	5210	23.70	≤30.00	PASS
	Ant1	5775	25.68	≤30.00	PASS
	Ant3	5775	25.94	≤30.00	PASS
total	5775	28.82	≤30.00	PASS	

- Note: 1. Conducted Power=Meas. Level+ Correction Factor  
2. The Duty Cycle Factor (refer to section 7.2) had already compensated to the test data.

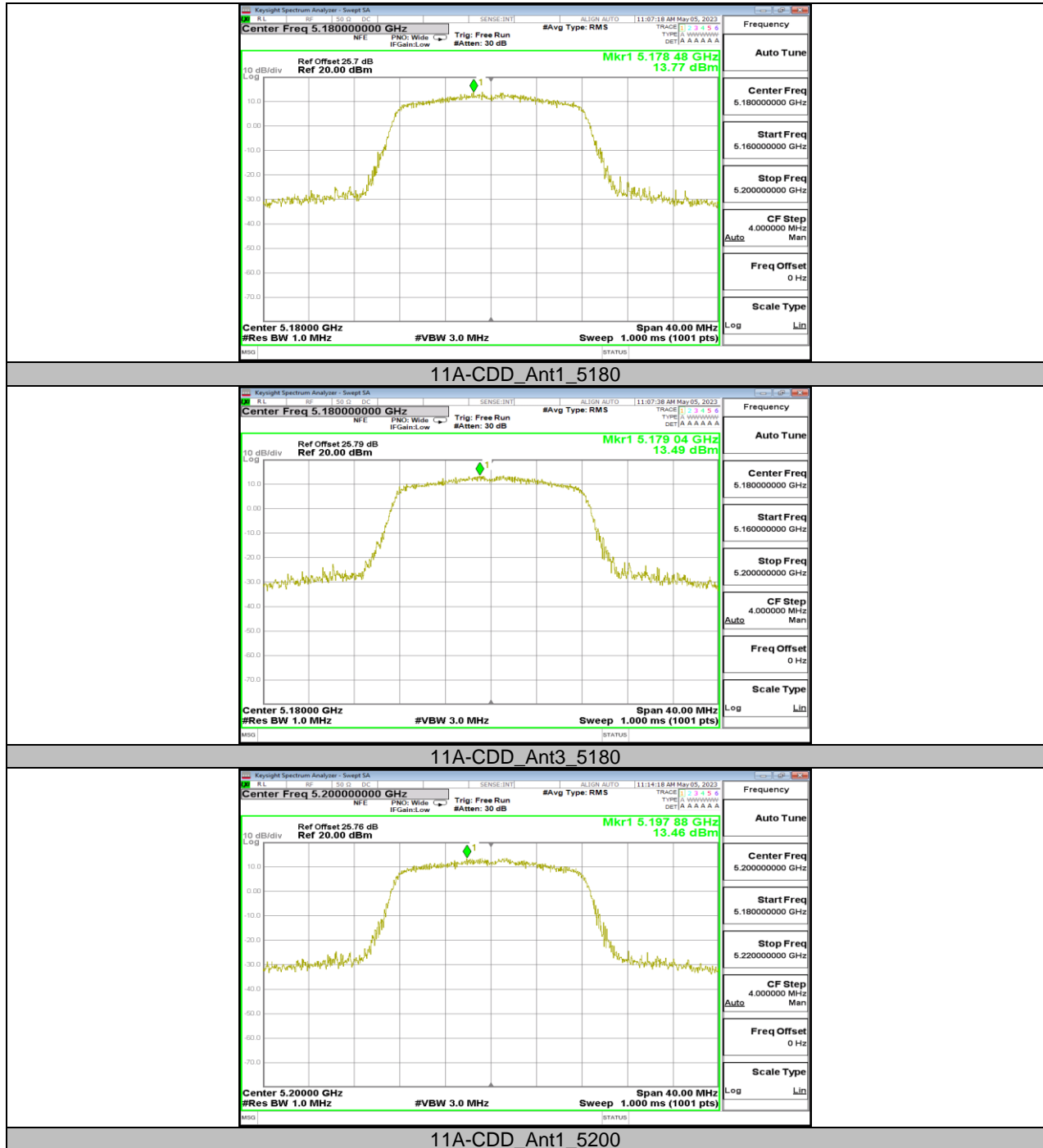
## 11.5. APPENDIX E: MAXIMUM POWER SPECTRAL DENSITY

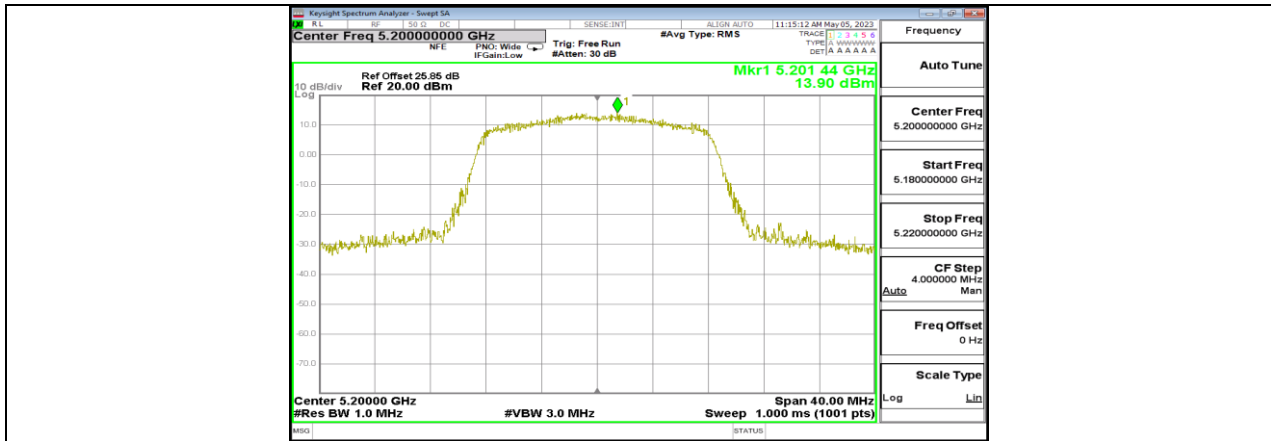
### 11.5.1. Test Result

Test Mode	Antenna	Channel	Power [dBm/MHz]	Limit [dBm/MHz]	Verdict
11A-CDD	Ant1	5180	13.77	≤17.00	PASS
	Ant3	5180	13.49	≤17.00	PASS
	total	5180	16.64	≤16.99	PASS
	Ant1	5200	13.46	≤17.00	PASS
	Ant3	5200	13.9	≤17.00	PASS
	total	5200	16.70	≤16.99	PASS
	Ant1	5240	13.38	≤17.00	PASS
	Ant3	5240	13.83	≤17.00	PASS
	total	5240	16.62	≤16.99	PASS
	Ant1	5745	13.38	≤30.00	PASS
	Ant3	5745	14.04	≤30.00	PASS
	total	5745	16.73	≤29.99	PASS
	Ant1	5785	13.37	≤30.00	PASS
	Ant3	5785	13.98	≤30.00	PASS
	total	5785	16.70	≤29.99	PASS
	Ant1	5825	13.02	≤30.00	PASS
	Ant3	5825	13.67	≤30.00	PASS
	total	5825	16.37	≤29.99	PASS
11AX20MIMO	Ant1	5180	13.36	≤17.00	PASS
	Ant3	5180	13.88	≤17.00	PASS
	total	5180	16.64	≤17.00	PASS
	Ant1	5200	13.54	≤17.00	PASS
	Ant3	5200	13.91	≤17.00	PASS
	total	5200	16.74	≤17.00	PASS
	Ant1	5240	13.9	≤17.00	PASS
	Ant3	5240	13.48	≤17.00	PASS
	total	5240	16.71	≤17.00	PASS
	Ant1	5745	12.51	≤30.00	PASS
	Ant3	5745	14.09	≤30.00	PASS
	total	5745	16.38	≤30.00	PASS
	Ant1	5785	13.59	≤30.00	PASS
	Ant3	5785	13.59	≤30.00	PASS
	total	5785	16.60	≤30.00	PASS
	Ant1	5825	12.05	≤30.00	PASS
	Ant3	5825	12.89	≤30.00	PASS
	total	5825	15.50	≤30.00	PASS
11AX40MIMO	Ant1	5190	9.19	≤17.00	PASS
	Ant3	5190	10.65	≤17.00	PASS
	total	5190	12.99	≤17.00	PASS
	Ant1	5230	12.82	≤17.00	PASS
	Ant3	5230	13.06	≤17.00	PASS
	total	5230	15.95	≤17.00	PASS
	Ant1	5755	11.73	≤30.00	PASS
	Ant3	5755	11.88	≤30.00	PASS
	total	5755	14.82	≤30.00	PASS
	Ant1	5795	10.94	≤30.00	PASS
	Ant3	5795	10.26	≤30.00	PASS
	total	5795	13.62	≤30.00	PASS
11AX80MIMO	Ant1	5210	4.96	≤17.00	PASS
	Ant3	5210	6.27	≤17.00	PASS
	total	5210	8.67	≤17.00	PASS
	Ant1	5775	7.1	≤30.00	PASS
	Ant3	5775	8.24	≤30.00	PASS
	total	5775	10.72	≤30.00	PASS

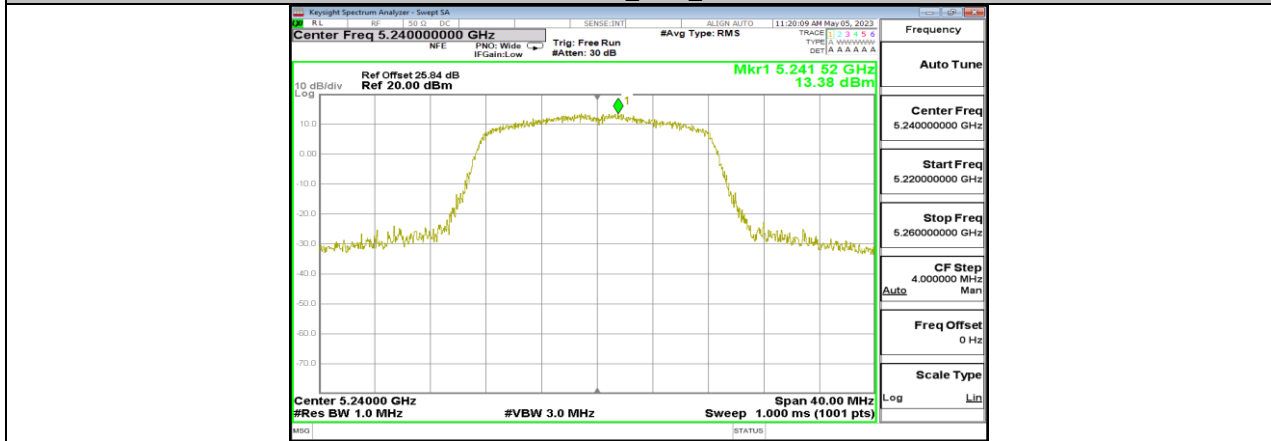
Note: 1. The Duty Cycle Factor (refer to section 7.2) had already compensated to the test data.

### 11.5.2. Test Graphs





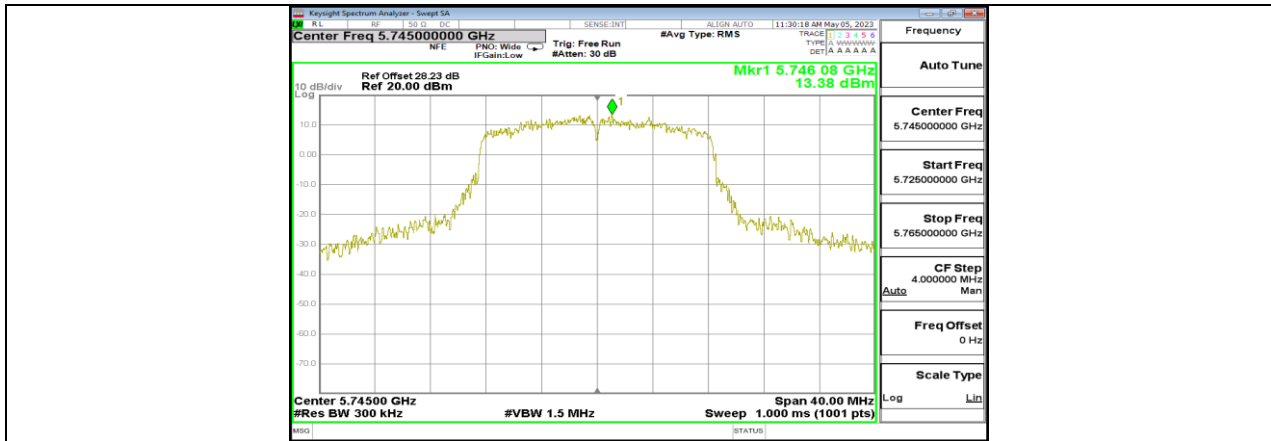
11A-CDD\_Ant3\_5200



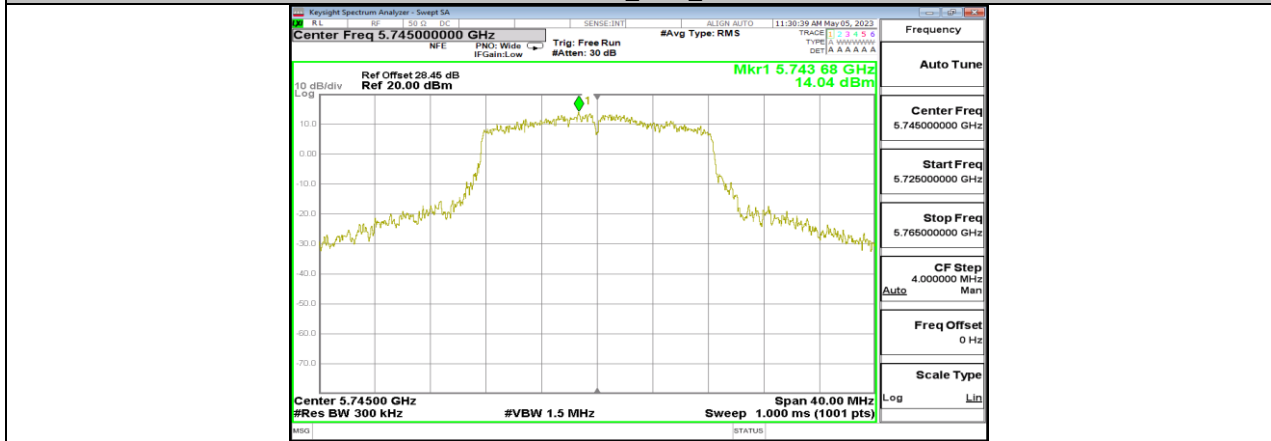
11A-CDD\_Ant1\_5240



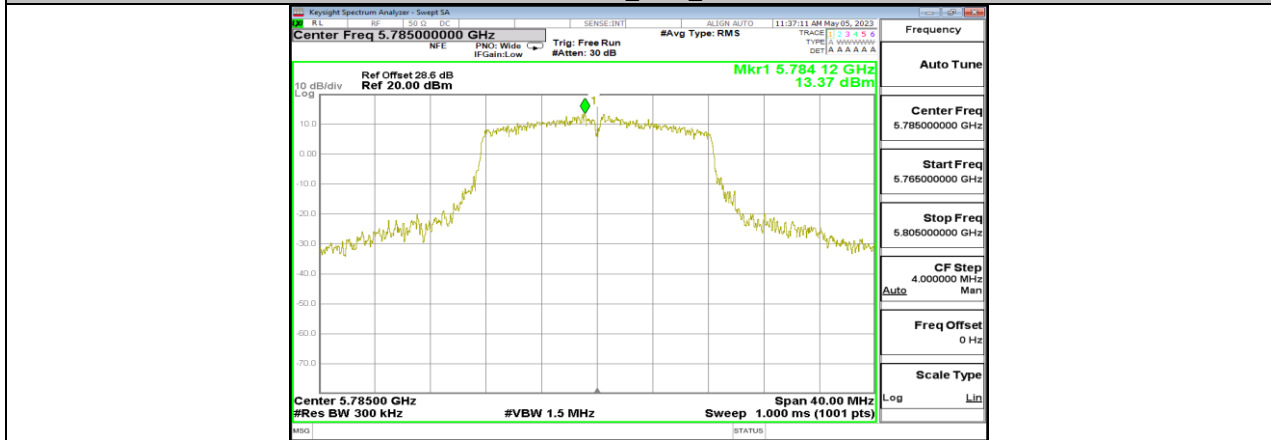
11A-CDD\_Ant3\_5240



11A-CDD\_Ant1\_5745

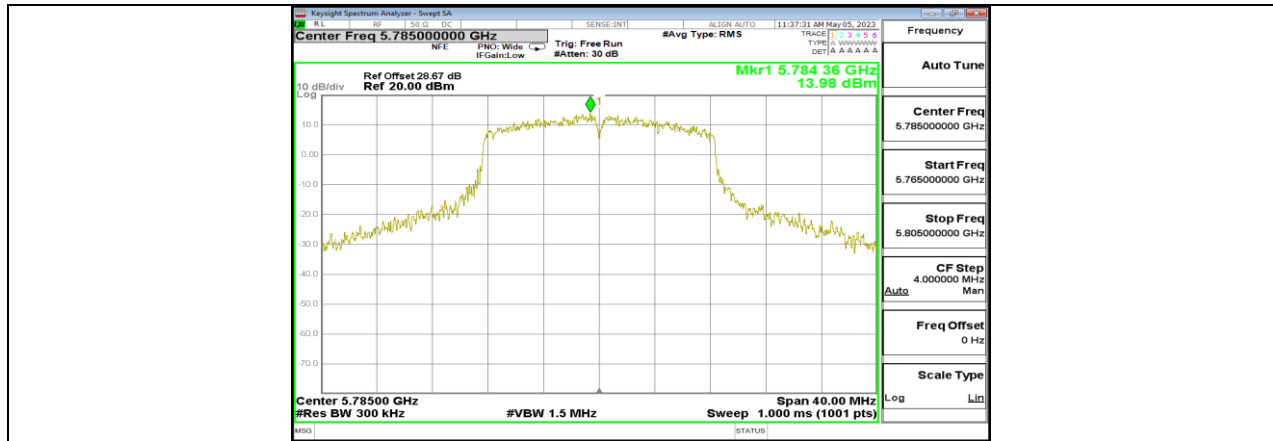


11A-CDD\_Ant3\_5745

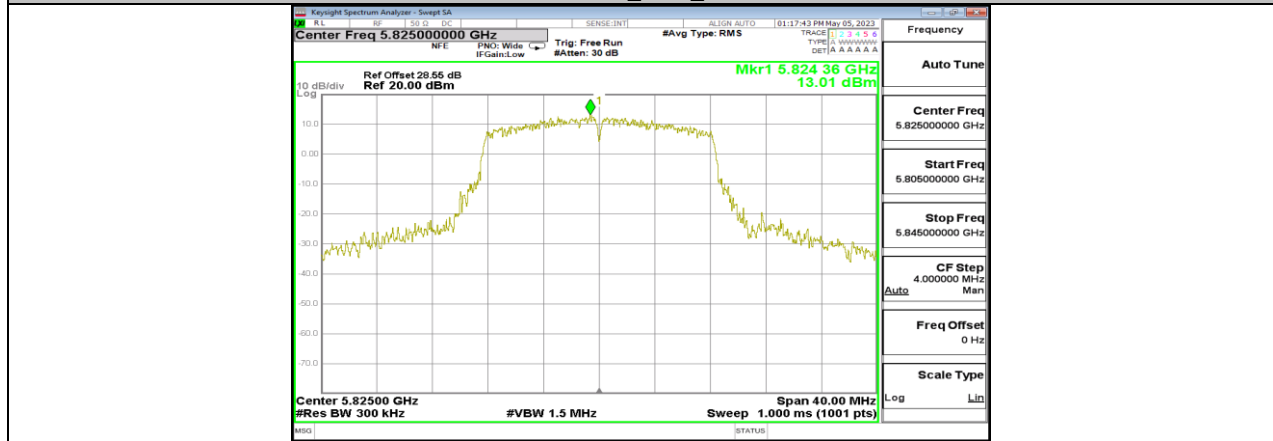


11A-CDD\_Ant1\_5785

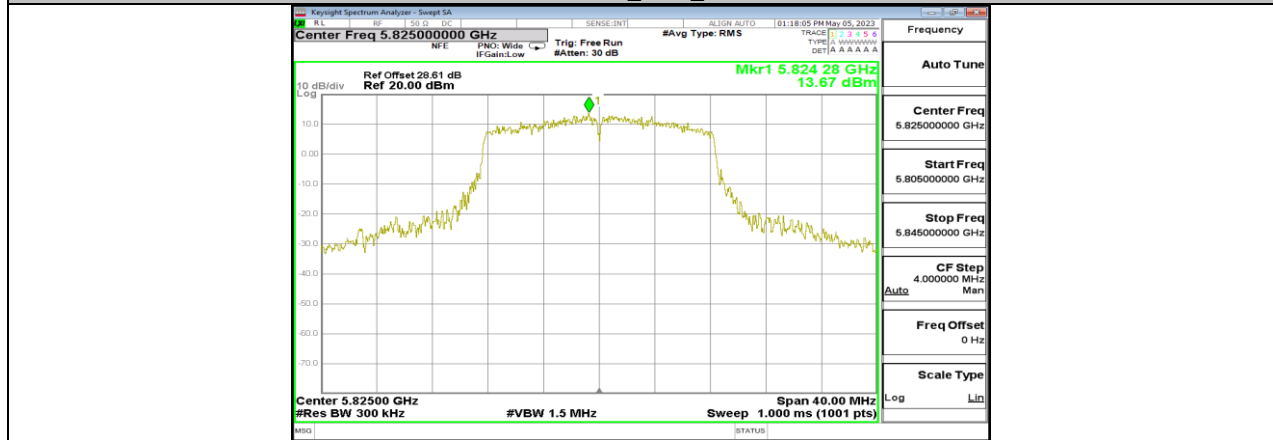




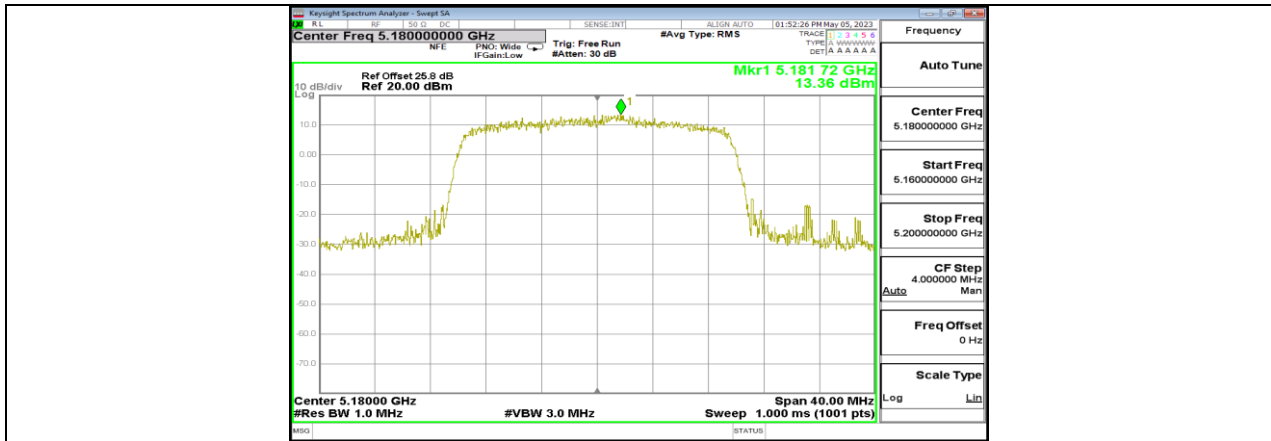
11A-CDD\_Ant3\_5785



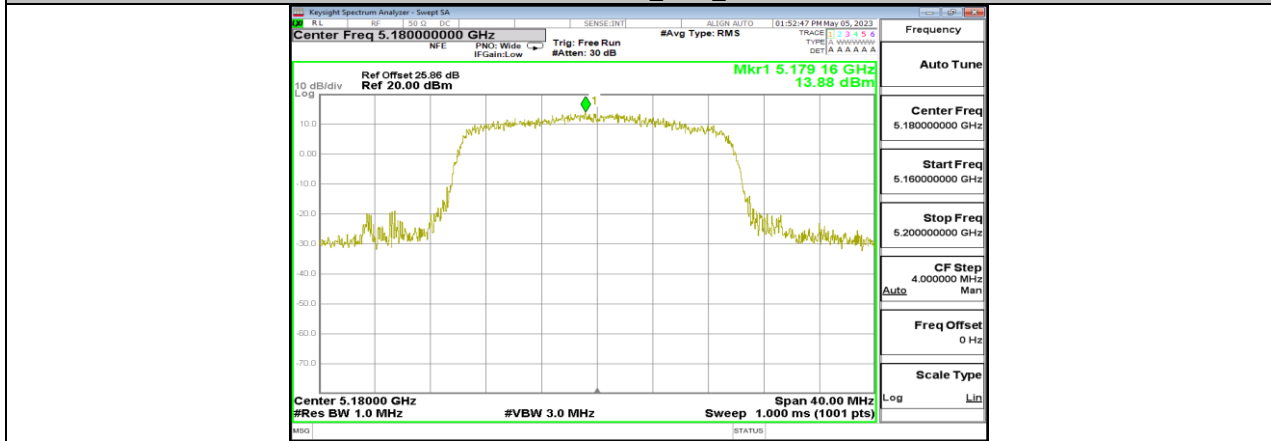
11A-CDD\_Ant1\_5825



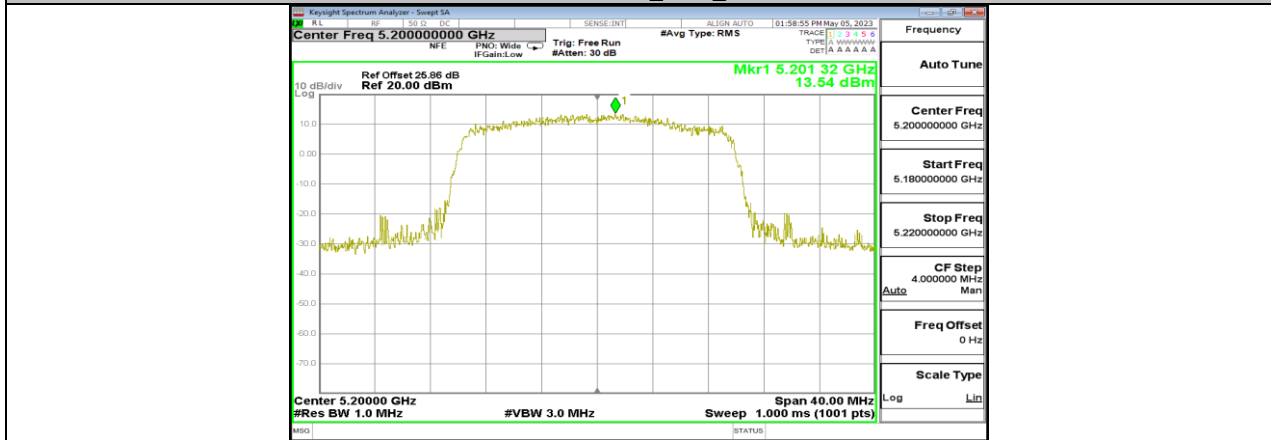
11A-CDD\_Ant3\_5825



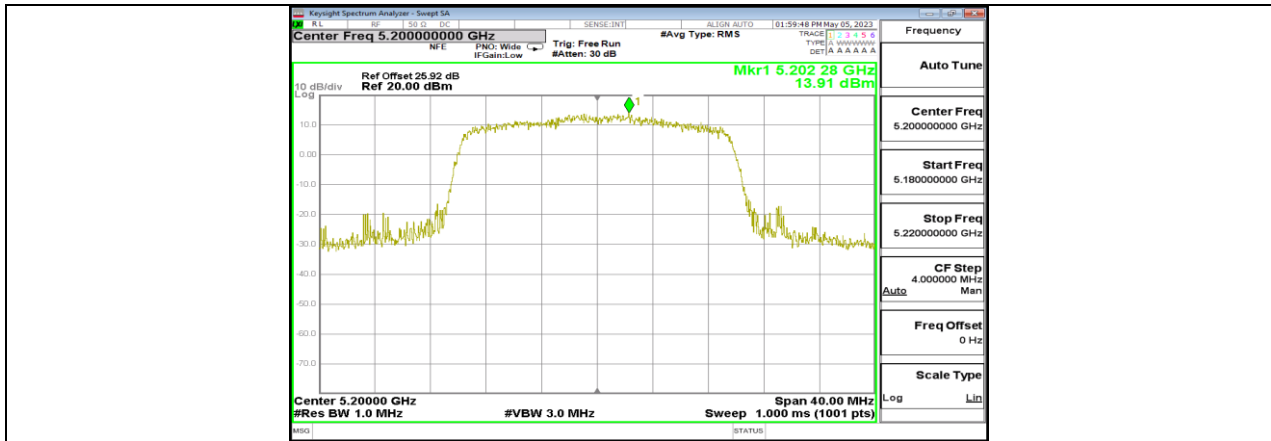
11AX20MIMO\_Ant1\_5180



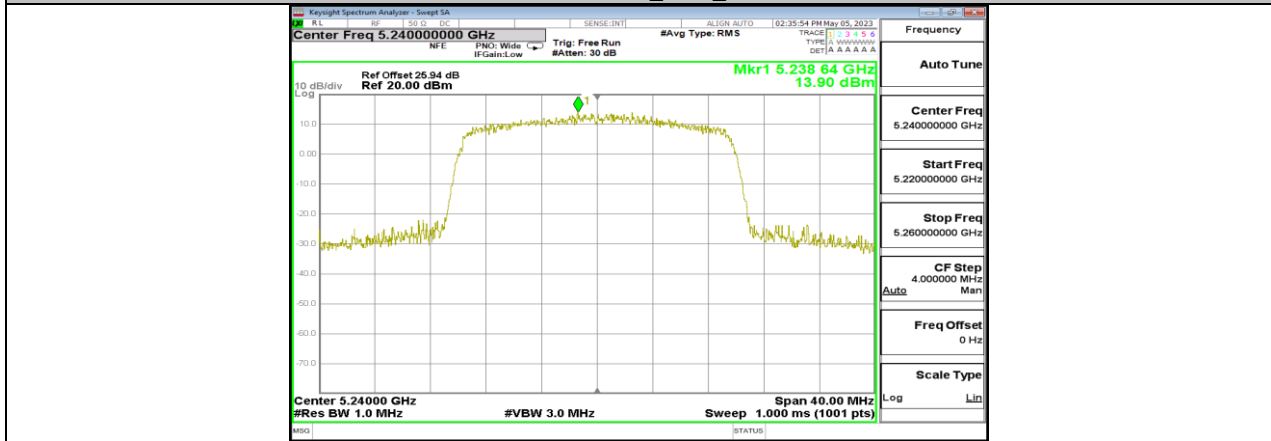
11AX20MIMO\_Ant3\_5180



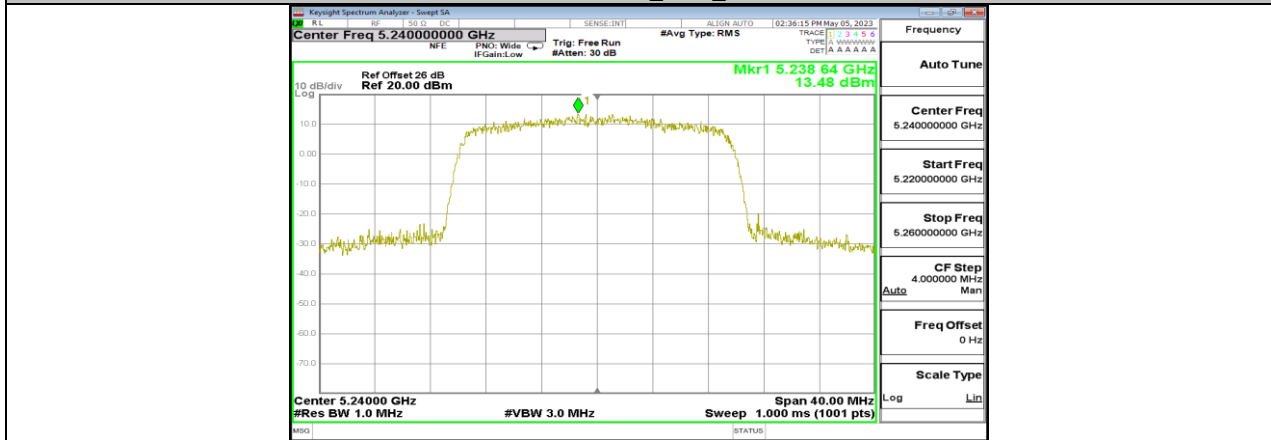
11AX20MIMO\_Ant1\_5200



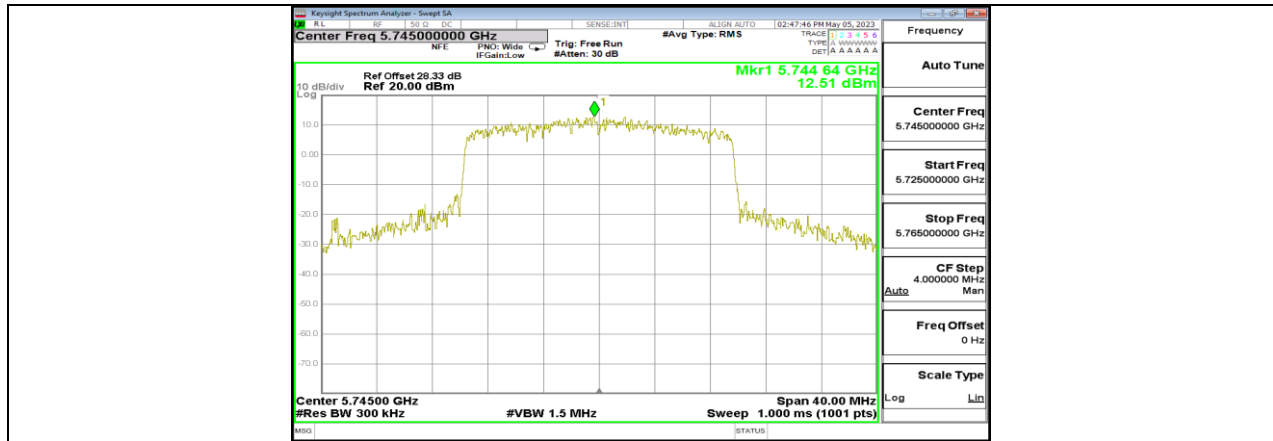
11AX20MIMO\_Ant3\_5200



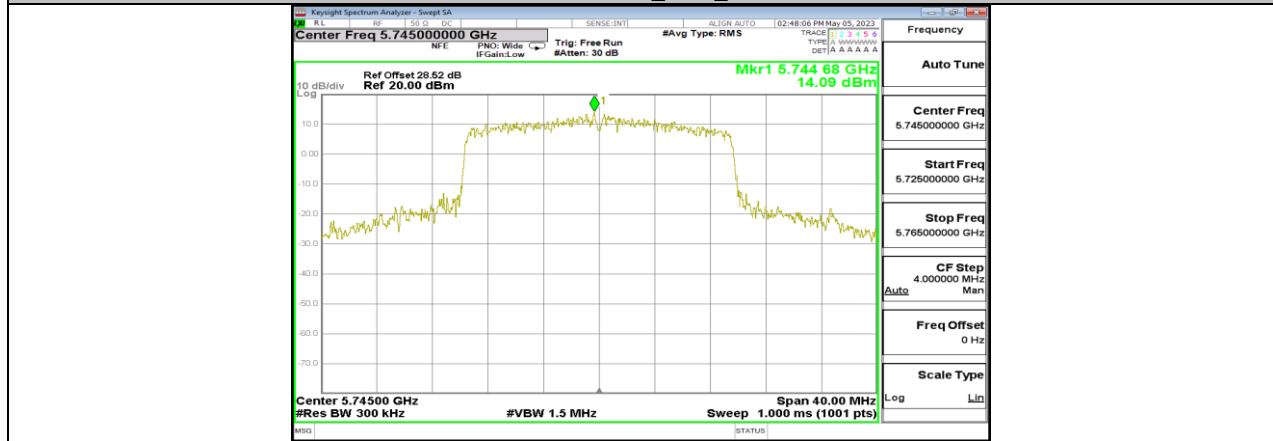
11AX20MIMO\_Ant1\_5240



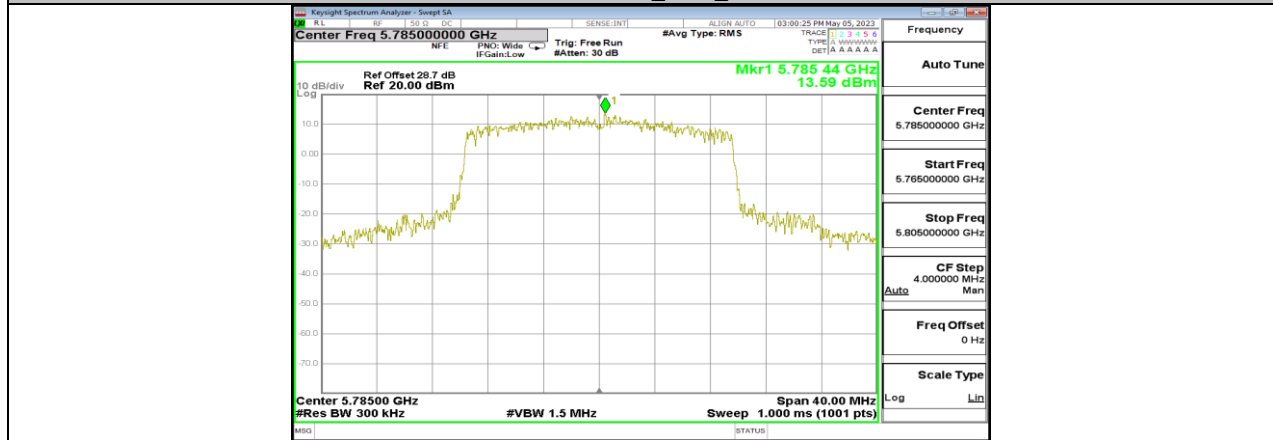
11AX20MIMO\_Ant3\_5240



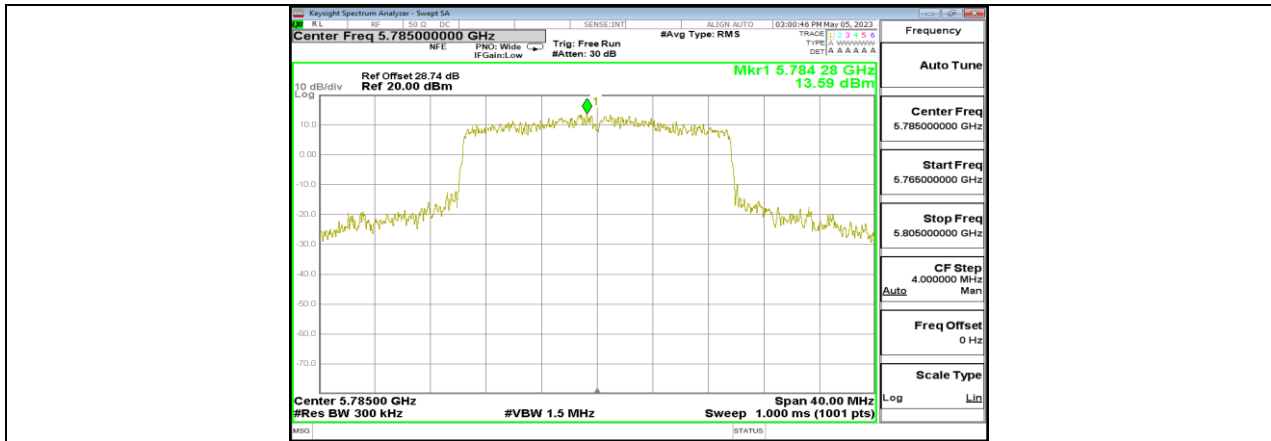
11AX20MIMO\_Ant1\_5745



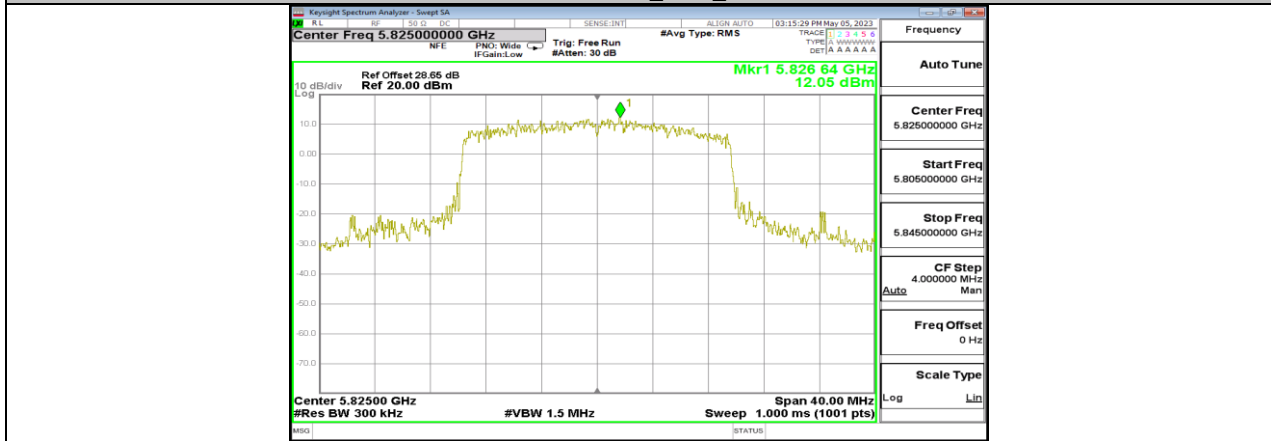
11AX20MIMO\_Ant3\_5745



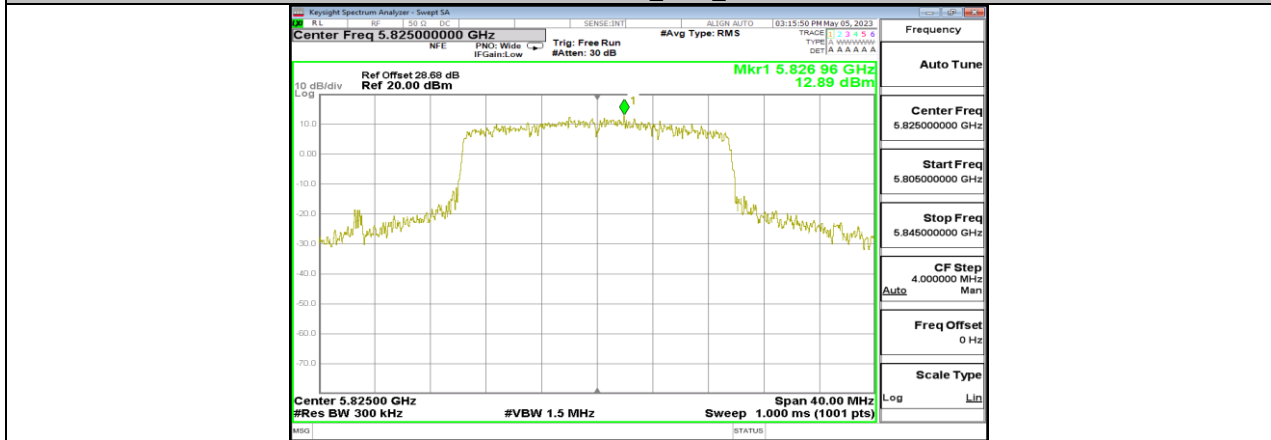
11AX20MIMO\_Ant1\_5785



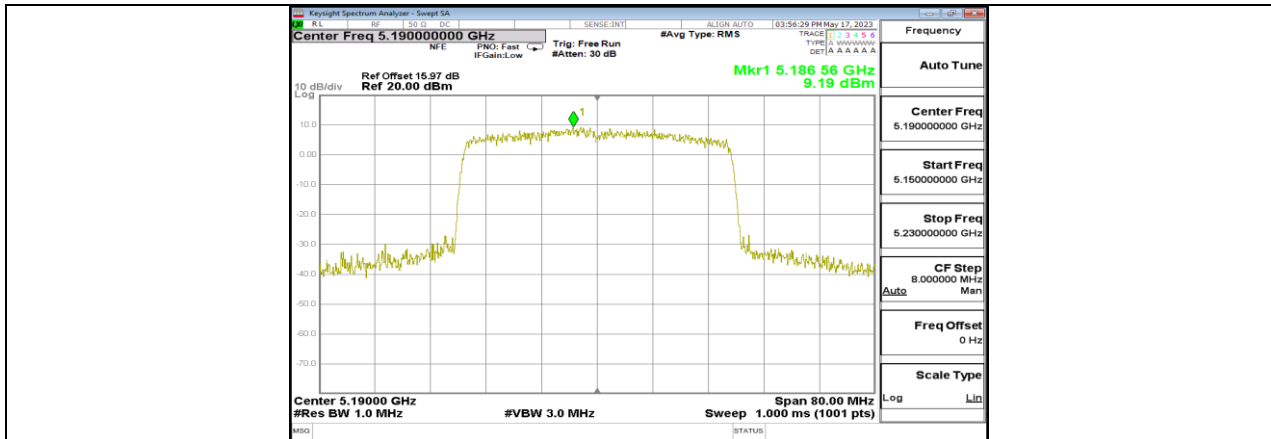
11AX20MIMO\_Ant3\_5785



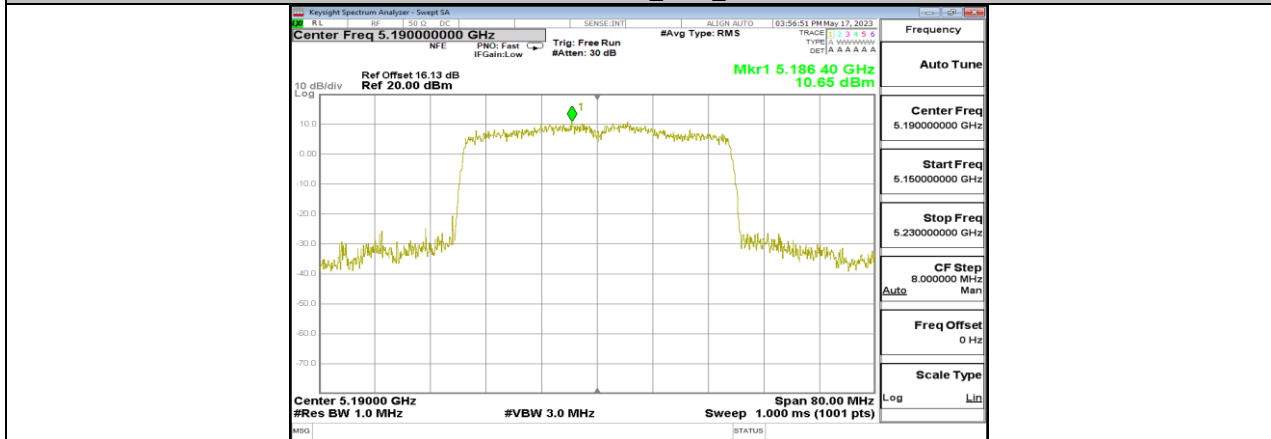
11AX20MIMO\_Ant1\_5825



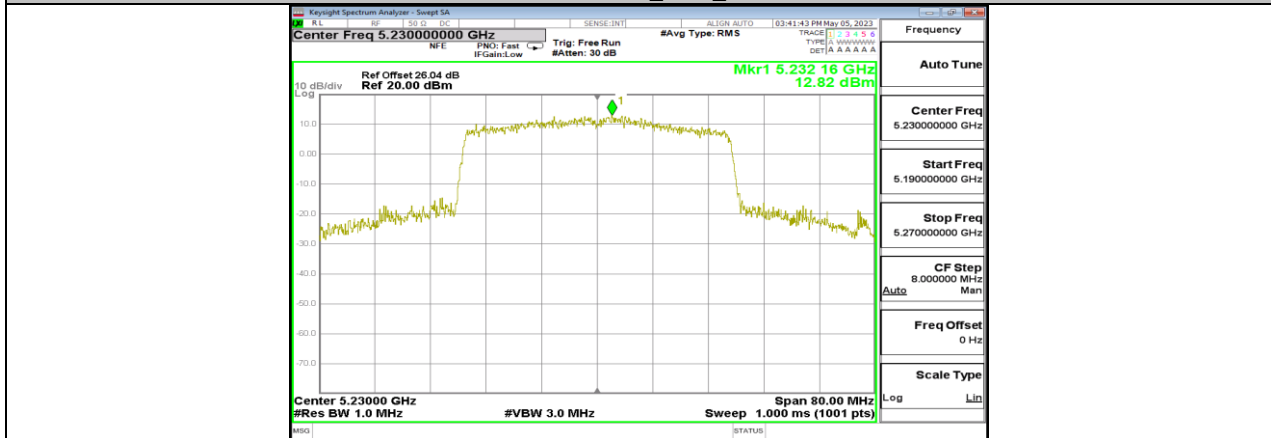
11AX20MIMO\_Ant3\_5825



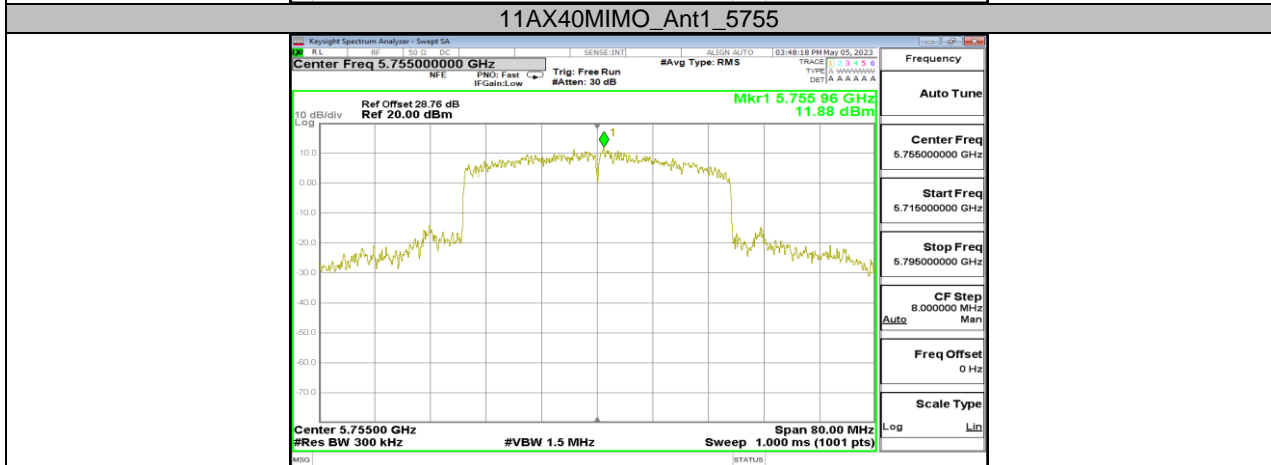
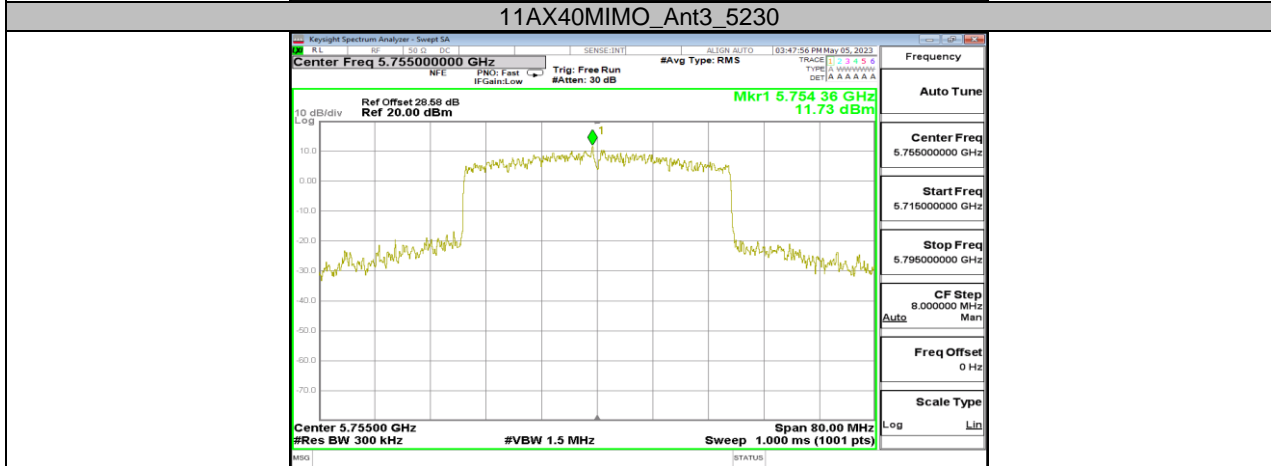
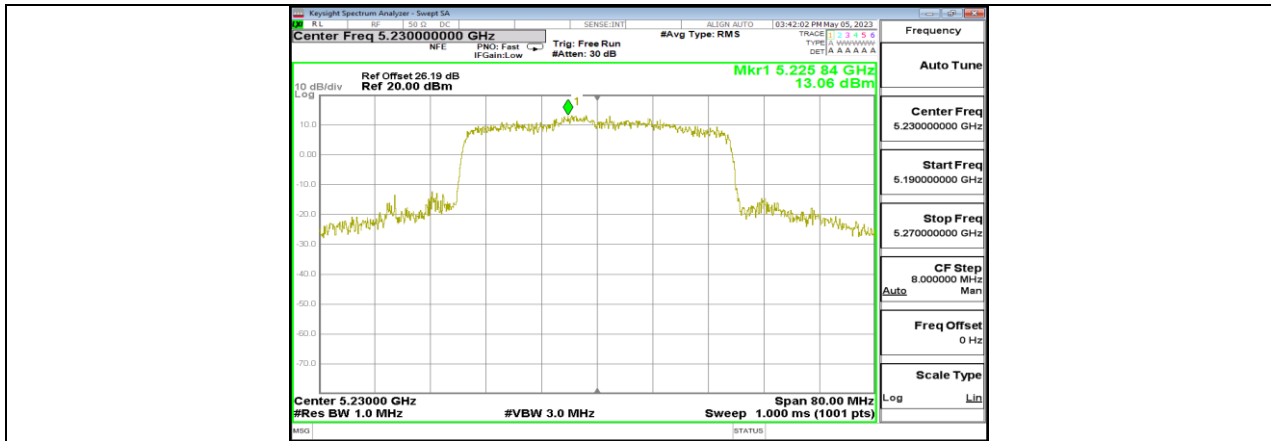
11AX40MIMO\_Ant1\_5190



11AX40MIMO\_Ant3\_5190



11AX40MIMO\_Ant1\_5230



11AX40MIMO\_Ant3\_5755