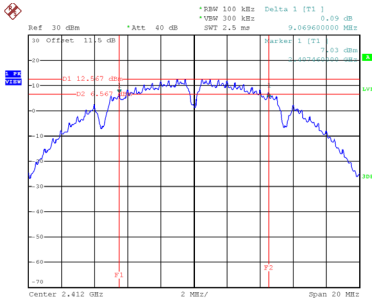


Test Mode TX B Mode

Channel	Frequency (MHz)	6 dB Bandwidth (MHz)	99 % Occupied Bandwidth (MHz)	6 dB Bandwidth Min. Limit (MHz)	Result
01	2412	9.07	13.60	0.50	Complies
06	2437	9.11	13.60	0.50	Complies
11	2462	9.11	13.52	0.50	Complies

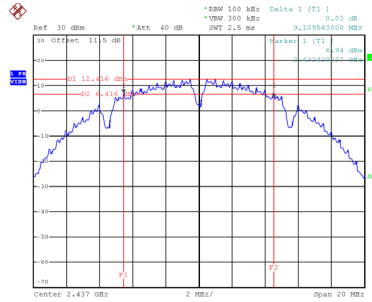
CH01



Date: 4.JUN.2021 09:28:59

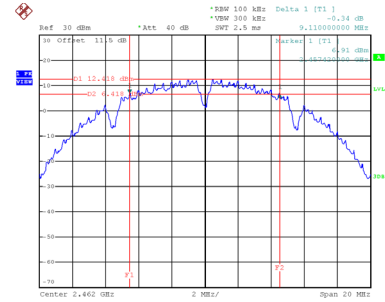
CH06

6 dB Bandwidth



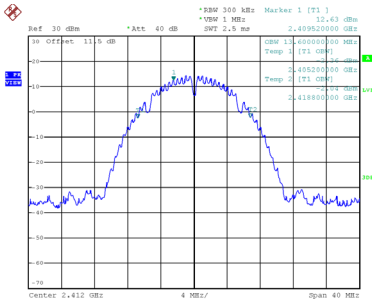
Date: 4.JUN.2021 09:31:27

CH11

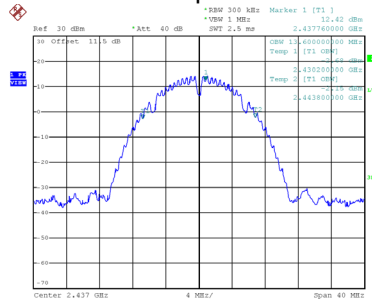


Date: 4.JUN.2021 09:34:21

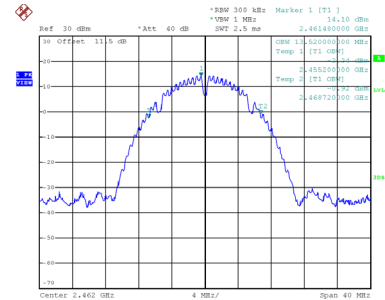
99 % Occupied Bandwidth



Date: 4.JUN.2021 09:29:06



Date: 4.JUN.2021 09:31:34

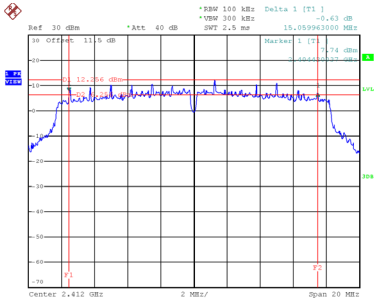


Date: 4.JUN.2021 09:34:27

Test Mode TX G Mode

Channel	Frequency (MHz)	6 dB Bandwidth (MHz)	99 % Occupied Bandwidth (MHz)	6 dB Bandwidth Min. Limit (MHz)	Result
01	2412	15.06	17.04	0.50	Complies
06	2437	15.16	16.96	0.50	Complies
11	2462	13.92	17.36	0.50	Complies

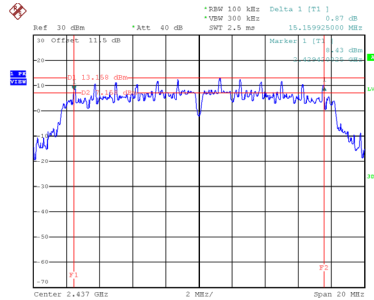
CH01



Date: 4.JUN.2021 09:45:50

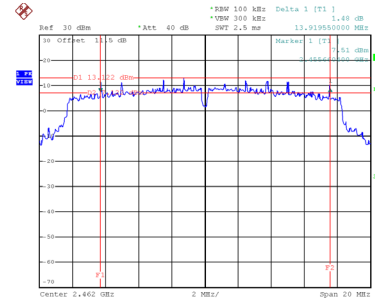
CH06

6 dB Bandwidth



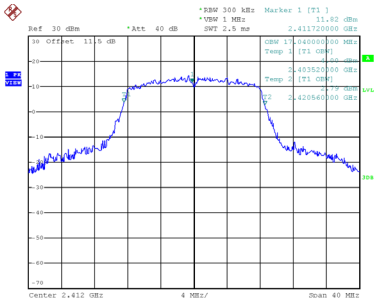
Date: 4.JUN.2021 10:29:22

CH11

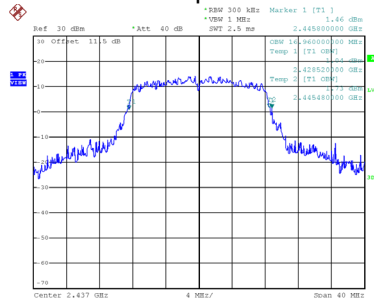


Date: 4.JUN.2021 10:31:58

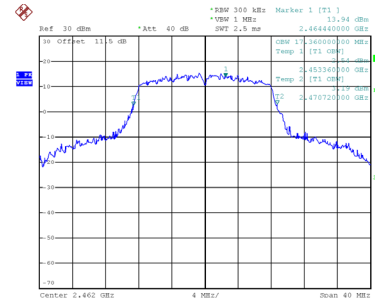
99 % Occupied Bandwidth



Date: 4.JUN.2021 09:45:57



Date: 4.JUN.2021 10:29:48

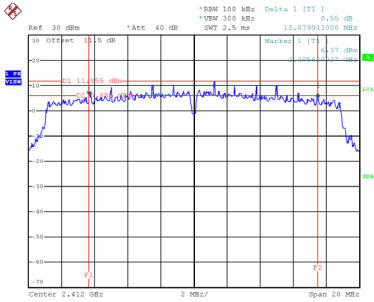


Date: 4.JUN.2021 10:32:05

Test Mode TX N(HT20) Mode

Channel	Frequency (MHz)	6 dB Bandwidth (MHz)	99 % Occupied Bandwidth (MHz)	6 dB Bandwidth Min. Limit (MHz)	Result
01	2412	13.88	17.84	0.50	Complies
06	2437	15.14	17.52	0.50	Complies
11	2462	15.10	18.16	0.50	Complies

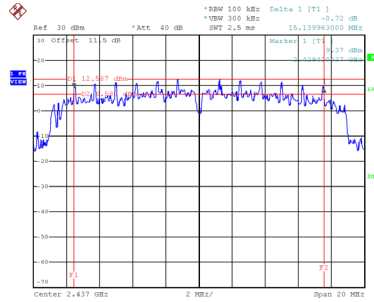
CH01



Date: 4.JUN.2021 11:15:59

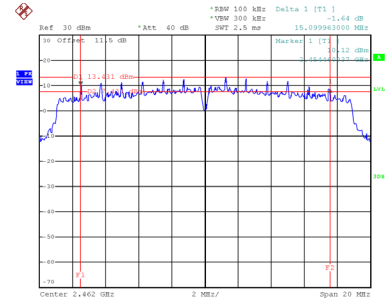
CH06

6 dB Bandwidth



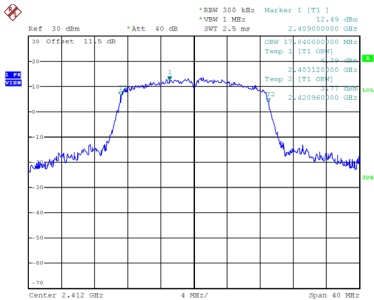
Date: 4.JUN.2021 10:35:53

CH11

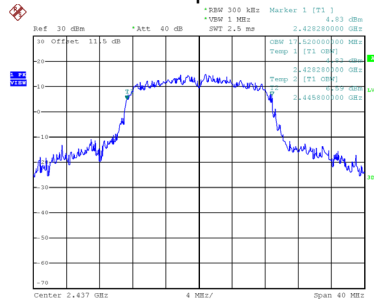


Date: 4.JUN.2021 10:38:24

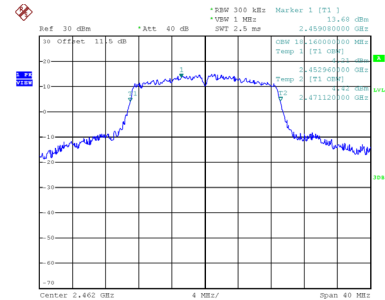
99 % Occupied Bandwidth



Date: 4.JUN.2021 11:16:06



Date: 4.JUN.2021 10:36:19

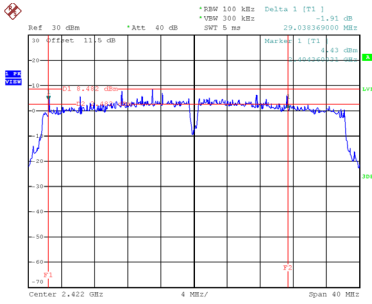


Date: 4.JUN.2021 10:38:31

Test Mode	TX N(HT40) Mode
-----------	-----------------

Channel	Frequency (MHz)	6 dB Bandwidth (MHz)	99 % Occupied Bandwidth (MHz)	6 dB Bandwidth Min. Limit (MHz)	Result
03	2422	29.04	36.48	0.50	Complies
06	2437	32.72	36.96	0.50	Complies
09	2452	29.84	36.80	0.50	Complies

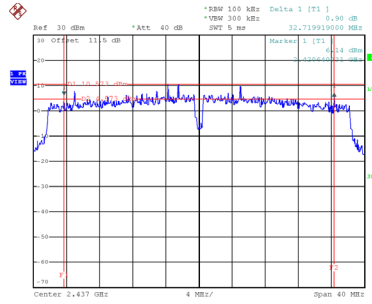
CH03



Date: 4.JUN.2021 11:18:37

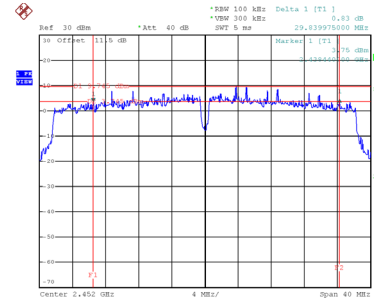
CH06

6 dB Bandwidth



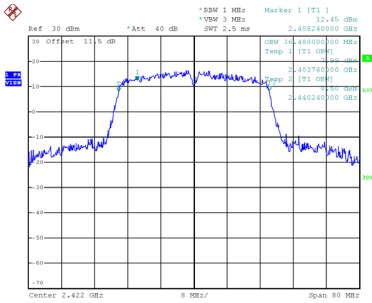
Date: 4.JUN.2021 10:48:25

CH09

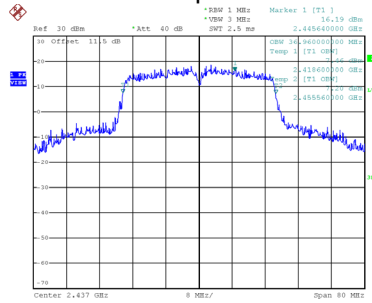


Date: 4.JUN.2021 11:05:39

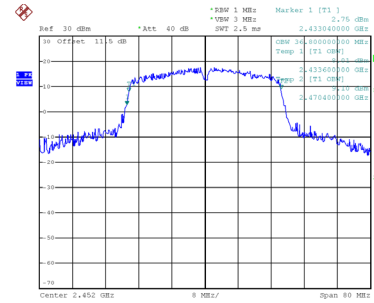
99 % Occupied Bandwidth



Date: 4.JUN.2021 11:18:54



Date: 4.JUN.2021 10:48:52

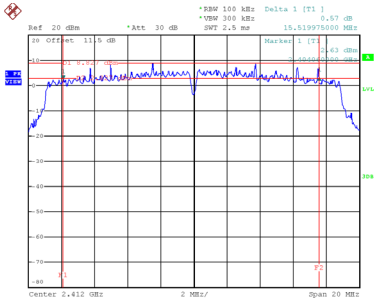


Date: 4.JUN.2021 11:05:55

Test Mode TX vht20 Mode

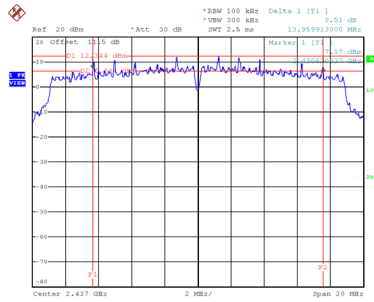
Channel	Frequency (MHz)	6 dB Bandwidth (MHz)	99 % Occupied Bandwidth (MHz)	6 dB Bandwidth Min. Limit (MHz)	Result
01	2412	15.52	17.84	0.50	Complies
06	2437	13.96	18.40	0.50	Complies
11	2462	15.10	18.32	0.50	Complies

CH01



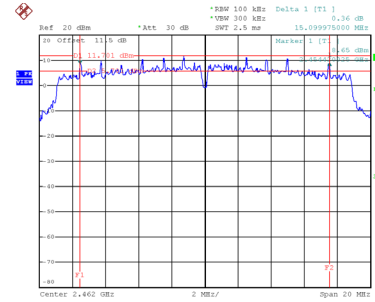
Date: 9.JUL.2021 09:26:46

CH06
6 dB Bandwidth



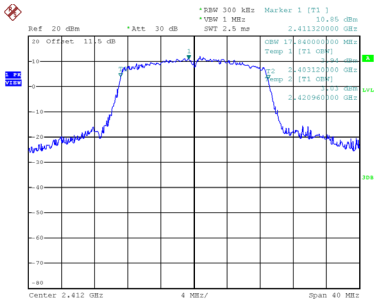
Date: 9.JUL.2021 09:22:46

CH11

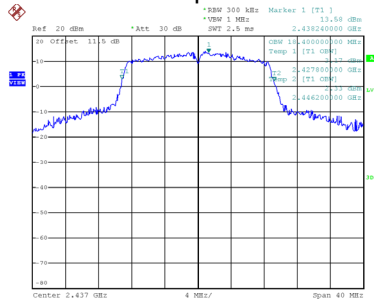


Date: 9.JUL.2021 09:24:10

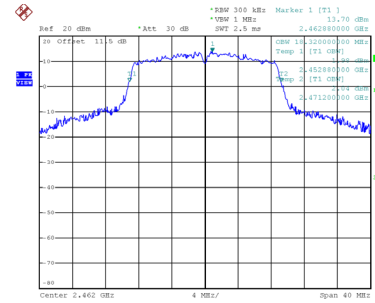
99 % Occupied Bandwidth



Date: 9.JUL.2021 09:26:53



Date: 9.JUL.2021 09:22:53

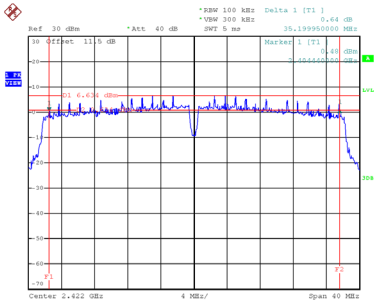


Date: 9.JUL.2021 09:24:16

Test Mode	TX vht40 Mode
-----------	---------------

Channel	Frequency (MHz)	6 dB Bandwidth (MHz)	99 % Occupied Bandwidth (MHz)	6 dB Bandwidth Min. Limit (MHz)	Result
03	2422	35.20	36.48	0.50	Complies
06	2437	33.88	37.60	0.50	Complies
09	2452	35.12	40.00	0.50	Complies

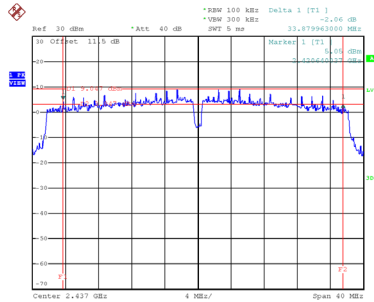
CH03



Date: 9.JUL.2021 09:35:20

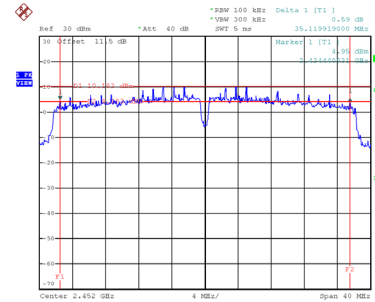
CH06

6 dB Bandwidth



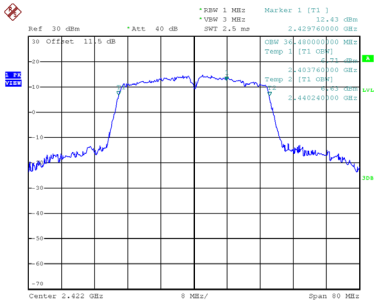
Date: 9.JUL.2021 09:36:50

CH09

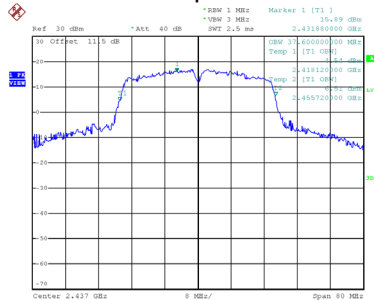


Date: 9.JUL.2021 09:38:04

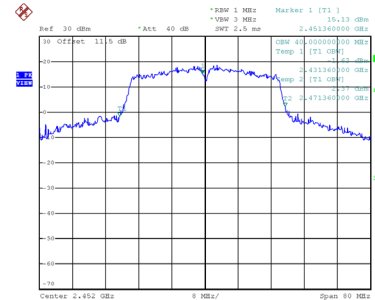
99 % Occupied Bandwidth



Date: 9.JUL.2021 09:35:27



Date: 9.JUL.2021 09:36:56



Date: 9.JUL.2021 09:38:10

APPENDIX F - MAXIMUM AVERAGE OUTPUT POWER

Non Beamforming

Test Mode	TX B Mode_Ant. 1
-----------	------------------

Channel	Frequency (MHz)	Average Output Power (dBm)	Duty Factor	Average Output Power + Duty Factor (dBm)	Max. Limit (dBm)	Max. Limit (W)	Result
01	2412	21.37	0.15	21.52	30.00	1.0000	Complies
06	2437	21.86	0.15	22.01	30.00	1.0000	Complies
11	2462	20.85	0.15	21.00	30.00	1.0000	Complies

Test Mode	TX B Mode_Ant. 2
-----------	------------------

Channel	Frequency (MHz)	Average Output Power (dBm)	Duty Factor	Average Output Power + Duty Factor (dBm)	Max. Limit (dBm)	Max. Limit (W)	Result
01	2412	20.98	0.15	21.13	30.00	1.0000	Complies
06	2437	21.58	0.15	21.73	30.00	1.0000	Complies
11	2462	20.52	0.15	20.67	30.00	1.0000	Complies

Test Mode	TX B Mode_Ant. 3
-----------	------------------

Channel	Frequency (MHz)	Average Output Power (dBm)	Duty Factor	Average Output Power + Duty Factor (dBm)	Max. Limit (dBm)	Max. Limit (W)	Result
01	2412	21.26	0.15	21.41	30.00	1.0000	Complies
06	2437	21.74	0.15	21.89	30.00	1.0000	Complies
11	2462	20.79	0.15	20.94	30.00	1.0000	Complies

Test Mode	TX B Mode_Total
-----------	-----------------

Channel	Frequency (MHz)	Average Output Power (dBm)	Max. Limit (dBm)	Max. Limit (W)	Result
01	2412	26.12	29.25	0.8414	Complies
06	2437	26.64	29.25	0.8414	Complies
11	2462	25.64	29.25	0.8414	Complies

Test Mode	TX G Mode_Ant. 1
-----------	------------------

Channel	Frequency (MHz)	Average Output Power (dBm)	Duty Factor	Average Output Power + Duty Factor (dBm)	Max. Limit (dBm)	Max. Limit (W)	Result
01	2412	16.36	0.87	17.23	30.00	1.0000	Complies
06	2437	21.85	0.87	22.72	30.00	1.0000	Complies
11	2462	15.61	0.87	16.48	30.00	1.0000	Complies

Test Mode	TX G Mode_Ant. 2
-----------	------------------

Channel	Frequency (MHz)	Average Output Power (dBm)	Duty Factor	Average Output Power + Duty Factor (dBm)	Max. Limit (dBm)	Max. Limit (W)	Result
01	2412	16.13	0.87	17.00	30.00	1.0000	Complies
06	2437	21.52	0.87	22.39	30.00	1.0000	Complies
11	2462	15.16	0.87	16.03	30.00	1.0000	Complies

Test Mode	TX G Mode_Ant. 3
-----------	------------------

Channel	Frequency (MHz)	Average Output Power (dBm)	Duty Factor	Average Output Power + Duty Factor (dBm)	Max. Limit (dBm)	Max. Limit (W)	Result
01	2412	16.42	0.87	17.29	30.00	1.0000	Complies
06	2437	21.71	0.87	22.58	30.00	1.0000	Complies
11	2462	15.26	0.87	16.13	30.00	1.0000	Complies

Test Mode	TX G Mode_Total
-----------	-----------------

Channel	Frequency (MHz)	Average Output Power (dBm)	Max. Limit (dBm)	Max. Limit (W)	Result
01	2412	21.95	29.25	0.8414	Complies
06	2437	27.34	29.25	0.8414	Complies
11	2462	20.99	29.25	0.8414	Complies

Test Mode	TX N(HT20) Mode_Ant. 1
-----------	------------------------

Channel	Frequency (MHz)	Average Output Power (dBm)	Duty Factor	Average Output Power + Duty Factor (dBm)	Max. Limit (dBm)	Max. Limit (W)	Result
01	2412	16.96	0.91	17.87	30.00	1.0000	Complies
06	2437	21.78	0.91	22.69	30.00	1.0000	Complies
11	2462	15.08	0.91	15.99	30.00	1.0000	Complies

Test Mode	TX N(HT20) Mode_Ant. 2
-----------	------------------------

Channel	Frequency (MHz)	Average Output Power (dBm)	Duty Factor	Average Output Power + Duty Factor (dBm)	Max. Limit (dBm)	Max. Limit (W)	Result
01	2412	16.79	0.91	17.70	30.00	1.0000	Complies
06	2437	21.58	0.91	22.49	30.00	1.0000	Complies
11	2462	14.91	0.91	15.82	30.00	1.0000	Complies

Test Mode	TX N(HT20) Mode_Ant. 3
-----------	------------------------

Channel	Frequency (MHz)	Average Output Power (dBm)	Duty Factor	Average Output Power + Duty Factor (dBm)	Max. Limit (dBm)	Max. Limit (W)	Result
01	2412	16.84	0.91	17.75	30.00	1.0000	Complies
06	2437	21.65	0.91	22.56	30.00	1.0000	Complies
11	2462	14.69	0.91	15.60	30.00	1.0000	Complies

Test Mode	TX N(HT20) Mode_Total
-----------	-----------------------

Channel	Frequency (MHz)	Average Output Power (dBm)	Max. Limit (dBm)	Max. Limit (W)	Result
01	2412	22.55	29.25	0.8414	Complies
06	2437	27.35	29.25	0.8414	Complies
11	2462	20.58	29.25	0.8414	Complies

Test Mode	TX N(HT40) Mode_Ant. 1
-----------	------------------------

Channel	Frequency (MHz)	Average Output Power (dBm)	Duty Factor	Average Output Power + Duty Factor (dBm)	Max. Limit (dBm)	Max. Limit (W)	Result
03	2422	13.46	0.94	14.40	30.00	1.0000	Complies
06	2437	15.83	0.94	16.77	30.00	1.0000	Complies
09	2452	12.47	0.94	13.41	30.00	1.0000	Complies

Test Mode	TX N(HT40) Mode_Ant. 2
-----------	------------------------

Channel	Frequency (MHz)	Average Output Power (dBm)	Duty Factor	Average Output Power + Duty Factor (dBm)	Max. Limit (dBm)	Max. Limit (W)	Result
03	2422	13.03	0.94	13.97	30.00	1.0000	Complies
06	2437	15.76	0.94	16.70	30.00	1.0000	Complies
09	2452	12.15	0.94	13.09	30.00	1.0000	Complies

Test Mode	TX N(HT40) Mode_Ant. 3
-----------	------------------------

Channel	Frequency (MHz)	Average Output Power (dBm)	Duty Factor	Average Output Power + Duty Factor (dBm)	Max. Limit (dBm)	Max. Limit (W)	Result
03	2422	13.16	0.94	14.10	30.00	1.0000	Complies
06	2437	15.69	0.94	16.63	30.00	1.0000	Complies
09	2452	12.19	0.94	13.13	30.00	1.0000	Complies

Test Mode	TX N(HT40) Mode_Total
-----------	-----------------------

Channel	Frequency (MHz)	Average Output Power (dBm)	Max. Limit (dBm)	Max. Limit (W)	Result
03	2422	18.93	29.25	0.8414	Complies
06	2437	21.47	29.25	0.8414	Complies
09	2452	17.98	29.25	0.8414	Complies

Test Mode	TX vht20 Mode_Ant. 1
-----------	----------------------

Channel	Frequency (MHz)	Average Output Power (dBm)	Duty Factor	Average Output Power + Duty Factor (dBm)	Max. Limit (dBm)	Max. Limit (W)	Result
01	2412	16.57	0.86	17.43	30.00	1.0000	Complies
06	2437	21.86	0.86	22.72	30.00	1.0000	Complies
11	2462	16.02	0.86	16.88	30.00	1.0000	Complies

Test Mode	TX vht20 Mode_Ant. 2
-----------	----------------------

Channel	Frequency (MHz)	Average Output Power (dBm)	Duty Factor	Average Output Power + Duty Factor (dBm)	Max. Limit (dBm)	Max. Limit (W)	Result
01	2412	16.26	0.86	17.12	30.00	1.0000	Complies
06	2437	21.68	0.86	22.54	30.00	1.0000	Complies
11	2462	15.65	0.86	16.51	30.00	1.0000	Complies

Test Mode	TX vht20 Mode_Ant. 3
-----------	----------------------

Channel	Frequency (MHz)	Average Output Power (dBm)	Duty Factor	Average Output Power + Duty Factor (dBm)	Max. Limit (dBm)	Max. Limit (W)	Result
01	2412	16.22	0.86	17.08	30.00	1.0000	Complies
06	2437	21.76	0.86	22.62	30.00	1.0000	Complies
11	2462	15.83	0.86	16.69	30.00	1.0000	Complies

Test Mode	TX vht20 Mode_Total
-----------	---------------------

Channel	Frequency (MHz)	Average Output Power (dBm)	Max. Limit (dBm)	Max. Limit (W)	Result
01	2412	21.99	29.25	0.8414	Complies
06	2437	27.40	29.25	0.8414	Complies
11	2462	21.47	29.25	0.8414	Complies

Test Mode	TX vht40 Mode_Ant. 1
-----------	----------------------

Channel	Frequency (MHz)	Average Output Power (dBm)	Duty Factor	Average Output Power + Duty Factor (dBm)	Max. Limit (dBm)	Max. Limit (W)	Result
03	2422	13.21	1.65	14.86	30.00	1.0000	Complies
06	2437	15.87	1.65	17.52	30.00	1.0000	Complies
09	2452	12.12	1.65	13.77	30.00	1.0000	Complies

Test Mode	TX vht40 Mode_Ant. 2
-----------	----------------------

Channel	Frequency (MHz)	Average Output Power (dBm)	Duty Factor	Average Output Power + Duty Factor (dBm)	Max. Limit (dBm)	Max. Limit (W)	Result
03	2422	12.77	1.65	14.42	30.00	1.0000	Complies
06	2437	15.76	1.65	17.41	30.00	1.0000	Complies
09	2452	11.89	1.65	13.54	30.00	1.0000	Complies

Test Mode	TX vht40 Mode_Ant. 3
-----------	----------------------

Channel	Frequency (MHz)	Average Output Power (dBm)	Duty Factor	Average Output Power + Duty Factor (dBm)	Max. Limit (dBm)	Max. Limit (W)	Result
03	2422	12.80	1.65	14.45	30.00	1.0000	Complies
06	2437	15.71	1.65	17.36	30.00	1.0000	Complies
09	2452	11.86	1.65	13.51	30.00	1.0000	Complies

Test Mode	TX vht40 Mode_Total
-----------	---------------------

Channel	Frequency (MHz)	Average Output Power (dBm)	Max. Limit (dBm)	Max. Limit (W)	Result
03	2422	19.35	29.25	0.8414	Complies
06	2437	22.20	29.25	0.8414	Complies
09	2452	18.38	29.25	0.8414	Complies

Beamforming

Test Mode	TX N(HT20) Mode_Ant. 1
-----------	------------------------

Channel	Frequency (MHz)	Average Output Power (dBm)	Duty Factor	Average Output Power + Duty Factor (dBm)	Max. Limit (dBm)	Max. Limit (W)	Result
01	2412	16.38	0.91	17.29	30.00	1.0000	Complies
06	2437	21.21	0.91	22.12	30.00	1.0000	Complies
11	2462	14.53	0.91	15.44	30.00	1.0000	Complies

Test Mode	TX N(HT20) Mode_Ant. 2
-----------	------------------------

Channel	Frequency (MHz)	Average Output Power (dBm)	Duty Factor	Average Output Power + Duty Factor (dBm)	Max. Limit (dBm)	Max. Limit (W)	Result
01	2412	16.28	0.91	17.19	30.00	1.0000	Complies
06	2437	21.04	0.91	21.95	30.00	1.0000	Complies
11	2462	14.39	0.91	15.30	30.00	1.0000	Complies

Test Mode	TX N(HT20) Mode_Ant. 3
-----------	------------------------

Channel	Frequency (MHz)	Average Output Power (dBm)	Duty Factor	Average Output Power + Duty Factor (dBm)	Max. Limit (dBm)	Max. Limit (W)	Result
01	2412	16.36	0.91	17.27	30.00	1.0000	Complies
06	2437	21.13	0.91	22.04	30.00	1.0000	Complies
11	2462	14.16	0.91	15.07	30.00	1.0000	Complies

Test Mode	TX N(HT20) Mode_Total
-----------	-----------------------

Channel	Frequency (MHz)	Average Output Power (dBm)	Max. Limit (dBm)	Max. Limit (W)	Result
01	2412	22.02	29.30	0.8511	Complies
06	2437	26.81	29.30	0.8511	Complies
11	2462	20.04	29.30	0.8511	Complies

Test Mode	TX N(HT40) Mode_Ant. 1
-----------	------------------------

Channel	Frequency (MHz)	Average Output Power (dBm)	Duty Factor	Average Output Power + Duty Factor (dBm)	Max. Limit (dBm)	Max. Limit (W)	Result
03	2422	12.87	0.94	13.81	30.00	1.0000	Complies
06	2437	14.84	0.94	15.78	30.00	1.0000	Complies
09	2452	11.88	0.94	12.82	30.00	1.0000	Complies

Test Mode	TX N(HT40) Mode_Ant. 2
-----------	------------------------

Channel	Frequency (MHz)	Average Output Power (dBm)	Duty Factor	Average Output Power + Duty Factor (dBm)	Max. Limit (dBm)	Max. Limit (W)	Result
03	2422	12.53	0.94	13.47	30.00	1.0000	Complies
06	2437	14.59	0.94	15.53	30.00	1.0000	Complies
09	2452	11.64	0.94	12.58	30.00	1.0000	Complies

Test Mode	TX N(HT40) Mode_Ant. 3
-----------	------------------------

Channel	Frequency (MHz)	Average Output Power (dBm)	Duty Factor	Average Output Power + Duty Factor (dBm)	Max. Limit (dBm)	Max. Limit (W)	Result
03	2422	12.58	0.94	13.52	30.00	1.0000	Complies
06	2437	14.43	0.94	15.37	30.00	1.0000	Complies
09	2452	11.52	0.94	12.46	30.00	1.0000	Complies

Test Mode	TX N(HT40) Mode_Total
-----------	-----------------------

Channel	Frequency (MHz)	Average Output Power (dBm)	Max. Limit (dBm)	Max. Limit (W)	Result
03	2422	18.37	29.30	0.8511	Complies
06	2437	20.33	29.30	0.8511	Complies
09	2452	17.39	29.30	0.8511	Complies

Test Mode	TX vht20 Mode_Ant. 1
-----------	----------------------

Channel	Frequency (MHz)	Average Output Power (dBm)	Duty Factor	Average Output Power + Duty Factor (dBm)	Max. Limit (dBm)	Max. Limit (W)	Result
01	2412	15.97	0.86	16.83	30.00	1.0000	Complies
06	2437	21.21	0.86	22.07	30.00	1.0000	Complies
11	2462	15.43	0.86	16.29	30.00	1.0000	Complies

Test Mode	TX vht20 Mode_Ant. 2
-----------	----------------------

Channel	Frequency (MHz)	Average Output Power (dBm)	Duty Factor	Average Output Power + Duty Factor (dBm)	Max. Limit (dBm)	Max. Limit (W)	Result
01	2412	15.73	0.86	16.59	30.00	1.0000	Complies
06	2437	21.16	0.86	22.02	30.00	1.0000	Complies
11	2462	15.16	0.86	16.02	30.00	1.0000	Complies

Test Mode	TX vht20 Mode_Ant. 3
-----------	----------------------

Channel	Frequency (MHz)	Average Output Power (dBm)	Duty Factor	Average Output Power + Duty Factor (dBm)	Max. Limit (dBm)	Max. Limit (W)	Result
01	2412	15.59	0.86	16.45	30.00	1.0000	Complies
06	2437	21.15	0.86	22.01	30.00	1.0000	Complies
11	2462	15.22	0.86	16.08	30.00	1.0000	Complies

Test Mode	TX vht20 Mode_Total
-----------	---------------------

Channel	Frequency (MHz)	Average Output Power (dBm)	Max. Limit (dBm)	Max. Limit (W)	Result
01	2412	21.40	29.30	0.8511	Complies
06	2437	26.81	29.30	0.8511	Complies
11	2462	20.91	29.30	0.8511	Complies

Test Mode	TX vht40 Mode_Ant. 1
-----------	----------------------

Channel	Frequency (MHz)	Average Output Power (dBm)	Duty Factor	Average Output Power + Duty Factor (dBm)	Max. Limit (dBm)	Max. Limit (W)	Result
03	2422	12.63	1.65	14.28	30.00	1.0000	Complies
06	2437	14.90	1.65	16.55	30.00	1.0000	Complies
09	2452	11.54	1.65	13.19	30.00	1.0000	Complies

Test Mode	TX vht40 Mode_Ant. 2
-----------	----------------------

Channel	Frequency (MHz)	Average Output Power (dBm)	Duty Factor	Average Output Power + Duty Factor (dBm)	Max. Limit (dBm)	Max. Limit (W)	Result
03	2422	12.25	1.65	13.90	30.00	1.0000	Complies
06	2437	14.78	1.65	16.43	30.00	1.0000	Complies
09	2452	11.37	1.65	13.02	30.00	1.0000	Complies

Test Mode	TX vht40 Mode_Ant. 3
-----------	----------------------

Channel	Frequency (MHz)	Average Output Power (dBm)	Duty Factor	Average Output Power + Duty Factor (dBm)	Max. Limit (dBm)	Max. Limit (W)	Result
03	2422	12.18	1.65	13.83	30.00	1.0000	Complies
06	2437	14.54	1.65	16.19	30.00	1.0000	Complies
09	2452	11.24	1.65	12.89	30.00	1.0000	Complies

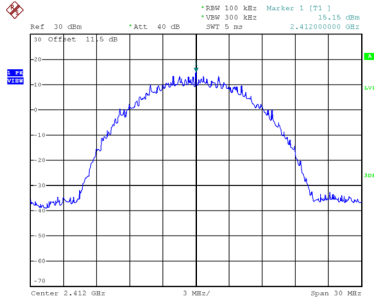
Test Mode	TX vht40 Mode_Total
-----------	---------------------

Channel	Frequency (MHz)	Average Output Power (dBm)	Max. Limit (dBm)	Max. Limit (W)	Result
03	2422	18.78	29.30	0.8511	Complies
06	2437	21.16	29.30	0.8511	Complies
09	2452	17.81	29.30	0.8511	Complies

APPENDIX G - CONDUCTED SPURIOUS EMISSIONS

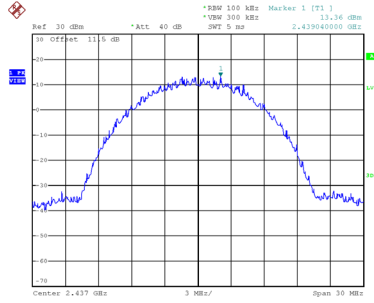
Test Mode TX B Mode_Ant. 1

Reference Level-CH01



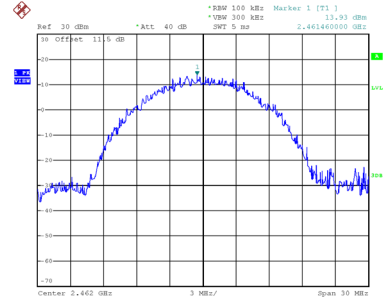
Date: 7.JUN.2021 09:12:07

Reference Level-CH06



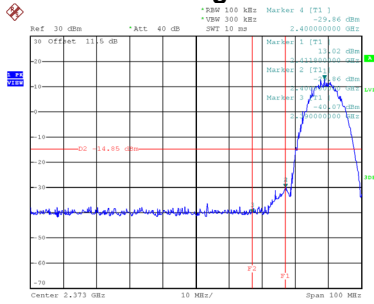
Date: 7.JUN.2021 09:13:41

Reference Level-CH11



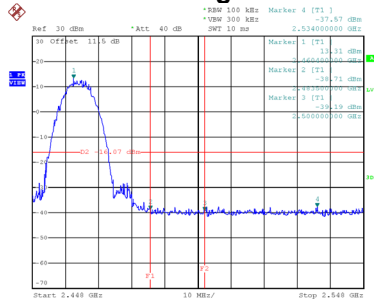
Date: 7.JUN.2021 09:14:28

Bandedge-CH01



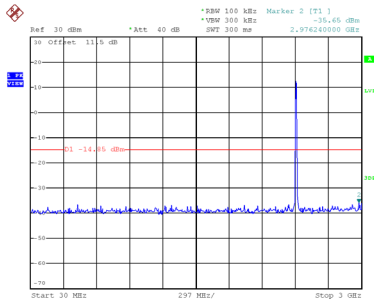
Date: 7.JUN.2021 09:48:24

Bandedge-CH11

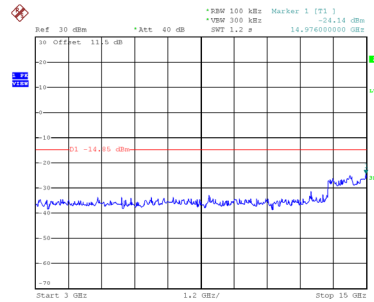


Date: 7.JUN.2021 10:01:08

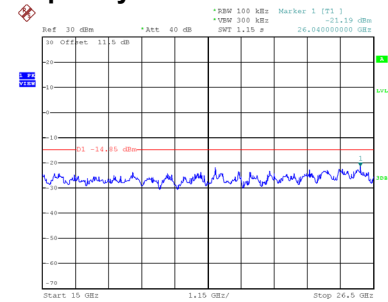
CH01 – 10th Harmonic of the fundamental frequency



Date: 7.JUN.2021 18:40:22

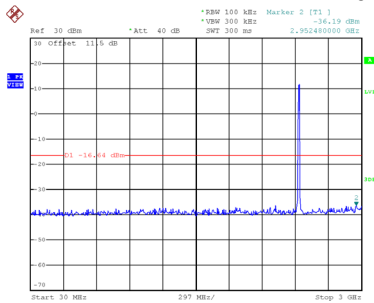


Date: 7.JUN.2021 18:40:30

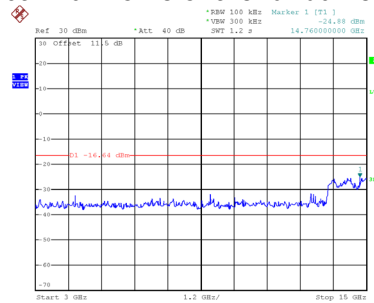


Date: 7.JUN.2021 18:40:37

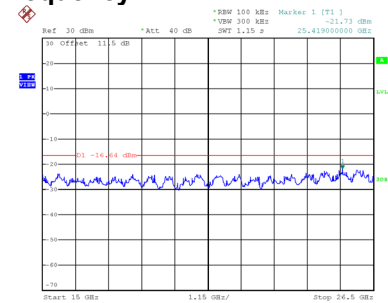
CH06 – 10th Harmonic of the fundamental frequency



Date: 7.JUN.2021 18:41:00

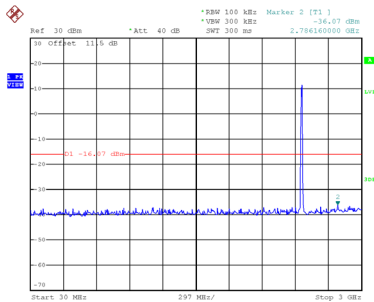


Date: 7.JUN.2021 18:41:08

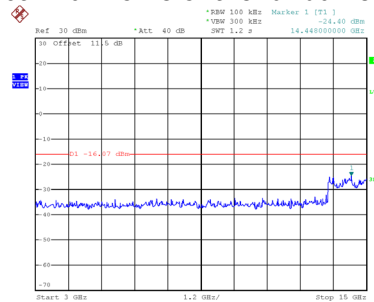


Date: 7.JUN.2021 18:41:15

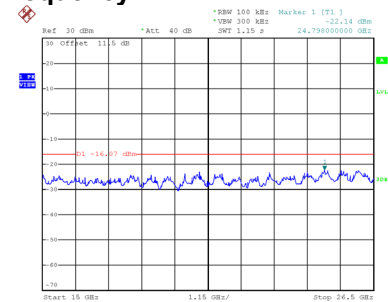
CH11 – 10th Harmonic of the fundamental frequency



Date: 7.JUN.2021 18:41:35



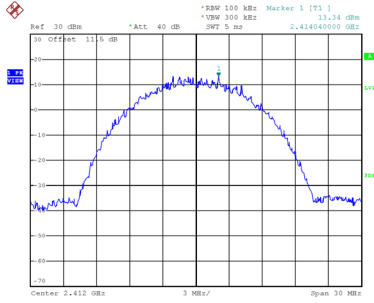
Date: 7.JUN.2021 18:41:42



Date: 7.JUN.2021 18:41:50

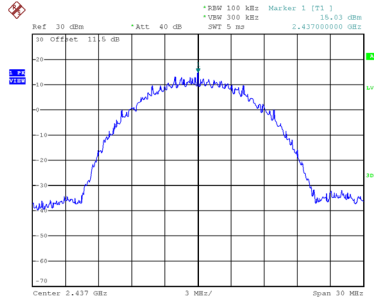
Test Mode TX B Mode_Ant. 2

Reference Level-CH01



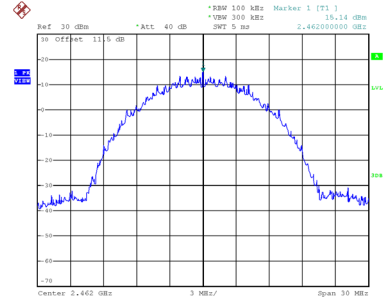
Date: 7.JUN.2021 09:33:10

Reference Level-CH06



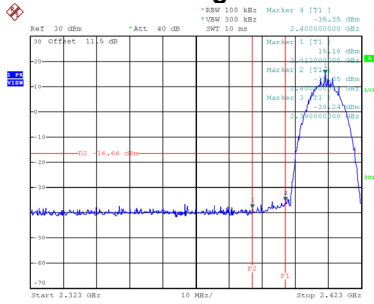
Date: 7.JUN.2021 09:33:48

Reference Level-CH11



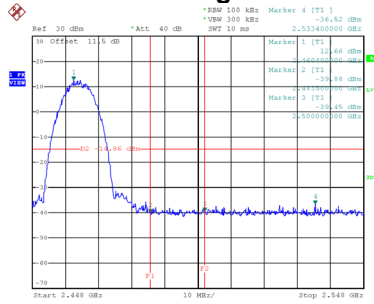
Date: 7.JUN.2021 09:34:20

Bandedge-CH01



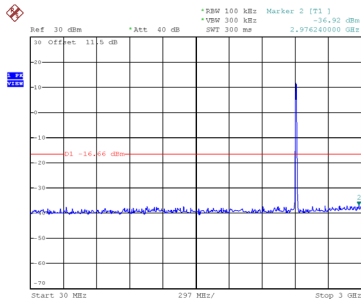
Date: 7.JUN.2021 10:28:45

Bandedge-CH11

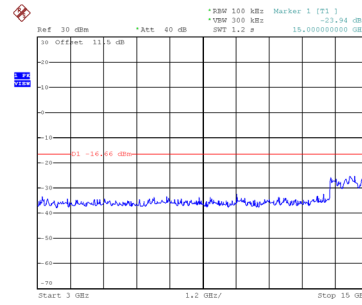


Date: 7.JUN.2021 10:31:21

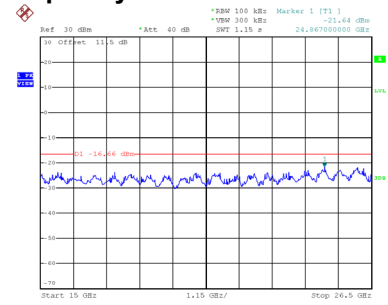
CH01 – 10th Harmonic of the fundamental frequency



Date: 7.JUN.2021 17:42:50

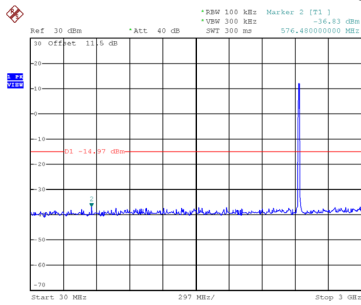


Date: 7.JUN.2021 17:42:58

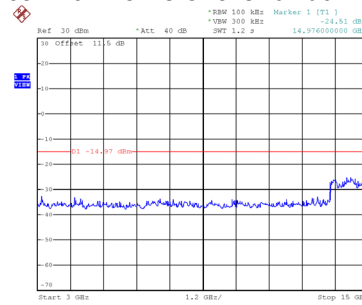


Date: 7.JUN.2021 17:43:05

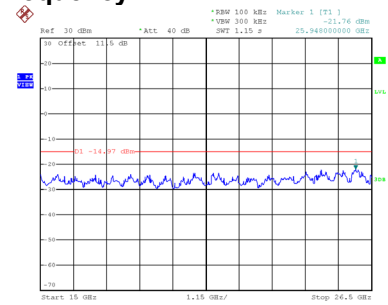
CH06 – 10th Harmonic of the fundamental frequency



Date: 7.JUN.2021 17:43:26

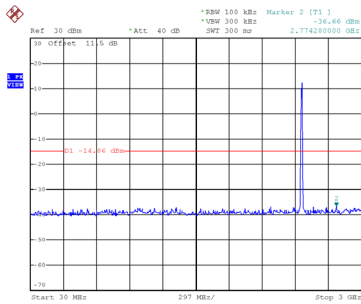


Date: 7.JUN.2021 17:43:34

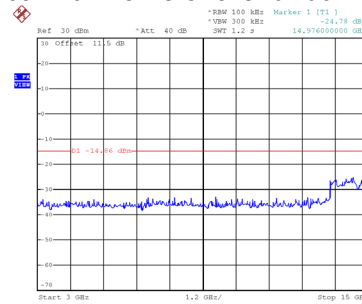


Date: 7.JUN.2021 17:43:41

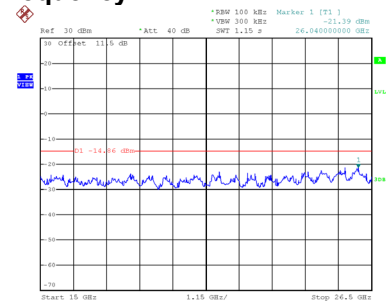
CH11 – 10th Harmonic of the fundamental frequency



Date: 7.JUN.2021 17:44:00



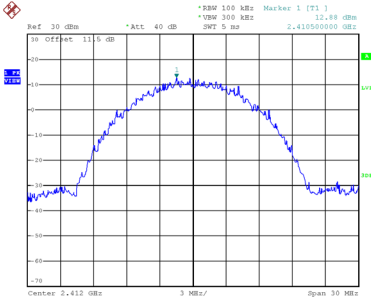
Date: 7.JUN.2021 17:44:08



Date: 7.JUN.2021 17:44:15

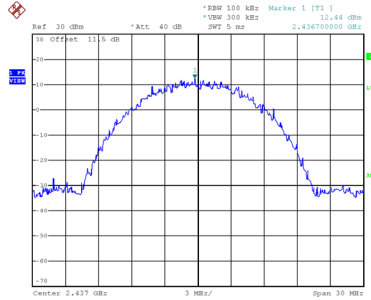
Test Mode TX B Mode_Ant. 3

Reference Level-CH01



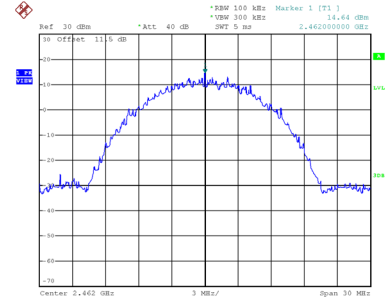
Date: 7.JUN.2021 09:35:11

Reference Level-CH06



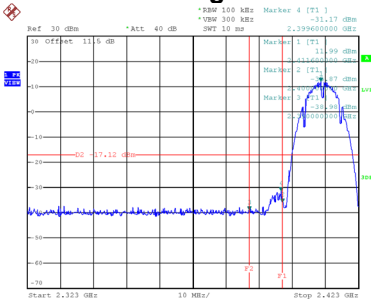
Date: 7.JUN.2021 09:35:41

Reference Level-CH11



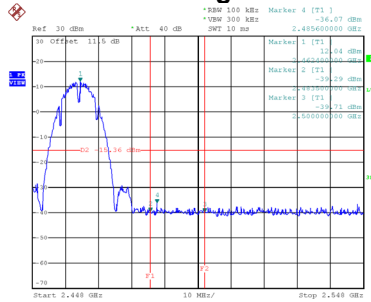
Date: 7.JUN.2021 09:36:17

Bandedge-CH01



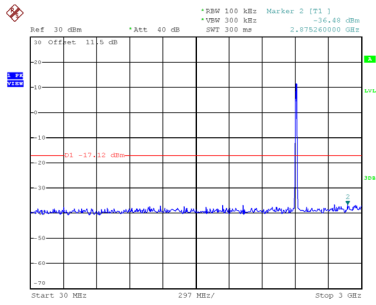
Date: 7.JUN.2021 16:50:44

Bandedge-CH11

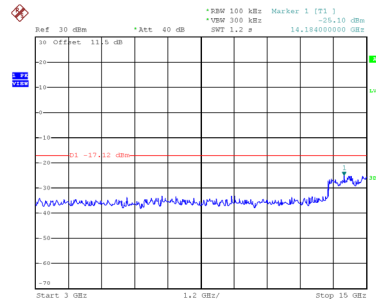


Date: 7.JUN.2021 16:56:48

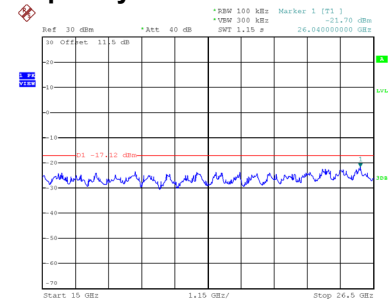
CH01 – 10th Harmonic of the fundamental frequency



Date: 7.JUN.2021 17:15:40

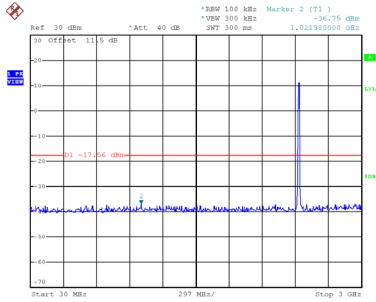


Date: 7.JUN.2021 17:15:47

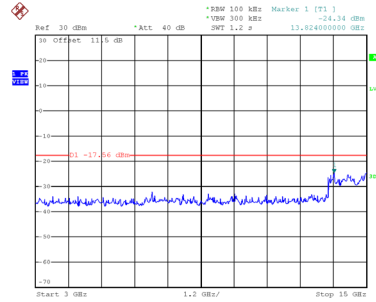


Date: 7.JUN.2021 17:15:55

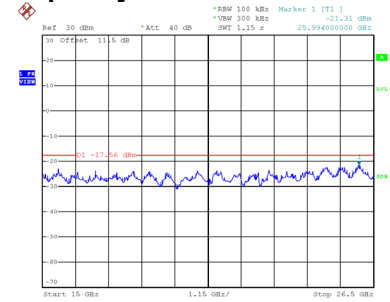
CH06 – 10th Harmonic of the fundamental frequency



Date: 7.JUN.2021 17:16:16

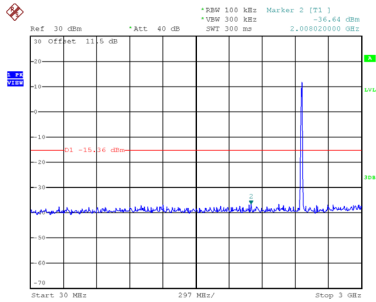


Date: 7.JUN.2021 17:16:24

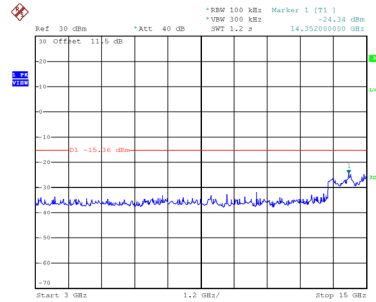


Date: 7.JUN.2021 17:16:31

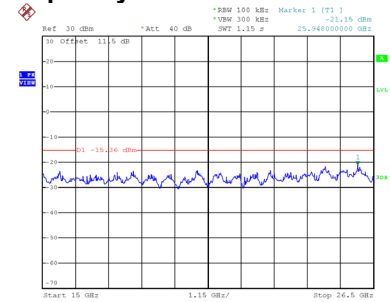
CH11 – 10th Harmonic of the fundamental frequency



Date: 7.JUN.2021 17:16:54



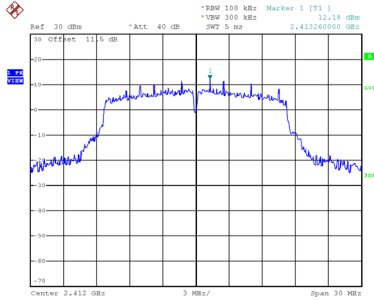
Date: 7.JUN.2021 17:17:02



Date: 7.JUN.2021 17:17:09

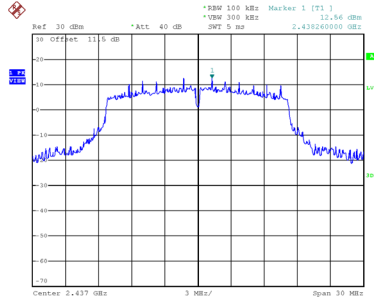
Test Mode TX G Mode_Ant. 1

Reference Level-CH01



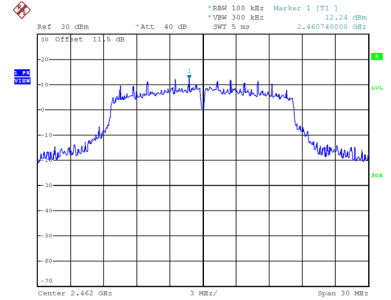
Date: 7.JUN.2021 09:15:32

Reference Level-CH06



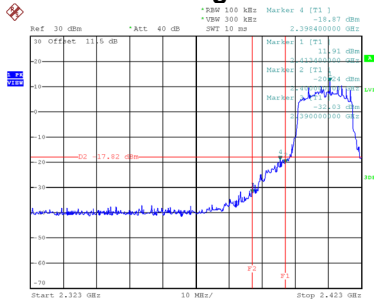
Date: 7.JUN.2021 09:16:45

Reference Level-CH11



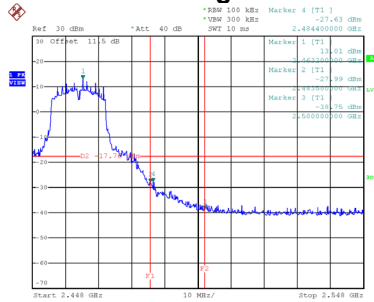
Date: 7.JUN.2021 09:17:25

Bandedge-CH01



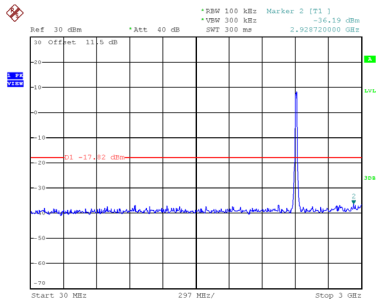
Date: 7.JUN.2021 10:40:31

Bandedge-CH11

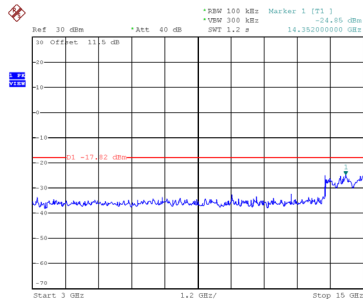


Date: 7.JUN.2021 10:05:55

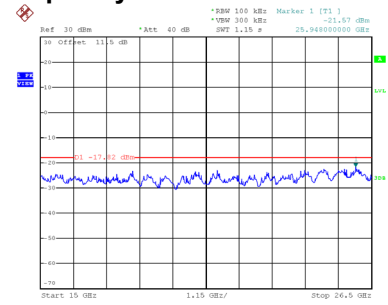
CH01 – 10th Harmonic of the fundamental frequency



Date: 7.JUN.2021 18:50:29

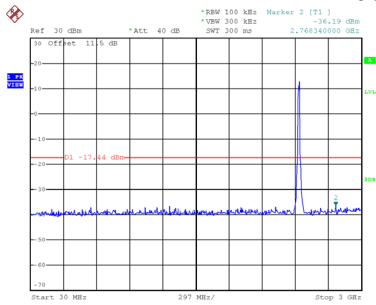


Date: 7.JUN.2021 18:50:36

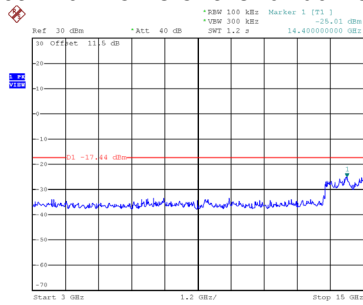


Date: 7.JUN.2021 18:50:44

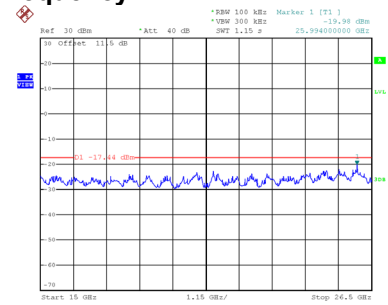
CH06 – 10th Harmonic of the fundamental frequency



Date: 7.JUN.2021 18:45:15

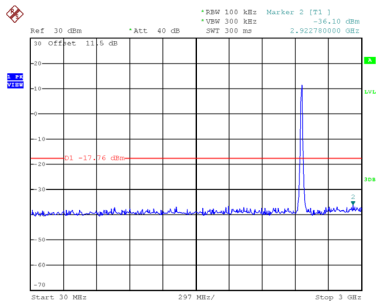


Date: 7.JUN.2021 18:45:23

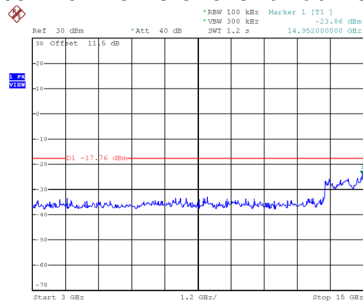


Date: 7.JUN.2021 18:45:30

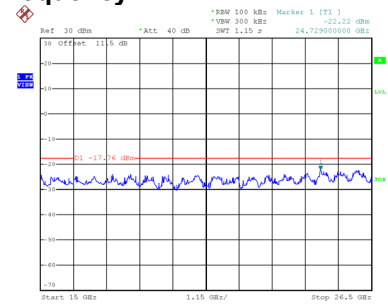
CH11 – 10th Harmonic of the fundamental frequency



Date: 7.JUN.2021 18:45:50



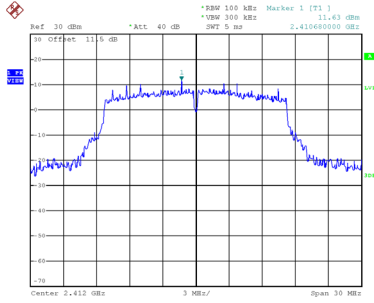
Date: 7.JUN.2021 18:45:58



Date: 7.JUN.2021 18:46:05

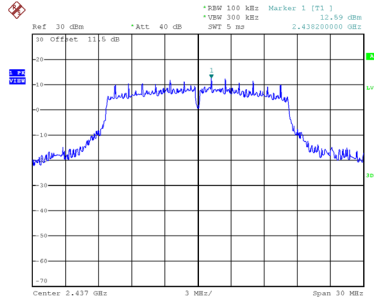
Test Mode TX G Mode_Ant. 2

Reference Level-CH01



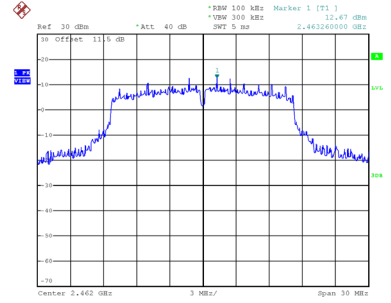
Date: 7.JUN.2021 09:31:20

Reference Level-CH06



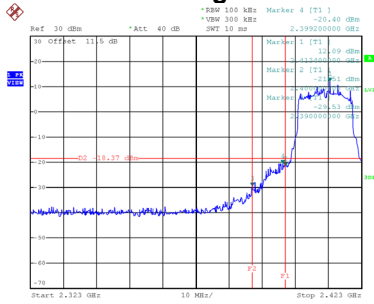
Date: 7.JUN.2021 09:32:07

Reference Level-CH11



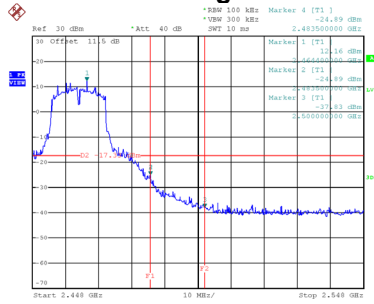
Date: 7.JUN.2021 09:32:36

Bandedge-CH01



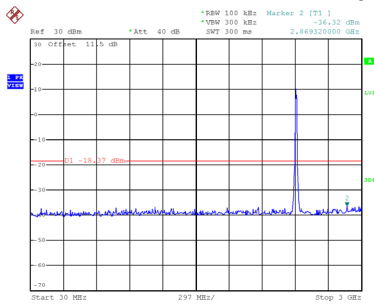
Date: 7.JUN.2021 10:33:52

Bandedge-CH11

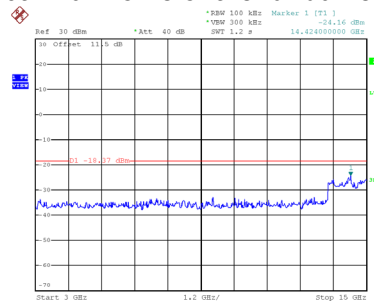


Date: 7.JUN.2021 10:36:44

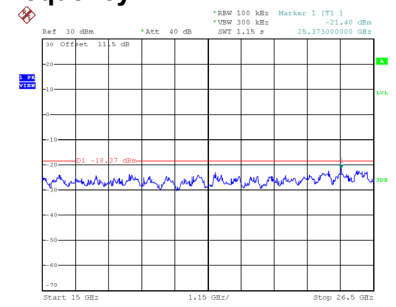
CH01 – 10th Harmonic of the fundamental frequency



Date: 7.JUN.2021 17:45:16

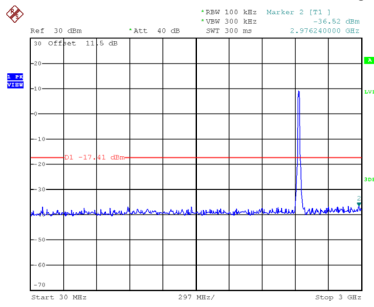


Date: 7.JUN.2021 17:45:23

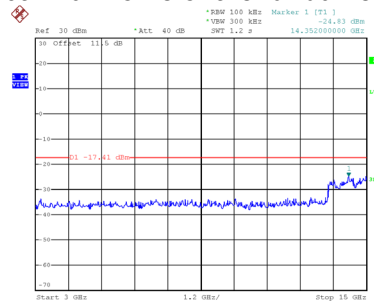


Date: 7.JUN.2021 17:45:31

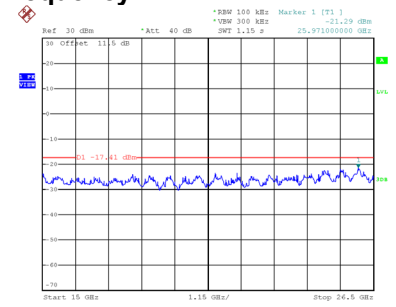
CH06 – 10th Harmonic of the fundamental frequency



Date: 7.JUN.2021 17:45:54

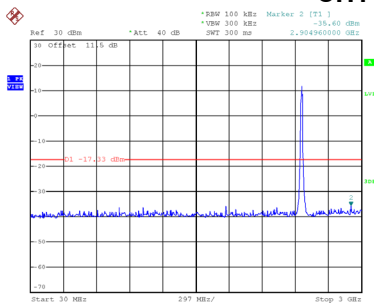


Date: 7.JUN.2021 17:46:01

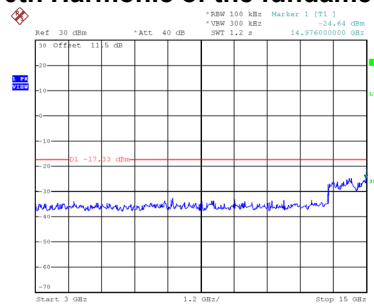


Date: 7.JUN.2021 17:46:09

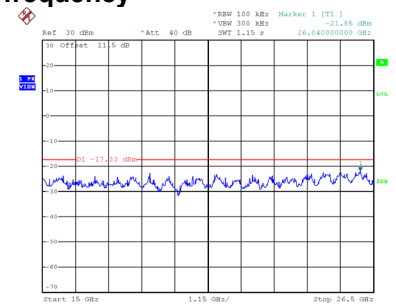
CH11 – 10th Harmonic of the fundamental frequency



Date: 7.JUN.2021 17:46:30



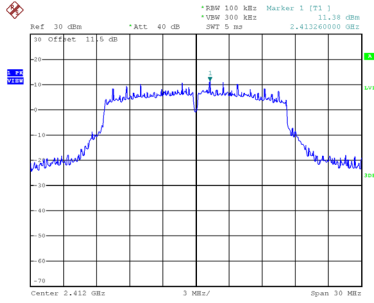
Date: 7.JUN.2021 17:46:38



Date: 7.JUN.2021 17:46:45

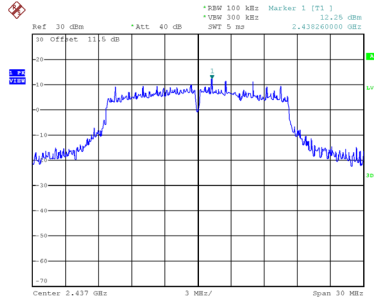
Test Mode TX G Mode_Ant. 3

Reference Level-CH01



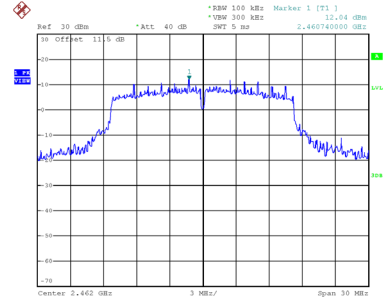
Date: 7.JUN.2021 09:37:01

Reference Level-CH06



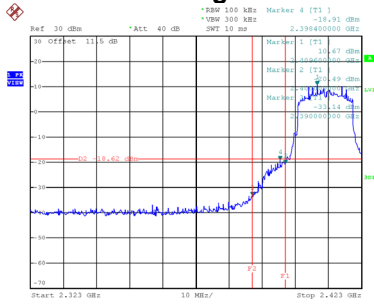
Date: 7.JUN.2021 09:37:33

Reference Level-CH11



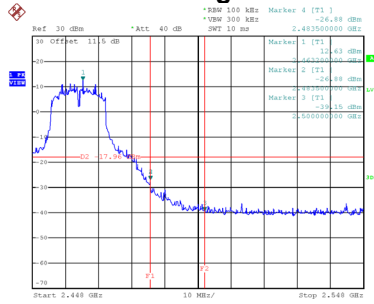
Date: 7.JUN.2021 09:38:05

Bandedge-CH01



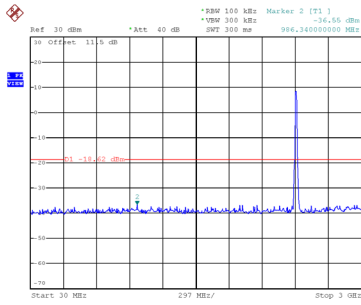
Date: 7.JUN.2021 16:58:38

Bandedge-CH11

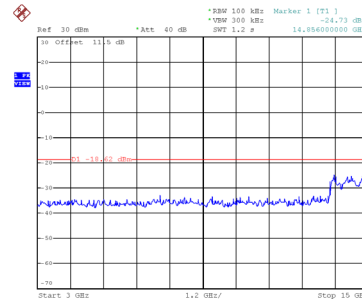


Date: 7.JUN.2021 17:00:50

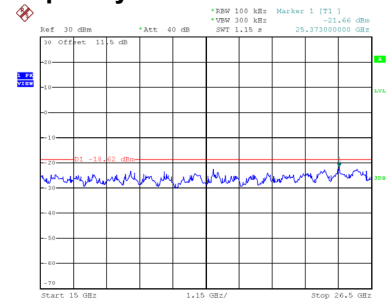
CH01 – 10th Harmonic of the fundamental frequency



Date: 7.JUN.2021 17:18:02

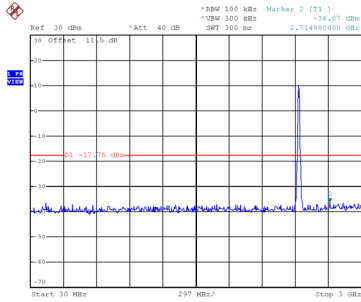


Date: 7.JUN.2021 17:18:10

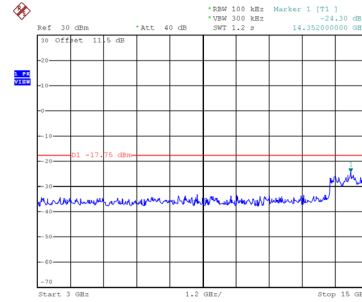


Date: 7.JUN.2021 17:18:17

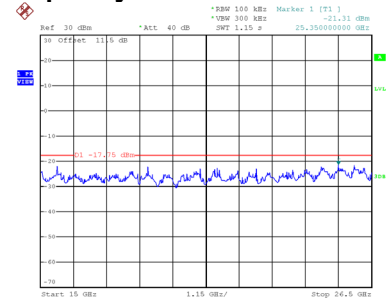
CH06 – 10th Harmonic of the fundamental frequency



Date: 7.JUN.2021 17:18:42

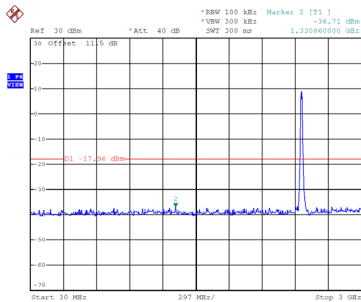


Date: 7.JUN.2021 17:18:49

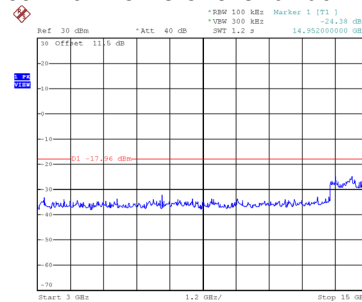


Date: 7.JUN.2021 17:18:57

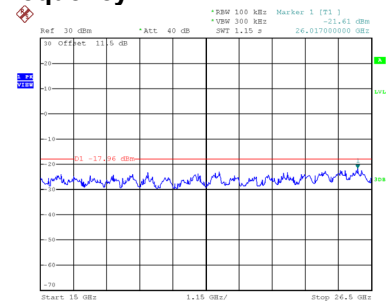
CH11 – 10th Harmonic of the fundamental frequency



Date: 7.JUN.2021 17:19:31



Date: 7.JUN.2021 17:19:39



Date: 7.JUN.2021 17:19:46