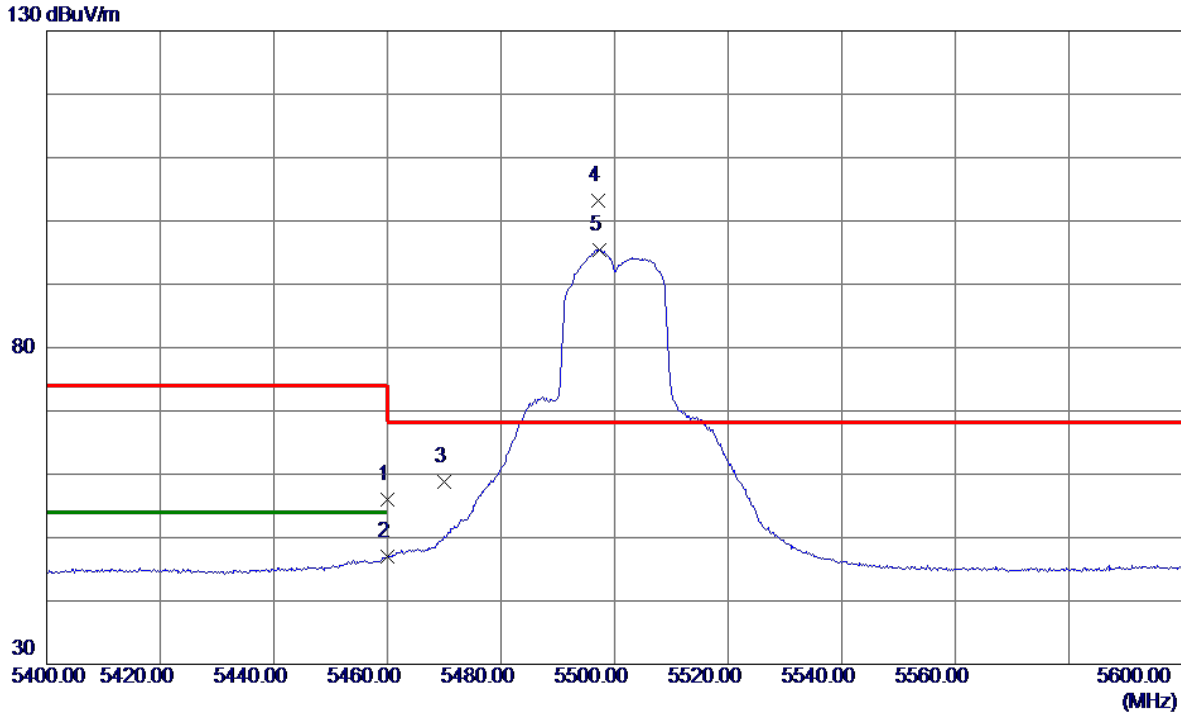


Test Mode	UNII-2C_TX AC(VHT20) Mode 5500 MHz	Polarization	Vertical
-----------	------------------------------------	--------------	----------

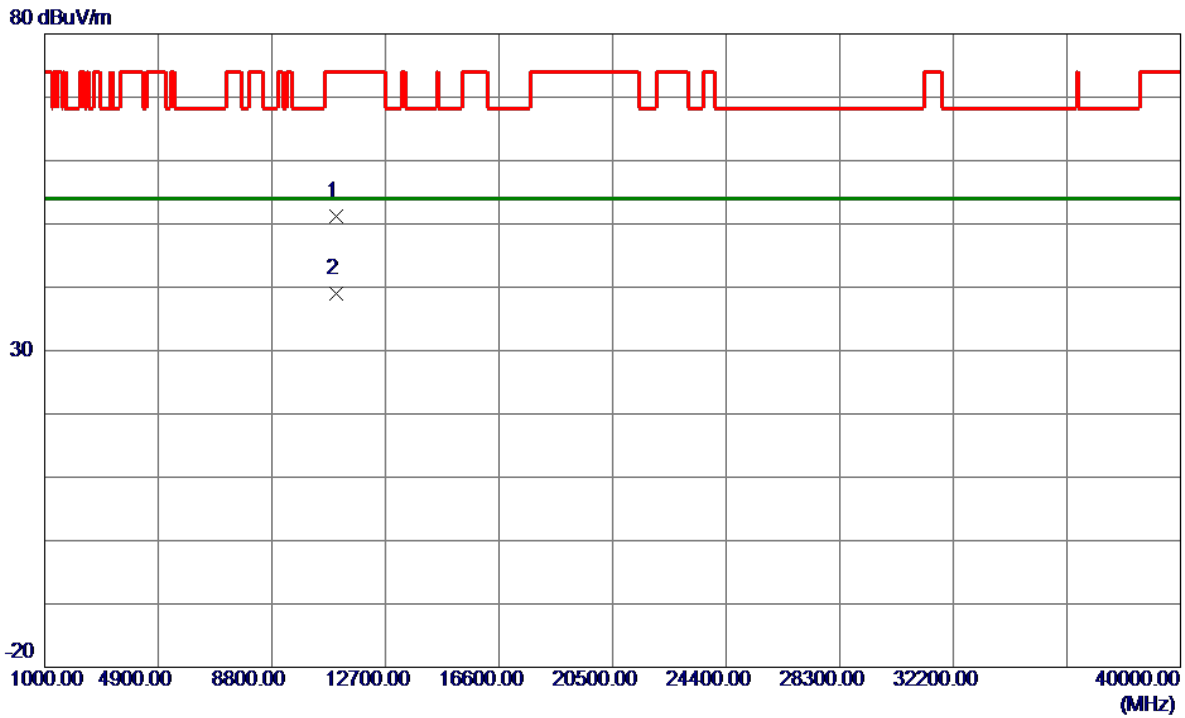


No.	Freq. MHz	Reading Level dBuV/m	Correct Factor dB	Measure ment dBuV/m	Limit dBuV/m	Margin dB	Detector	Comment
1	5460.0000	39.36	16.62	55.98	74.00	-18.02	Peak	
2	5460.0000	30.33	16.62	46.95	54.00	-7.05	AVG	
3	5470.0000	42.26	16.63	58.89	68.20	-9.31	Peak	
4 *	5497.2000	86.62	16.66	103.28	68.20	35.08	Peak	No Limit
5	5497.4000	78.81	16.66	95.47	999.00	-903.53	AVG	No Limit

**REMARKS:**

- (1) Measurement Value = Reading Level + Correct Factor.
- (2) Margin Level = Measurement Value - Limit Value.

Test Mode	UNII-2C_TX AC(VHT20) Mode 5500 MHz	Polarization	Vertical
-----------	------------------------------------	--------------	----------

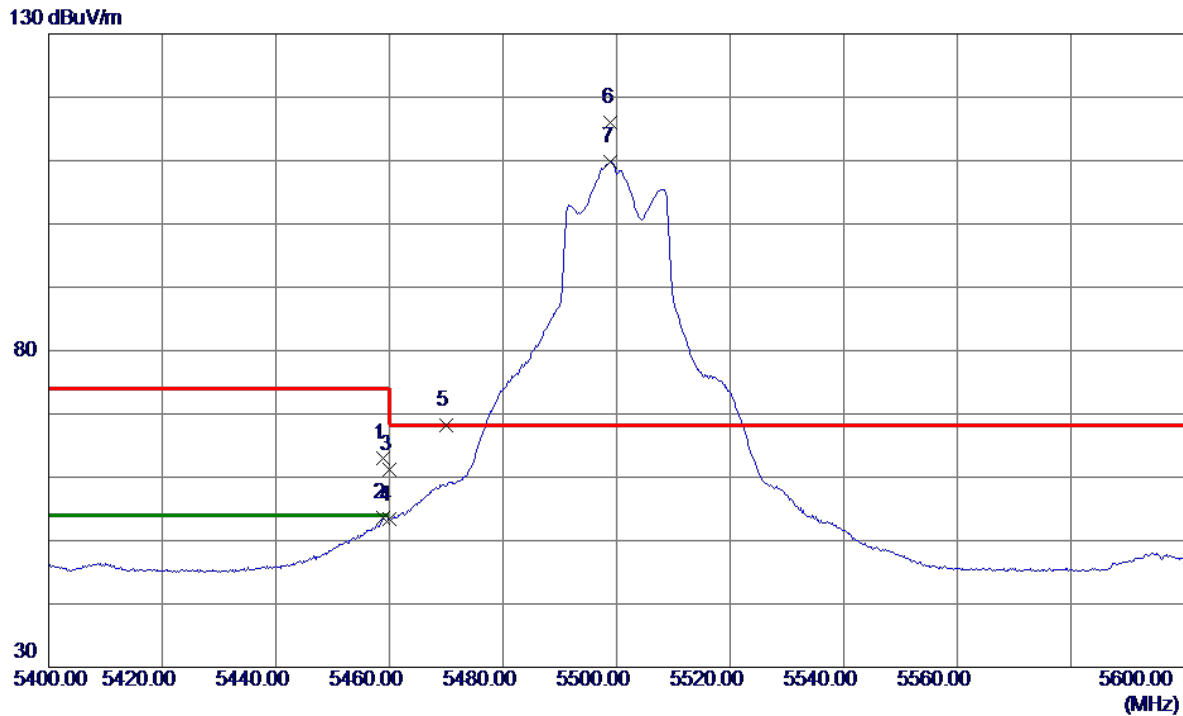


No.	Freq. MHz	Reading Level dBuV/m	Correct Factor dB	Measure ment dBuV/m	Limit dBuV/m	Margin dB	Detector	Comment
1	11000.9950	38.33	12.78	51.11	74.00	-22.89	Peak	
2 *	11001.2600	26.20	12.78	38.98	54.00	-15.02	AVG	

**REMARKS:**

- (1) Measurement Value = Reading Level + Correct Factor.
- (2) Margin Level = Measurement Value - Limit Value.

Test Mode	UNII-2C_TX AC(VHT20) Mode 5500 MHz	Polarization	Horizontal
-----------	------------------------------------	--------------	------------

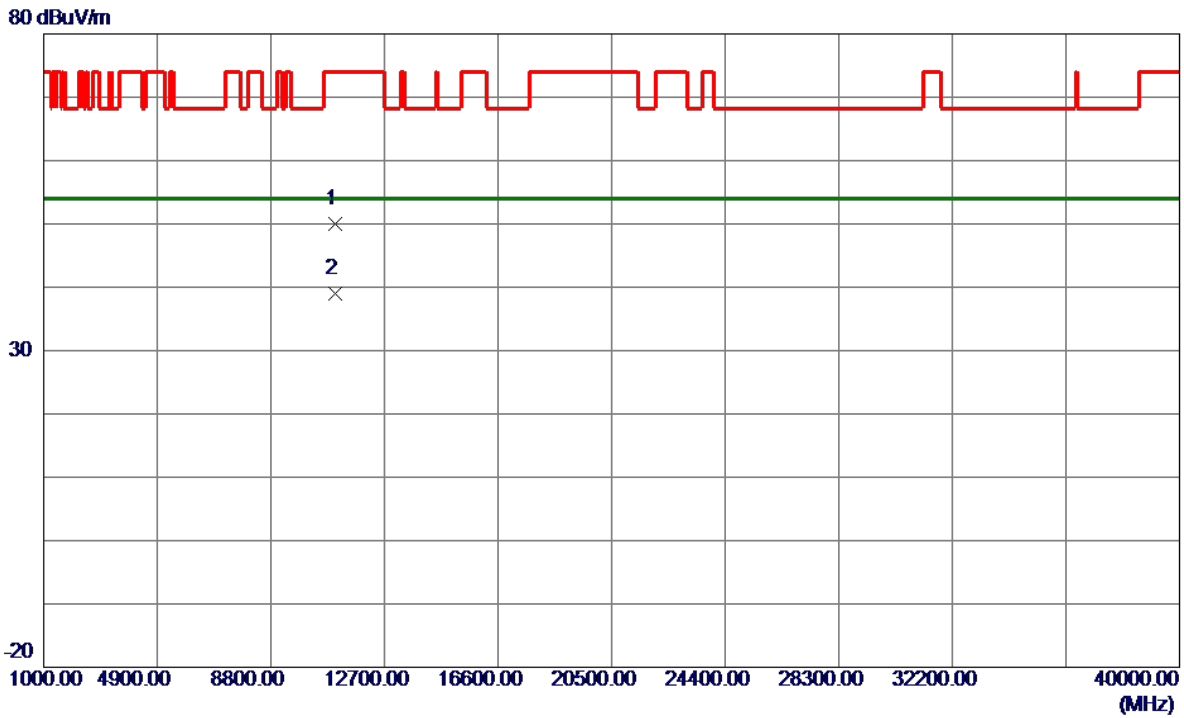


No.	Freq. MHz	Reading Level dBuV/m	Correct Factor dB	Measure ment dBuV/m	Limit dBuV/m	Margin dB	Detector	Comment
1	5458.8000	46.41	16.62	63.03	74.00	-10.97	Peak	
2	5458.8000	36.94	16.62	53.56	54.00	-0.44	AVG	
3	5460.0000	44.55	16.62	61.17	74.00	-12.83	Peak	
4	5460.0000	36.68	16.62	53.30	54.00	-0.70	AVG	
5	5470.0000	51.49	16.63	68.12	68.20	-0.08	Peak	
6 *	5499.0000	99.44	16.66	116.10	68.20	47.90	Peak	No Limit
7	5499.0000	93.23	16.66	109.89	999.00	-889.11	AVG	No Limit

**REMARKS:**

- (1) Measurement Value = Reading Level + Correct Factor.
- (2) Margin Level = Measurement Value - Limit Value.

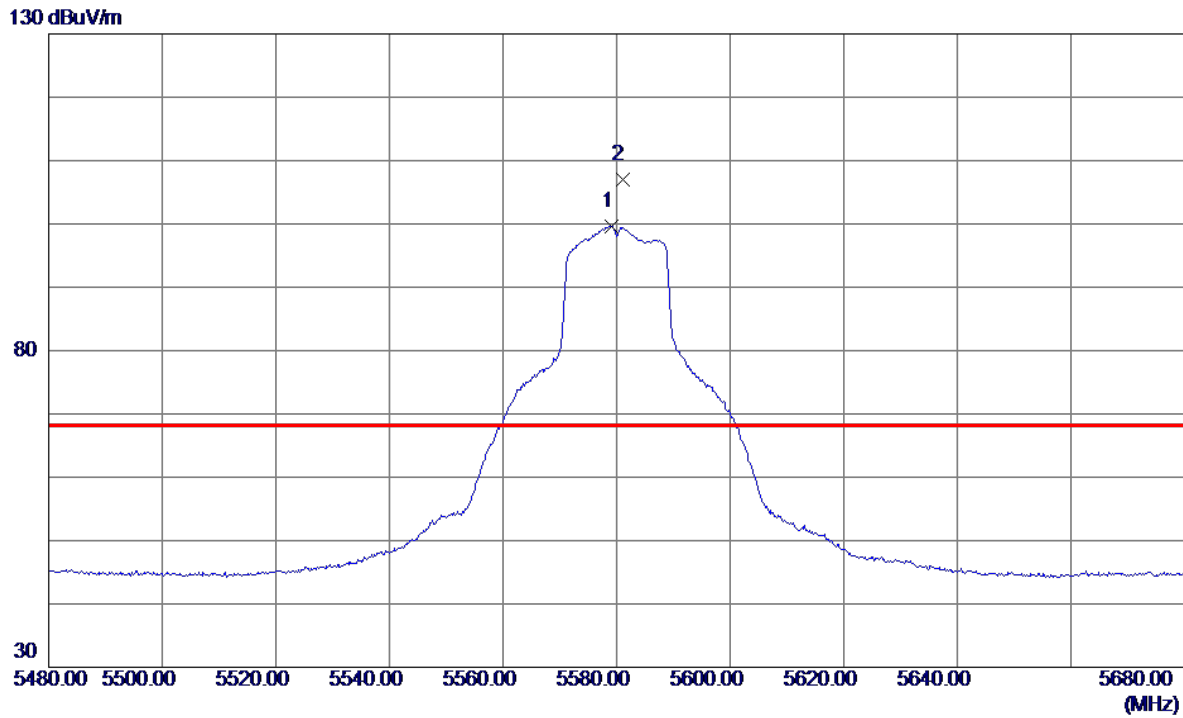
Test Mode	UNII-2C_TX AC(VHT20) Mode 5500 MHz	Polarization	Horizontal
-----------	------------------------------------	--------------	------------



No.	Freq. MHz	Reading Level dBuV/m	Correct Factor dB	Measure ment dBuV/m	Limit dBuV/m	Margin dB	Detector	Comment
1	11000.0000	37.20	12.78	49.98	74.00	-24.02	Peak	
2 *	11000.0000	26.27	12.78	39.05	54.00	-14.95	AVG	

REMARKS:  
 (1) Measurement Value = Reading Level + Correct Factor.  
 (2) Margin Level = Measurement Value - Limit Value.

Test Mode	UNII-2C_TX AC(VHT20) Mode 5580 MHz	Polarization	Vertical
-----------	------------------------------------	--------------	----------

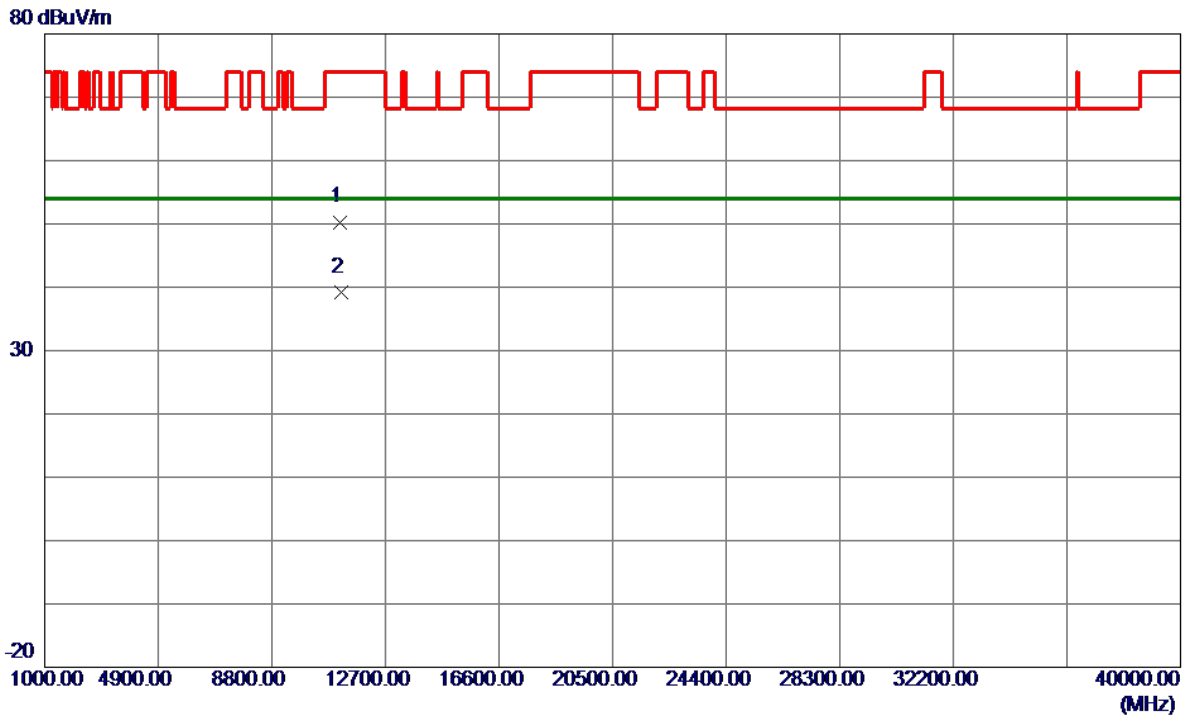


No.	Freq. MHz	Reading Level dBuV/m	Correct Factor dB	Measure ment dBuV/m	Limit dBuV/m	Margin dB	Detector	Comment
1	5579.2000	82.94	16.71	99.65	999.00	-899.35	AVG	No Limit
2 *	5581.0000	90.23	16.71	106.94	68.20	38.74	Peak	No Limit

**REMARKS:**

- (1) Measurement Value = Reading Level + Correct Factor.
- (2) Margin Level = Measurement Value - Limit Value.

Test Mode	UNII-2C_TX AC(VHT20) Mode 5580 MHz	Polarization	Vertical
-----------	------------------------------------	--------------	----------

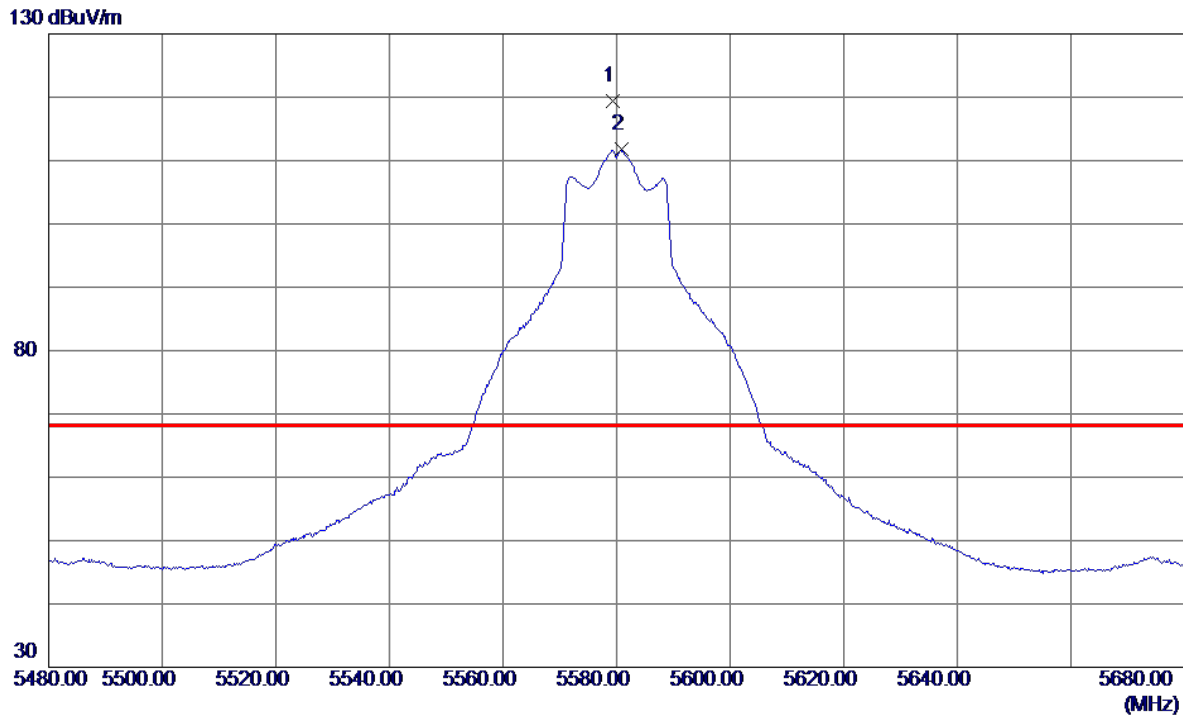


No.	Freq. MHz	Reading Level dBuV/m	Correct Factor dB	Measure ment dBuV/m	Limit dBuV/m	Margin dB	Detector	Comment
1	11158.2400	37.40	12.90	50.30	74.00	-23.70	Peak	
2 *	11162.1750	26.38	12.90	39.28	54.00	-14.72	AVG	

**REMARKS:**

- (1) Measurement Value = Reading Level + Correct Factor.
- (2) Margin Level = Measurement Value - Limit Value.

Test Mode	UNII-2C_TX AC(VHT20) Mode 5580 MHz	Polarization	Horizontal
-----------	------------------------------------	--------------	------------

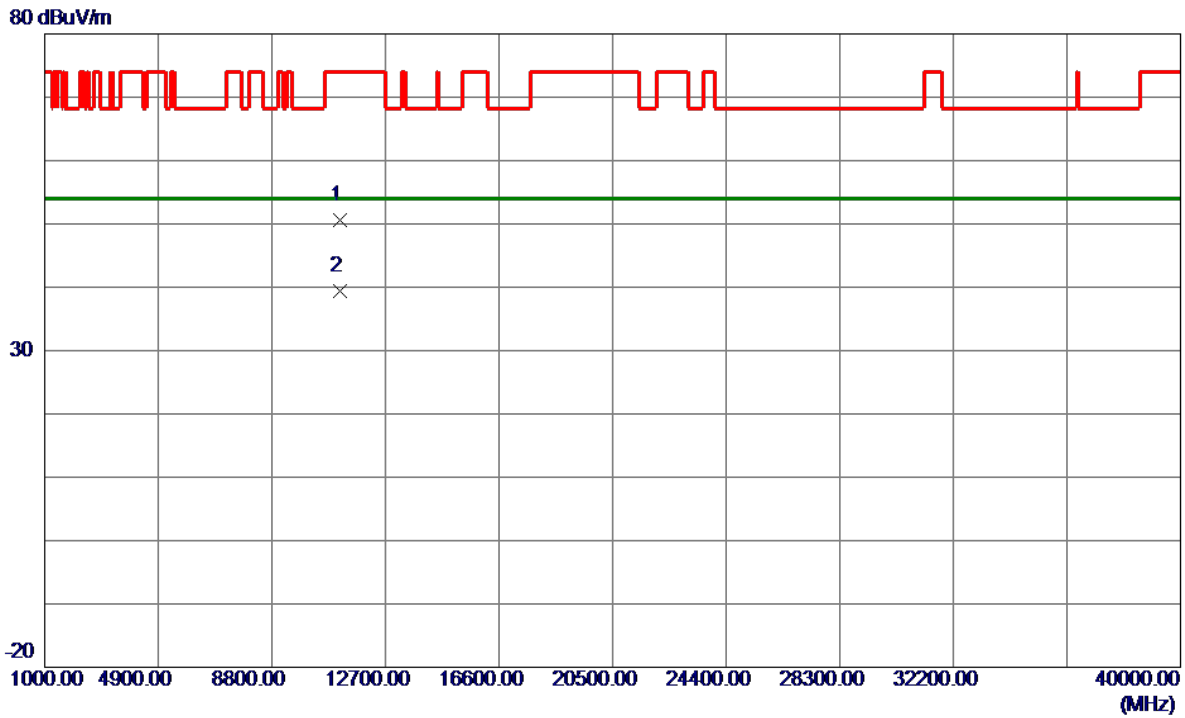


No.	Freq. MHz	Reading Level dBuV/m	Correct Factor dB	Measure ment dBuV/m	Limit dBuV/m	Margin dB	Detector	Comment
1 *	5579.4000	102.70	16.71	119.41	68.20	51.21	Peak	No Limit
2	5580.8000	95.03	16.71	111.74	999.00	-887.26	AVG	No Limit

**REMARKS:**

- (1) Measurement Value = Reading Level + Correct Factor.
- (2) Margin Level = Measurement Value - Limit Value.

Test Mode	UNII-2C_TX AC(VHT20) Mode 5580 MHz	Polarization	Horizontal
-----------	------------------------------------	--------------	------------



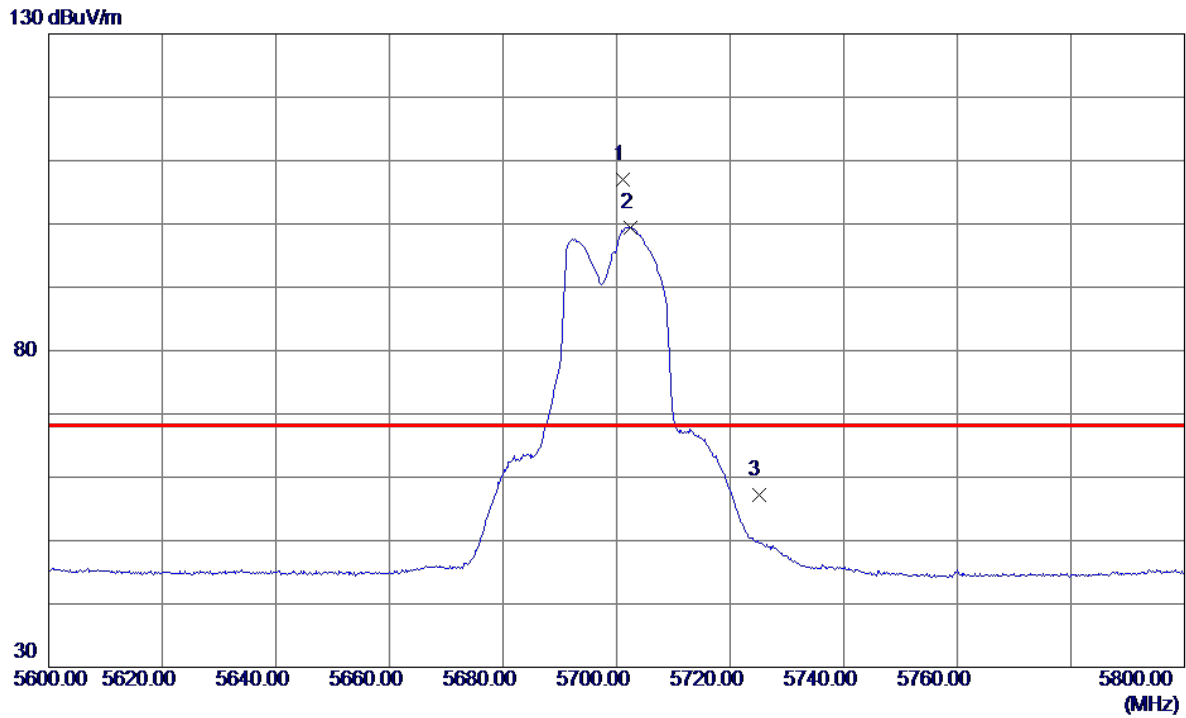
No.	Freq. MHz	Reading Level dBuV/m	Correct Factor dB	Measure ment dBuV/m	Limit dBuV/m	Margin dB	Detector	Comment
1	11160.0000	37.75	12.90	50.65	74.00	-23.35	Peak	
2 *	11160.0000	26.45	12.90	39.35	54.00	-14.65	AVG	

**REMARKS:**

- (1) Measurement Value = Reading Level + Correct Factor.
- (2) Margin Level = Measurement Value - Limit Value.



Test Mode	UNII-2C_TX AC(VHT20) Mode 5700 MHz	Polarization	Vertical
-----------	------------------------------------	--------------	----------

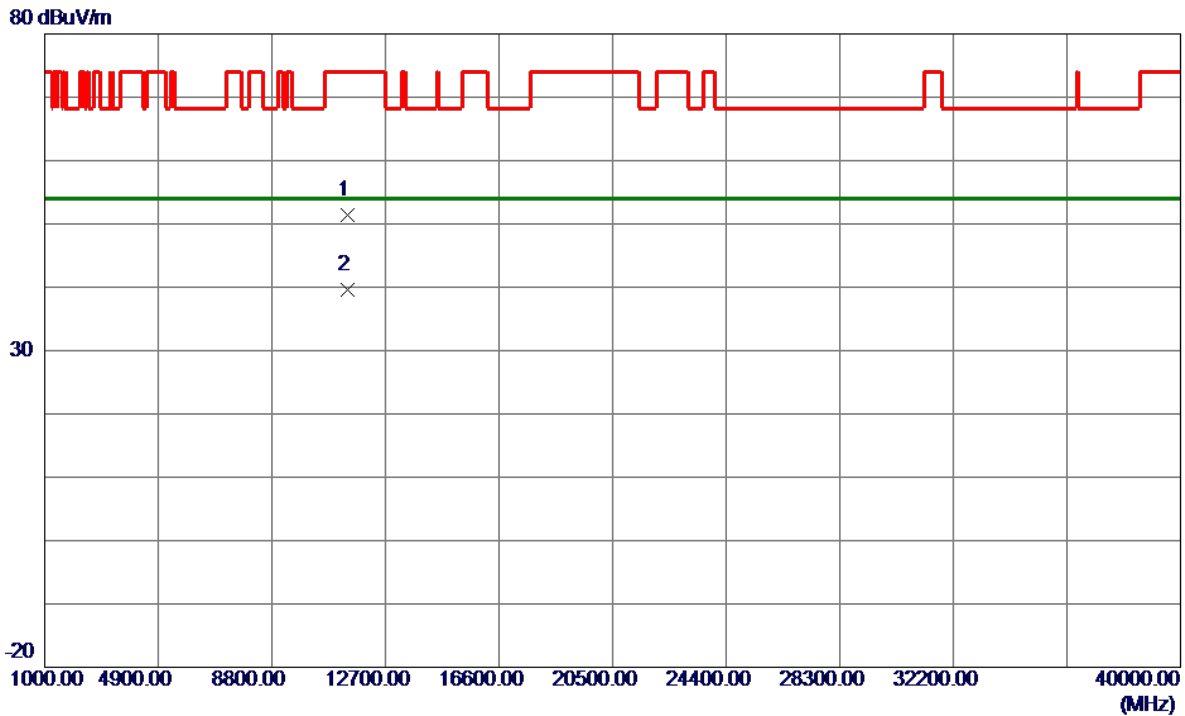


No.	Freq. MHz	Reading Level dBuV/m	Correct Factor dB	Measure ment dBuV/m	Limit dBuV/m	Margin dB	Detector	Comment
1 *	5701.2000	90.30	16.78	107.08	68.20	38.88	Peak	No Limit
2	5702.4000	82.68	16.78	99.46	999.00	-899.54	AVG	No Limit
3	5725.0000	40.40	16.80	57.20	68.20	-11.00	Peak	

**REMARKS:**

- (1) Measurement Value = Reading Level + Correct Factor.
- (2) Margin Level = Measurement Value - Limit Value.

Test Mode	UNII-2C_TX AC(VHT20) Mode 5700 MHz	Polarization	Vertical
-----------	------------------------------------	--------------	----------

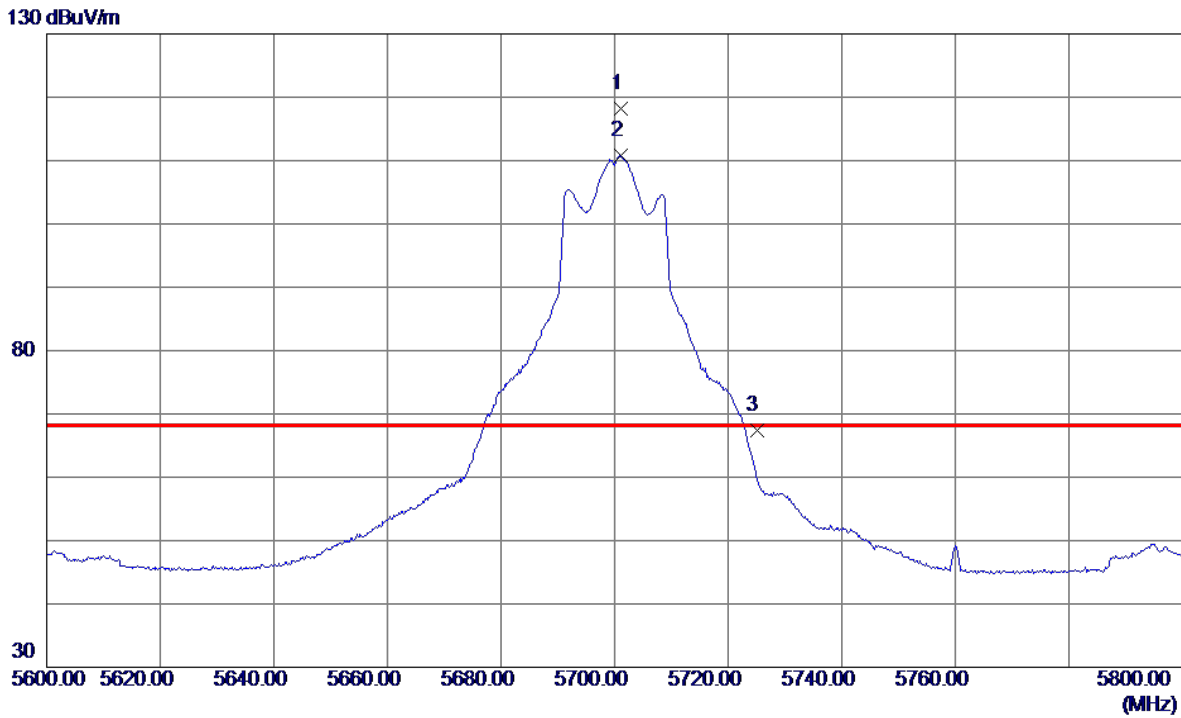


No.	Freq. MHz	Reading Level dBuV/m	Correct Factor dB	Measure ment dBuV/m	Limit dBuV/m	Margin dB	Detector	Comment
1	11398.9800	38.41	13.08	51.49	74.00	-22.51	Peak	
2 *	11400.3099	26.55	13.08	39.63	54.00	-14.37	AVG	

**REMARKS:**

- (1) Measurement Value = Reading Level + Correct Factor.
- (2) Margin Level = Measurement Value - Limit Value.

Test Mode	UNII-2C_TX AC(VHT20) Mode 5700 MHz	Polarization	Horizontal
-----------	------------------------------------	--------------	------------

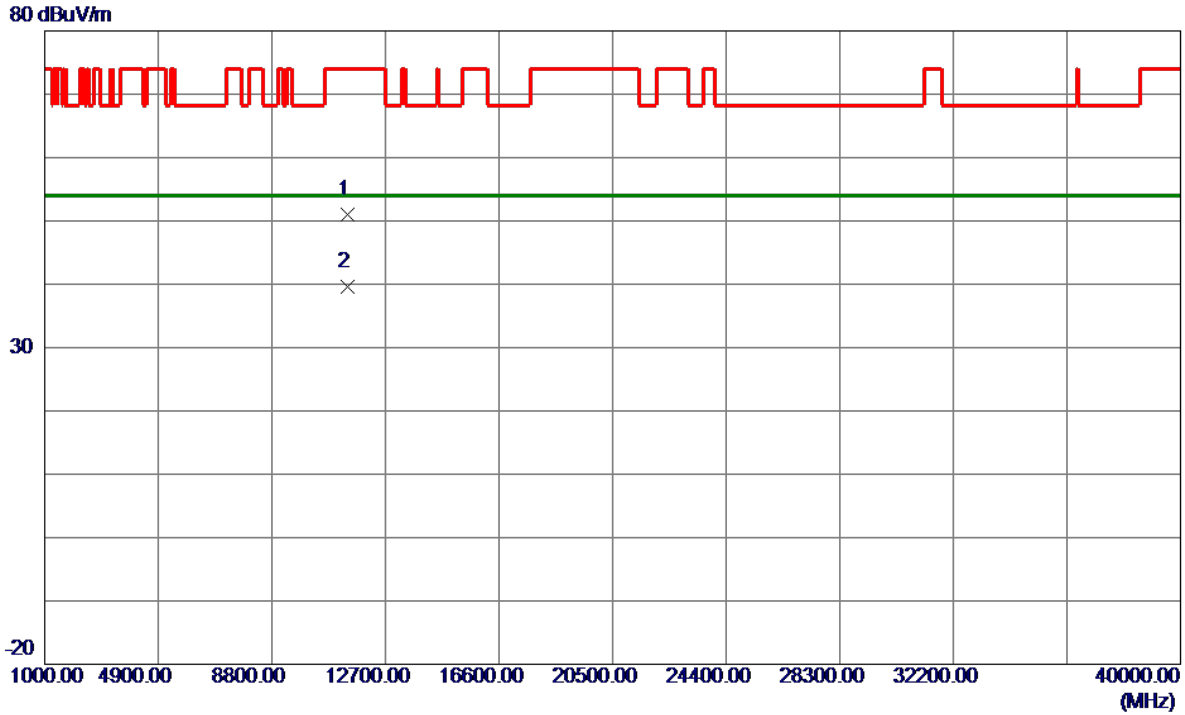


No.	Freq. MHz	Reading Level dBuV/m	Correct Factor dB	Measure ment dBuV/m	Limit dBuV/m	Margin dB	Detector	Comment
1 *	5701.2000	101.47	16.78	118.25	68.20	50.05	Peak	No Limit
2	5701.2000	94.08	16.78	110.86	999.00	-888.14	AVG	No Limit
3	5725.0000	50.57	16.80	67.37	68.20	-0.83	Peak	

**REMARKS:**

- (1) Measurement Value = Reading Level + Correct Factor.
- (2) Margin Level = Measurement Value - Limit Value.

Test Mode	UNII-2C_TX AC(VHT20) Mode 5700 MHz	Polarization	Horizontal
-----------	------------------------------------	--------------	------------

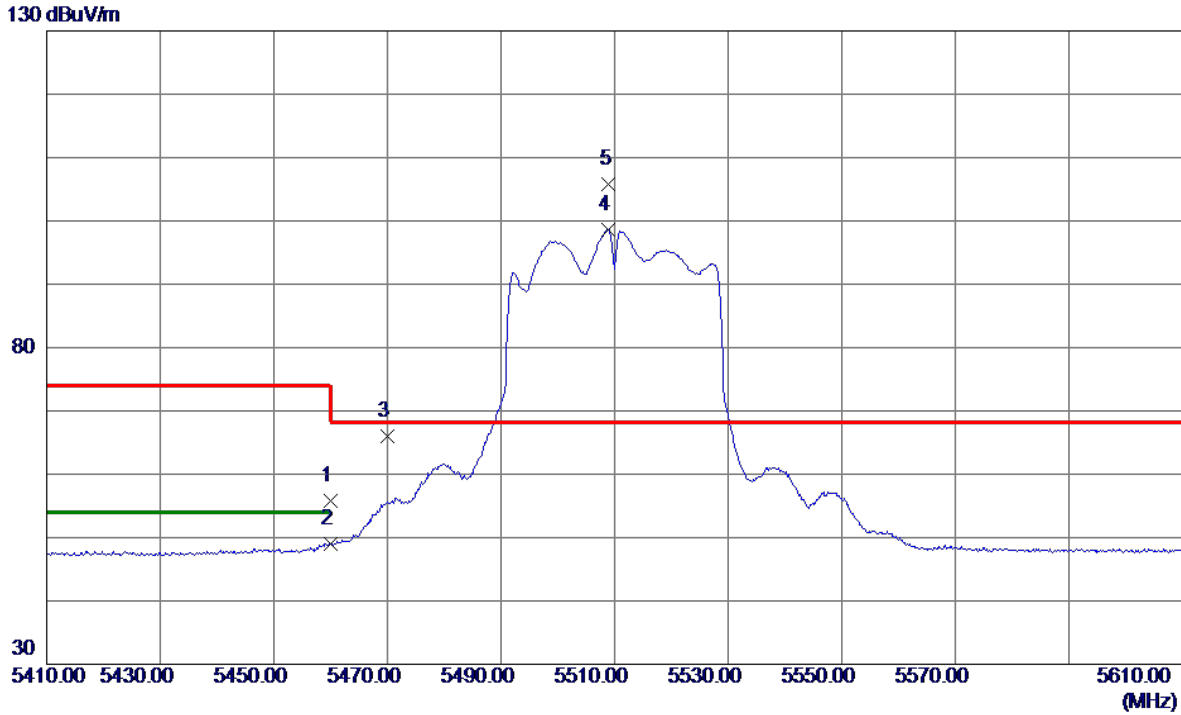


No.	Freq. MHz	Reading Level dBuV/m	Correct Factor dB	Measure ment dBuV/m	Limit dBuV/m	Margin dB	Detector	Comment
1	11400.0000	37.97	13.08	51.05	74.00	-22.95	Peak	
2 *	11400.0000	26.50	13.08	39.58	54.00	-14.42	AVG	

**REMARKS:**

- (1) Measurement Value = Reading Level + Correct Factor.
- (2) Margin Level = Measurement Value - Limit Value.

Test Mode	UNII-2C_TX AC(VHT40) Mode 5510 MHz	Polarization	Vertical
-----------	------------------------------------	--------------	----------

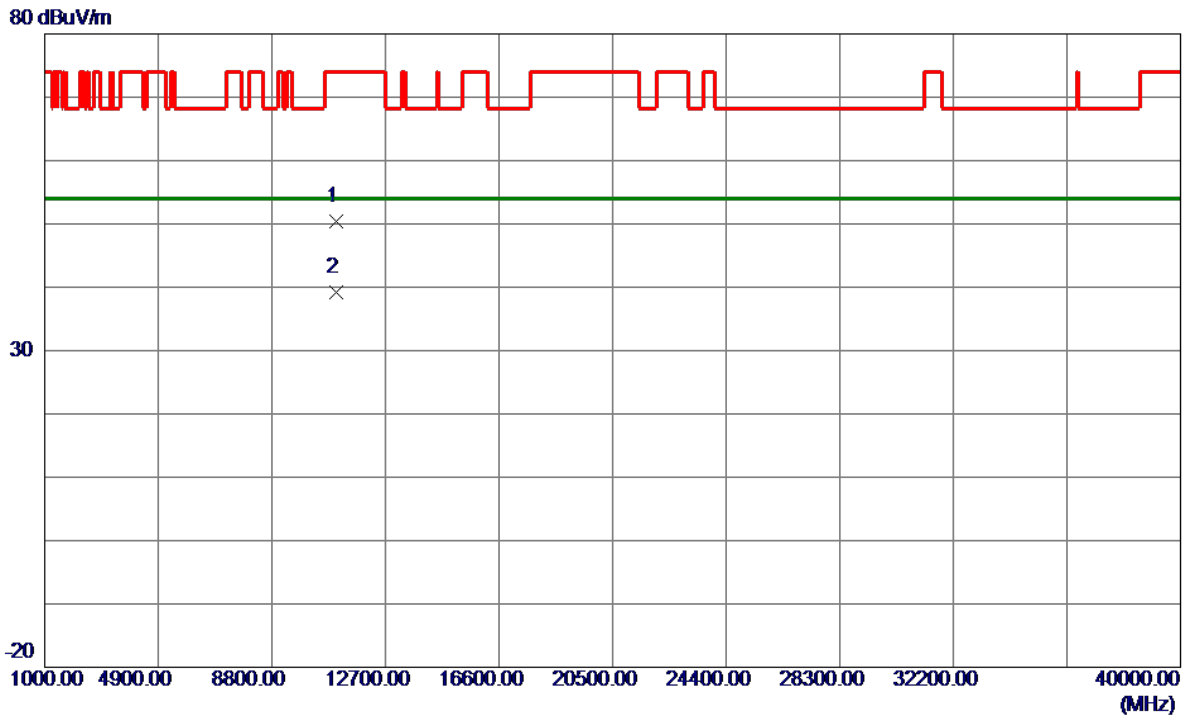


No.	Freq. MHz	Reading Level dBuV/m	Correct Factor dB	Measure ment dBuV/m	Limit dBuV/m	Margin dB	Detector	Comment
1	5460.0000	39.22	16.62	55.84	74.00	-18.16	Peak	
2	5460.0000	32.40	16.62	49.02	54.00	-4.98	AVG	
3	5470.0000	49.28	16.63	65.91	68.20	-2.29	Peak	
4	5508.8000	81.98	16.67	98.65	999.00	-900.35	AVG	No Limit
5 *	5509.0000	89.18	16.67	105.85	68.20	37.65	Peak	No Limit

REMARKS:

- (1) Measurement Value = Reading Level + Correct Factor.
- (2) Margin Level = Measurement Value - Limit Value.

Test Mode	UNII-2C_TX AC(VHT40) Mode 5510 MHz	Polarization	Vertical
-----------	------------------------------------	--------------	----------

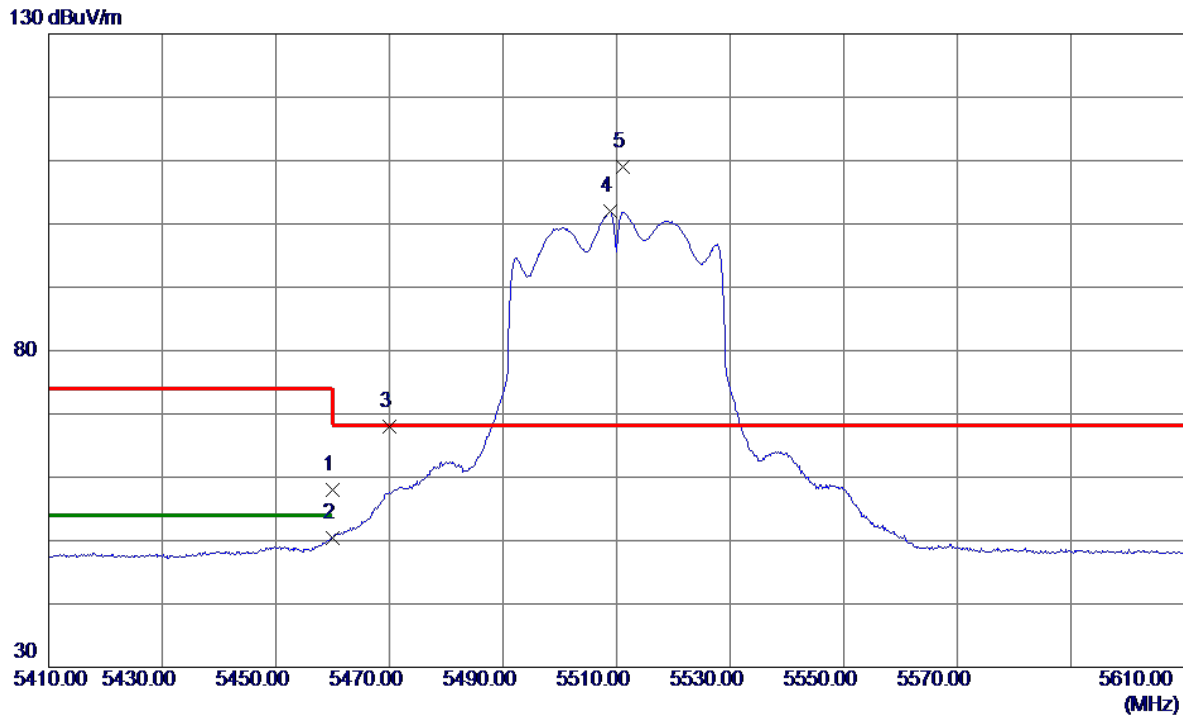


No.	Freq. MHz	Reading Level dBuV/m	Correct Factor dB	Measure ment dBuV/m	Limit dBuV/m	Margin dB	Detector	Comment
1	11020.0000	37.52	12.79	50.31	74.00	-23.69	Peak	
2 *	11020.0000	26.39	12.79	39.18	54.00	-14.82	AVG	

**REMARKS:**

- (1) Measurement Value = Reading Level + Correct Factor.
- (2) Margin Level = Measurement Value - Limit Value.

Test Mode	UNII-2C_TX AC(VHT40) Mode 5510 MHz	Polarization	Horizontal
-----------	------------------------------------	--------------	------------

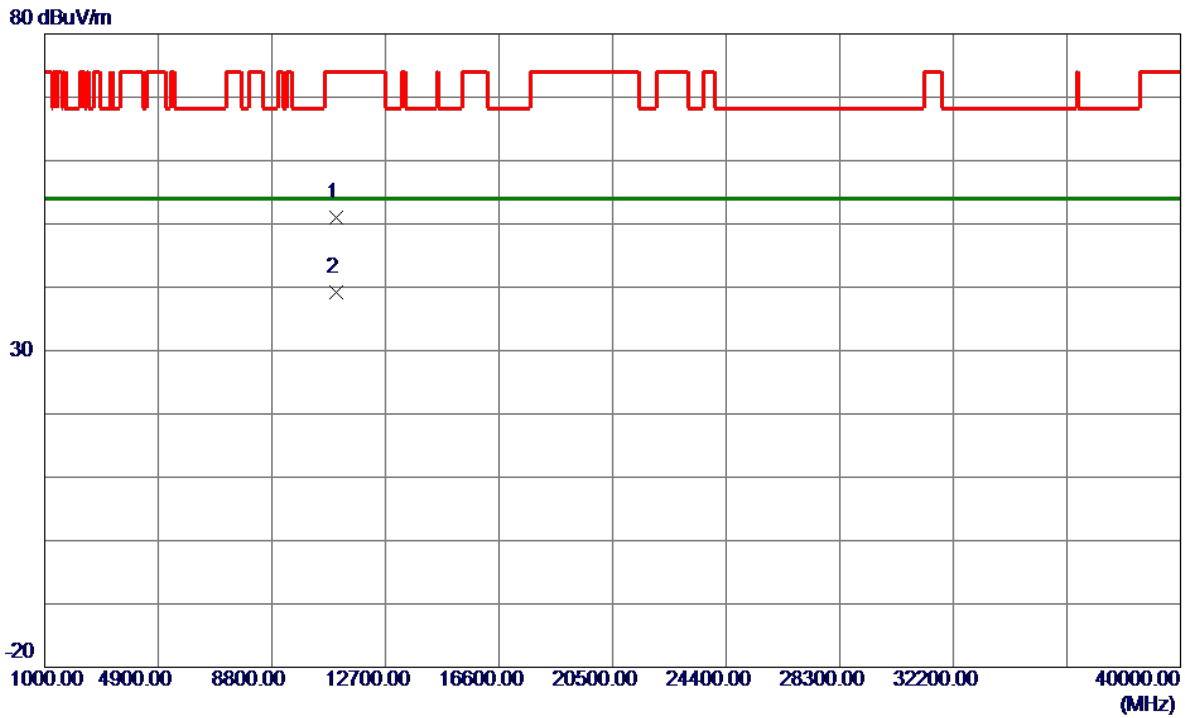


No.	Freq. MHz	Reading Level dBuV/m	Correct Factor dB	Measure ment dBuV/m	Limit dBuV/m	Margin dB	Detector	Comment
1	5460.0000	41.34	16.62	57.96	74.00	-16.04	Peak	
2	5460.0000	33.87	16.62	50.49	54.00	-3.51	AVG	
3	5470.0000	51.40	16.63	68.03	68.20	-0.17	Peak	
4	5508.8000	85.37	16.67	102.04	999.00	-896.96	AVG	No Limit
5 *	5511.2000	92.27	16.67	108.94	68.20	40.74	Peak	No Limit

**REMARKS:**

- (1) Measurement Value = Reading Level + Correct Factor.
- (2) Margin Level = Measurement Value - Limit Value.

Test Mode	UNII-2C_TX AC(VHT40) Mode 5510 MHz	Polarization	Horizontal
-----------	------------------------------------	--------------	------------



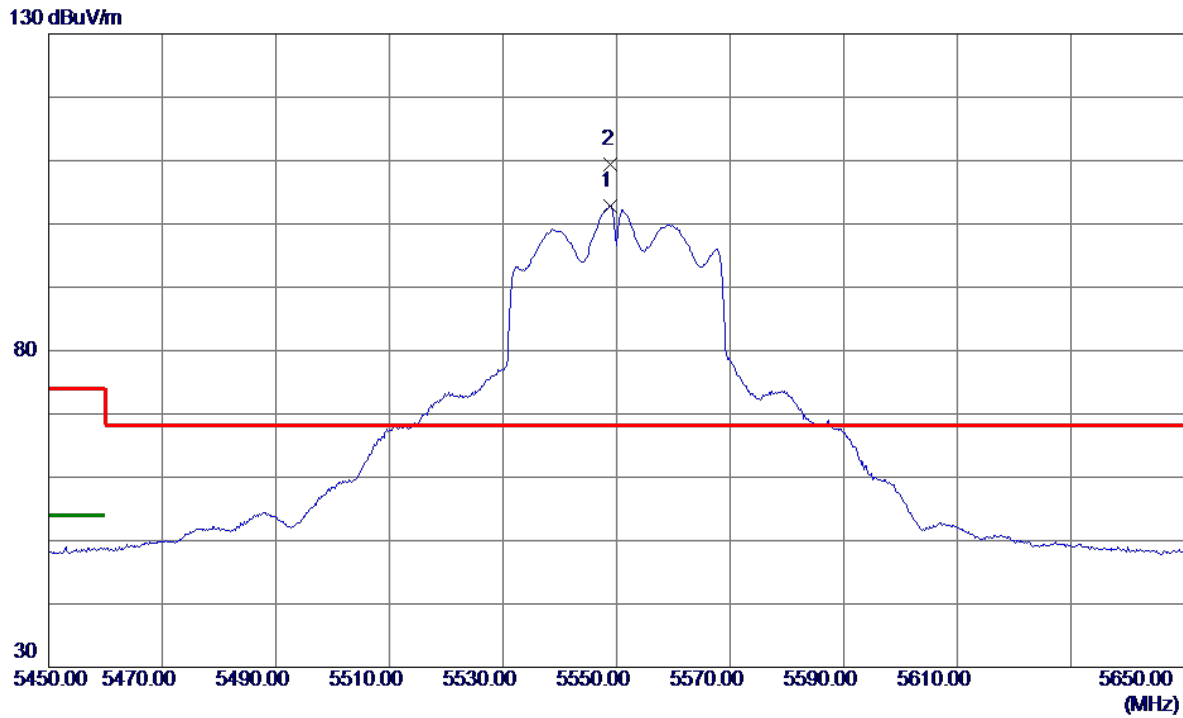
No.	Freq. MHz	Reading Level dBuV/m	Correct Factor dB	Measure ment dBuV/m	Limit dBuV/m	Margin dB	Detector	Comment
1	11020.0000	38.18	12.79	50.97	74.00	-23.03	Peak	
2 *	11020.0000	26.33	12.79	39.12	54.00	-14.88	AVG	

**REMARKS:**

- (1) Measurement Value = Reading Level + Correct Factor.
- (2) Margin Level = Measurement Value - Limit Value.



Test Mode	UNII-2C_TX AC(VHT40) Mode 5550 MHz	Polarization	Vertical
-----------	------------------------------------	--------------	----------

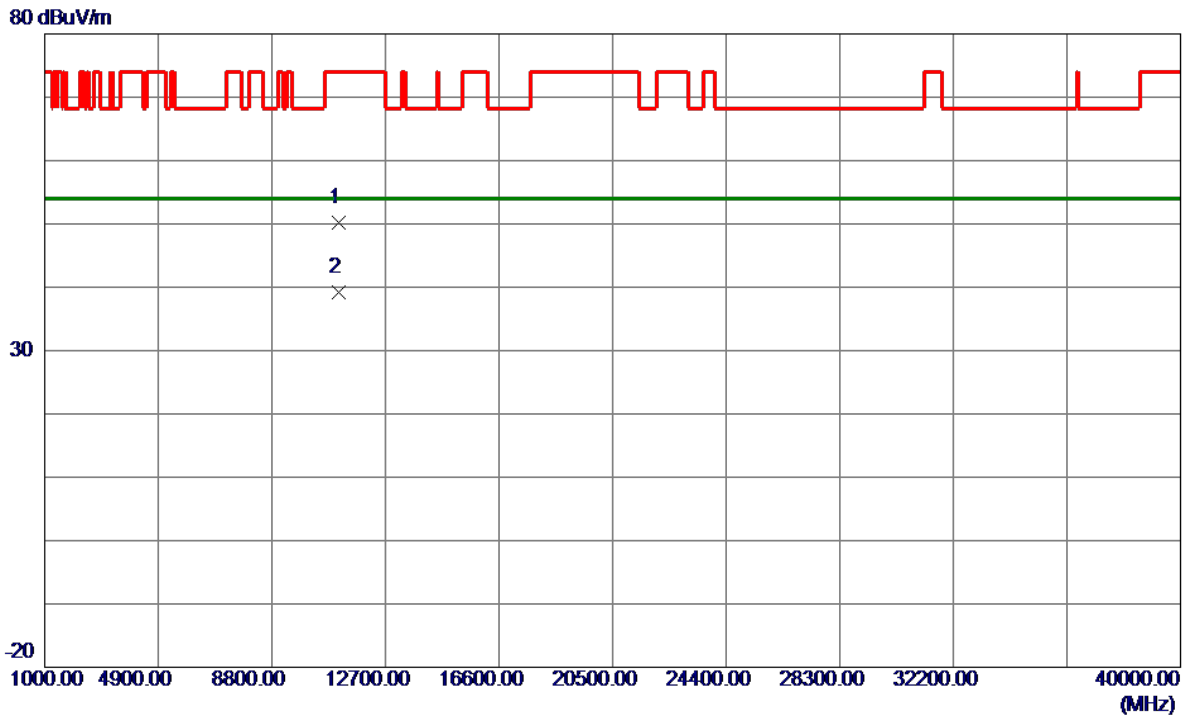


No.	Freq. MHz	Reading Level dBuV/m	Correct Factor dB	Measure ment dBuV/m	Limit dBuV/m	Margin dB	Detector	Comment
1	5548.8000	86.19	16.69	102.88	999.00	-896.12	AVG	No Limit
2 *	5549.0000	92.68	16.69	109.37	68.20	41.17	Peak	No Limit

**REMARKS:**

- (1) Measurement Value = Reading Level + Correct Factor.
- (2) Margin Level = Measurement Value - Limit Value.

Test Mode	UNII-2C_TX AC(VHT40) Mode 5550 MHz	Polarization	Vertical
-----------	------------------------------------	--------------	----------

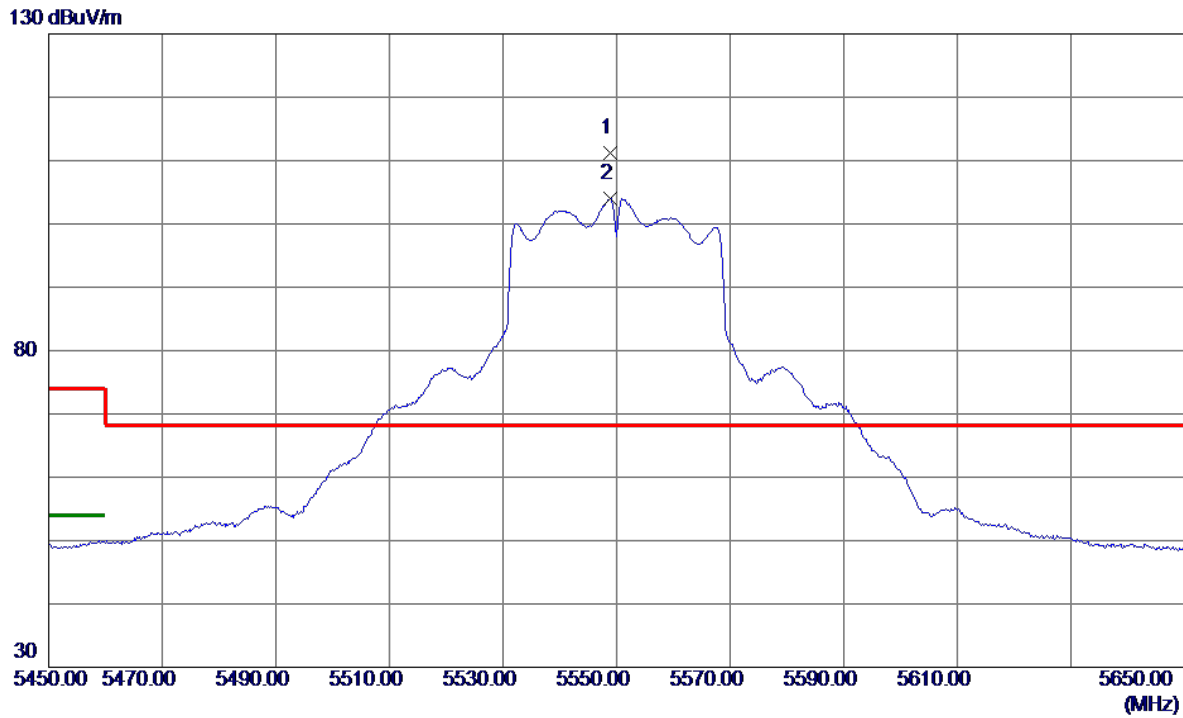


No.	Freq. MHz	Reading Level dBuV/m	Correct Factor dB	Measure ment dBuV/m	Limit dBuV/m	Margin dB	Detector	Comment
1	11100.0000	37.35	12.85	50.20	74.00	-23.80	Peak	
2 *	11100.0000	26.41	12.85	39.26	54.00	-14.74	AVG	

**REMARKS:**

- (1) Measurement Value = Reading Level + Correct Factor.
- (2) Margin Level = Measurement Value - Limit Value.

Test Mode	UNII-2C_TX AC(VHT40) Mode 5550 MHz	Polarization	Horizontal
-----------	------------------------------------	--------------	------------

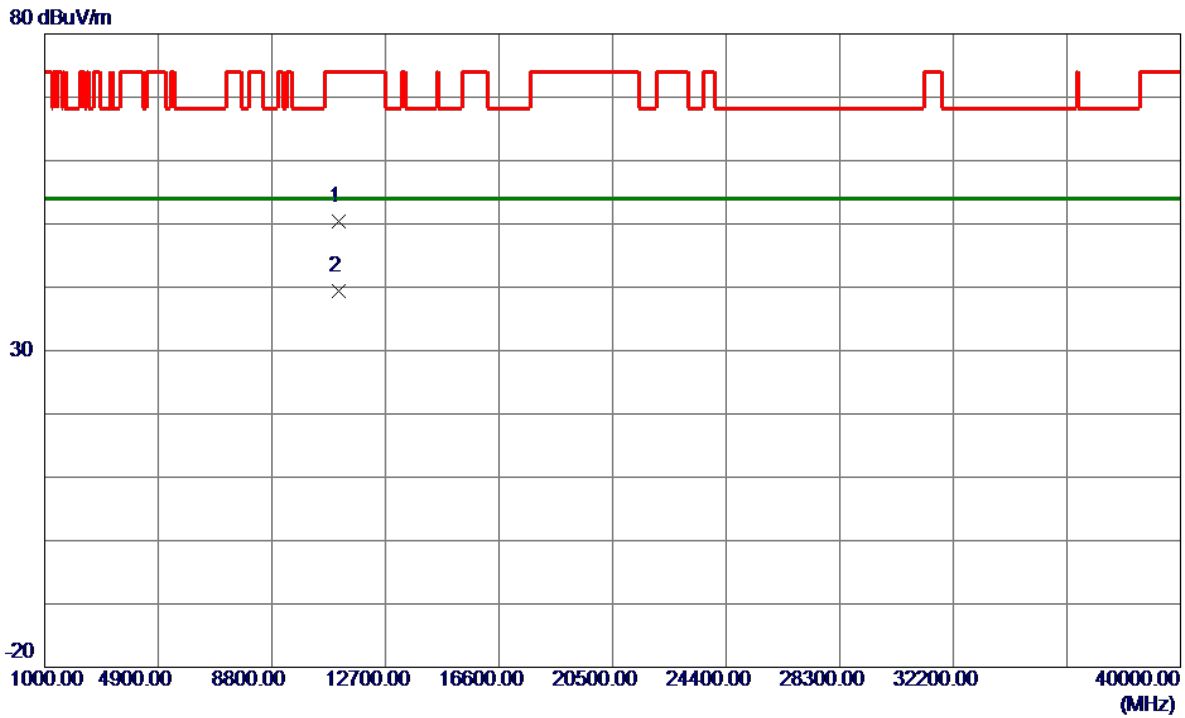


No.	Freq. MHz	Reading Level dBuV/m	Correct Factor dB	Measure ment dBuV/m	Limit dBuV/m	Margin dB	Detector	Comment
1 *	5548.8000	94.44	16.69	111.13	68.20	42.93	Peak	No Limit
2	5548.8000	87.32	16.69	104.01	999.00	-894.99	AVG	No Limit

**REMARKS:**

- (1) Measurement Value = Reading Level + Correct Factor.
- (2) Margin Level = Measurement Value - Limit Value.

Test Mode	UNII-2C_TX AC(VHT40) Mode 5550 MHz	Polarization	Horizontal
-----------	------------------------------------	--------------	------------

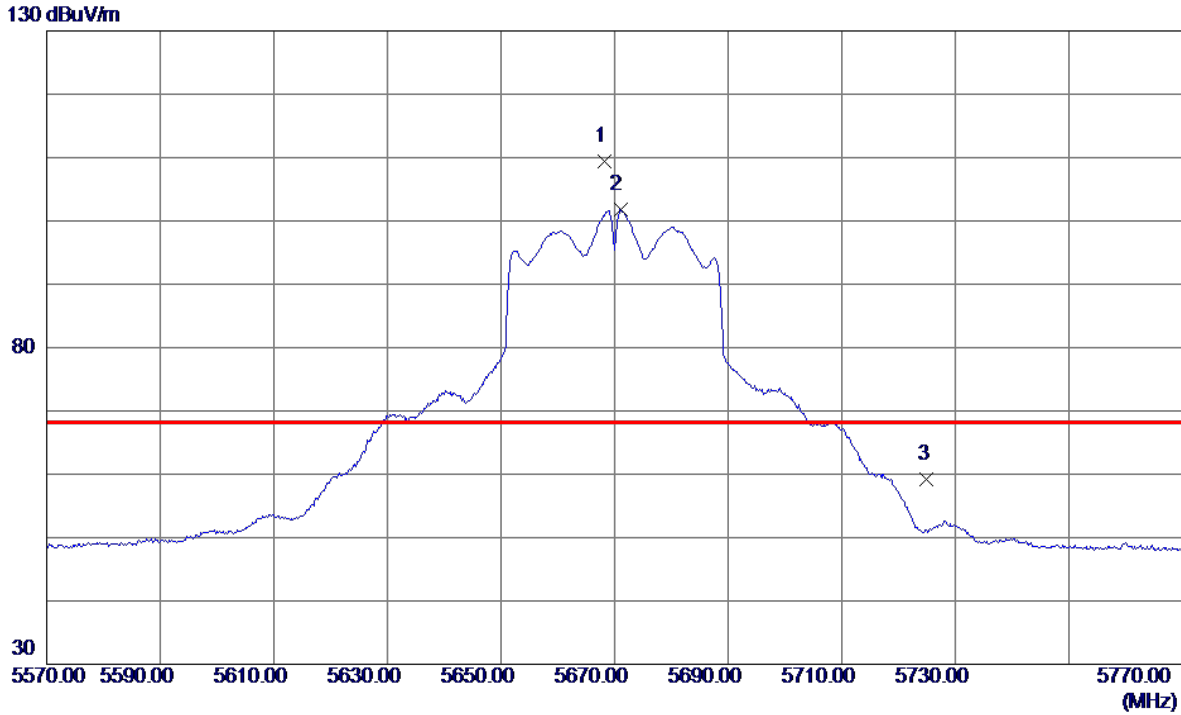


No.	Freq. MHz	Reading Level dBuV/m	Correct Factor dB	Measure ment dBuV/m	Limit dBuV/m	Margin dB	Detector	Comment
1	11100.0000	37.50	12.85	50.35	74.00	-23.65	Peak	
2 *	11100.0000	26.47	12.85	39.32	54.00	-14.68	AVG	

**REMARKS:**

- (1) Measurement Value = Reading Level + Correct Factor.
- (2) Margin Level = Measurement Value - Limit Value.

Test Mode	UNII-2C_TX AC(VHT40) Mode 5670 MHz	Polarization	Vertical
-----------	------------------------------------	--------------	----------

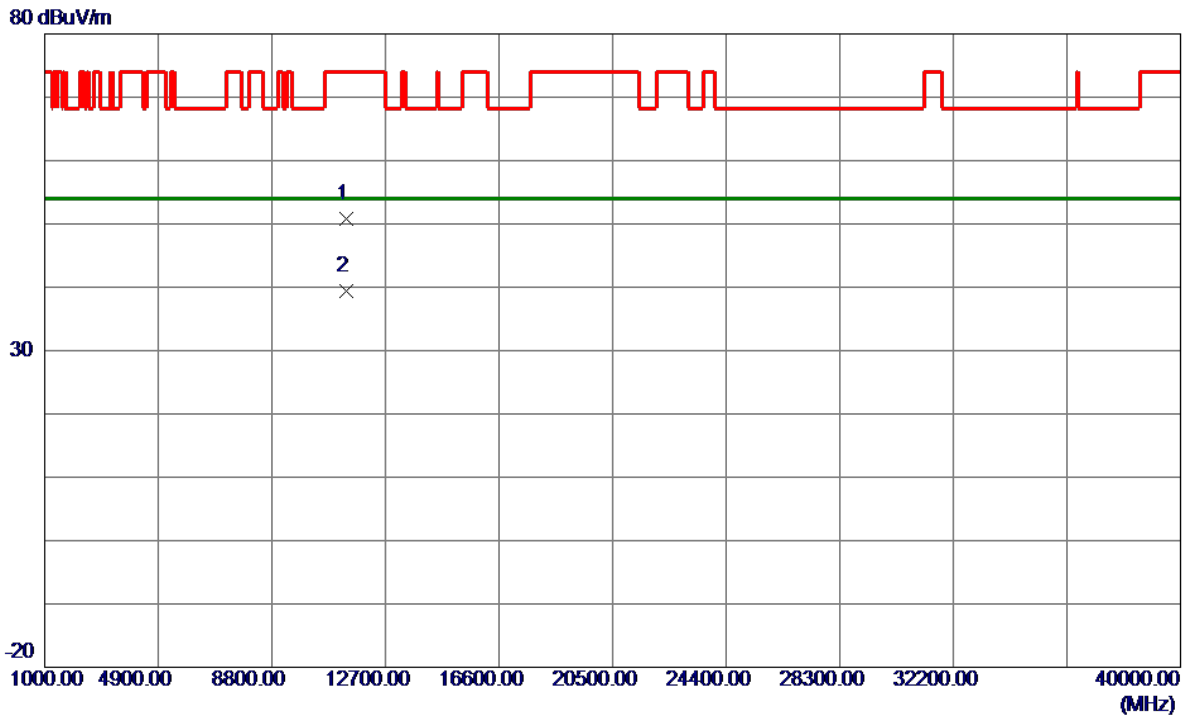


No.	Freq. MHz	Reading Level dBuV/m	Correct Factor dB	Measure ment dBuV/m	Limit dBuV/m	Margin dB	Detector	Comment
1 *	5668.2000	92.64	16.76	109.40	68.20	41.20	Peak	No Limit
2	5671.0000	85.04	16.77	101.81	999.00	-897.19	AVG	No Limit
3	5725.0000	42.46	16.80	59.26	68.20	-8.94	Peak	

**REMARKS:**

- (1) Measurement Value = Reading Level + Correct Factor.
- (2) Margin Level = Measurement Value - Limit Value.

Test Mode	UNII-2C_TX AC(VHT40) Mode 5670 MHz	Polarization	Vertical
-----------	------------------------------------	--------------	----------

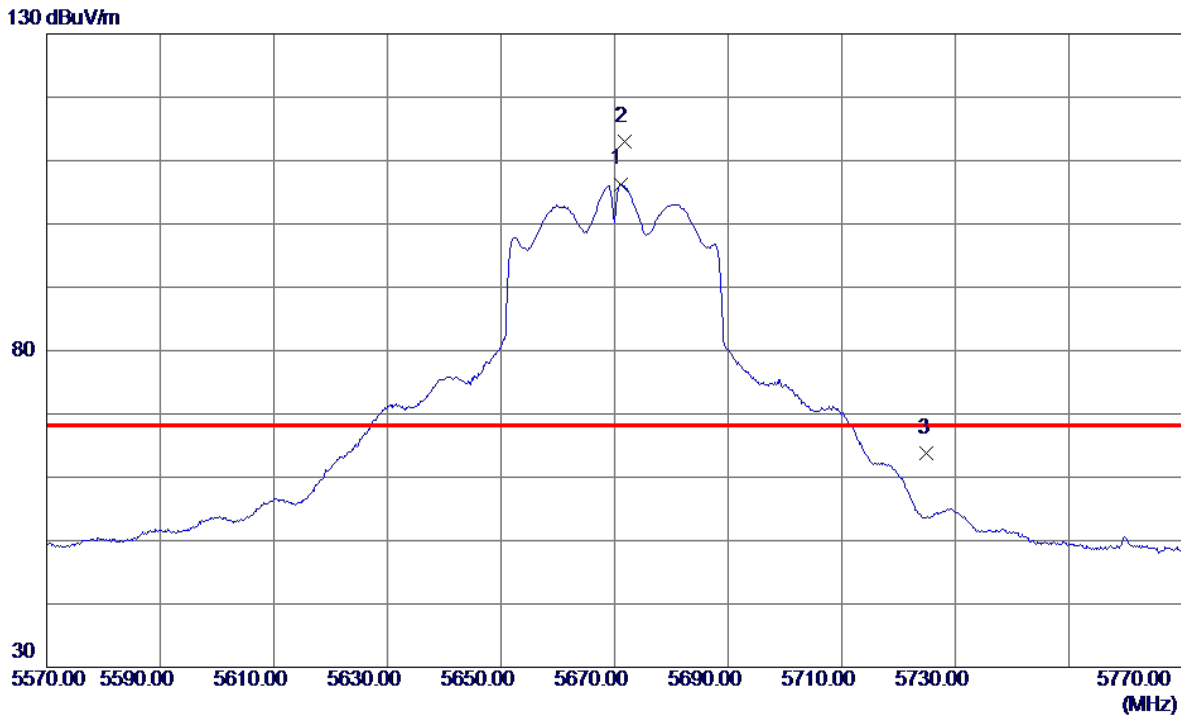


No.	Freq. MHz	Reading Level dBuV/m	Correct Factor dB	Measure ment dBuV/m	Limit dBuV/m	Margin dB	Detector	Comment
1	11340.0000	37.86	13.03	50.89	74.00	-23.11	Peak	
2 *	11340.0000	26.31	13.03	39.34	54.00	-14.66	AVG	

**REMARKS:**

- (1) Measurement Value = Reading Level + Correct Factor.
- (2) Margin Level = Measurement Value - Limit Value.

Test Mode	UNII-2C_TX AC(VHT40) Mode 5670 MHz	Polarization	Horizontal
-----------	------------------------------------	--------------	------------

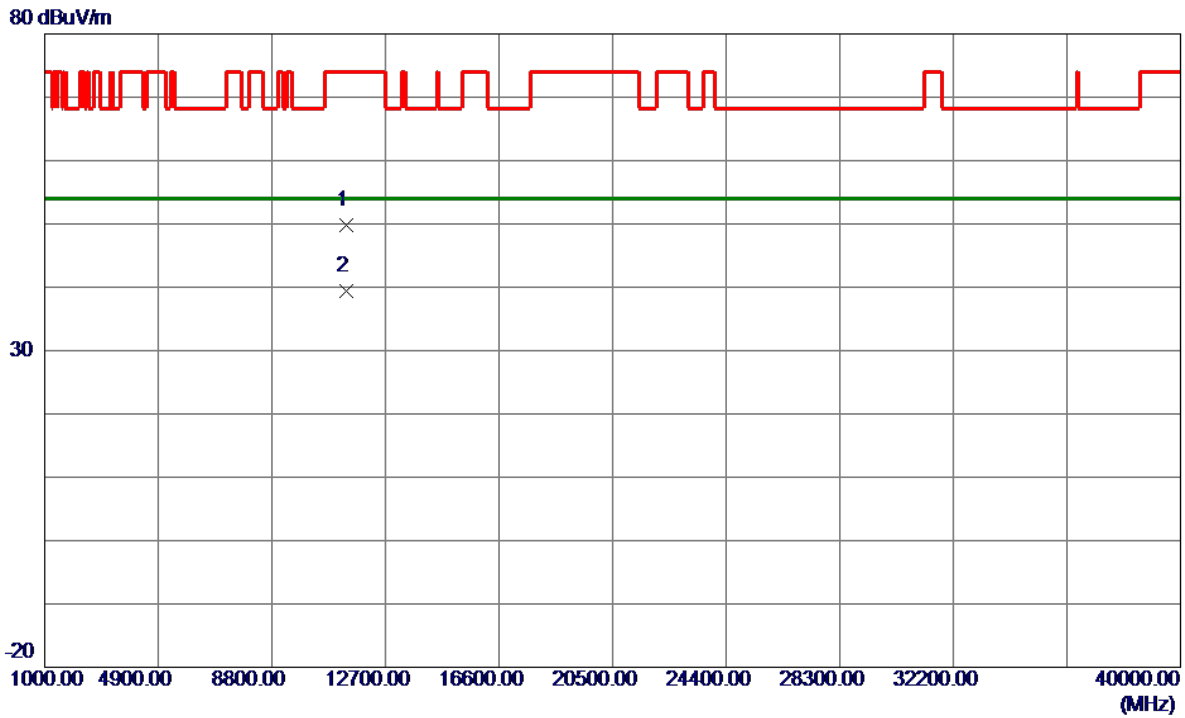


No.	Freq. MHz	Reading Level dBuV/m	Correct Factor dB	Measure ment dBuV/m	Limit dBuV/m	Margin dB	Detector	Comment
1	5671.0000	89.53	16.77	106.30	999.00	-892.70	AVG	No Limit
2 *	5671.8000	96.22	16.77	112.99	68.20	44.79	Peak	No Limit
3	5725.0000	46.98	16.80	63.78	68.20	-4.42	Peak	

**REMARKS:**

- (1) Measurement Value = Reading Level + Correct Factor.
- (2) Margin Level = Measurement Value - Limit Value.

Test Mode	UNII-2C_TX AC(VHT40) Mode 5670 MHz	Polarization	Horizontal
-----------	------------------------------------	--------------	------------



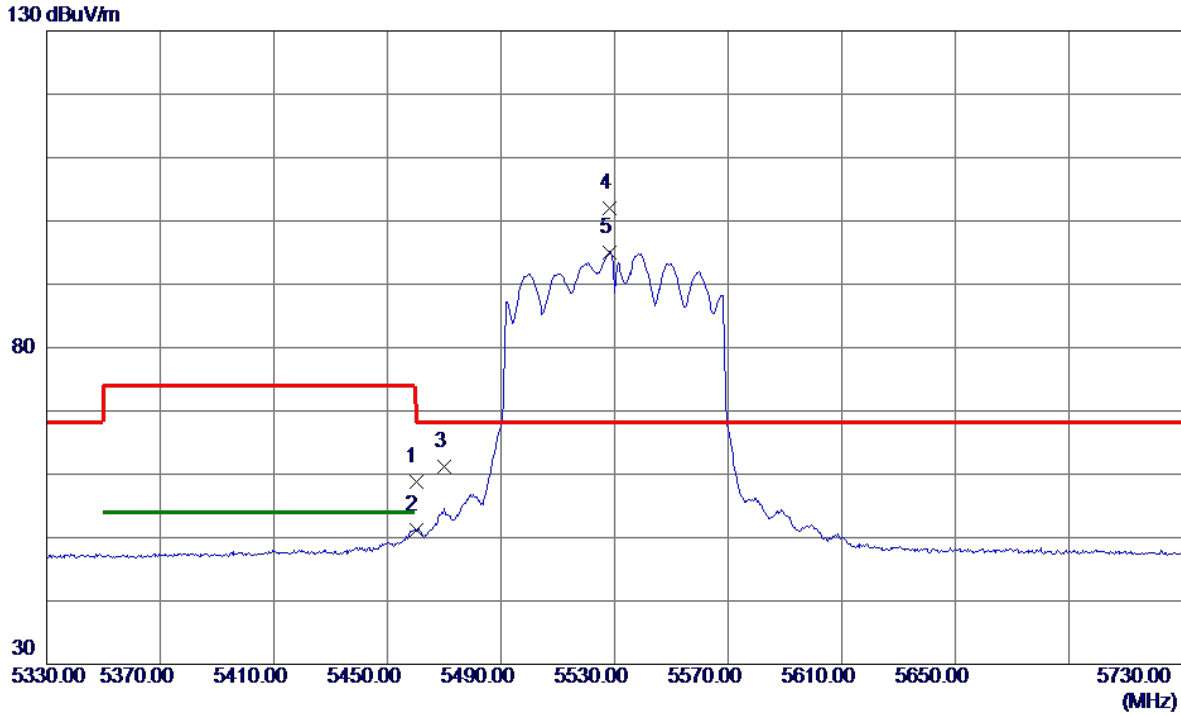
No.	Freq. MHz	Reading Level dBuV/m	Correct Factor dB	Measure ment dBuV/m	Limit dBuV/m	Margin dB	Detector	Comment
1	11340.0000	36.74	13.03	49.77	74.00	-24.23	Peak	
2 *	11340.0000	26.31	13.03	39.34	54.00	-14.66	AVG	

**REMARKS:**

- (1) Measurement Value = Reading Level + Correct Factor.
- (2) Margin Level = Measurement Value - Limit Value.



Test Mode	UNII-2C_TX AC(VHT80) Mode 5530 MHz	Polarization	Vertical
-----------	------------------------------------	--------------	----------

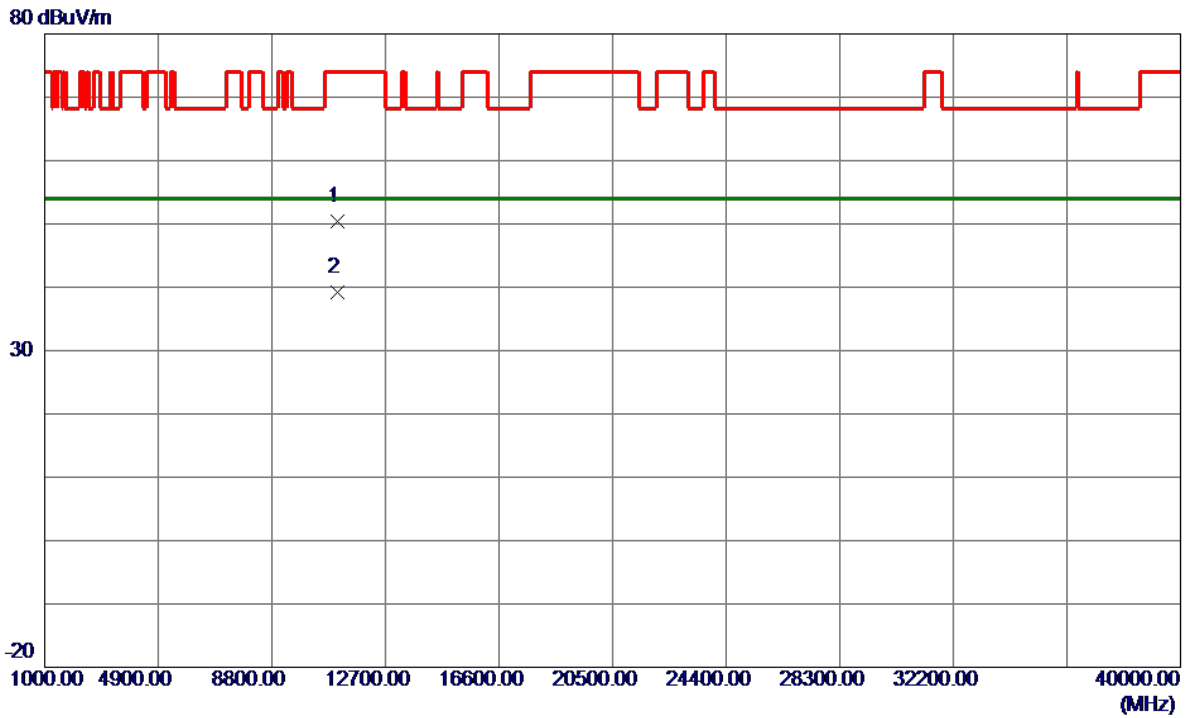


No.	Freq. MHz	Reading Level dBuV/m	Correct Factor dB	Measure ment dBuV/m	Limit dBuV/m	Margin dB	Detector	Comment
1	5460.0000	42.13	16.62	58.75	74.00	-15.25	Peak	
2	5460.0000	34.50	16.62	51.12	54.00	-2.88	AVG	
3	5470.0000	44.61	16.63	61.24	68.20	-6.96	Peak	
4 *	5528.4000	85.36	16.68	102.04	68.20	33.84	Peak	No Limit
5	5528.4000	78.42	16.68	95.10	999.00	-903.90	AVG	No Limit

**REMARKS:**

- (1) Measurement Value = Reading Level + Correct Factor.
- (2) Margin Level = Measurement Value - Limit Value.

Test Mode	UNII-2C_TX AC(VHT80) Mode 5530 MHz	Polarization	Vertical
-----------	------------------------------------	--------------	----------

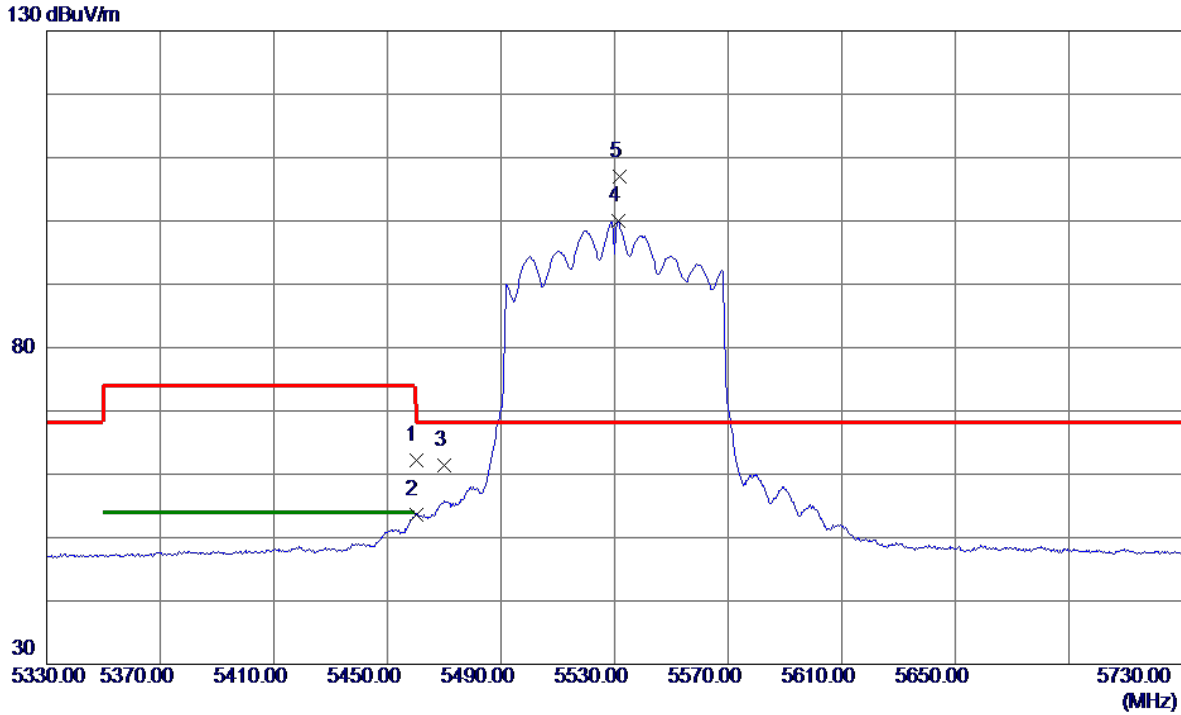


No.	Freq. MHz	Reading Level dBuV/m	Correct Factor dB	Measure ment dBuV/m	Limit dBuV/m	Margin dB	Detector	Comment
1	11060.0000	37.66	12.82	50.48	74.00	-23.52	Peak	
2 *	11060.0000	26.32	12.82	39.14	54.00	-14.86	AVG	

**REMARKS:**

- (1) Measurement Value = Reading Level + Correct Factor.
- (2) Margin Level = Measurement Value - Limit Value.

Test Mode	UNII-2C_TX AC(VHT80) Mode 5530 MHz	Polarization	Horizontal
-----------	------------------------------------	--------------	------------

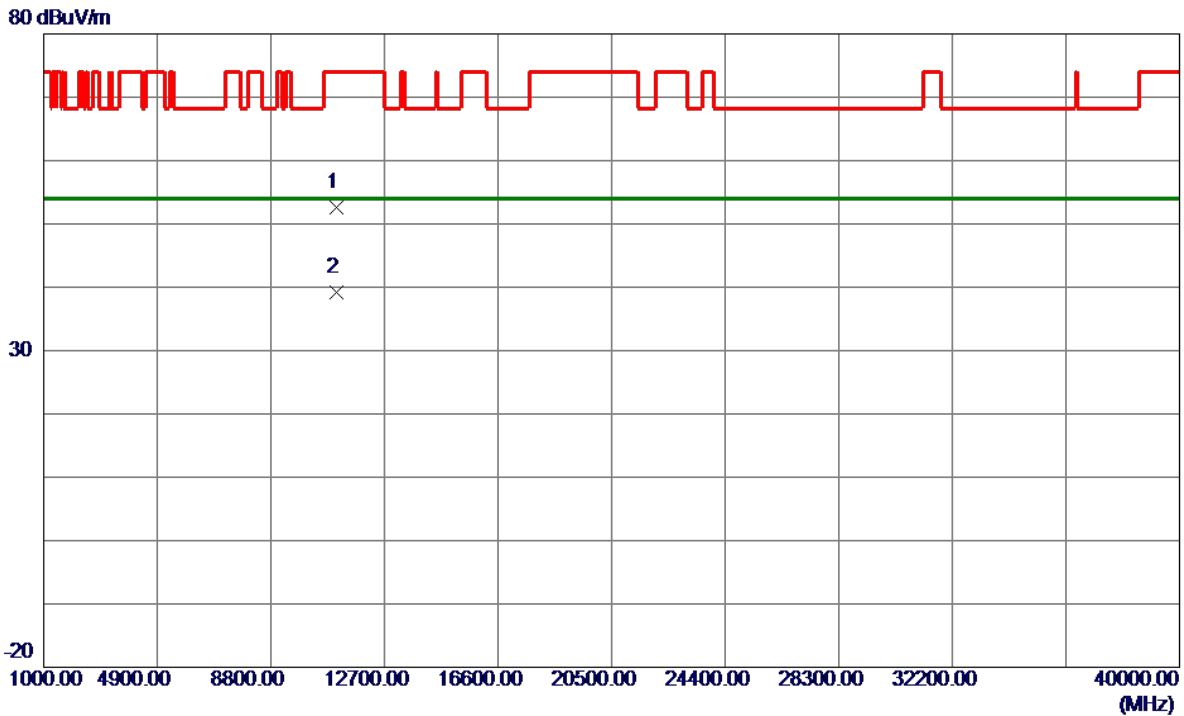


No.	Freq. MHz	Reading Level dBuV/m	Correct Factor dB	Measure ment dBuV/m	Limit dBuV/m	Margin dB	Detector	Comment
1	5460.0000	45.55	16.62	62.17	74.00	-11.83	Peak	
2	5460.0000	36.98	16.62	53.60	54.00	-0.40	AVG	
3	5470.0000	44.78	16.63	61.41	68.20	-6.79	Peak	
4	5531.2000	83.22	16.68	99.90	999.00	-899.10	AVG	No Limit
5 *	5531.6000	90.42	16.68	107.10	68.20	38.90	Peak	No Limit

**REMARKS:**

- (1) Measurement Value = Reading Level + Correct Factor.
- (2) Margin Level = Measurement Value - Limit Value.

Test Mode	UNII-2C_TX AC(VHT80) Mode 5530 MHz	Polarization	Horizontal
-----------	------------------------------------	--------------	------------

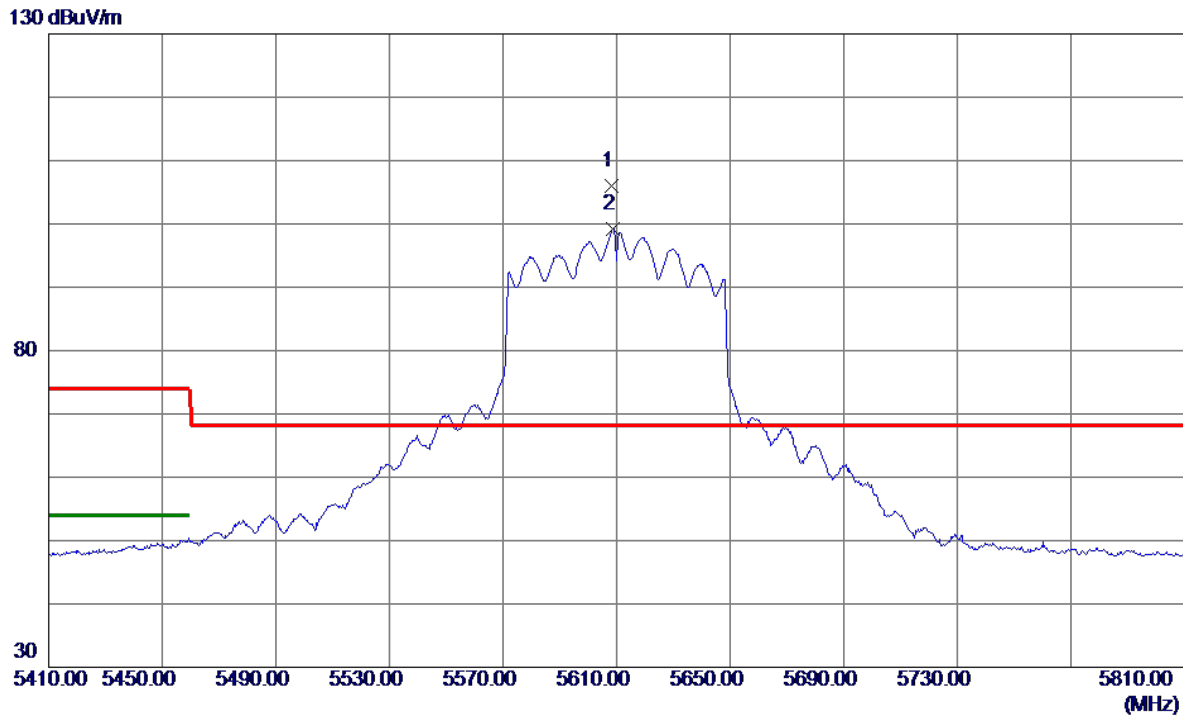


No.	Freq. MHz	Reading Level dBuV/m	Correct Factor dB	Measure ment dBuV/m	Limit dBuV/m	Margin dB	Detector	Comment
1	11060.0000	39.82	12.82	52.64	74.00	-21.36	Peak	
2 *	11060.0000	26.46	12.82	39.28	54.00	-14.72	AVG	

**REMARKS:**

- (1) Measurement Value = Reading Level + Correct Factor.
- (2) Margin Level = Measurement Value - Limit Value.

Test Mode	UNII-2C_TX AC(VHT80) Mode 5610 MHz	Polarization	Vertical
-----------	------------------------------------	--------------	----------

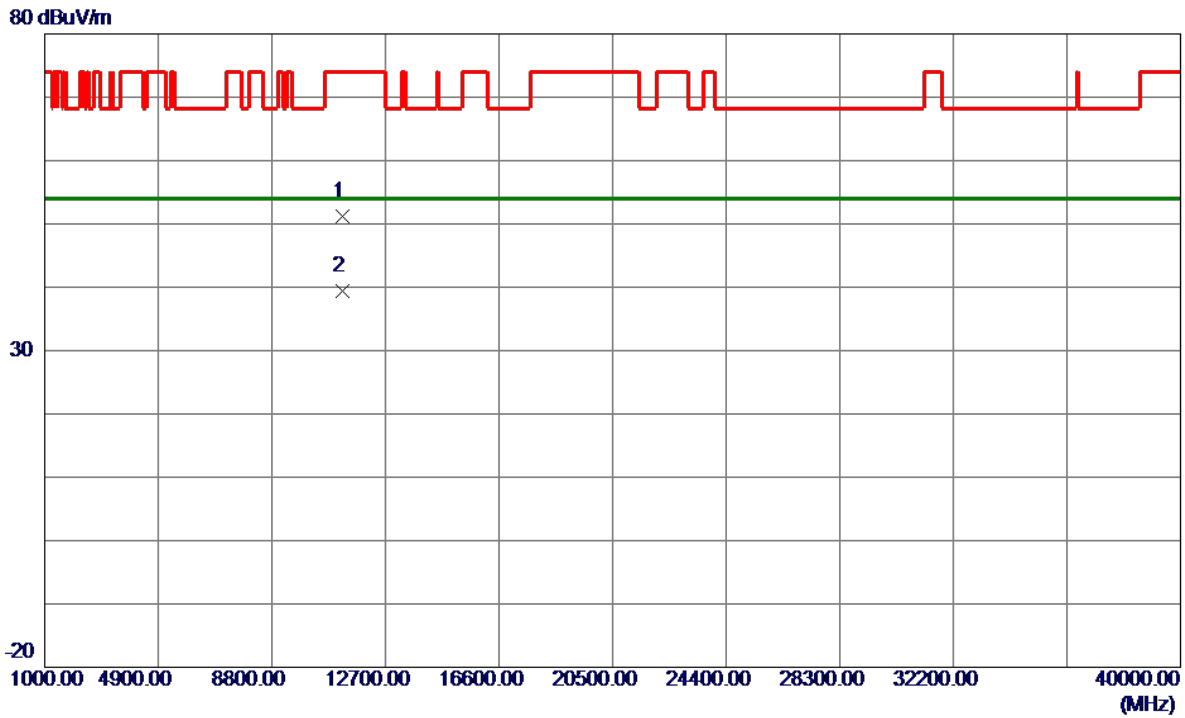


No.	Freq. MHz	Reading Level dBuV/m	Correct Factor dB	Measure ment dBuV/m	Limit dBuV/m	Margin dB	Detector	Comment
1 *	5608.4000	89.24	16.73	105.97	68.20	37.77	Peak	No Limit
2	5608.8000	82.54	16.73	99.27	999.00	-899.73	AVG	No Limit

**REMARKS:**

- (1) Measurement Value = Reading Level + Correct Factor.
- (2) Margin Level = Measurement Value - Limit Value.

Test Mode	UNII-2C_TX AC(VHT80) Mode 5610 MHz	Polarization	Vertical
-----------	------------------------------------	--------------	----------

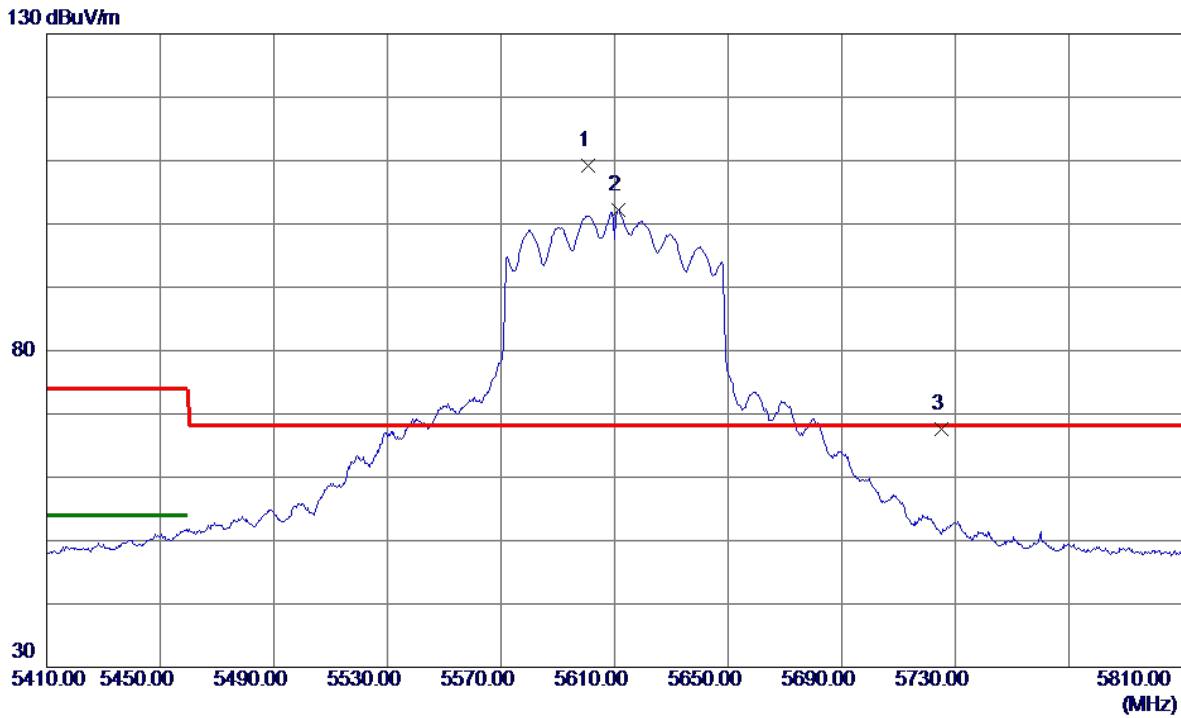


No.	Freq. MHz	Reading Level dBuV/m	Correct Factor dB	Measure ment dBuV/m	Limit dBuV/m	Margin dB	Detector	Comment
1	11220.0000	38.23	12.94	51.17	74.00	-22.83	Peak	
2 *	11220.0000	26.55	12.94	39.49	54.00	-14.51	AVG	

**REMARKS:**

- (1) Measurement Value = Reading Level + Correct Factor.
- (2) Margin Level = Measurement Value - Limit Value.

Test Mode	UNII-2C_TX AC(VHT80) Mode 5610 MHz	Polarization	Horizontal
-----------	------------------------------------	--------------	------------

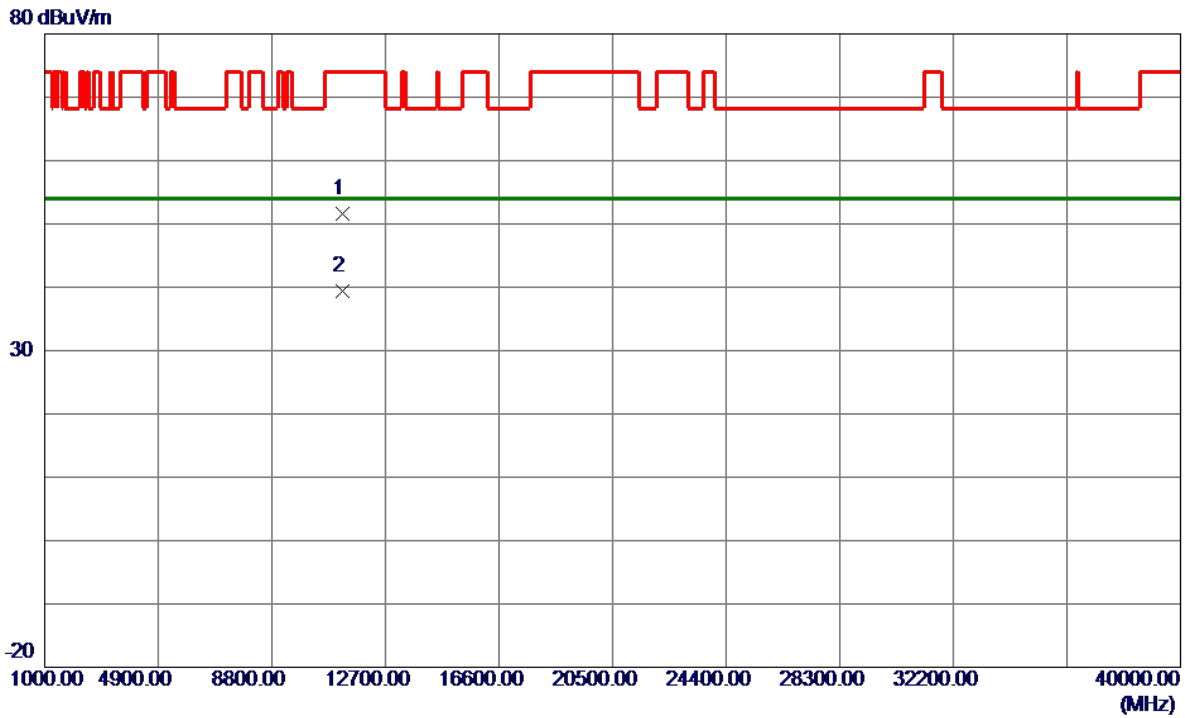


No.	Freq. MHz	Reading Level dBuV/m	Correct Factor dB	Measure ment dBuV/m	Limit dBuV/m	Margin dB	Detector	Comment
1 *	5600.8000	92.55	16.72	109.27	68.20	41.07	Peak	No Limit
2	5611.2000	85.53	16.73	102.26	999.00	-896.74	AVG	No Limit
3	5725.0000	50.84	16.80	67.64	68.20	-0.56	Peak	

REMARKS:

- (1) Measurement Value = Reading Level + Correct Factor.
- (2) Margin Level = Measurement Value - Limit Value.

Test Mode	UNII-2C_TX AC(VHT80) Mode 5610 MHz	Polarization	Horizontal
-----------	------------------------------------	--------------	------------



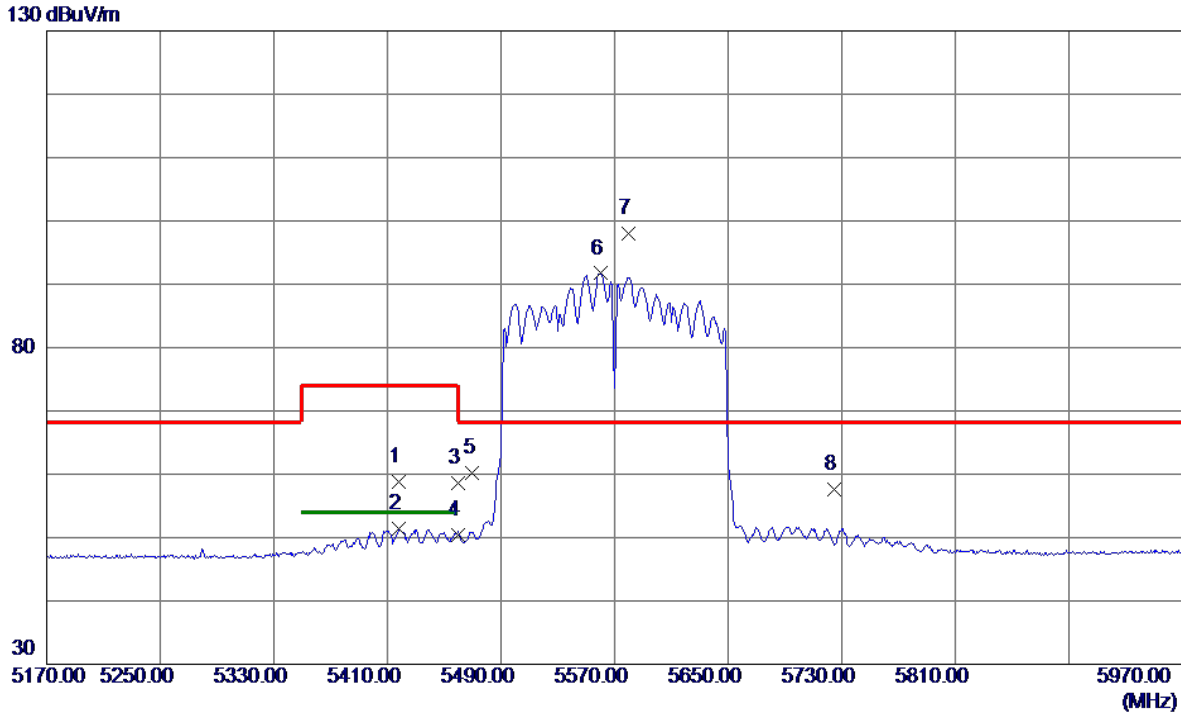
No.	Freq. MHz	Reading Level dBuV/m	Correct Factor dB	Measure ment dBuV/m	Limit dBuV/m	Margin dB	Detector	Comment
1	11220.0000	38.73	12.94	51.67	74.00	-22.33	Peak	
2 *	11220.0000	26.55	12.94	39.49	54.00	-14.51	AVG	

**REMARKS:**

- (1) Measurement Value = Reading Level + Correct Factor.
- (2) Margin Level = Measurement Value - Limit Value.



Test Mode	UNII-2C_TX AC(VHT160) Mode 5570 MHz	Polarization	Vertical
-----------	-------------------------------------	--------------	----------

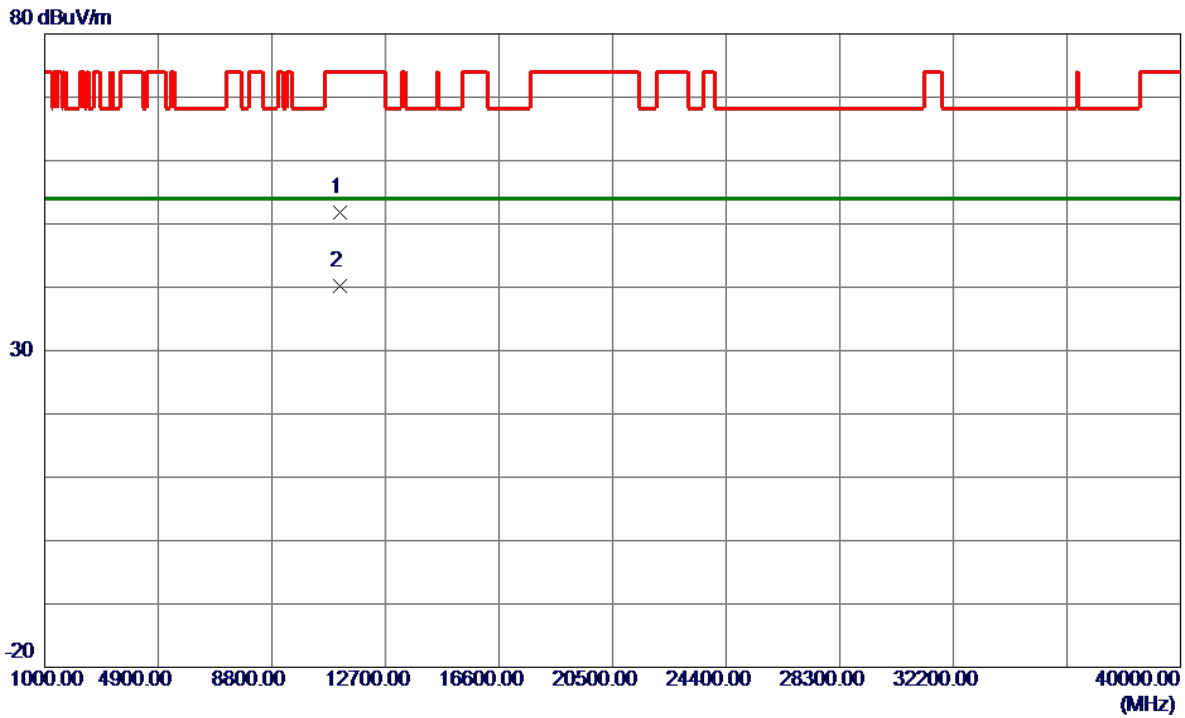


No.	Freq. MHz	Reading Level dBuV/m	Correct Factor dB	Measure ment dBuV/m	Limit dBuV/m	Margin dB	Detector	Comment
1	5418.0000	42.22	16.58	58.80	74.00	-15.20	Peak	
2	5418.0000	34.80	16.58	51.38	54.00	-2.62	AVG	
3	5460.0000	42.00	16.62	58.62	74.00	-15.38	Peak	
4	5460.0000	33.79	16.62	50.41	54.00	-3.59	AVG	
5	5470.0000	43.64	16.63	60.27	68.20	-7.93	Peak	
6	5560.4000	75.00	16.70	91.70	999.00	-907.30	AVG	No Limit
7 *	5579.6000	81.38	16.71	98.09	68.20	29.89	Peak	No Limit
8	5725.0000	40.82	16.80	57.62	68.20	-10.58	Peak	

**REMARKS:**

- (1) Measurement Value = Reading Level + Correct Factor.
- (2) Margin Level = Measurement Value - Limit Value.

Test Mode	UNII-2C_TX AC(VHT160) Mode 5570 MHz	Polarization	Vertical
-----------	-------------------------------------	--------------	----------

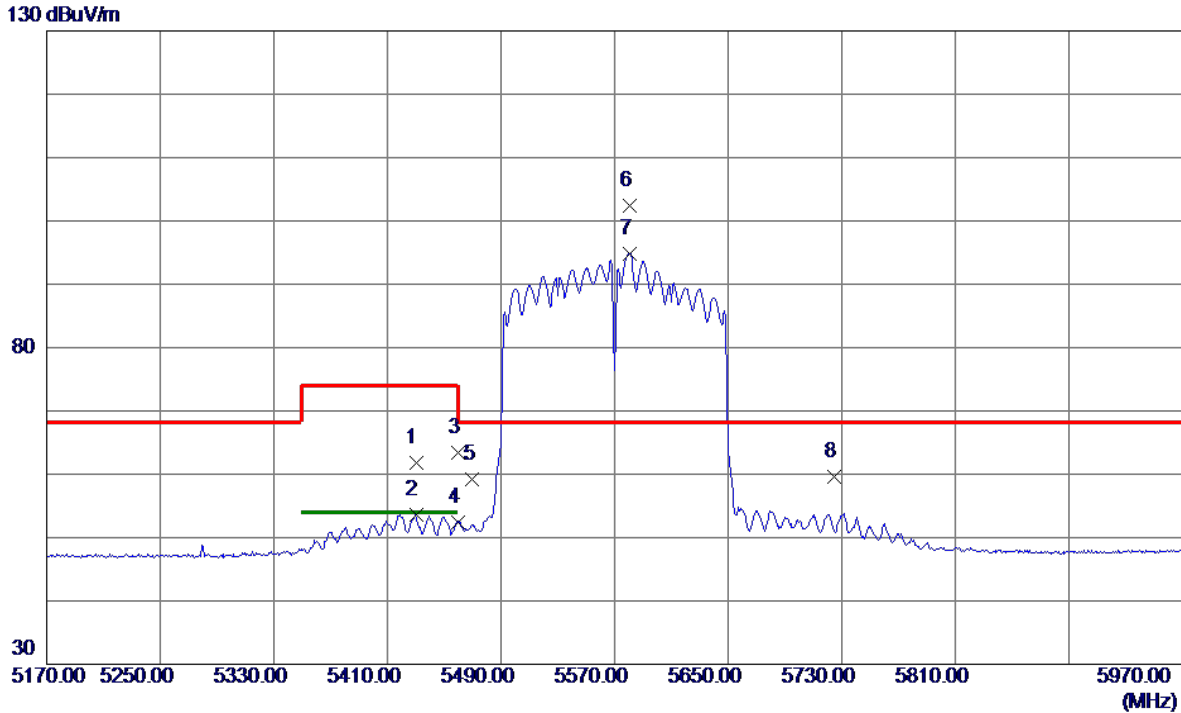


No.	Freq. MHz	Reading Level dBuV/m	Correct Factor dB	Measure ment dBuV/m	Limit dBuV/m	Margin dB	Detector	Comment
1	11139.0860	37.85	14.02	51.87	74.00	-22.13	Peak	
2 *	11140.4360	26.12	14.03	40.15	54.00	-13.85	AVG	

**REMARKS:**

- (1) Measurement Value = Reading Level + Correct Factor.
- (2) Margin Level = Measurement Value - Limit Value.

Test Mode	UNII-2C_TX AC(VHT160) Mode 5570 MHz	Polarization	Horizontal
-----------	-------------------------------------	--------------	------------

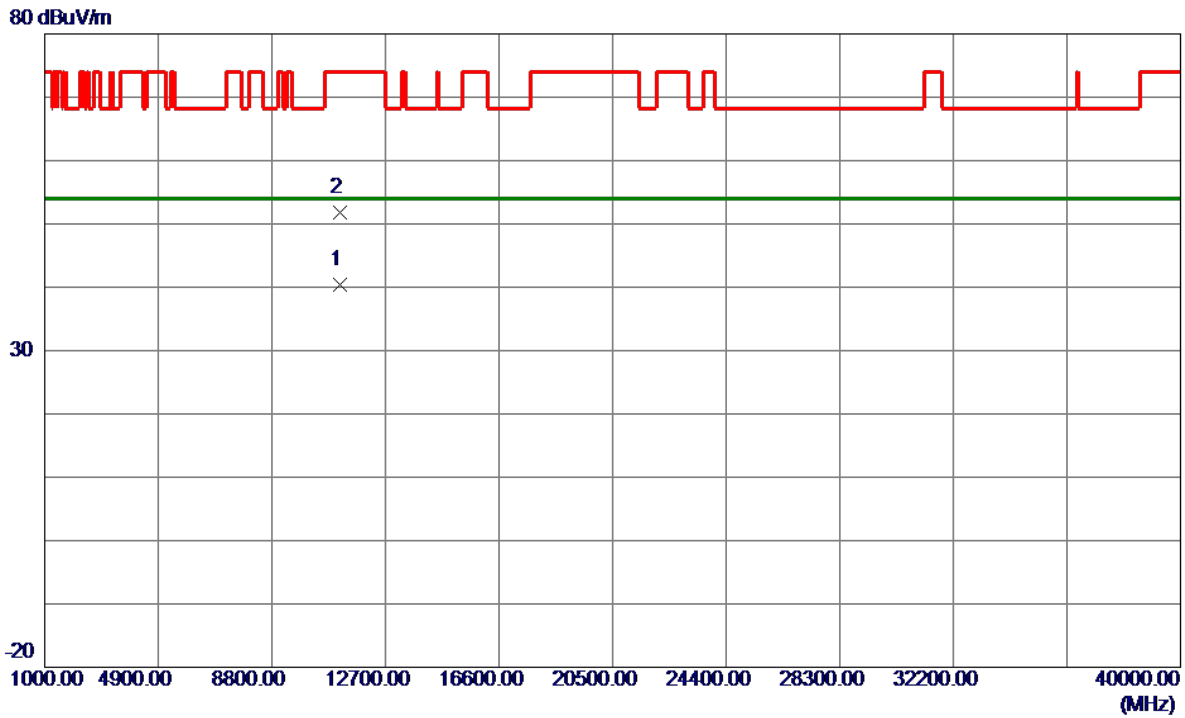


No.	Freq. MHz	Reading Level dBuV/m	Correct Factor dB	Measure ment dBuV/m	Limit dBuV/m	Margin dB	Detector	Comment
1	5430.0000	45.13	16.59	61.72	74.00	-12.28	Peak	
2	5430.0000	37.08	16.59	53.67	54.00	-0.33	AVG	
3	5460.0000	46.73	16.62	63.35	74.00	-10.65	Peak	
4	5460.0000	35.69	16.62	52.31	54.00	-1.69	AVG	
5	5470.0000	42.52	16.63	59.15	68.20	-9.05	Peak	
6 *	5580.4000	85.68	16.71	102.39	68.20	34.19	Peak	No Limit
7	5580.4000	78.18	16.71	94.89	999.00	-904.11	AVG	No Limit
8	5725.0000	42.76	16.80	59.56	68.20	-8.64	Peak	

**REMARKS:**

- (1) Measurement Value = Reading Level + Correct Factor.
- (2) Margin Level = Measurement Value - Limit Value.

Test Mode	UNII-2C_TX AC(VHT160) Mode 5570 MHz	Polarization	Horizontal
-----------	-------------------------------------	--------------	------------

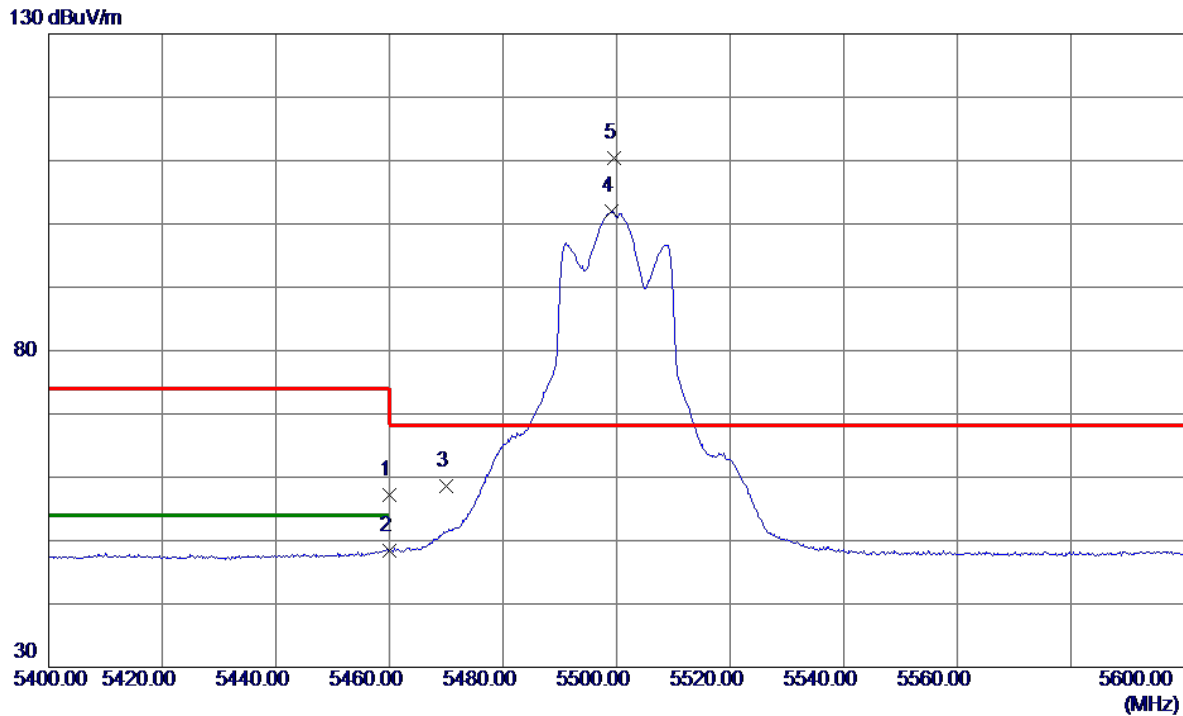


No.	Freq. MHz	Reading Level dBuV/m	Correct Factor dB	Measure ment dBuV/m	Limit dBuV/m	Margin dB	Detector	Comment
1 *	11139.1460	26.30	14.02	40.32	54.00	-13.68	AVG	
2	11140.6360	37.77	14.03	51.80	74.00	-22.20	Peak	

**REMARKS:**

- (1) Measurement Value = Reading Level + Correct Factor.
- (2) Margin Level = Measurement Value - Limit Value.

Test Mode	UNII-2C_TX AX(HE20) Mode 5500 MHz	Polarization	Vertical
-----------	-----------------------------------	--------------	----------

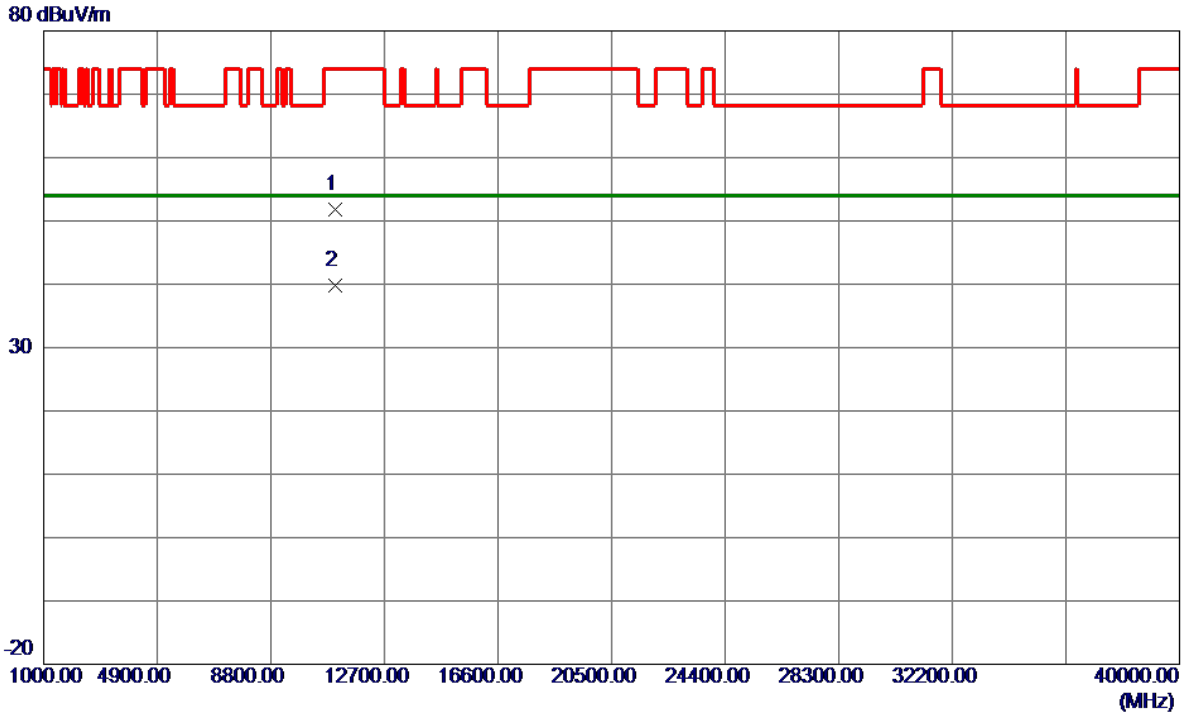


No.	Freq. MHz	Reading Level dBuV/m	Correct Factor dB	Measure ment dBuV/m	Limit dBuV/m	Margin dB	Detector	Comment
1	5460.0000	40.51	16.62	57.13	74.00	-16.87	Peak	
2	5460.0000	31.81	16.62	48.43	54.00	-5.57	AVG	
3	5470.0000	41.93	16.63	58.56	68.20	-9.64	Peak	
4	5499.2000	85.40	16.66	102.06	999.00	-896.94	AVG	No Limit
5 *	5499.6000	93.65	16.66	110.31	68.20	42.11	Peak	No Limit

**REMARKS:**

- (1) Measurement Value = Reading Level + Correct Factor.
- (2) Margin Level = Measurement Value - Limit Value.

Test Mode	UNII-2C_TX AX(HE20) Mode 5500 MHz	Polarization	Vertical
-----------	-----------------------------------	--------------	----------

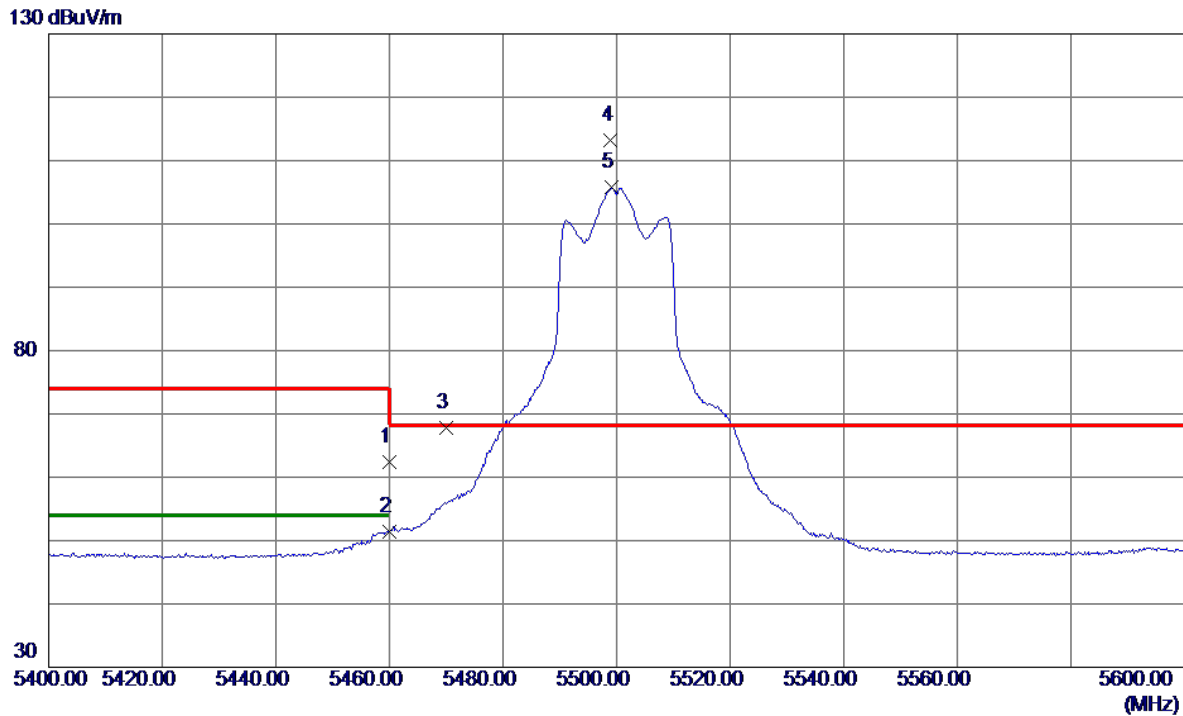


No.	Freq. MHz	Reading Level dBuV/m	Correct Factor dB	Measure ment dBuV/m	Limit dBuV/m	Margin dB	Detector	Comment
1	10999.2260	38.00	13.78	51.78	74.00	-22.22	Peak	
2 *	11000.5460	26.06	13.78	39.84	54.00	-14.16	AVG	

**REMARKS:**

- (1) Measurement Value = Reading Level + Correct Factor.
- (2) Margin Level = Measurement Value - Limit Value.

Test Mode	UNII-2C_TX AX(HE20) Mode 5500 MHz	Polarization	Horizontal
-----------	-----------------------------------	--------------	------------

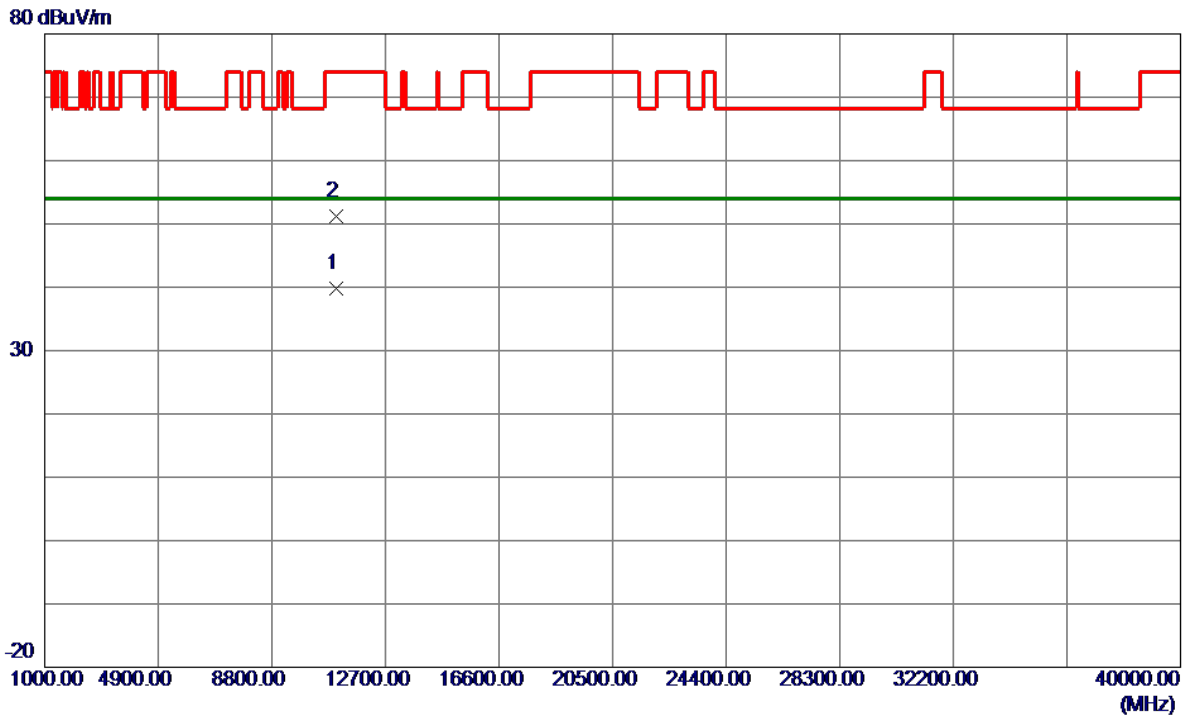


No.	Freq. MHz	Reading Level dBuV/m	Correct Factor dB	Measure ment dBuV/m	Limit dBuV/m	Margin dB	Detector	Comment
1	5460.0000	45.83	16.62	62.45	74.00	-11.55	Peak	
2	5460.0000	34.82	16.62	51.44	54.00	-2.56	AVG	
3	5470.0000	51.13	16.63	67.76	68.20	-0.44	Peak	
4 *	5499.0000	96.56	16.66	113.22	68.20	45.02	Peak	No Limit
5	5499.2000	89.07	16.66	105.73	999.00	-893.27	AVG	No Limit

**REMARKS:**

- (1) Measurement Value = Reading Level + Correct Factor.
- (2) Margin Level = Measurement Value - Limit Value.

Test Mode	UNII-2C_TX AX(HE20) Mode 5500 MHz	Polarization	Horizontal
-----------	-----------------------------------	--------------	------------

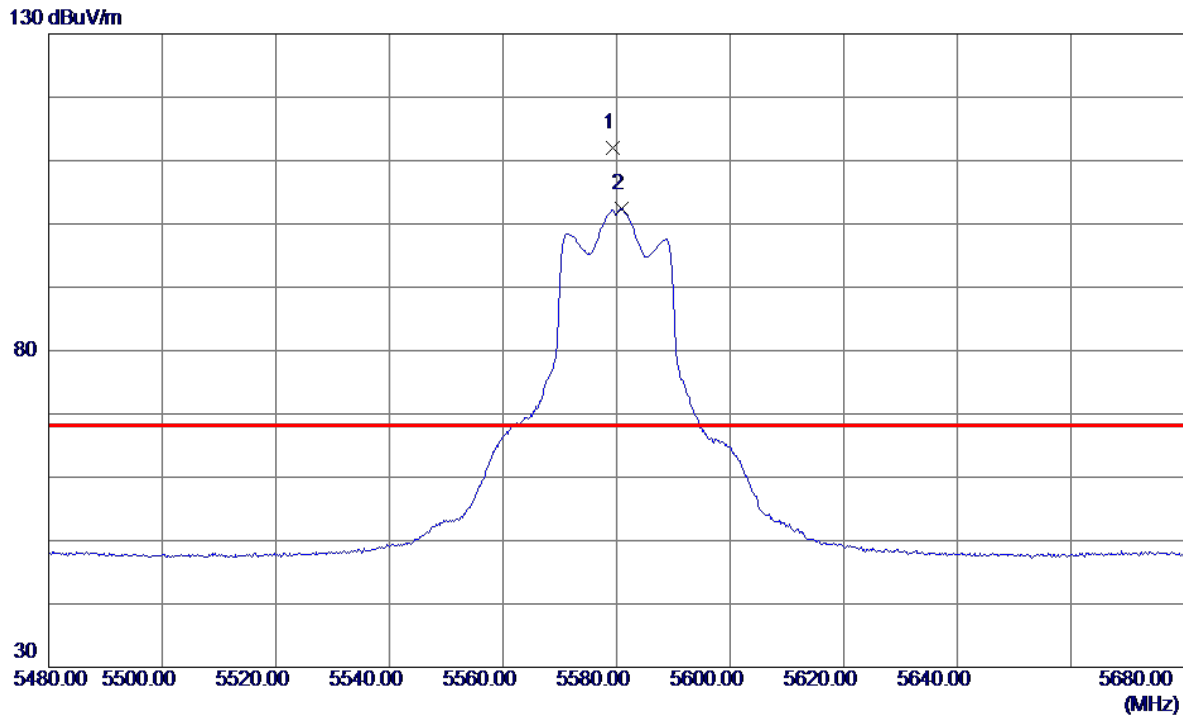


No.	Freq. MHz	Reading Level dBuV/m	Correct Factor dB	Measure ment dBuV/m	Limit dBuV/m	Margin dB	Detector	Comment
1 *	10999.2520	26.03	13.78	39.81	54.00	-14.19	AVG	
2	11000.8440	37.44	13.78	51.22	74.00	-22.78	Peak	

REMARKS:  
 (1) Measurement Value = Reading Level + Correct Factor.  
 (2) Margin Level = Measurement Value - Limit Value.



Test Mode	UNII-2C_TX AX(HE20) Mode 5580 MHz	Polarization	Vertical
-----------	-----------------------------------	--------------	----------

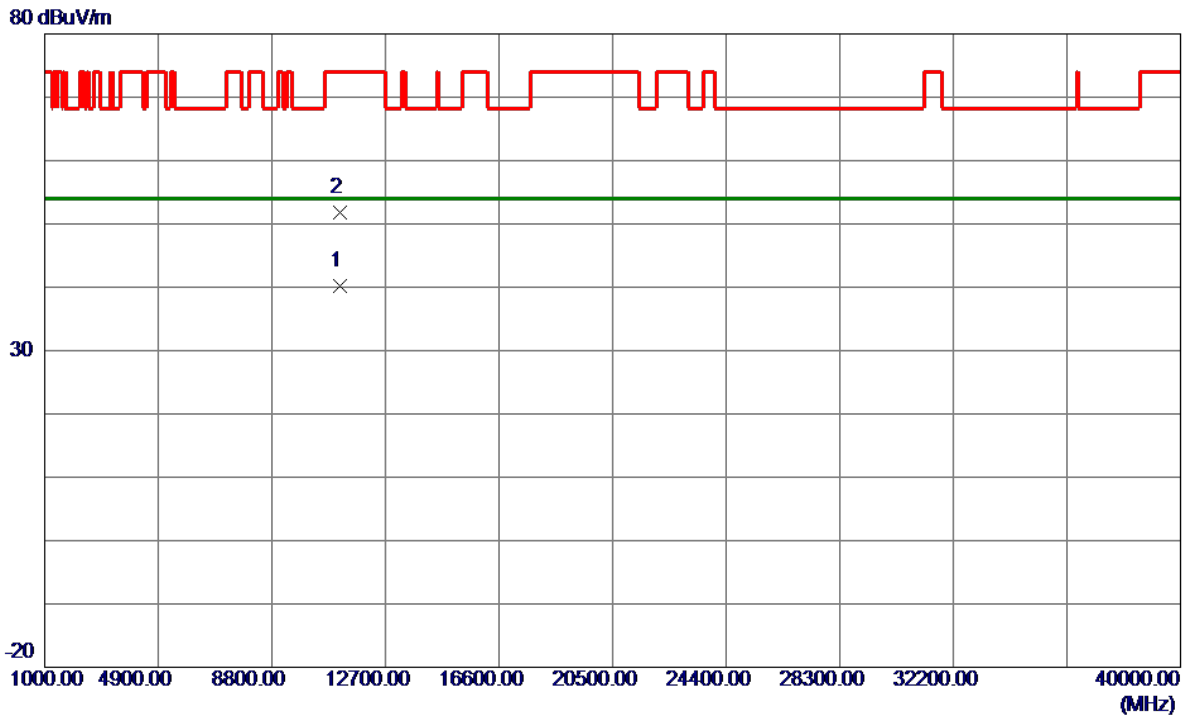


No.	Freq. MHz	Reading Level dBuV/m	Correct Factor dB	Measure ment dBuV/m	Limit dBuV/m	Margin dB	Detector	Comment
1 *	5579.4000	95.38	16.71	112.09	68.20	43.89	Peak	No Limit
2	5580.8000	85.69	16.71	102.40	999.00	-896.60	AVG	No Limit

**REMARKS:**

- (1) Measurement Value = Reading Level + Correct Factor.
- (2) Margin Level = Measurement Value - Limit Value.

Test Mode	UNII-2C_TX AX(HE20) Mode 5580 MHz	Polarization	Vertical
-----------	-----------------------------------	--------------	----------

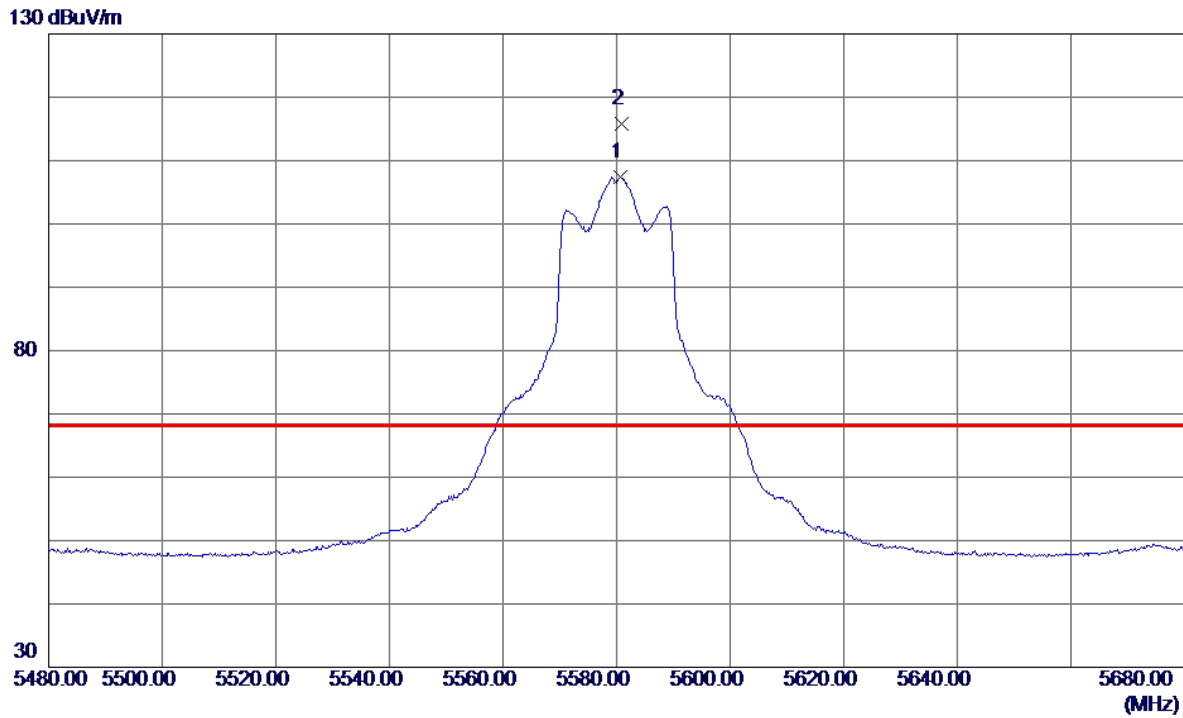


No.	Freq. MHz	Reading Level dBuV/m	Correct Factor dB	Measure ment dBuV/m	Limit dBuV/m	Margin dB	Detector	Comment
1 *	11159.5660	26.14	14.06	40.20	54.00	-13.80	AVG	
2	11159.9540	37.68	14.06	51.74	74.00	-22.26	Peak	

**REMARKS:**

- (1) Measurement Value = Reading Level + Correct Factor.
- (2) Margin Level = Measurement Value - Limit Value.

Test Mode	UNII-2C_TX AX(HE20) Mode 5580 MHz	Polarization	Horizontal
-----------	-----------------------------------	--------------	------------

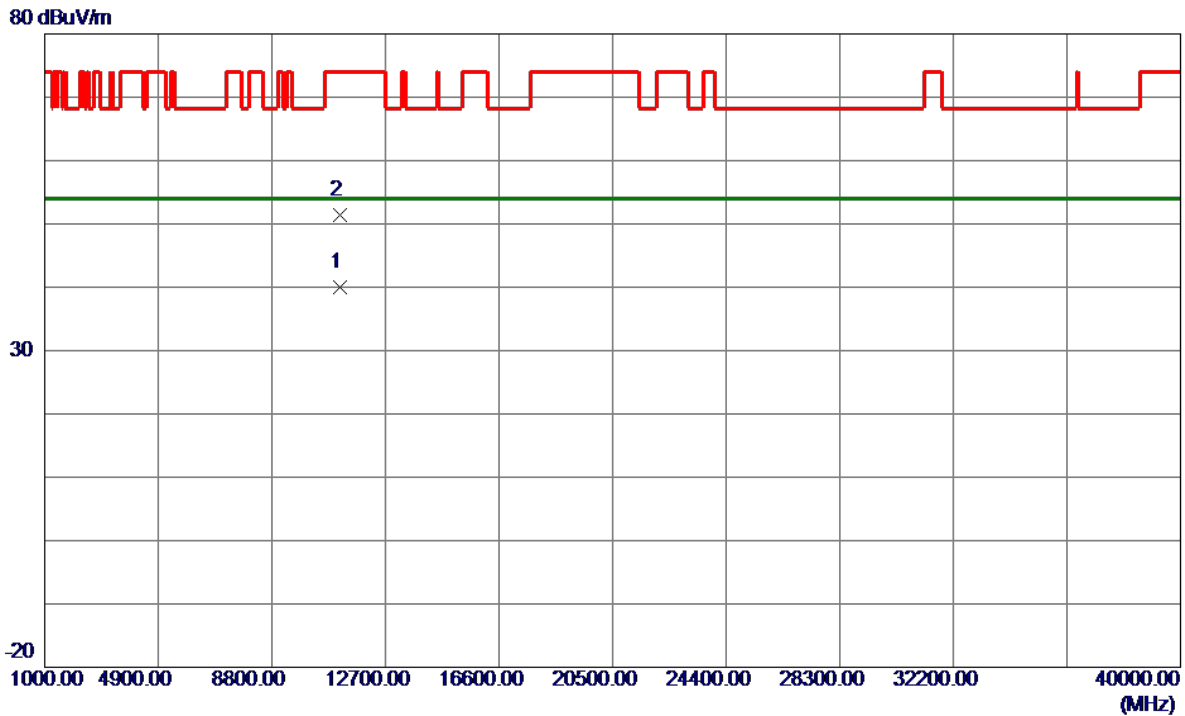


No.	Freq. MHz	Reading Level dBuV/m	Correct Factor dB	Measure ment dBuV/m	Limit dBuV/m	Margin dB	Detector	Comment
1	5580.6000	90.71	16.71	107.42	999.00	-891.58	AVG	No Limit
2 *	5580.8000	99.15	16.71	115.86	68.20	47.66	Peak	No Limit

**REMARKS:**

- (1) Measurement Value = Reading Level + Correct Factor.
- (2) Margin Level = Measurement Value - Limit Value.

Test Mode	UNII-2C_TX AX(HE20) Mode 5580 MHz	Polarization	Horizontal
-----------	-----------------------------------	--------------	------------

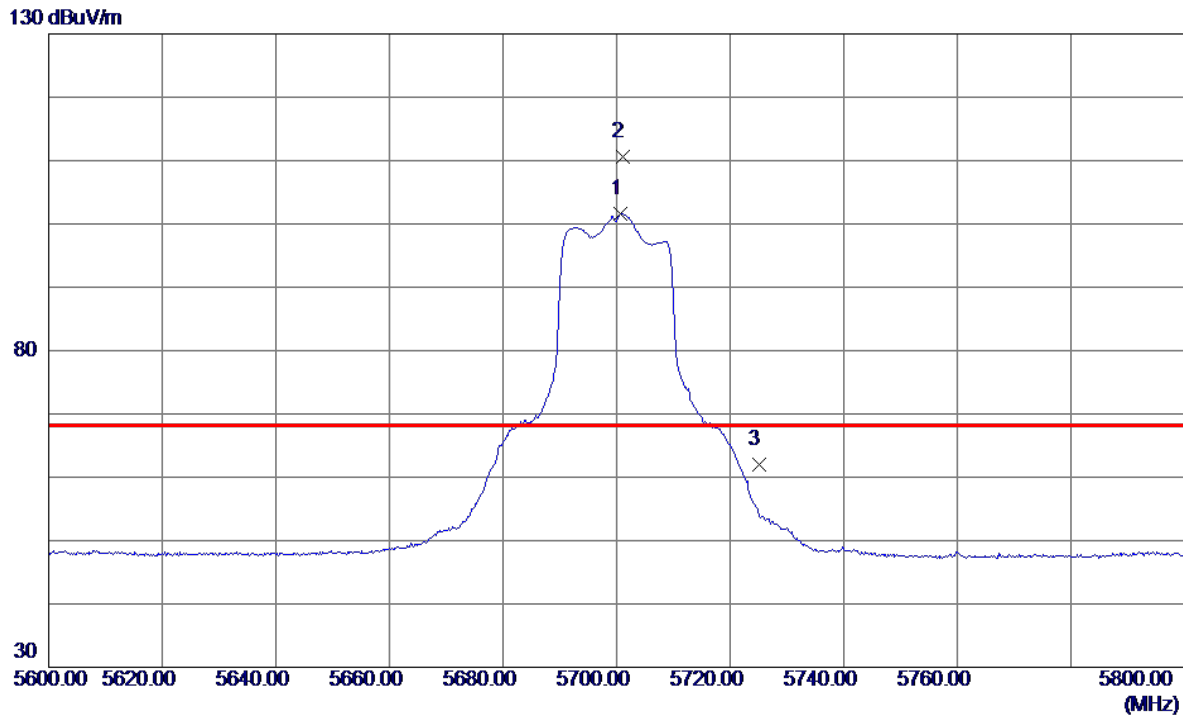


No.	Freq. MHz	Reading Level dBuV/m	Correct Factor dB	Measure ment dBuV/m	Limit dBuV/m	Margin dB	Detector	Comment
1 *	11159.1820	25.94	14.06	40.00	54.00	-14.00	AVG	
2	11160.3580	37.30	14.06	51.36	74.00	-22.64	Peak	

**REMARKS:**

- (1) Measurement Value = Reading Level + Correct Factor.
- (2) Margin Level = Measurement Value - Limit Value.

Test Mode	UNII-2C_TX AX(HE20) Mode 5700 MHz	Polarization	Vertical
-----------	-----------------------------------	--------------	----------

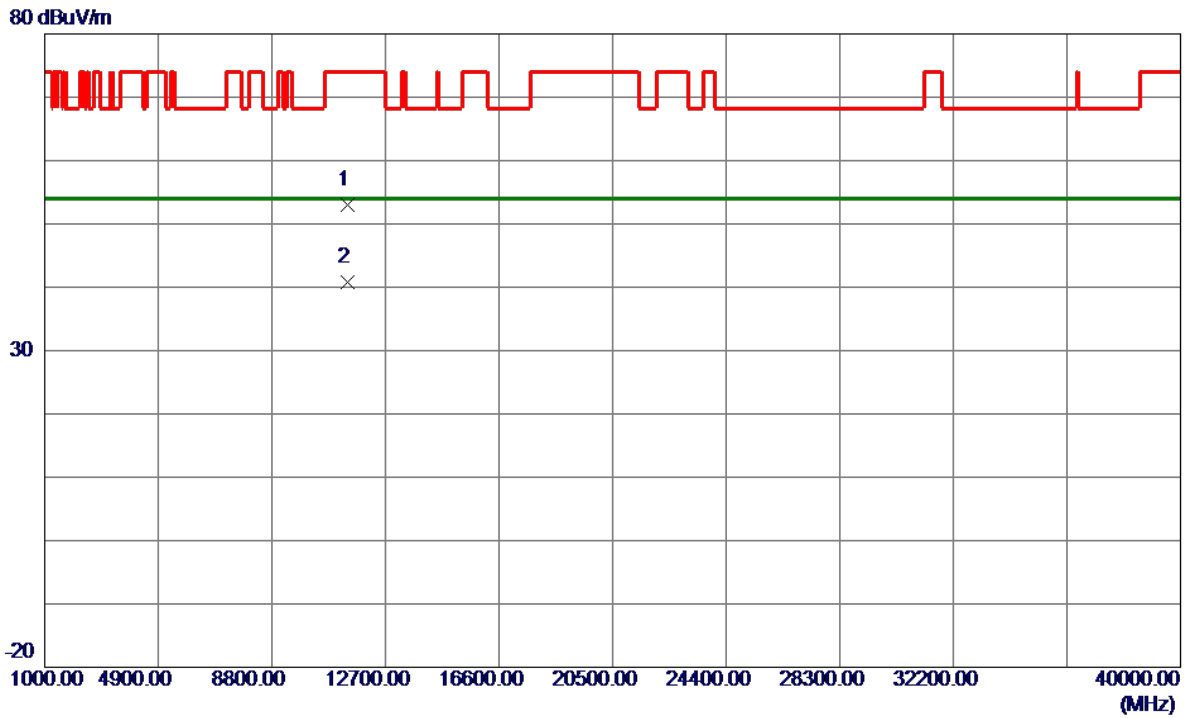


No.	Freq. MHz	Reading Level dBuV/m	Correct Factor dB	Measure ment dBuV/m	Limit dBuV/m	Margin dB	Detector	Comment
1	5700.6000	84.88	16.78	101.66	999.00	-897.34	AVG	No Limit
2 *	5701.0000	93.77	16.78	110.55	68.20	42.35	Peak	No Limit
3	5725.0000	45.22	16.80	62.02	68.20	-6.18	Peak	

**REMARKS:**

- (1) Measurement Value = Reading Level + Correct Factor.
- (2) Margin Level = Measurement Value - Limit Value.

Test Mode	UNII-2C_TX AX(HE20) Mode 5700 MHz	Polarization	Vertical
-----------	-----------------------------------	--------------	----------

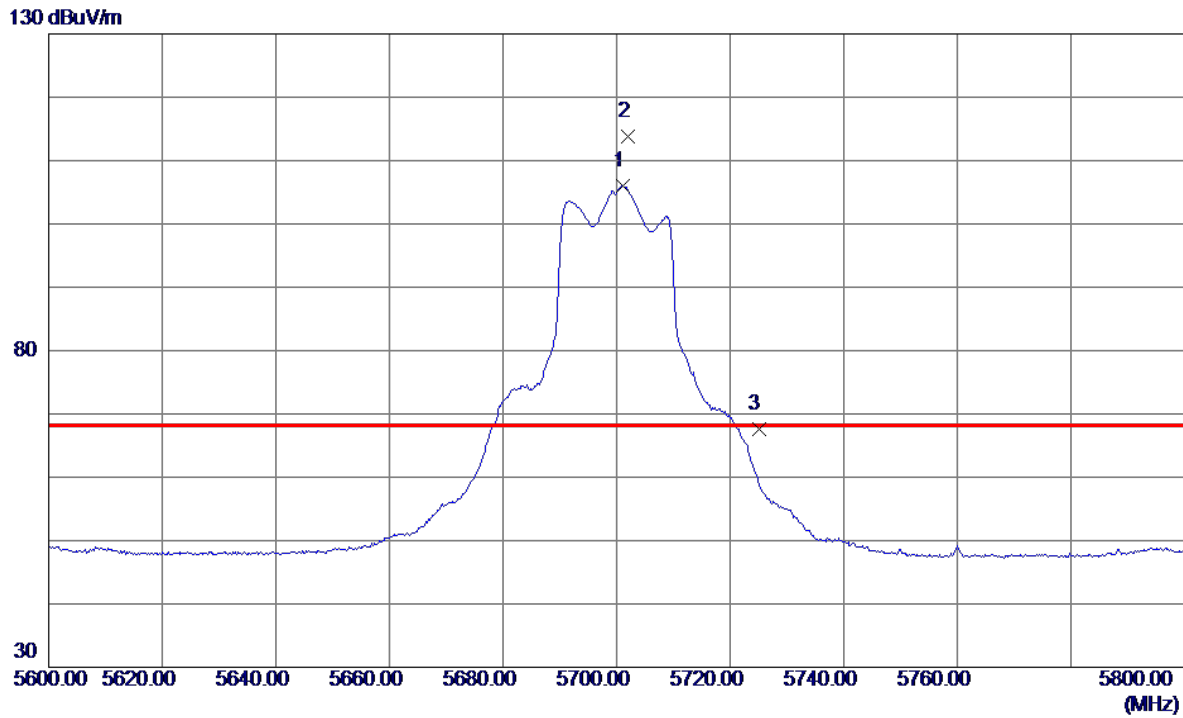


No.	Freq. MHz	Reading Level dBuV/m	Correct Factor dB	Measure ment dBuV/m	Limit dBuV/m	Margin dB	Detector	Comment
1	11399.1980	38.47	14.48	52.95	74.00	-21.05	Peak	
2 *	11400.8179	26.28	14.48	40.76	54.00	-13.24	AVG	

**REMARKS:**

- (1) Measurement Value = Reading Level + Correct Factor.
- (2) Margin Level = Measurement Value - Limit Value.

Test Mode	UNII-2C_TX AX(HE20) Mode 5700 MHz	Polarization	Horizontal
-----------	-----------------------------------	--------------	------------

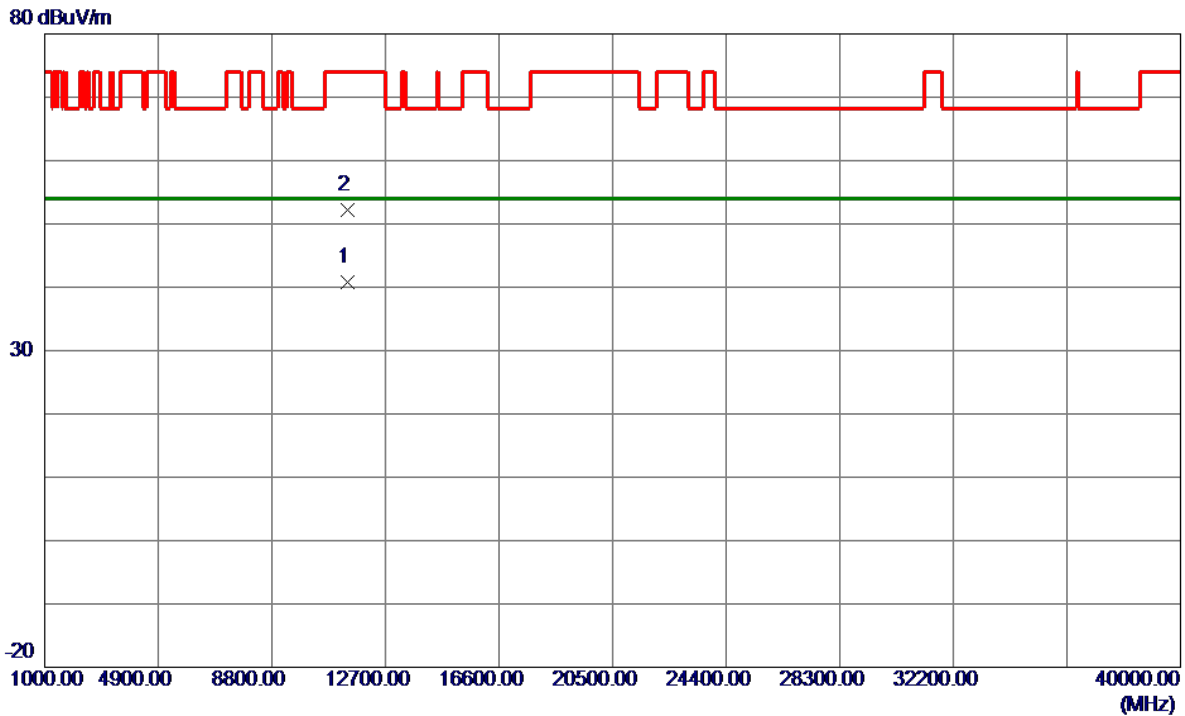


No.	Freq. MHz	Reading Level dBuV/m	Correct Factor dB	Measure ment dBuV/m	Limit dBuV/m	Margin dB	Detector	Comment
1	5701.2000	89.26	16.78	106.04	999.00	-892.96	AVG	No Limit
2 *	5702.0000	97.02	16.78	113.80	68.20	45.60	Peak	No Limit
3	5725.0000	50.73	16.80	67.53	68.20	-0.67	Peak	

**REMARKS:**

- (1) Measurement Value = Reading Level + Correct Factor.
- (2) Margin Level = Measurement Value - Limit Value.

Test Mode	UNII-2C_TX AX(HE20) Mode 5700 MHz	Polarization	Horizontal
-----------	-----------------------------------	--------------	------------



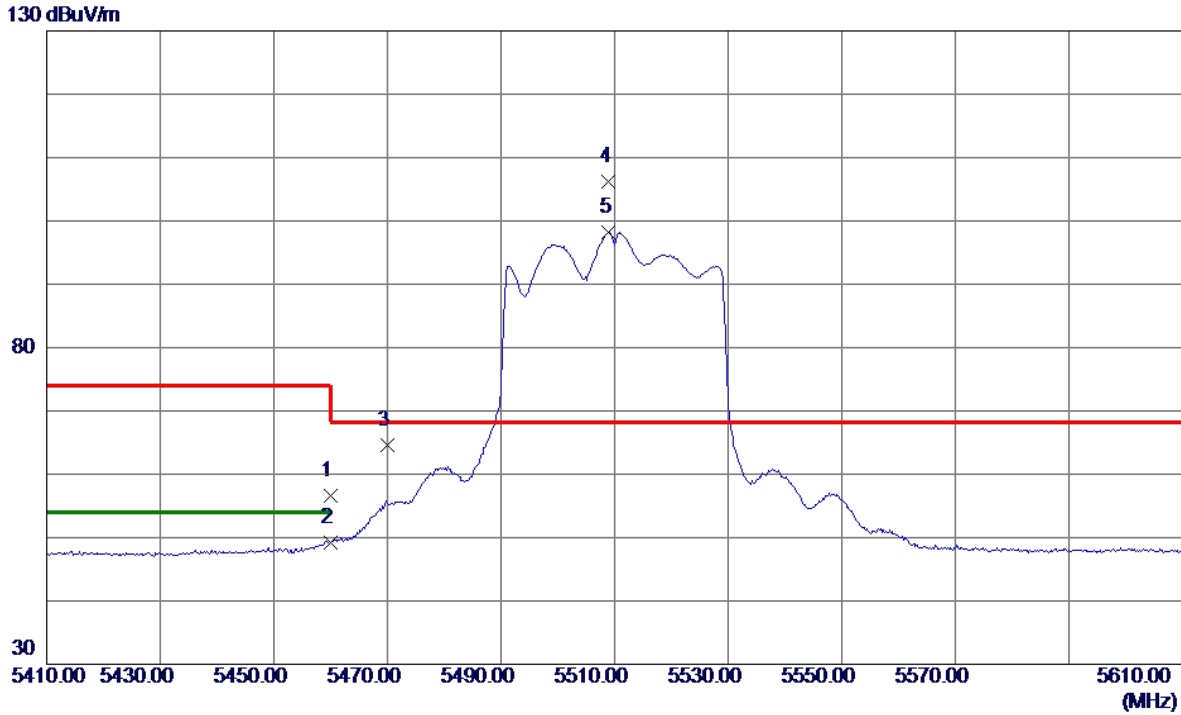
No.	Freq. MHz	Reading Level dBuV/m	Correct Factor dB	Measure ment dBuV/m	Limit dBuV/m	Margin dB	Detector	Comment
1 *	11399.4680	26.40	14.48	40.88	54.00	-13.12	AVG	
2	11400.9160	37.68	14.48	52.16	74.00	-21.84	Peak	

**REMARKS:**

- (1) Measurement Value = Reading Level + Correct Factor.
- (2) Margin Level = Measurement Value - Limit Value.



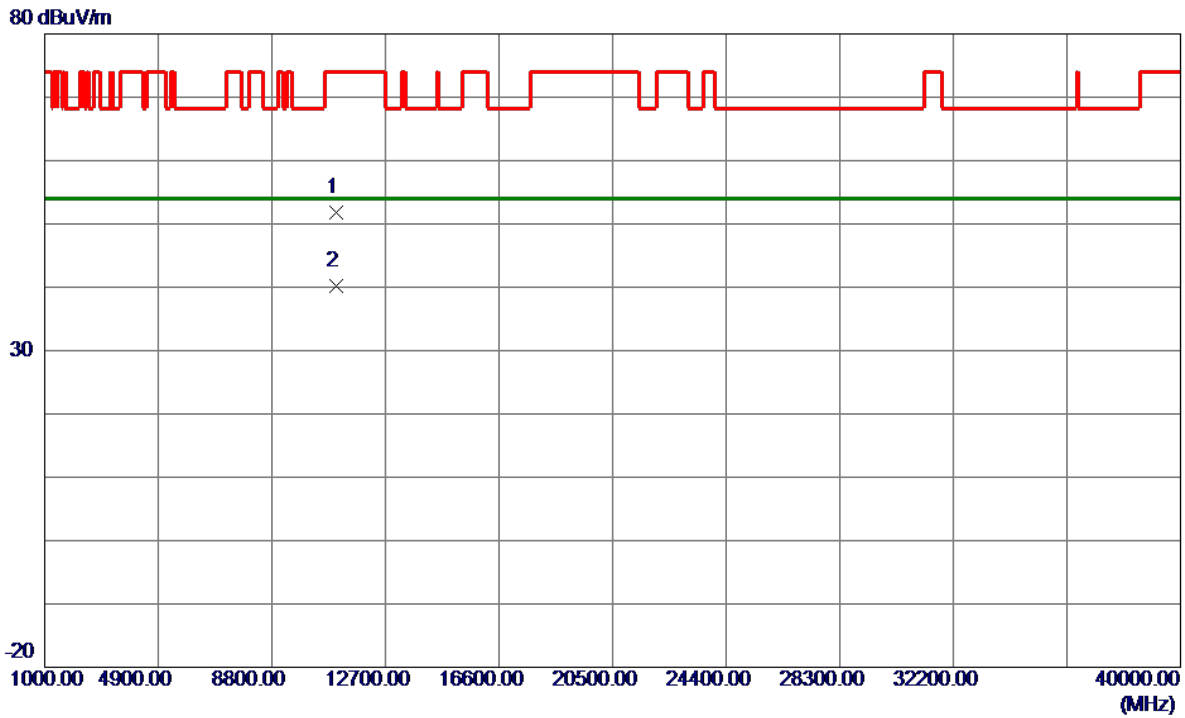
Test Mode	UNII-2C_TX AX(HE40) Mode 5510 MHz	Polarization	Vertical
-----------	-----------------------------------	--------------	----------



No.	Freq. MHz	Reading Level dBuV/m	Correct Factor dB	Measure ment dBuV/m	Limit dBuV/m	Margin dB	Detector	Comment
1	5460.0000	39.93	16.62	56.55	74.00	-17.45	Peak	
2	5460.0000	32.49	16.62	49.11	54.00	-4.89	AVG	
3	5470.0000	48.03	16.63	64.66	68.20	-3.54	Peak	
4 *	5509.0000	89.55	16.67	106.22	68.20	38.02	Peak	No Limit
5	5509.0000	81.52	16.67	98.19	999.00	-900.81	AVG	No Limit

REMARKS:  
 (1) Measurement Value = Reading Level + Correct Factor.  
 (2) Margin Level = Measurement Value - Limit Value.

Test Mode	UNII-2C_TX AX(HE40) Mode 5510 MHz	Polarization	Vertical
-----------	-----------------------------------	--------------	----------

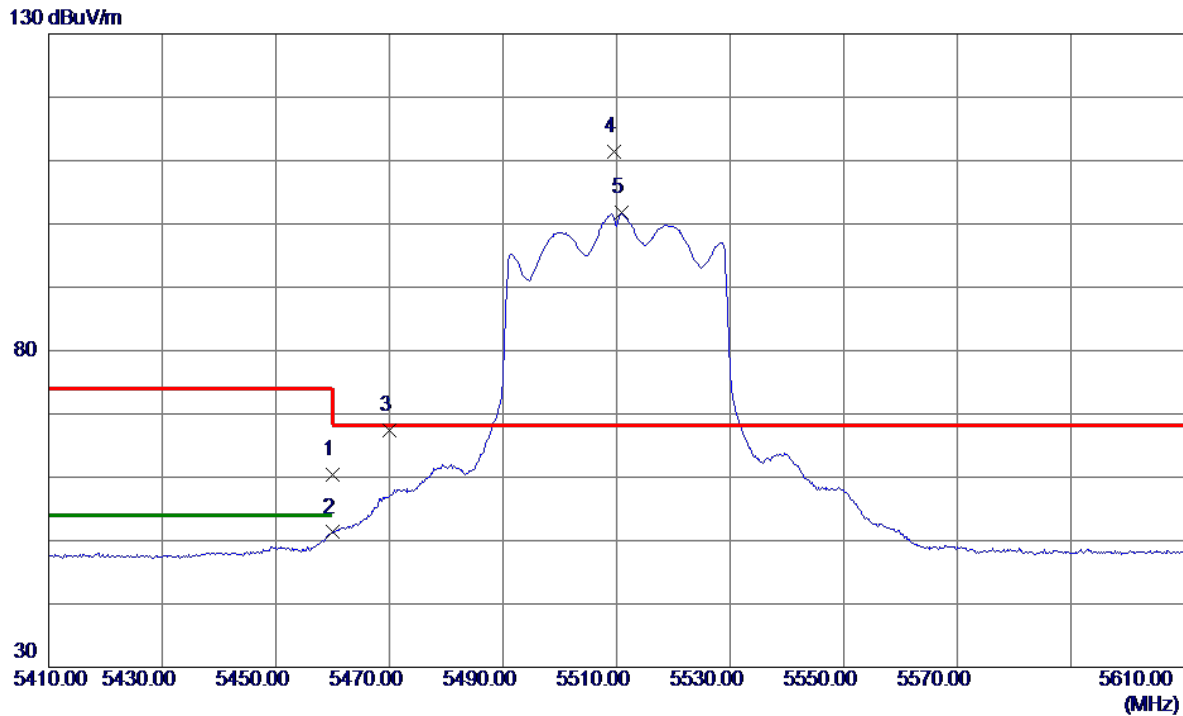


No.	Freq. MHz	Reading Level dBuV/m	Correct Factor dB	Measure ment dBuV/m	Limit dBuV/m	Margin dB	Detector	Comment
1	11019.0640	38.01	13.81	51.82	74.00	-22.18	Peak	
2 *	11020.4280	26.31	13.82	40.13	54.00	-13.87	AVG	

**REMARKS:**

- (1) Measurement Value = Reading Level + Correct Factor.
- (2) Margin Level = Measurement Value - Limit Value.

Test Mode	UNII-2C_TX AX(HE40) Mode 5510 MHz	Polarization	Horizontal
-----------	-----------------------------------	--------------	------------

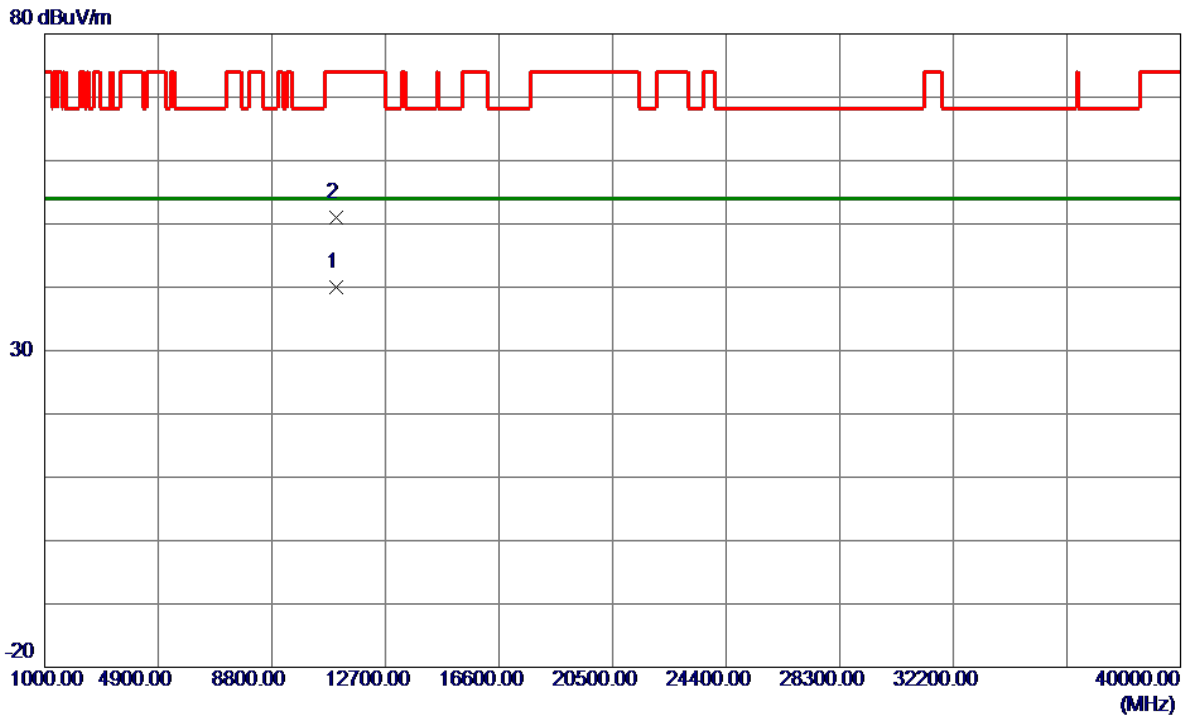


No.	Freq. MHz	Reading Level dBuV/m	Correct Factor dB	Measure ment dBuV/m	Limit dBuV/m	Margin dB	Detector	Comment
1	5460.0000	43.76	16.62	60.38	74.00	-13.62	Peak	
2	5460.0000	34.68	16.62	51.30	54.00	-2.70	AVG	
3	5470.0000	50.78	16.63	67.41	68.20	-0.79	Peak	
4 *	5509.6000	94.67	16.67	111.34	68.20	43.14	Peak	No Limit
5	5510.8000	85.05	16.67	101.72	999.00	-897.28	AVG	No Limit

**REMARKS:**

- (1) Measurement Value = Reading Level + Correct Factor.
- (2) Margin Level = Measurement Value - Limit Value.

Test Mode	UNII-2C_TX AX(HE40) Mode 5510 MHz	Polarization	Horizontal
-----------	-----------------------------------	--------------	------------

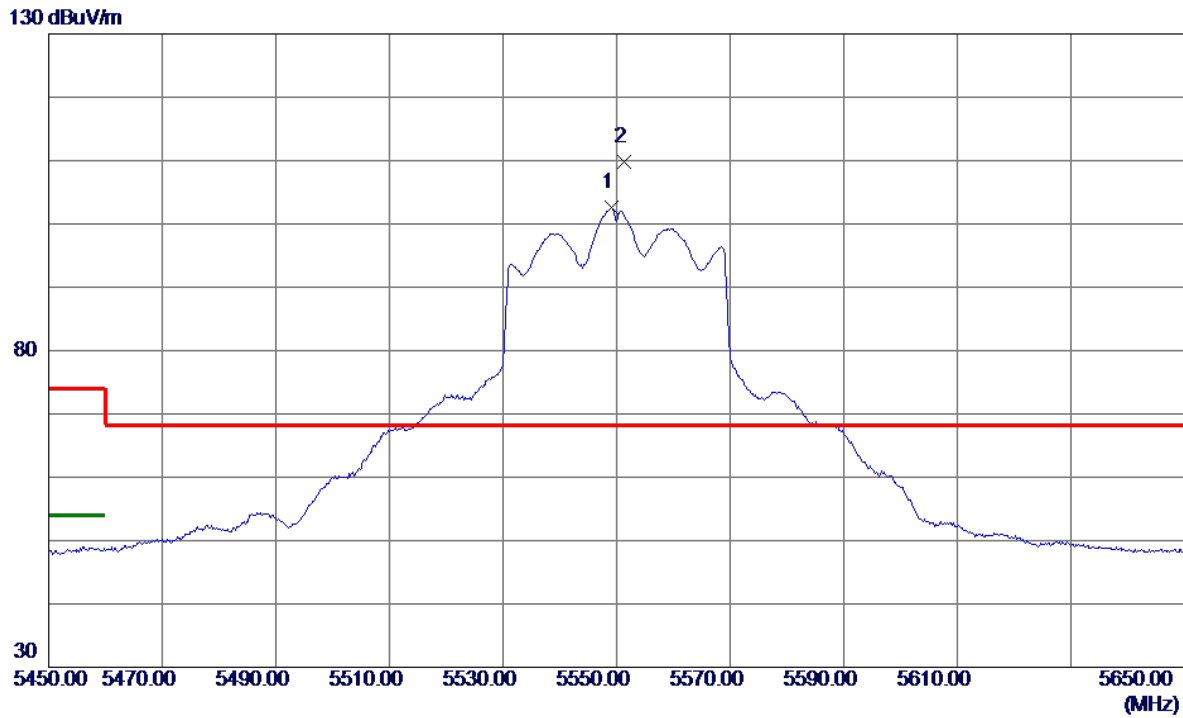


No.	Freq. MHz	Reading Level dBuV/m	Correct Factor dB	Measure ment dBuV/m	Limit dBuV/m	Margin dB	Detector	Comment
1 *	11019.0880	26.17	13.81	39.98	54.00	-14.02	AVG	
2	11020.8360	37.13	13.82	50.95	74.00	-23.05	Peak	

**REMARKS:**

- (1) Measurement Value = Reading Level + Correct Factor.
- (2) Margin Level = Measurement Value - Limit Value.

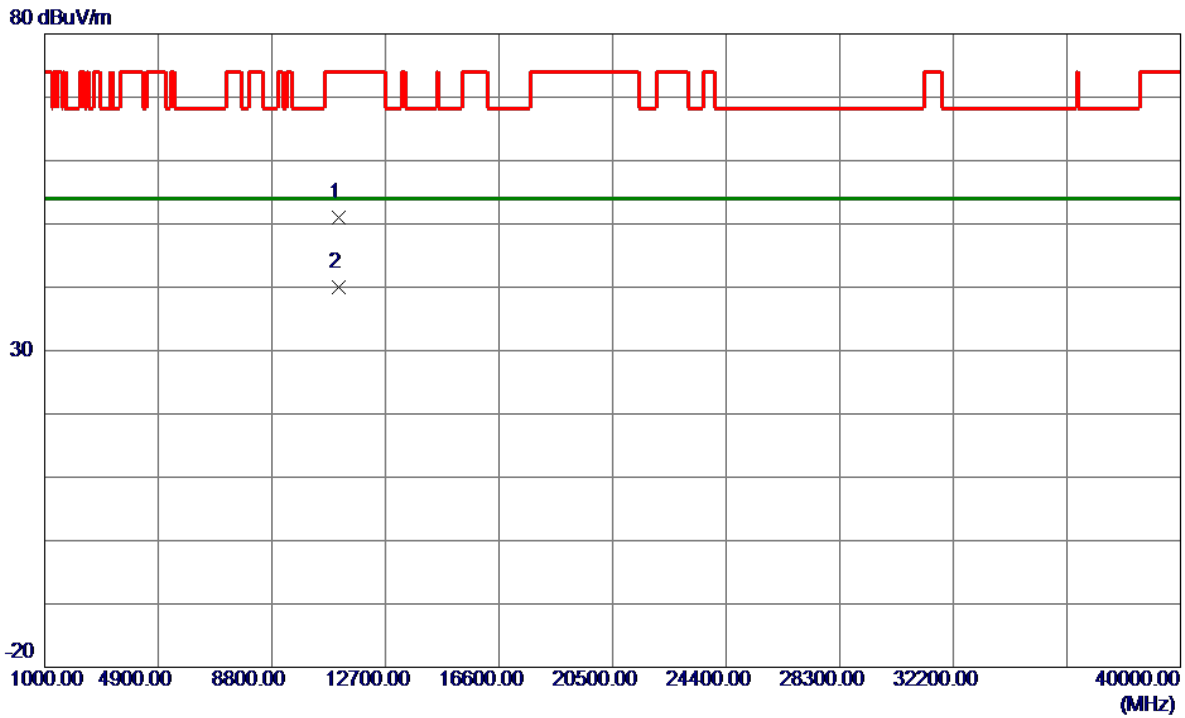
Test Mode	UNII-2C_TX AX(HE40) Mode 5550 MHz	Polarization	Vertical
-----------	-----------------------------------	--------------	----------



No.	Freq. MHz	Reading Level dBuV/m	Correct Factor dB	Measure ment dBuV/m	Limit dBuV/m	Margin dB	Detector	Comment
1	5549.2000	85.86	16.69	102.55	999.00	-896.45	AVG	No Limit
2 *	5551.4000	93.15	16.70	109.85	68.20	41.65	Peak	No Limit

REMARKS:  
 (1) Measurement Value = Reading Level + Correct Factor.  
 (2) Margin Level = Measurement Value - Limit Value.

Test Mode	UNII-2C_TX AX(HE40) Mode 5550 MHz	Polarization	Vertical
-----------	-----------------------------------	--------------	----------

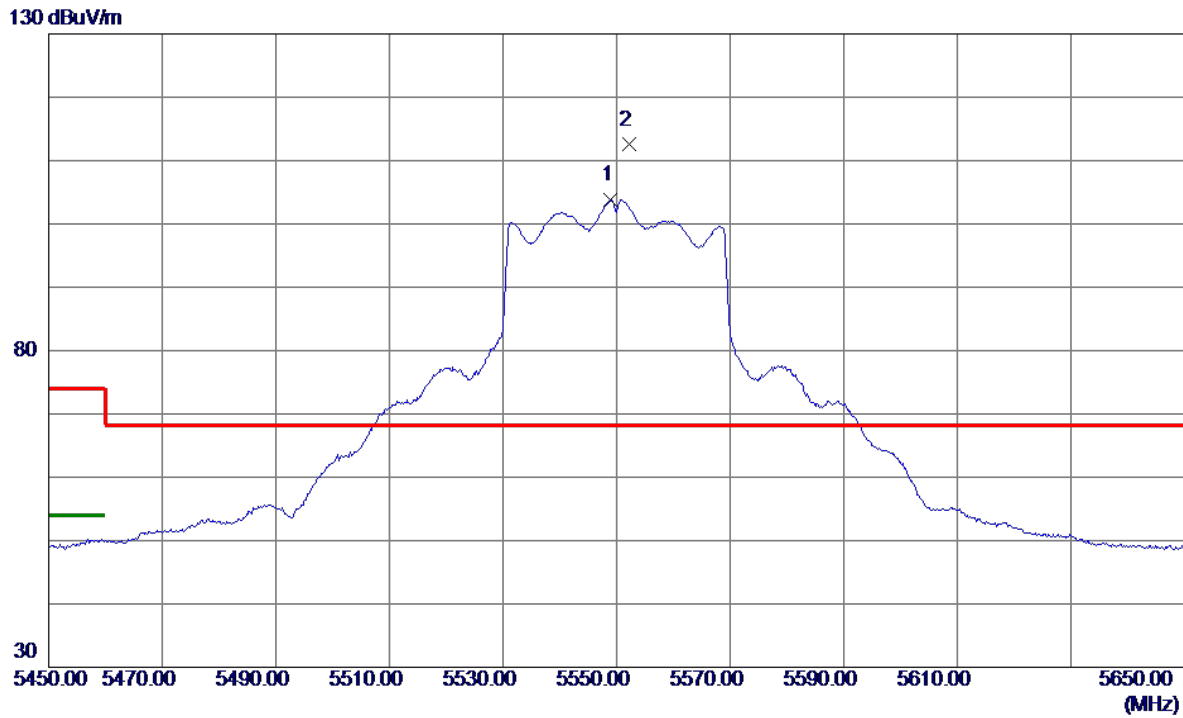


No.	Freq. MHz	Reading Level dBuV/m	Correct Factor dB	Measure ment dBuV/m	Limit dBuV/m	Margin dB	Detector	Comment
1	11099.1220	37.13	13.95	51.08	74.00	-22.92	Peak	
2 *	11099.5279	26.09	13.95	40.04	54.00	-13.96	AVG	

**REMARKS:**

- (1) Measurement Value = Reading Level + Correct Factor.
- (2) Margin Level = Measurement Value - Limit Value.

Test Mode	UNII-2C_TX AX(HE40) Mode 5550 MHz	Polarization	Horizontal
-----------	-----------------------------------	--------------	------------

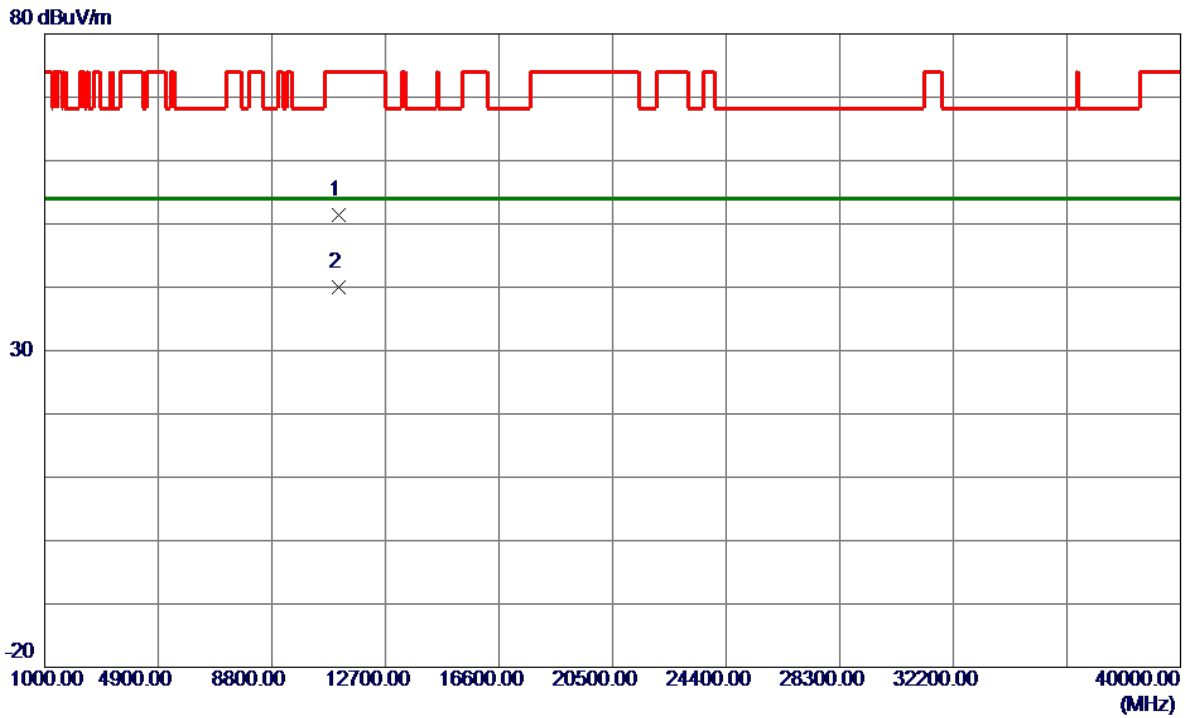


No.	Freq. MHz	Reading Level dBuV/m	Correct Factor dB	Measure ment dBuV/m	Limit dBuV/m	Margin dB	Detector	Comment
1	5549.0000	87.09	16.69	103.78	999.00	-895.22	AVG	No Limit
2 *	5552.2000	95.80	16.70	112.50	68.20	44.30	Peak	No Limit

**REMARKS:**

- (1) Measurement Value = Reading Level + Correct Factor.
- (2) Margin Level = Measurement Value - Limit Value.

Test Mode	UNII-2C_TX AX(HE40) Mode 5550 MHz	Polarization	Horizontal
-----------	-----------------------------------	--------------	------------



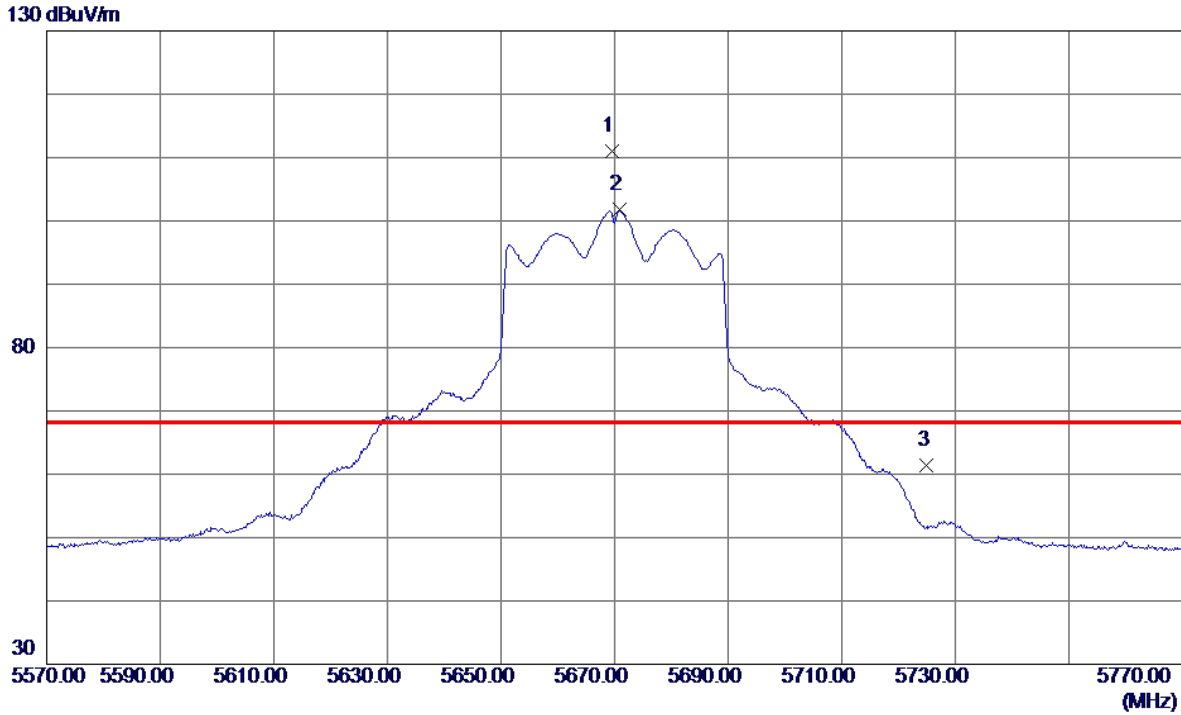
No.	Freq. MHz	Reading Level dBuV/m	Correct Factor dB	Measure ment dBuV/m	Limit dBuV/m	Margin dB	Detector	Comment
1	11099.8800	37.40	13.95	51.35	74.00	-22.65	Peak	
2 *	11100.0439	26.12	13.95	40.07	54.00	-13.93	AVG	

**REMARKS:**

- (1) Measurement Value = Reading Level + Correct Factor.
- (2) Margin Level = Measurement Value - Limit Value.



Test Mode	UNII-2C_TX AX(HE40) Mode 5670 MHz	Polarization	Vertical
-----------	-----------------------------------	--------------	----------

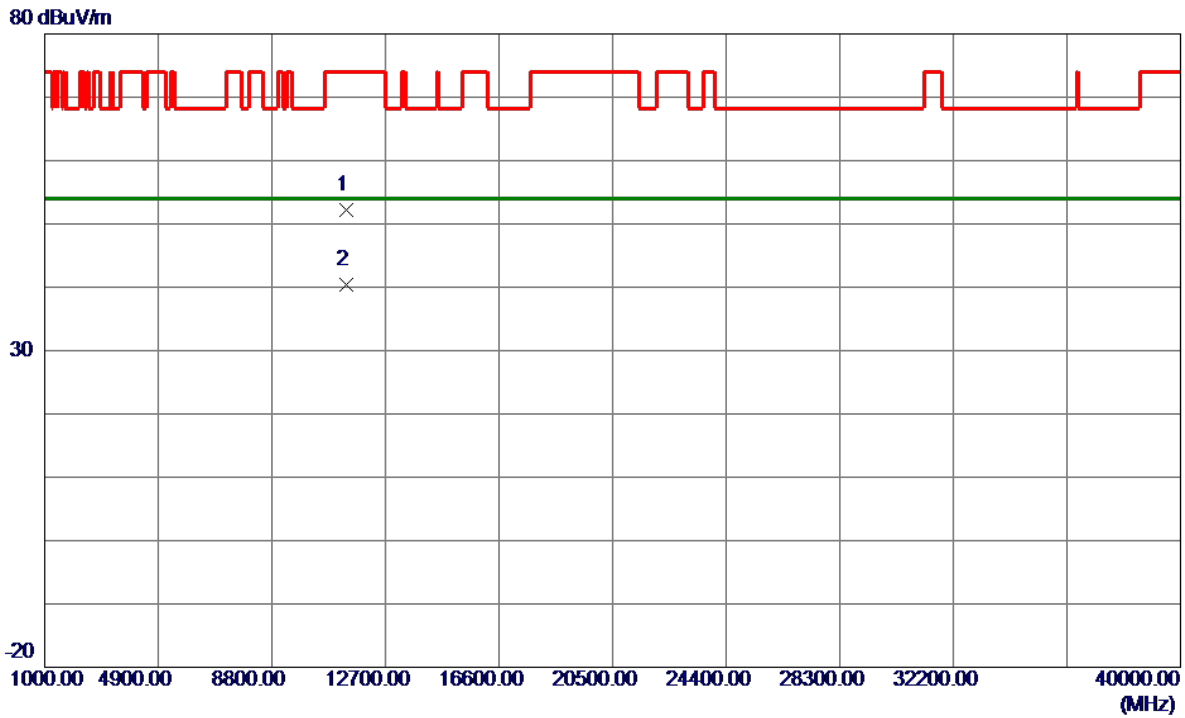


No.	Freq. MHz	Reading Level dBuV/m	Correct Factor dB	Measurement dBuV/m	Limit dBuV/m	Margin dB	Detector	Comment
1 *	5669.6000	94.29	16.77	111.06	68.20	42.86	Peak	No Limit
2	5670.8000	84.97	16.77	101.74	999.00	-897.26	AVG	No Limit
3	5725.0000	44.62	16.80	61.42	68.20	-6.78	Peak	

REMARKS:

- (1) Measurement Value = Reading Level + Correct Factor.
- (2) Margin Level = Measurement Value - Limit Value.

Test Mode	UNII-2C_TX AX(HE40) Mode 5670 MHz	Polarization	Vertical
-----------	-----------------------------------	--------------	----------

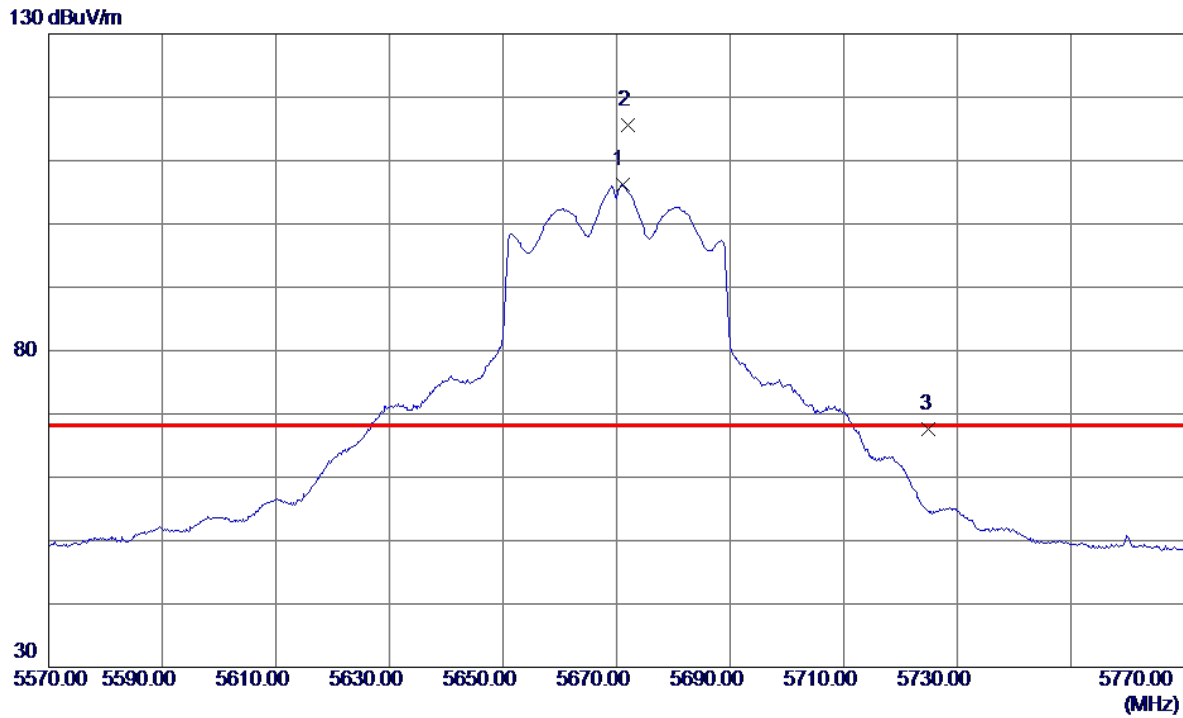


No.	Freq. MHz	Reading Level dBuV/m	Correct Factor dB	Measure ment dBuV/m	Limit dBuV/m	Margin dB	Detector	Comment
1	11340.3339	37.73	14.38	52.11	74.00	-21.89	Peak	
2 *	11340.7680	26.10	14.38	40.48	54.00	-13.52	AVG	

**REMARKS:**

- (1) Measurement Value = Reading Level + Correct Factor.
- (2) Margin Level = Measurement Value - Limit Value.

Test Mode	UNII-2C_TX AX(HE40) Mode 5670 MHz	Polarization	Horizontal
-----------	-----------------------------------	--------------	------------

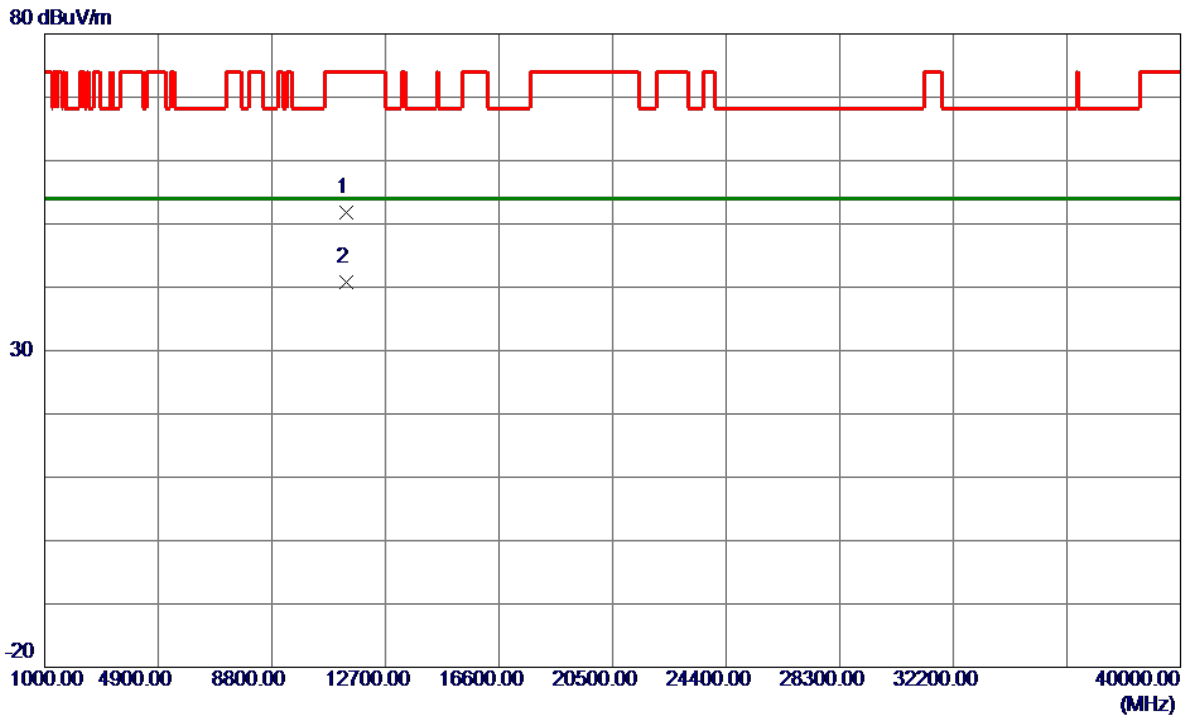


No.	Freq. MHz	Reading Level dBuV/m	Correct Factor dB	Measure ment dBuV/m	Limit dBuV/m	Margin dB	Detector	Comment
1	5671.0000	89.39	16.77	106.16	999.00	-892.84	AVG	No Limit
2 *	5672.0000	98.86	16.77	115.63	68.20	47.43	Peak	No Limit
3	5725.0000	50.86	16.80	67.66	68.20	-0.54	Peak	

**REMARKS:**

- (1) Measurement Value = Reading Level + Correct Factor.
- (2) Margin Level = Measurement Value - Limit Value.

Test Mode	UNII-2C_TX AX(HE40) Mode 5670 MHz	Polarization	Horizontal
-----------	-----------------------------------	--------------	------------

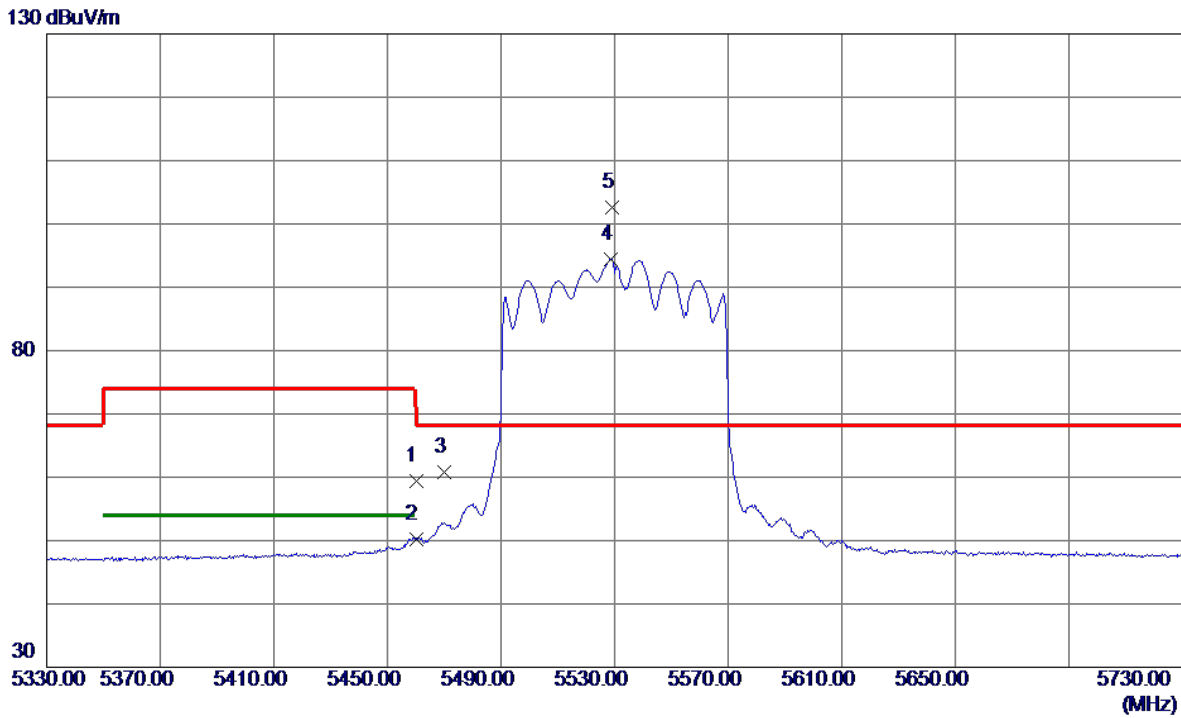


No.	Freq. MHz	Reading Level dBuV/m	Correct Factor dB	Measure ment dBuV/m	Limit dBuV/m	Margin dB	Detector	Comment
1	11340.7080	37.43	14.38	51.81	74.00	-22.19	Peak	
2 *	11340.8620	26.36	14.38	40.74	54.00	-13.26	AVG	

**REMARKS:**

- (1) Measurement Value = Reading Level + Correct Factor.
- (2) Margin Level = Measurement Value - Limit Value.

Test Mode	UNII-2C_TX AX(HE80) Mode 5530 MHz	Polarization	Vertical
-----------	-----------------------------------	--------------	----------

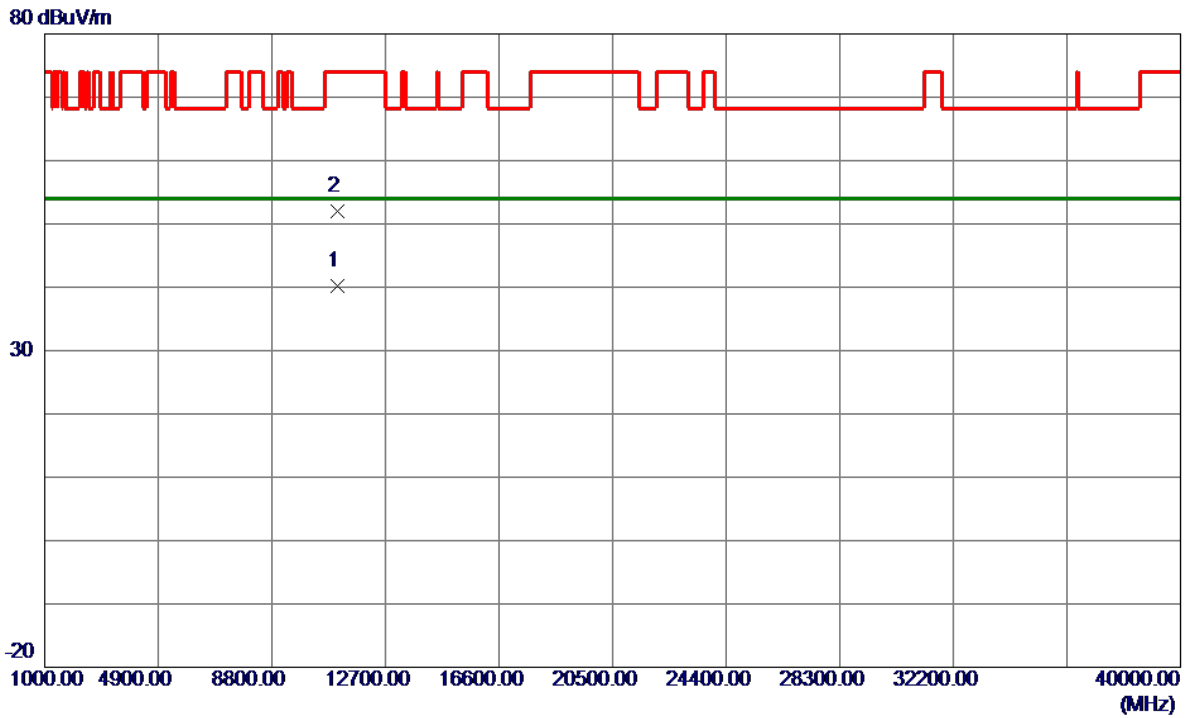


No.	Freq. MHz	Reading Level dBuV/m	Correct Factor dB	Measure ment dBuV/m	Limit dBuV/m	Margin dB	Detector	Comment
1	5460.0000	42.73	16.62	59.35	74.00	-14.65	Peak	
2	5460.0000	33.62	16.62	50.24	54.00	-3.76	AVG	
3	5470.0000	44.21	16.63	60.84	68.20	-7.36	Peak	
4	5528.8000	77.78	16.68	94.46	999.00	-904.54	AVG	No Limit
5 *	5529.2000	85.89	16.68	102.57	68.20	34.37	Peak	No Limit

**REMARKS:**

- (1) Measurement Value = Reading Level + Correct Factor.
- (2) Margin Level = Measurement Value - Limit Value.

Test Mode	UNII-2C_TX AX(HE80) Mode 5530 MHz	Polarization	Vertical
-----------	-----------------------------------	--------------	----------

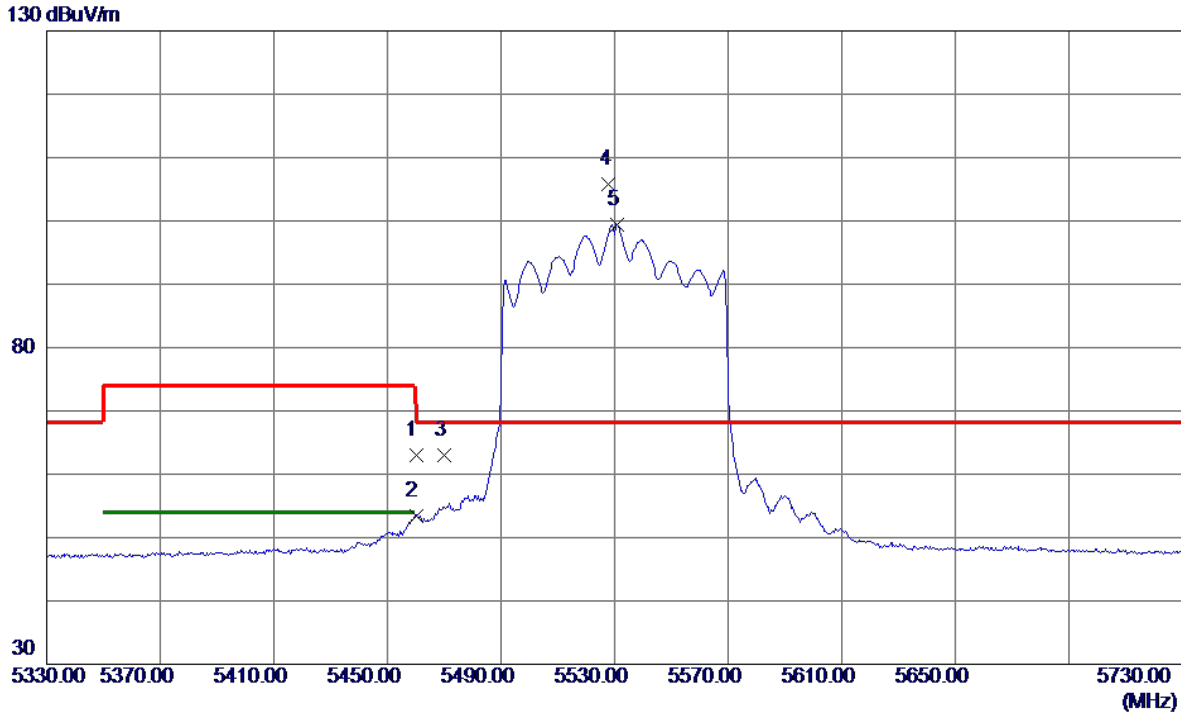


No.	Freq. MHz	Reading Level dBuV/m	Correct Factor dB	Measure ment dBuV/m	Limit dBuV/m	Margin dB	Detector	Comment
1 *	11059.0400	26.31	13.88	40.19	54.00	-13.81	AVG	
2	11060.7340	38.18	13.89	52.07	74.00	-21.93	Peak	

**REMARKS:**

- (1) Measurement Value = Reading Level + Correct Factor.
- (2) Margin Level = Measurement Value - Limit Value.

Test Mode	UNII-2C_TX AX(HE80) Mode 5530 MHz	Polarization	Horizontal
-----------	-----------------------------------	--------------	------------

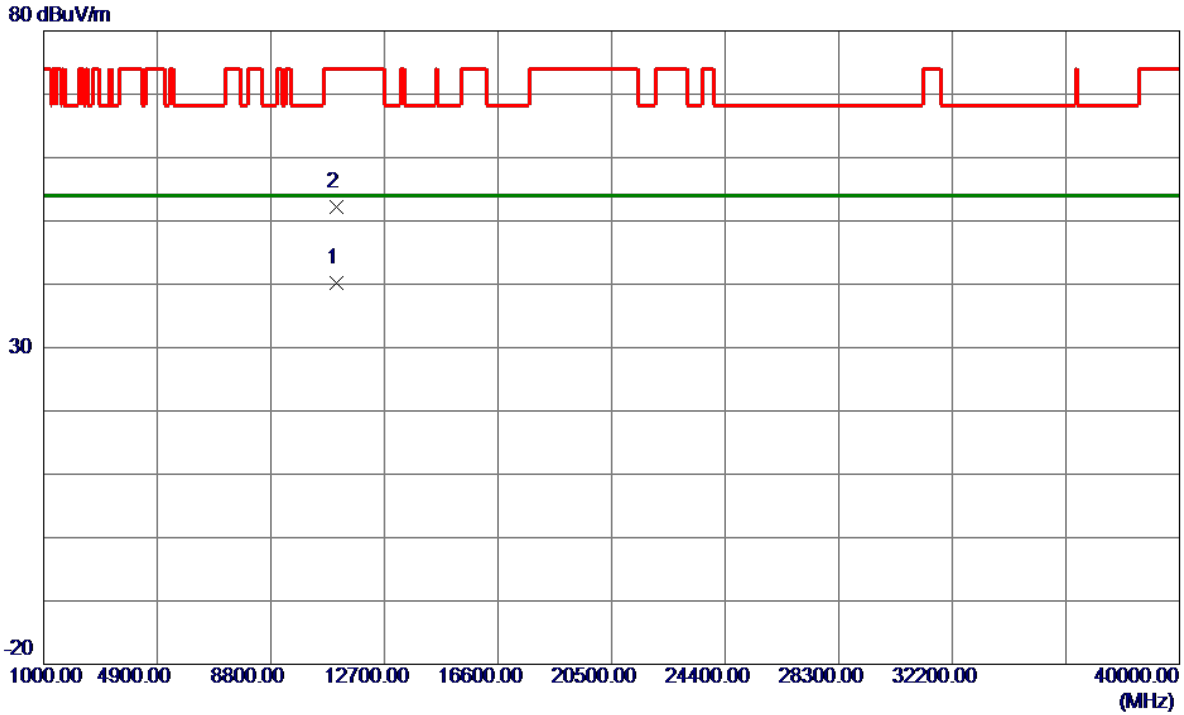


No.	Freq. MHz	Reading Level dBuV/m	Correct Factor dB	Measure ment dBuV/m	Limit dBuV/m	Margin dB	Detector	Comment
1	5460.0000	46.37	16.62	62.99	74.00	-11.01	Peak	
2	5460.0000	36.79	16.62	53.41	54.00	-0.59	AVG	
3	5470.0000	46.36	16.63	62.99	68.20	-5.21	Peak	
4 *	5528.0000	89.18	16.68	105.86	68.20	37.66	Peak	No Limit
5	5530.8000	82.76	16.68	99.44	999.00	-899.56	AVG	No Limit

REMARKS:

- (1) Measurement Value = Reading Level + Correct Factor.
- (2) Margin Level = Measurement Value - Limit Value.

Test Mode	UNII-2C_TX AX(HE80) Mode 5530 MHz	Polarization	Horizontal
-----------	-----------------------------------	--------------	------------



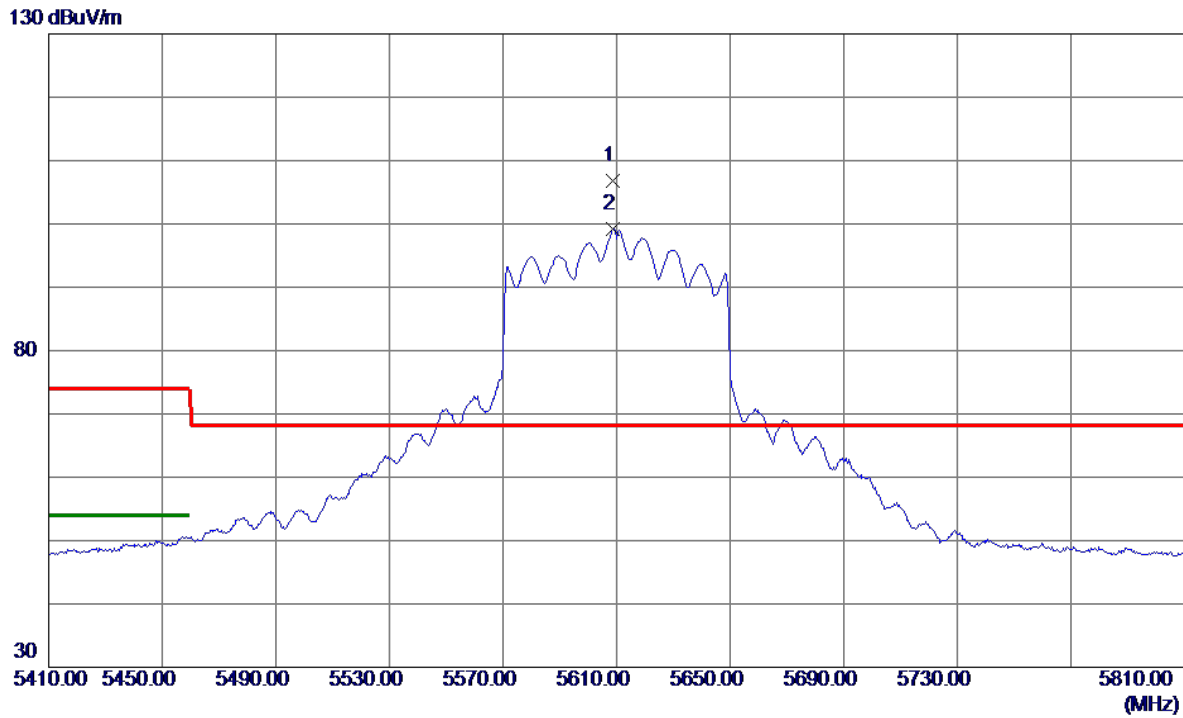
No.	Freq. MHz	Reading Level dBuV/m	Correct Factor dB	Measure ment dBuV/m	Limit dBuV/m	Margin dB	Detector	Comment
1 *	11059.1040	26.26	13.88	40.14	54.00	-13.86	AVG	
2	11060.3160	38.24	13.89	52.13	74.00	-21.87	Peak	

**REMARKS:**

- (1) Measurement Value = Reading Level + Correct Factor.
- (2) Margin Level = Measurement Value - Limit Value.



Test Mode	UNII-2C_TX AX(HE80) Mode 5610 MHz	Polarization	Vertical
-----------	-----------------------------------	--------------	----------

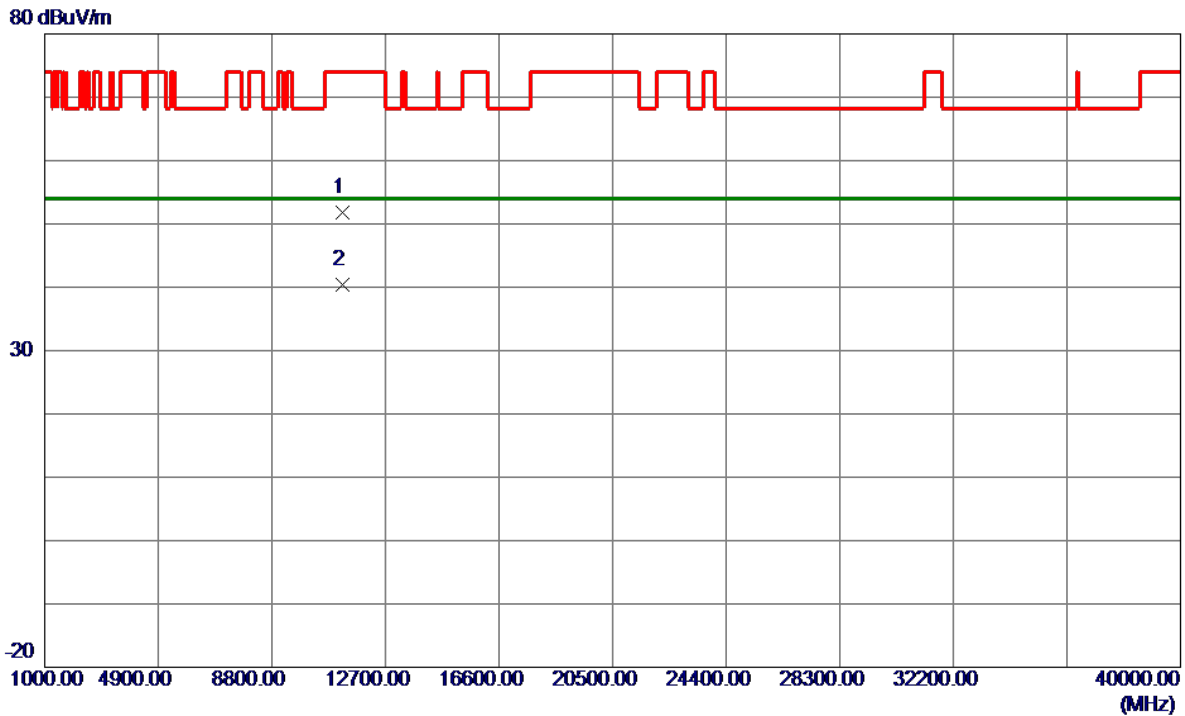


No.	Freq. MHz	Reading Level dBuV/m	Correct Factor dB	Measure ment dBuV/m	Limit dBuV/m	Margin dB	Detector	Comment
1 *	5608.8000	90.13	16.73	106.86	68.20	38.66	Peak	No Limit
2	5608.8000	82.51	16.73	99.24	999.00	-899.76	AVG	No Limit

**REMARKS:**

- (1) Measurement Value = Reading Level + Correct Factor.
- (2) Margin Level = Measurement Value - Limit Value.

Test Mode	UNII-2C_TX AX(HE80) Mode 5610 MHz	Polarization	Vertical
-----------	-----------------------------------	--------------	----------

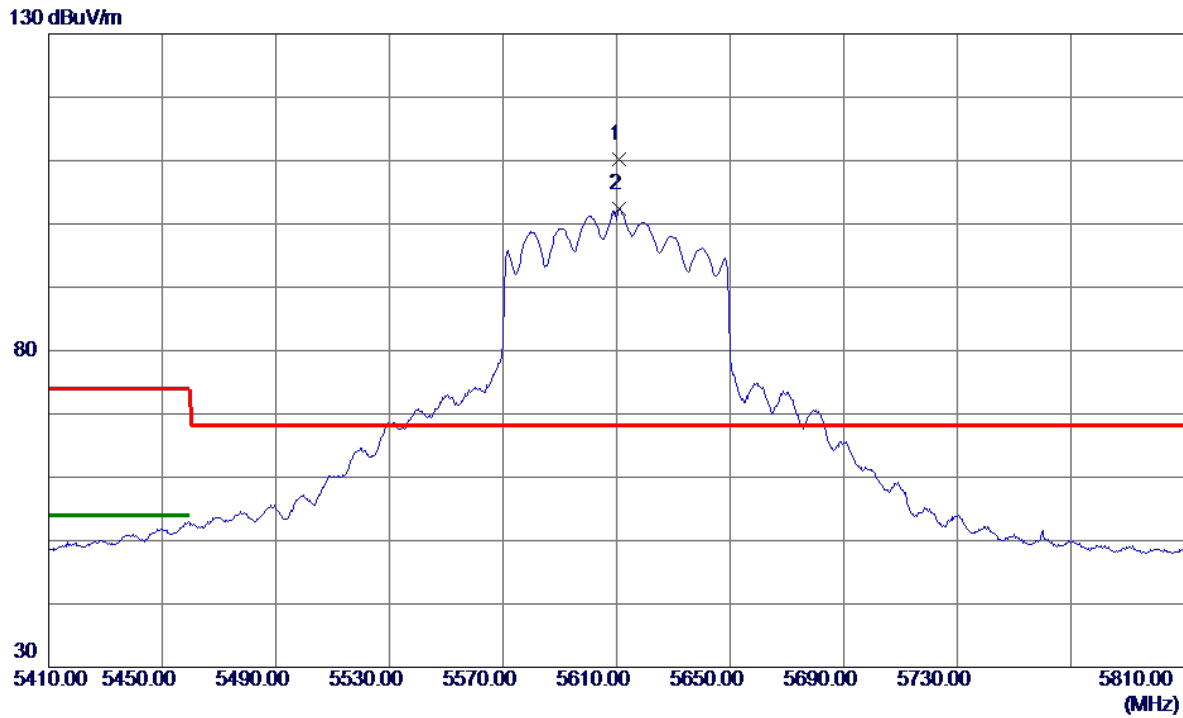


No.	Freq. MHz	Reading Level dBuV/m	Correct Factor dB	Measure ment dBuV/m	Limit dBuV/m	Margin dB	Detector	Comment
1	11219.4400	37.72	14.16	51.88	74.00	-22.12	Peak	
2 *	11220.0460	26.33	14.16	40.49	54.00	-13.51	AVG	

**REMARKS:**

- (1) Measurement Value = Reading Level + Correct Factor.
- (2) Margin Level = Measurement Value - Limit Value.

Test Mode	UNII-2C_TX AX(HE80) Mode 5610 MHz	Polarization	Horizontal
-----------	-----------------------------------	--------------	------------

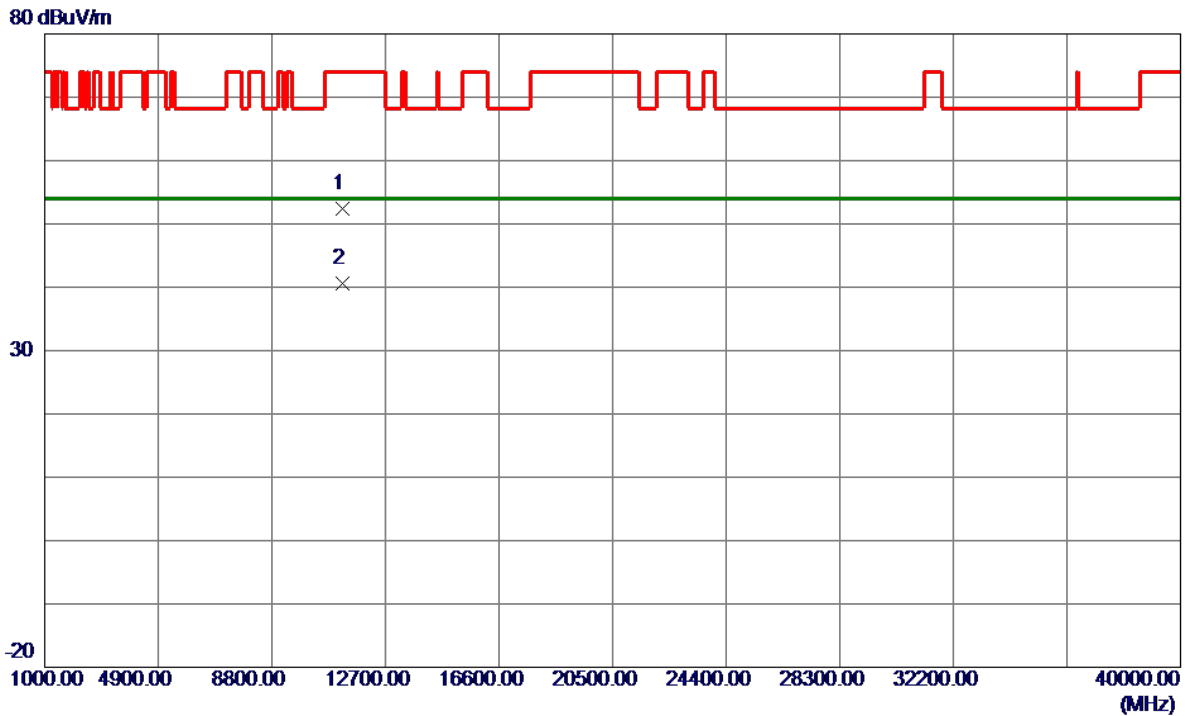


No.	Freq. MHz	Reading Level dBuV/m	Correct Factor dB	Measure ment dBuV/m	Limit dBuV/m	Margin dB	Detector	Comment
1 *	5610.8000	93.49	16.73	110.22	68.20	42.02	Peak	No Limit
2	5610.8000	85.75	16.73	102.48	999.00	-896.52	AVG	No Limit

**REMARKS:**

- (1) Measurement Value = Reading Level + Correct Factor.
- (2) Margin Level = Measurement Value - Limit Value.

Test Mode	UNII-2C_TX AX(HE80) Mode 5610 MHz	Polarization	Horizontal
-----------	-----------------------------------	--------------	------------

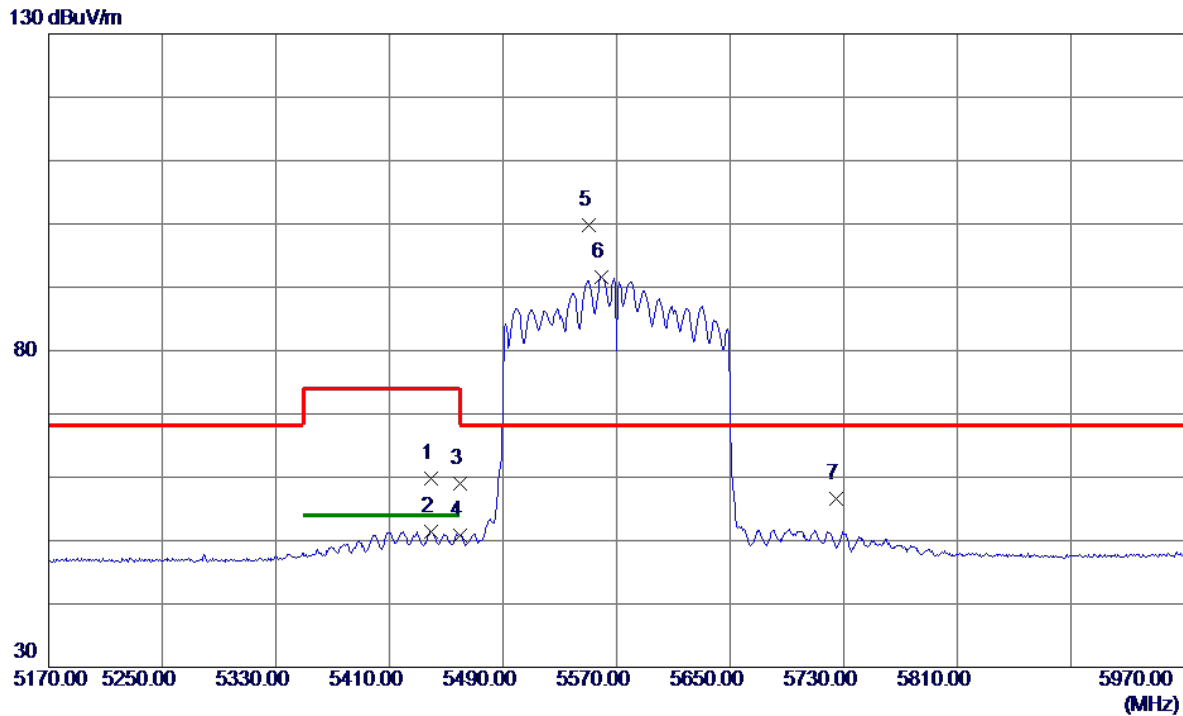


No.	Freq. MHz	Reading Level dBuV/m	Correct Factor dB	Measure ment dBuV/m	Limit dBuV/m	Margin dB	Detector	Comment
1	11219.1020	38.26	14.16	52.42	74.00	-21.58	Peak	
2 *	11220.8500	26.37	14.17	40.54	54.00	-13.46	AVG	

**REMARKS:**

- (1) Measurement Value = Reading Level + Correct Factor.
- (2) Margin Level = Measurement Value - Limit Value.

Test Mode	UNII-2C_TX AX(HE160) Mode 5570 MHz	Polarization	Vertical
-----------	------------------------------------	--------------	----------

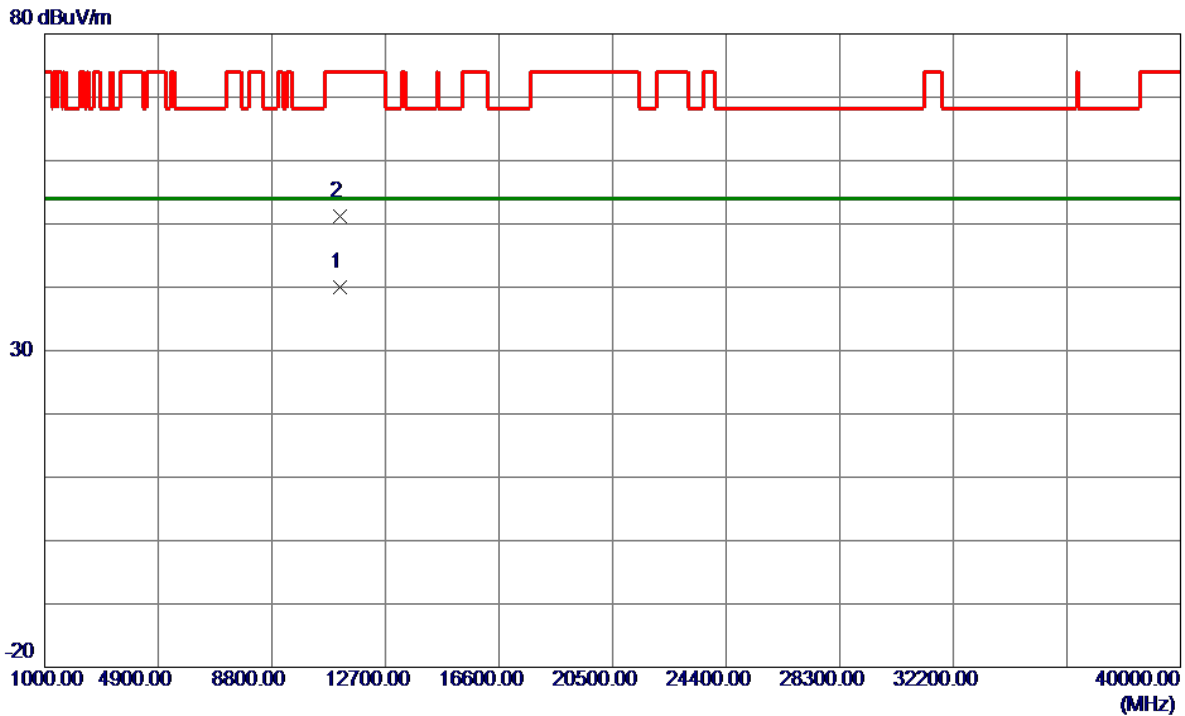


No.	Freq. MHz	Reading Level dBuV/m	Correct Factor dB	Measure ment dBuV/m	Limit dBuV/m	Margin dB	Detector	Comment
1	5439.6000	43.29	16.60	59.89	74.00	-14.11	Peak	
2	5439.6000	34.89	16.60	51.49	54.00	-2.51	AVG	
3	5460.0000	42.37	16.62	58.99	74.00	-15.01	Peak	
4	5460.0000	34.15	16.62	50.77	54.00	-3.23	AVG	
5 *	5550.8000	83.19	16.69	99.88	68.20	31.68	Peak	No Limit
6	5559.6000	74.93	16.70	91.63	999.00	-907.37	AVG	No Limit
7	5725.0000	39.72	16.80	56.52	68.20	-11.68	Peak	

**REMARKS:**

- (1) Measurement Value = Reading Level + Correct Factor.
- (2) Margin Level = Measurement Value - Limit Value.

Test Mode	UNII-2C_TX AX(HE160) Mode 5570 MHz	Polarization	Vertical
-----------	------------------------------------	--------------	----------

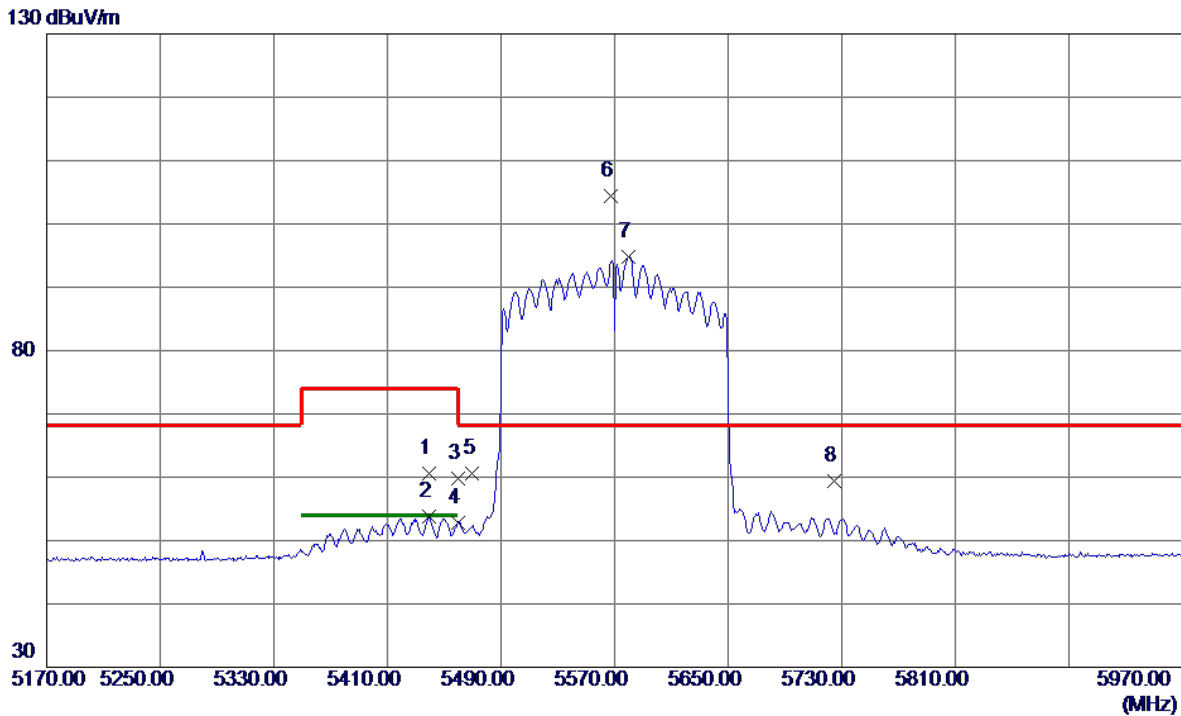


No.	Freq. MHz	Reading Level dBuV/m	Correct Factor dB	Measure ment dBuV/m	Limit dBuV/m	Margin dB	Detector	Comment
1 *	11139.7699	26.07	14.02	40.09	54.00	-13.91	AVG	
2	11140.0860	37.19	14.03	51.22	74.00	-22.78	Peak	

**REMARKS:**

- (1) Measurement Value = Reading Level + Correct Factor.
- (2) Margin Level = Measurement Value - Limit Value.

Test Mode	UNII-2C_TX AX(HE160) Mode 5570 MHz	Polarization	Horizontal
-----------	------------------------------------	--------------	------------

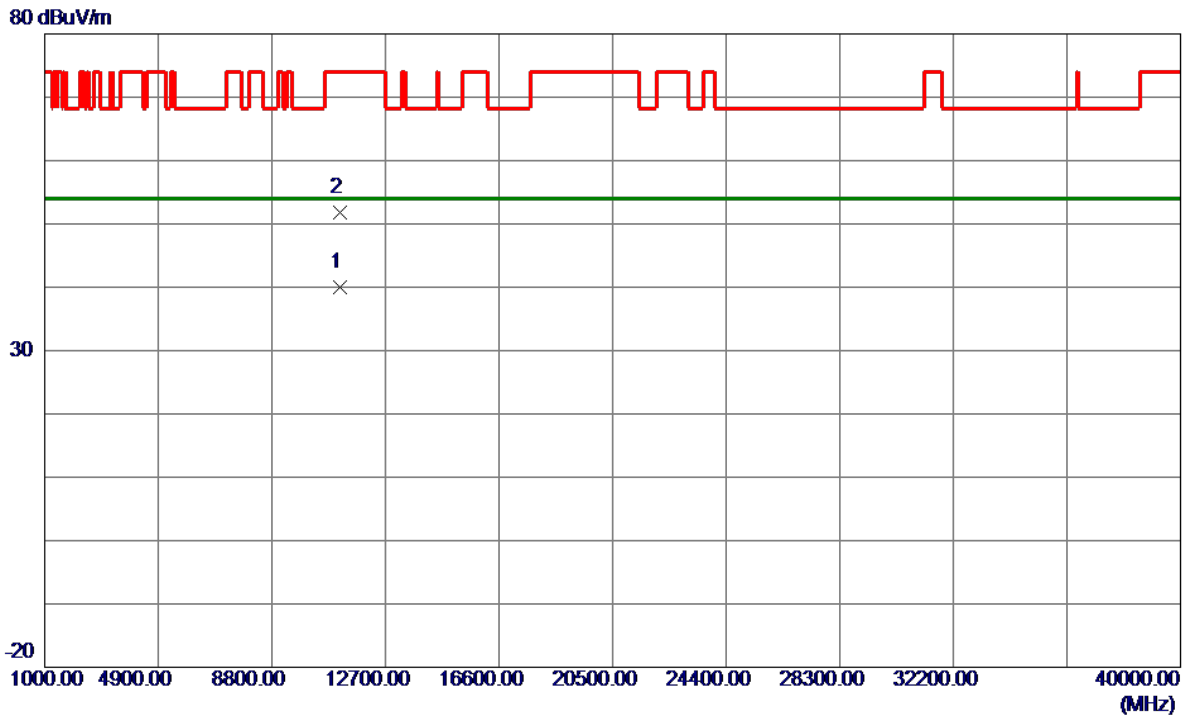


No.	Freq. MHz	Reading Level dBuV/m	Correct Factor dB	Measure ment dBuV/m	Limit dBuV/m	Margin dB	Detector	Comment
1	5439.6000	43.97	16.60	60.57	74.00	-13.43	Peak	
2	5439.6000	37.22	16.60	53.82	54.00	-0.18	AVG	
3	5460.0000	43.24	16.62	59.86	74.00	-14.14	Peak	
4	5460.0000	36.19	16.62	52.81	54.00	-1.19	AVG	
5	5470.0000	43.88	16.63	60.51	68.20	-7.69	Peak	
6 *	5567.6000	87.67	16.70	104.37	68.20	36.17	Peak	No Limit
7	5579.6000	78.12	16.71	94.83	999.00	-904.17	AVG	No Limit
8	5725.0000	42.60	16.80	59.40	68.20	-8.80	Peak	

**REMARKS:**

- (1) Measurement Value = Reading Level + Correct Factor.
- (2) Margin Level = Measurement Value - Limit Value.

Test Mode	UNII-2C_TX AX(HE160) Mode 5570 MHz	Polarization	Horizontal
-----------	------------------------------------	--------------	------------



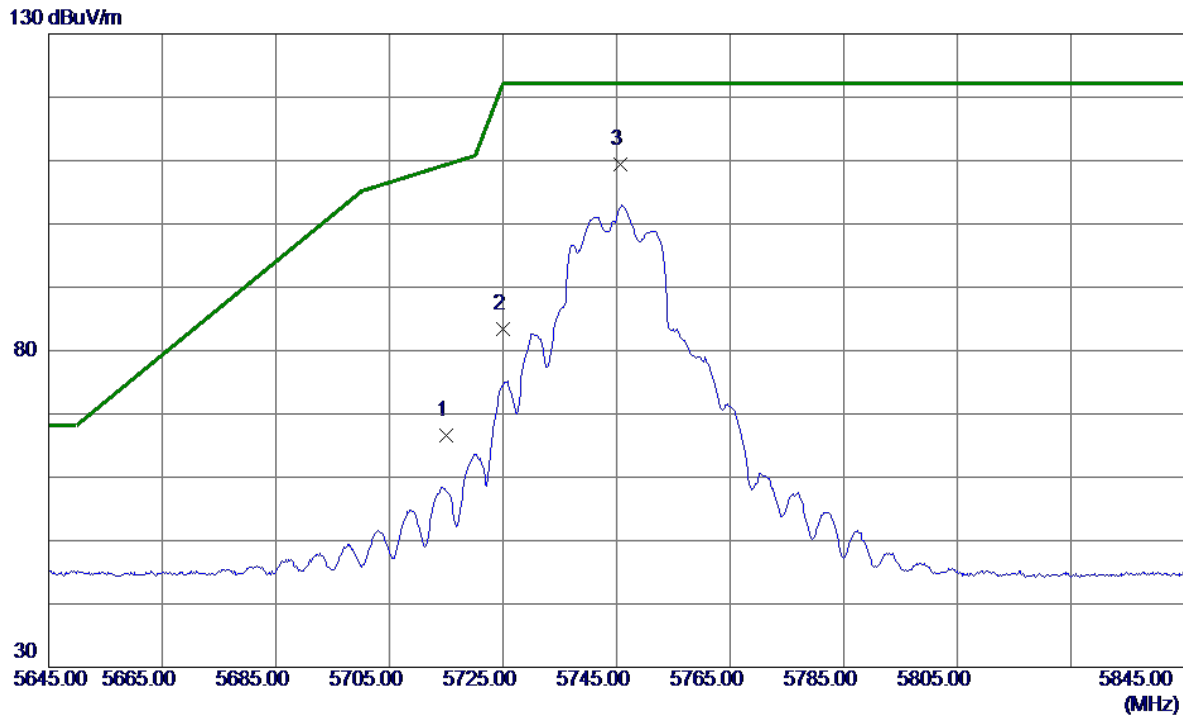
No.	Freq. MHz	Reading Level dBuV/m	Correct Factor dB	Measure ment dBuV/m	Limit dBuV/m	Margin dB	Detector	Comment
1 *	11139.4320	26.04	14.02	40.06	54.00	-13.94	AVG	
2	11140.9660	37.75	14.03	51.78	74.00	-22.22	Peak	

**REMARKS:**

- (1) Measurement Value = Reading Level + Correct Factor.
- (2) Margin Level = Measurement Value - Limit Value.



Test Mode	UNII-3_TX A Mode 5745 MHz	Polarization	Vertical
-----------	---------------------------	--------------	----------

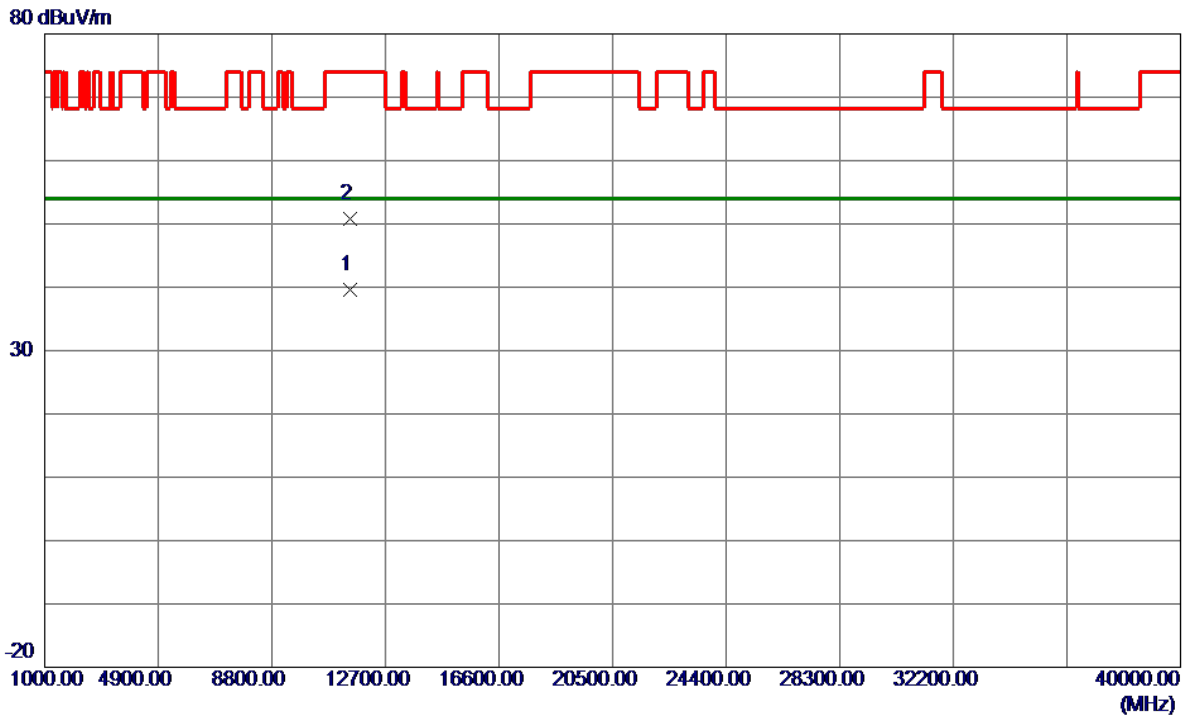


No.	Freq. MHz	Reading Level dBuV/m	Correct Factor dB	Measure ment dBuV/m	Limit dBuV/m	Margin dB	Detector	Comment
1	5715.0000	49.76	16.79	66.55	109.40	-42.85	Peak	
2	5725.0000	66.55	16.80	83.35	122.20	-38.85	Peak	
3 *	5745.6000	92.64	16.81	109.45	122.20	-12.75	Peak	No Limit

**REMARKS:**

- (1) Measurement Value = Reading Level + Correct Factor.
- (2) Margin Level = Measurement Value - Limit Value.

Test Mode	UNII-3_TX A Mode 5745 MHz	Polarization	Vertical
-----------	---------------------------	--------------	----------

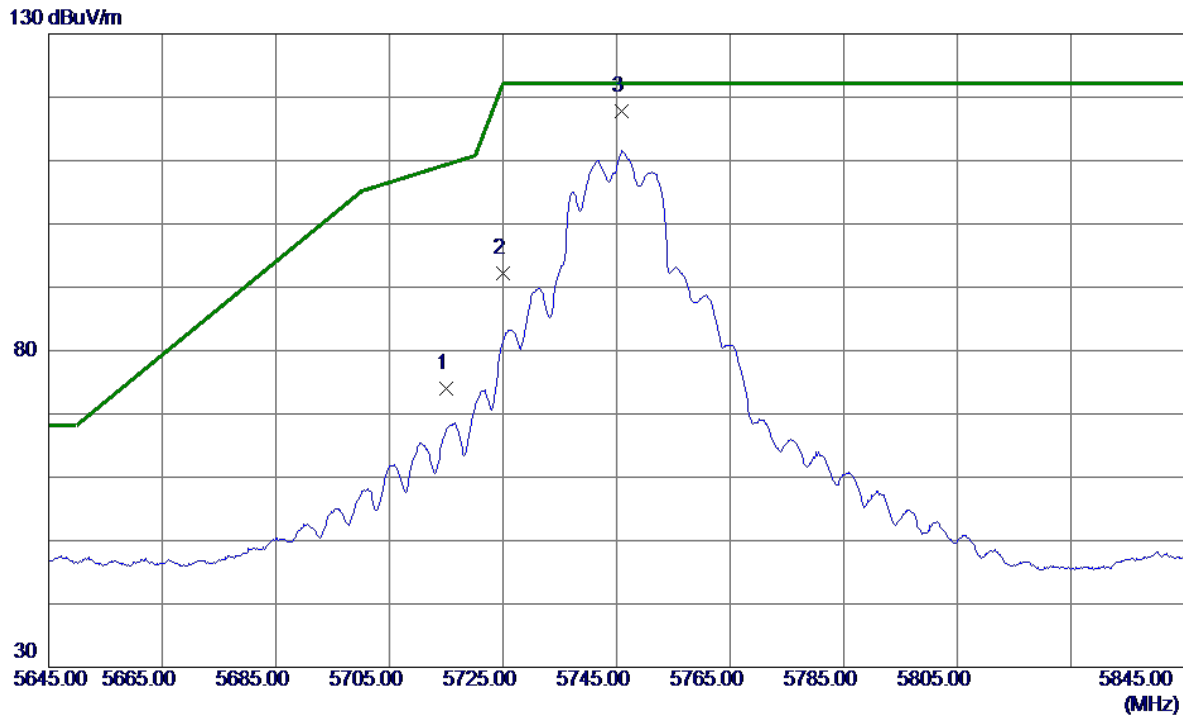


No.	Freq. MHz	Reading Level dBuV/m	Correct Factor dB	Measure ment dBuV/m	Limit dBuV/m	Margin dB	Detector	Comment
1 *	11487.8800	26.51	13.15	39.66	54.00	-14.34	AVG	
2	11488.9400	37.61	13.15	50.76	74.00	-23.24	Peak	

**REMARKS:**

- (1) Measurement Value = Reading Level + Correct Factor.
- (2) Margin Level = Measurement Value - Limit Value.

Test Mode	UNII-3_TX A Mode 5745 MHz	Polarization	Horizontal
-----------	---------------------------	--------------	------------

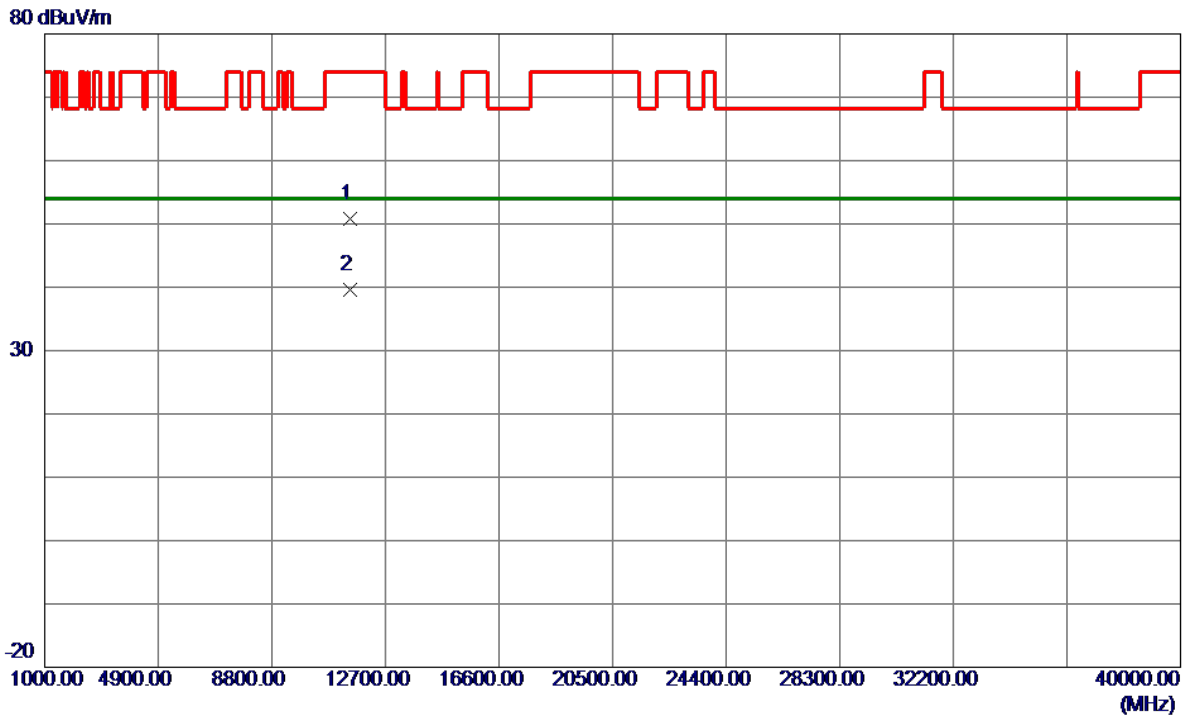


No.	Freq. MHz	Reading Level dBuV/m	Correct Factor dB	Measure ment dBuV/m	Limit dBuV/m	Margin dB	Detector	Comment
1	5715.0000	57.15	16.79	73.94	109.40	-35.46	Peak	
2	5725.0000	75.39	16.80	92.19	122.20	-30.01	Peak	
3 *	5745.8000	100.89	16.81	117.70	122.20	-4.50	Peak	No Limit

**REMARKS:**

- (1) Measurement Value = Reading Level + Correct Factor.
- (2) Margin Level = Measurement Value - Limit Value.

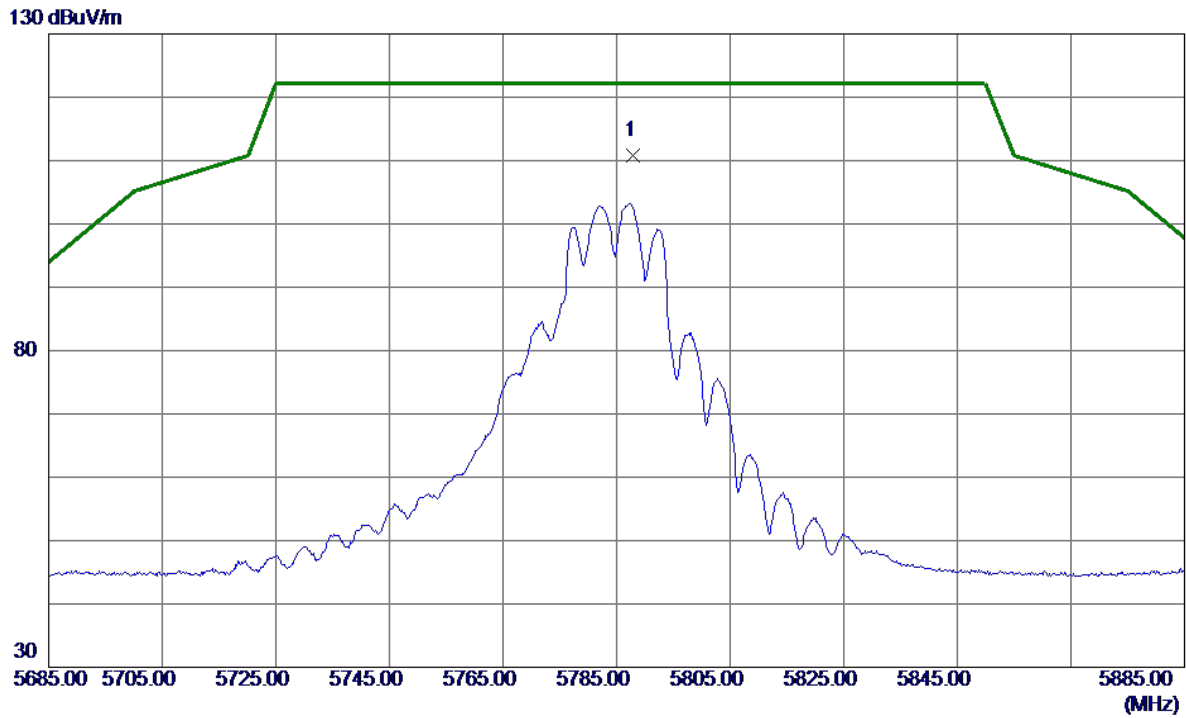
Test Mode	UNII-3_TX A Mode 5745 MHz	Polarization	Horizontal
-----------	---------------------------	--------------	------------



No.	Freq. MHz	Reading Level dBuV/m	Correct Factor dB	Measure ment dBuV/m	Limit dBuV/m	Margin dB	Detector	Comment
1	11490.0000	37.67	13.15	50.82	74.00	-23.18	Peak	
2 *	11490.0000	26.51	13.15	39.66	54.00	-14.34	AVG	

REMARKS:  
 (1) Measurement Value = Reading Level + Correct Factor.  
 (2) Margin Level = Measurement Value - Limit Value.

Test Mode	UNII-3_TX A Mode 5785 MHz	Polarization	Vertical
-----------	---------------------------	--------------	----------

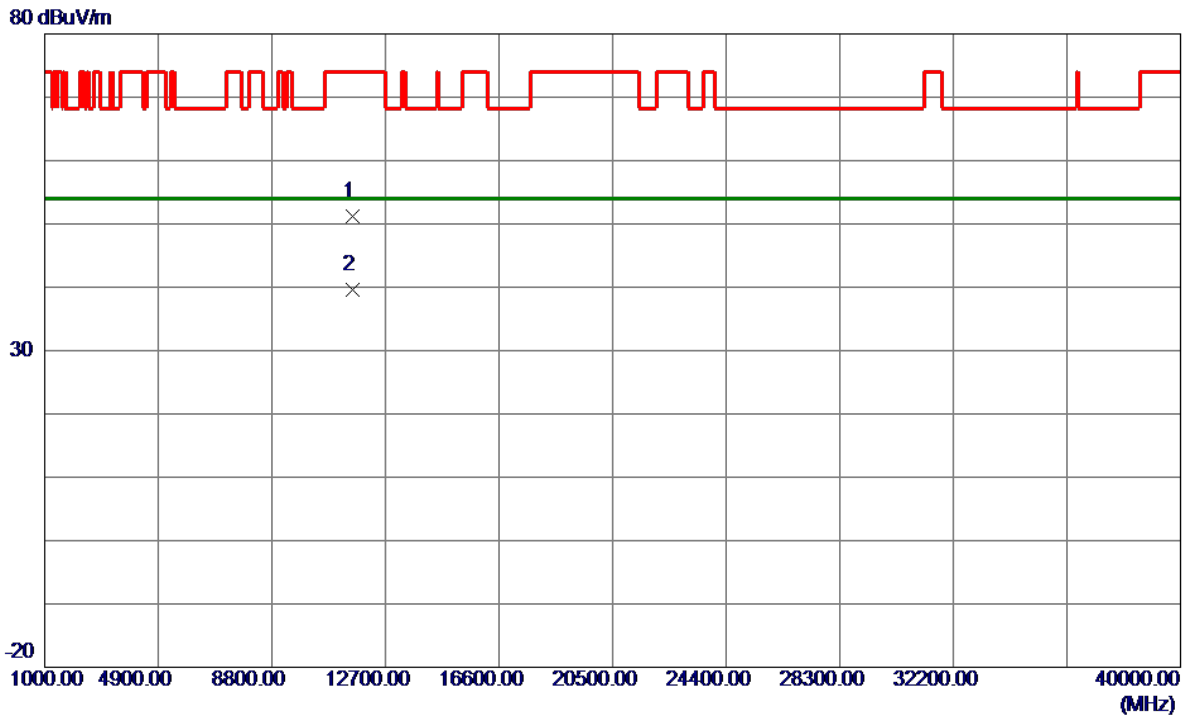


No.	Freq. MHz	Reading Level dBuV/m	Correct Factor dB	Measure ment dBuV/m	Limit dBuV/m	Margin dB	Detector	Comment
1 *	5788.0000	93.89	16.83	110.72	122.20	-11.48	Peak	No Limit

**REMARKS:**

- (1) Measurement Value = Reading Level + Correct Factor.
- (2) Margin Level = Measurement Value - Limit Value.

Test Mode	UNII-3_TX A Mode 5785 MHz	Polarization	Vertical
-----------	---------------------------	--------------	----------

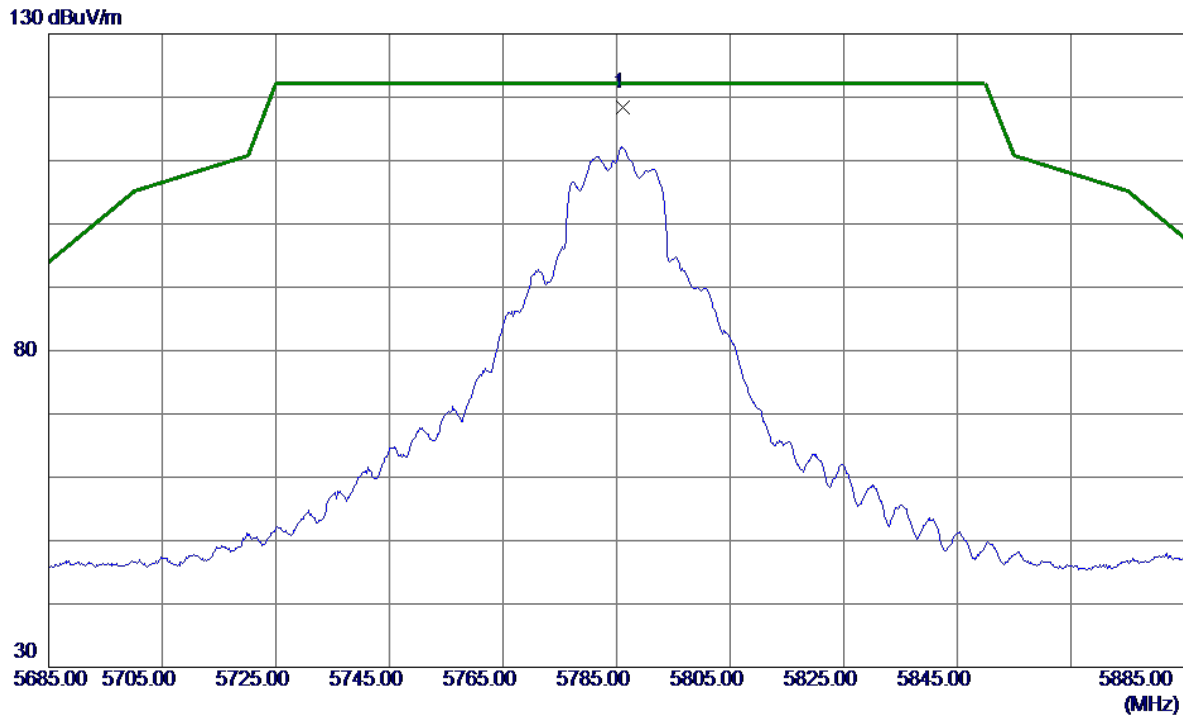


No.	Freq. MHz	Reading Level dBuV/m	Correct Factor dB	Measure ment dBuV/m	Limit dBuV/m	Margin dB	Detector	Comment
1	11567.5950	37.99	13.20	51.19	74.00	-22.81	Peak	
2 *	11567.9800	26.41	13.20	39.61	54.00	-14.39	AVG	

**REMARKS:**

- (1) Measurement Value = Reading Level + Correct Factor.
- (2) Margin Level = Measurement Value - Limit Value.

Test Mode	UNII-3_TX A Mode 5785 MHz	Polarization	Horizontal
-----------	---------------------------	--------------	------------

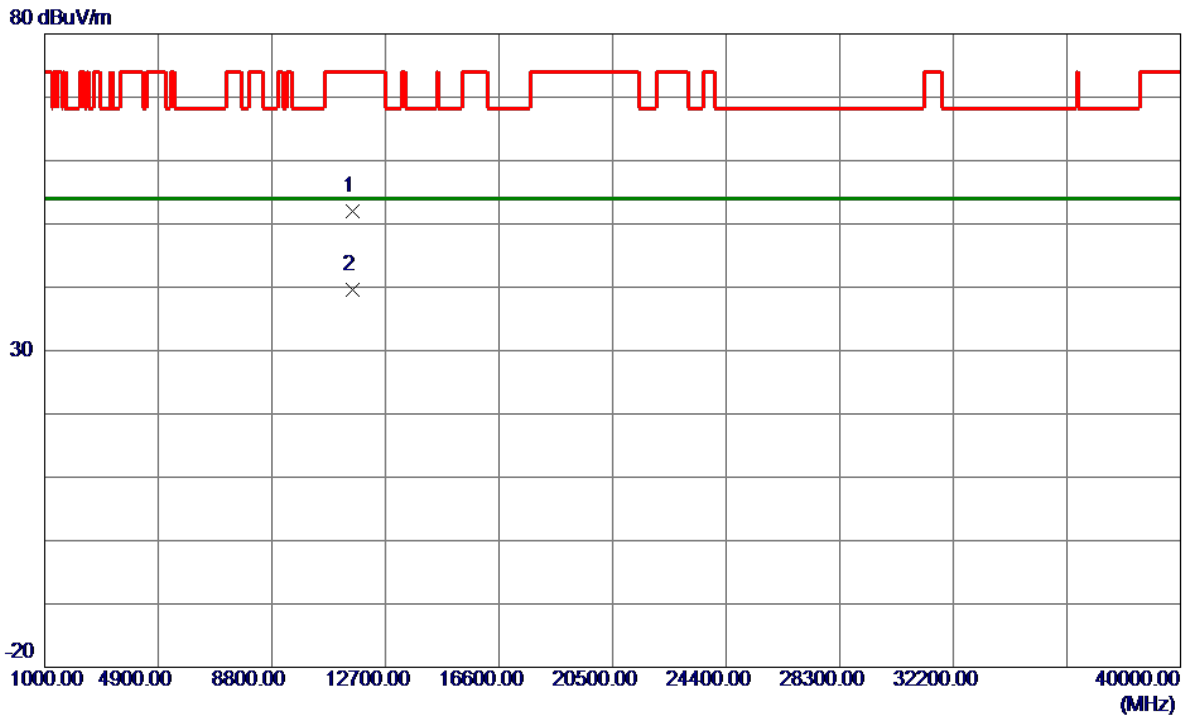


No.	Freq. MHz	Reading Level dBuV/m	Correct Factor dB	Measure ment dBuV/m	Limit dBuV/m	Margin dB	Detector	Comment
1 *	5786.2000	101.54	16.83	118.37	122.20	-3.83	Peak	No Limit

**REMARKS:**

- (1) Measurement Value = Reading Level + Correct Factor.
- (2) Margin Level = Measurement Value - Limit Value.

Test Mode	UNII-3_TX A Mode 5785 MHz	Polarization	Horizontal
-----------	---------------------------	--------------	------------



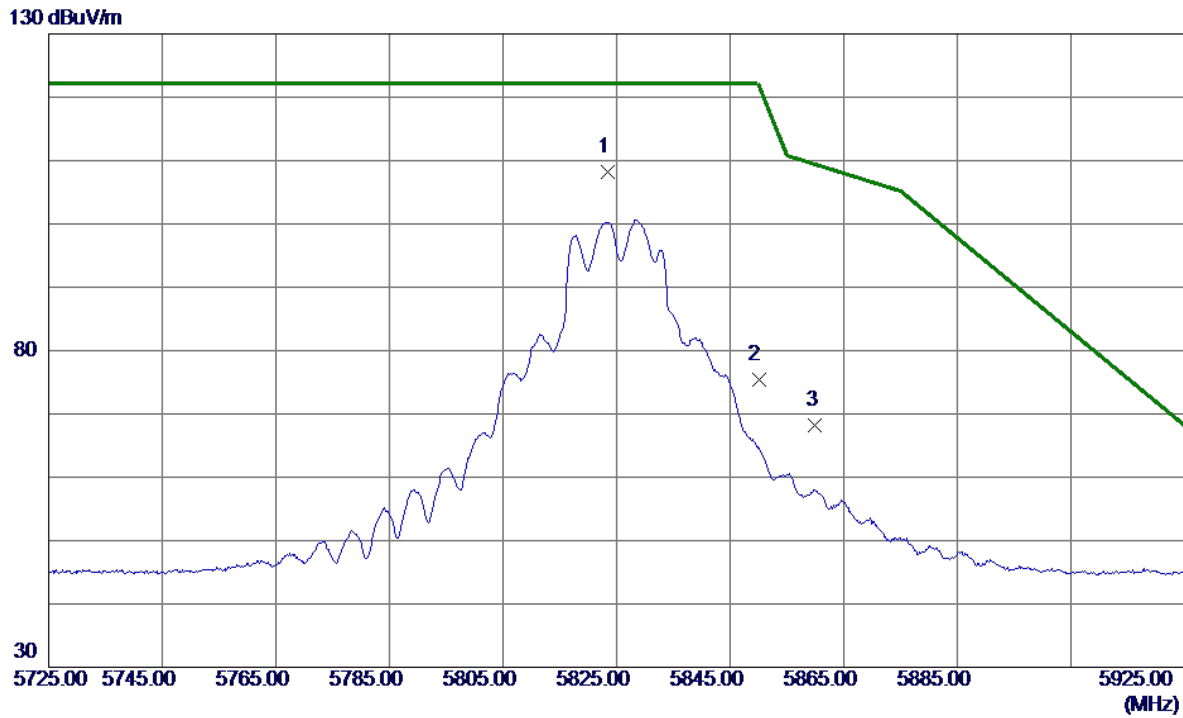
No.	Freq. MHz	Reading Level dBuV/m	Correct Factor dB	Measure ment dBuV/m	Limit dBuV/m	Margin dB	Detector	Comment
1	11570.0000	38.79	13.20	51.99	74.00	-22.01	Peak	
2 *	11570.0000	26.49	13.20	39.69	54.00	-14.31	AVG	

**REMARKS:**

- (1) Measurement Value = Reading Level + Correct Factor.
- (2) Margin Level = Measurement Value - Limit Value.



Test Mode	UNII-3_TX A Mode 5825 MHz	Polarization	Vertical
-----------	---------------------------	--------------	----------

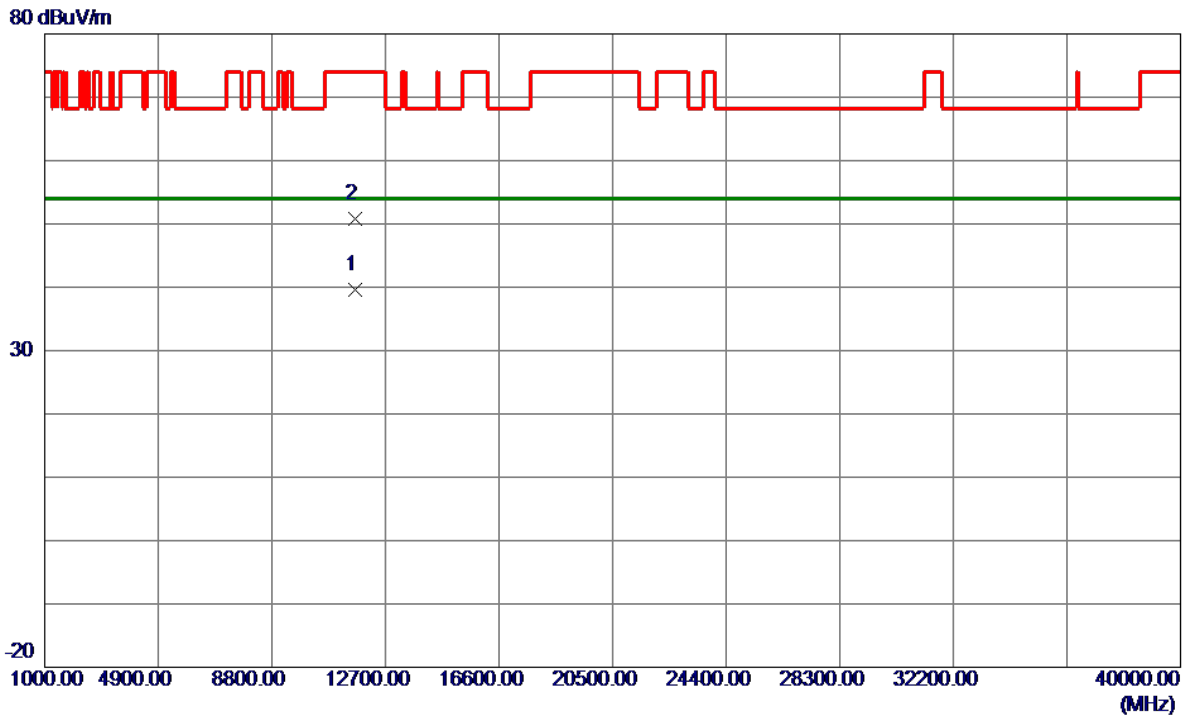


No.	Freq. MHz	Reading Level dBuV/m	Correct Factor dB	Measure ment dBuV/m	Limit dBuV/m	Margin dB	Detector	Comment
1 *	5823.4000	91.38	16.86	108.24	122.20	-13.96	Peak	No Limit
2	5850.0000	58.59	16.87	75.46	122.20	-46.74	Peak	
3	5860.0000	51.30	16.88	68.18	109.40	-41.22	Peak	

**REMARKS:**

- (1) Measurement Value = Reading Level + Correct Factor.
- (2) Margin Level = Measurement Value - Limit Value.

Test Mode	UNII-3_TX A Mode 5825 MHz	Polarization	Vertical
-----------	---------------------------	--------------	----------

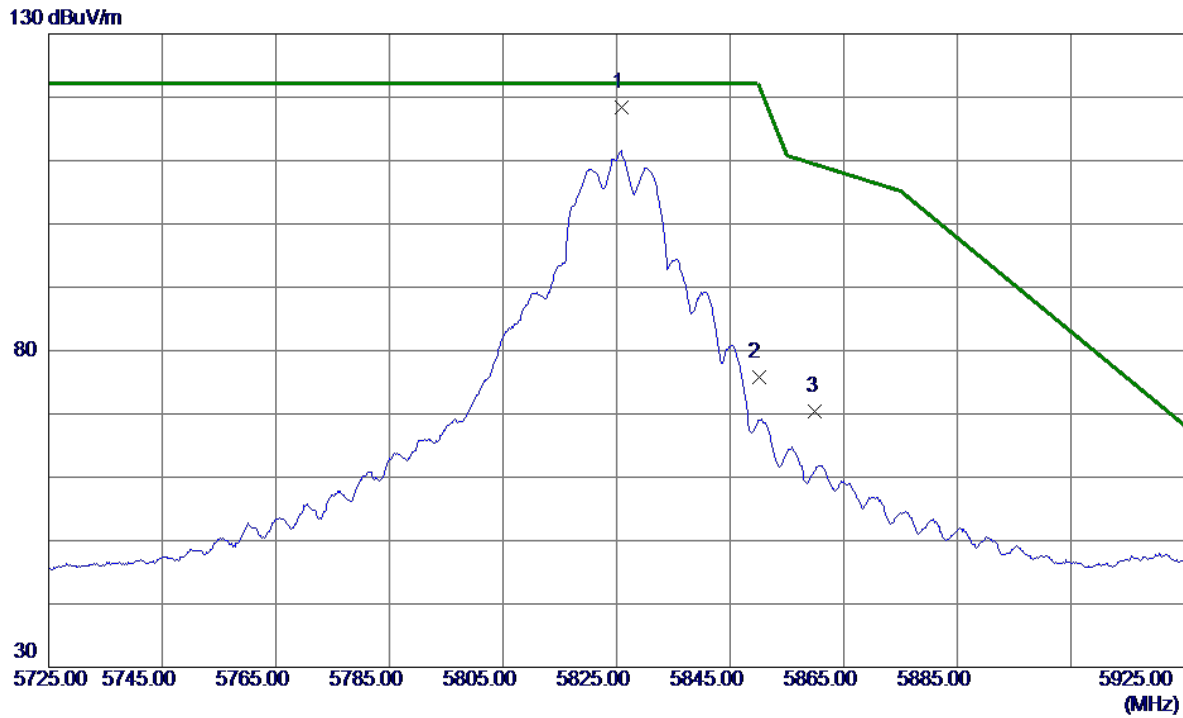


No.	Freq. MHz	Reading Level dBuV/m	Correct Factor dB	Measure ment dBuV/m	Limit dBuV/m	Margin dB	Detector	Comment
1 *	11647.8300	26.41	13.25	39.66	54.00	-14.34	AVG	
2	11651.0650	37.55	13.25	50.80	74.00	-23.20	Peak	

**REMARKS:**

- (1) Measurement Value = Reading Level + Correct Factor.
- (2) Margin Level = Measurement Value - Limit Value.

Test Mode	UNII-3_TX A Mode 5825 MHz	Polarization	Horizontal
-----------	---------------------------	--------------	------------

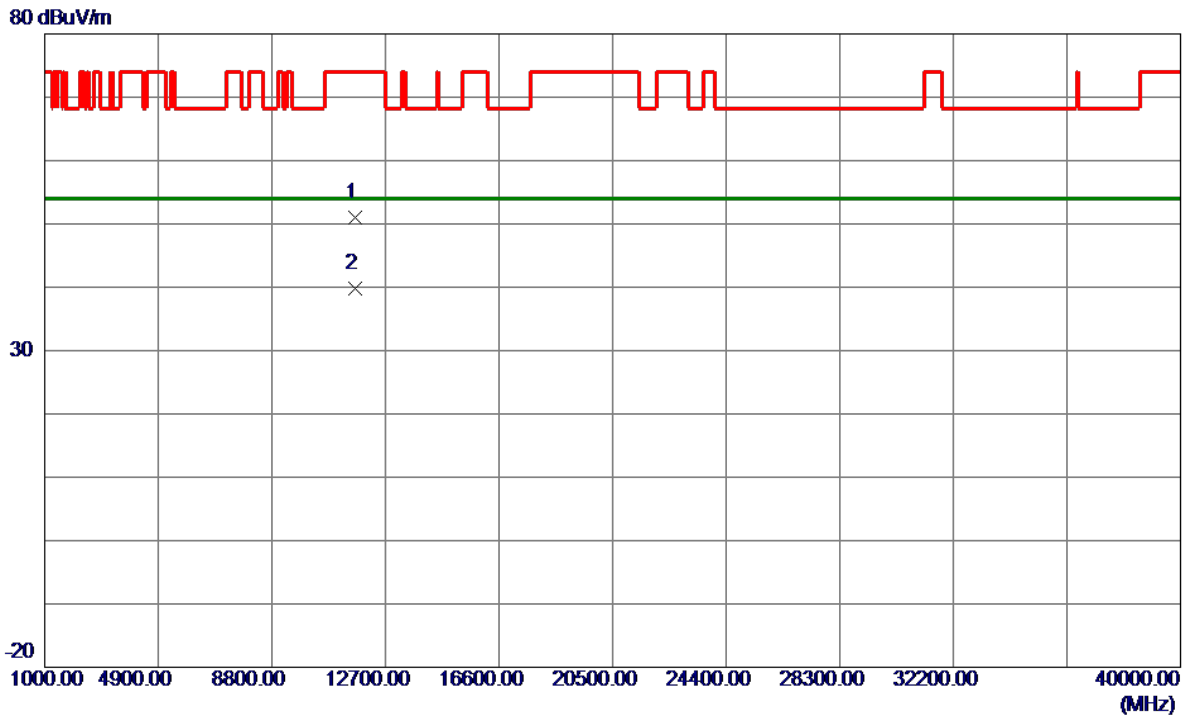


No.	Freq. MHz	Reading Level dBuV/m	Correct Factor dB	Measure ment dBuV/m	Limit dBuV/m	Margin dB	Detector	Comment
1 *	5825.8000	101.46	16.86	118.32	122.20	-3.88	Peak	No Limit
2	5850.0000	58.90	16.87	75.77	122.20	-46.43	Peak	
3	5860.0000	53.45	16.88	70.33	109.40	-39.07	Peak	

REMARKS:

- (1) Measurement Value = Reading Level + Correct Factor.
- (2) Margin Level = Measurement Value - Limit Value.

Test Mode	UNII-3_TX A Mode 5825 MHz	Polarization	Horizontal
-----------	---------------------------	--------------	------------

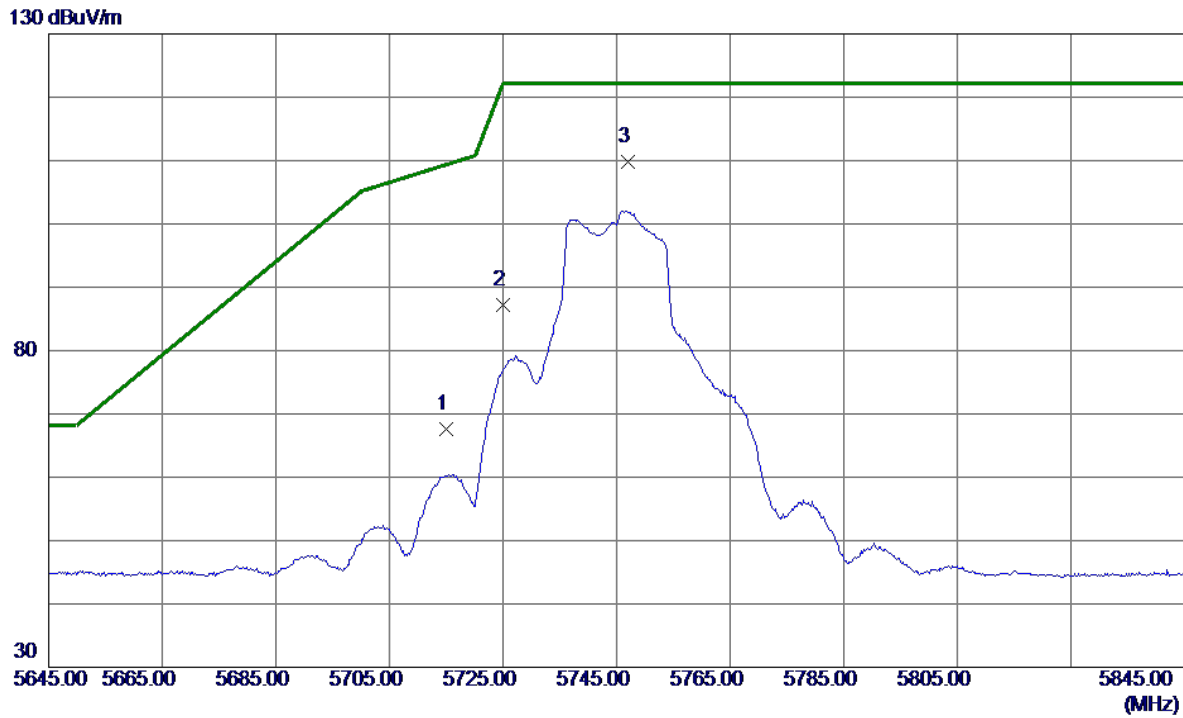


No.	Freq. MHz	Reading Level dBuV/m	Correct Factor dB	Measure ment dBuV/m	Limit dBuV/m	Margin dB	Detector	Comment
1	11650.0000	37.83	13.25	51.08	74.00	-22.92	Peak	
2 *	11650.0000	26.54	13.25	39.79	54.00	-14.21	AVG	

**REMARKS:**

- (1) Measurement Value = Reading Level + Correct Factor.
- (2) Margin Level = Measurement Value - Limit Value.

Test Mode	UNII-3_TX AC(VHT20) Mode 5745 MHz	Polarization	Vertical
-----------	-----------------------------------	--------------	----------

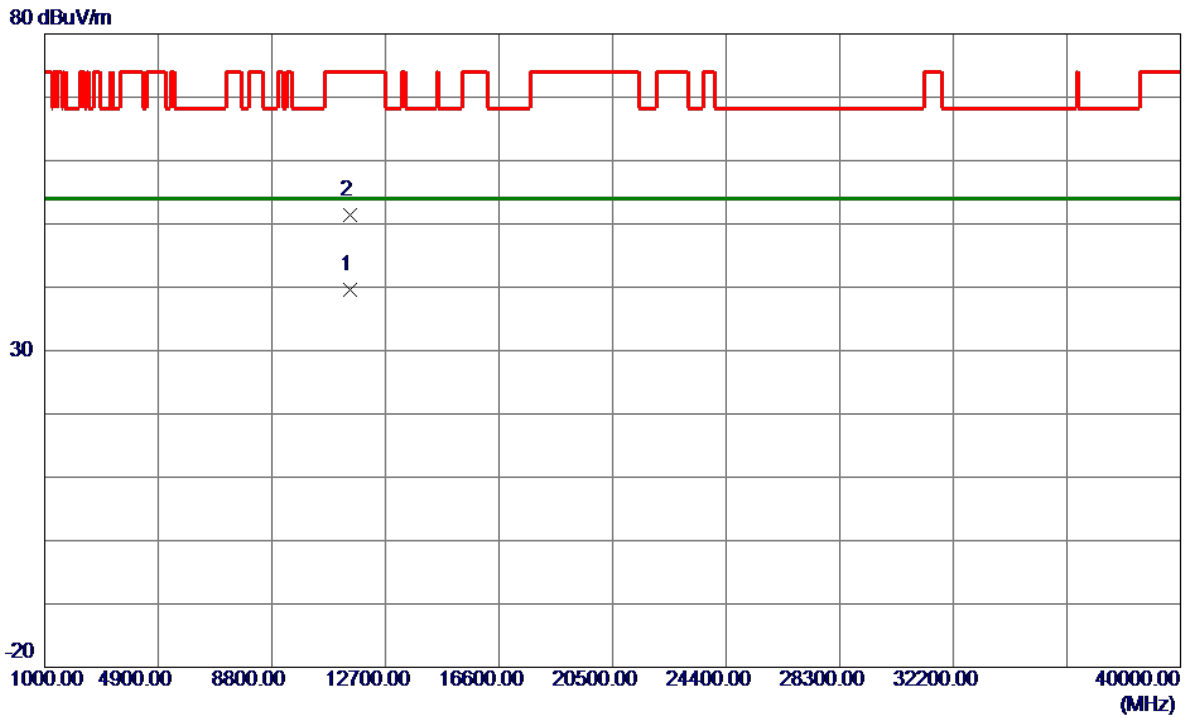


No.	Freq. MHz	Reading Level dBuV/m	Correct Factor dB	Measure ment dBuV/m	Limit dBuV/m	Margin dB	Detector	Comment
1	5715.0000	50.77	16.79	67.56	109.40	-41.84	Peak	
2	5725.0000	70.35	16.80	87.15	122.20	-35.05	Peak	
3 *	5747.0000	92.90	16.81	109.71	122.20	-12.49	Peak	No Limit

**REMARKS:**

- (1) Measurement Value = Reading Level + Correct Factor.
- (2) Margin Level = Measurement Value - Limit Value.

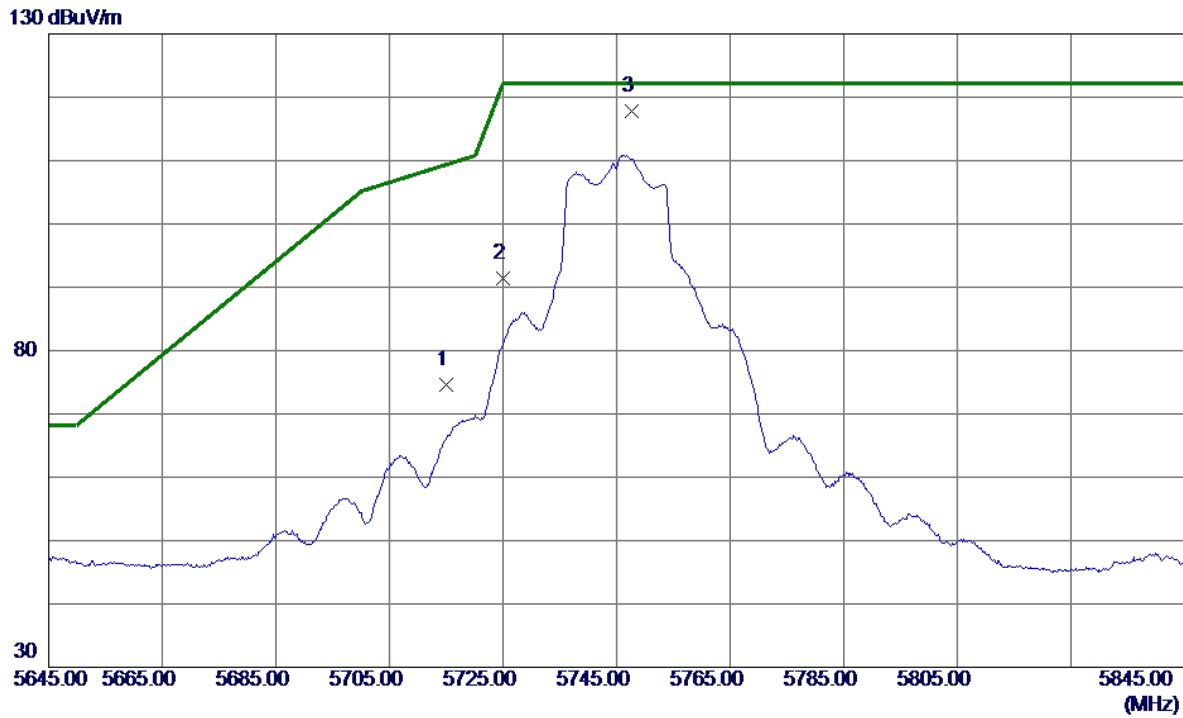
Test Mode	UNII-3_TX AC(VHT20) Mode 5745 MHz	Polarization	Vertical
-----------	-----------------------------------	--------------	----------



No.	Freq. MHz	Reading Level dBuV/m	Correct Factor dB	Measure ment dBuV/m	Limit dBuV/m	Margin dB	Detector	Comment
1 *	11488.8550	26.50	13.15	39.65	54.00	-14.35	AVG	
2	11490.7250	38.34	13.15	51.49	74.00	-22.51	Peak	

REMARKS:  
 (1) Measurement Value = Reading Level + Correct Factor.  
 (2) Margin Level = Measurement Value - Limit Value.

Test Mode	UNII-3_TX AC(VHT20) Mode 5745 MHz	Polarization	Horizontal
-----------	-----------------------------------	--------------	------------

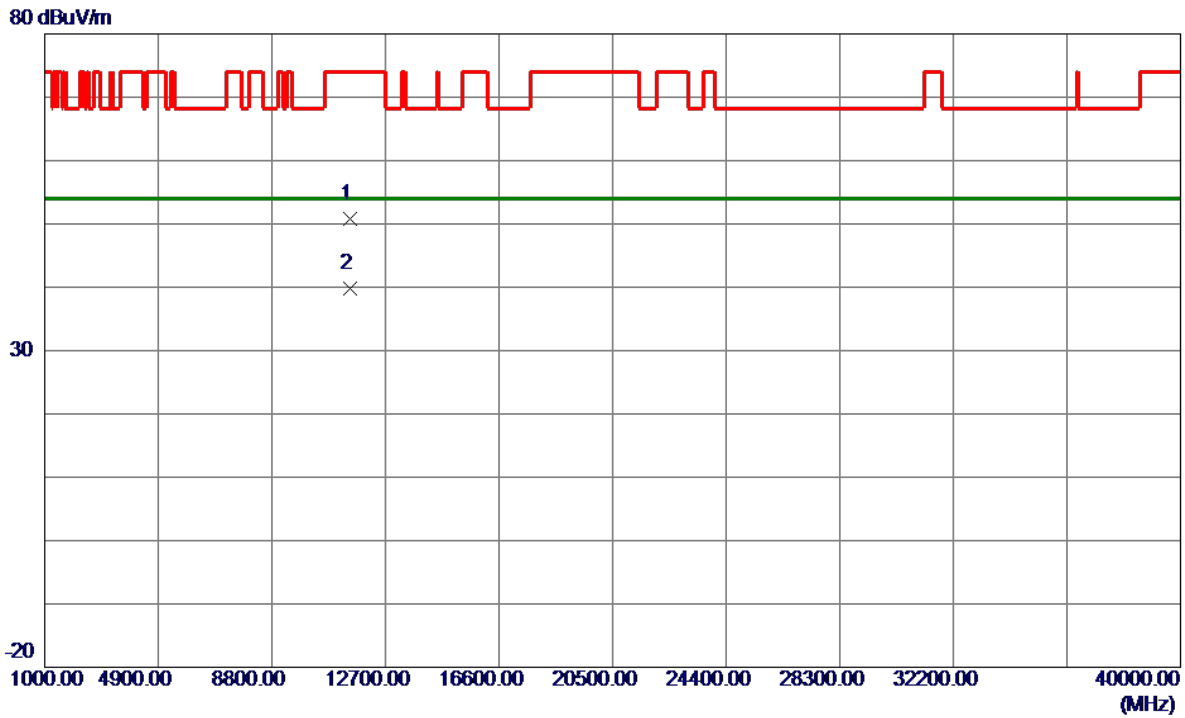


No.	Freq. MHz	Reading Level dBuV/m	Correct Factor dB	Measure ment dBuV/m	Limit dBuV/m	Margin dB	Detector	Comment
1	5715.0000	57.89	16.79	74.68	109.40	-34.72	Peak	
2	5725.0000	74.69	16.80	91.49	122.20	-30.71	Peak	
3 *	5747.6000	100.97	16.81	117.78	122.20	-4.42	Peak	No Limit

**REMARKS:**

- (1) Measurement Value = Reading Level + Correct Factor.
- (2) Margin Level = Measurement Value - Limit Value.

Test Mode	UNII-3_TX AC(VHT20) Mode 5745 MHz	Polarization	Horizontal
-----------	-----------------------------------	--------------	------------



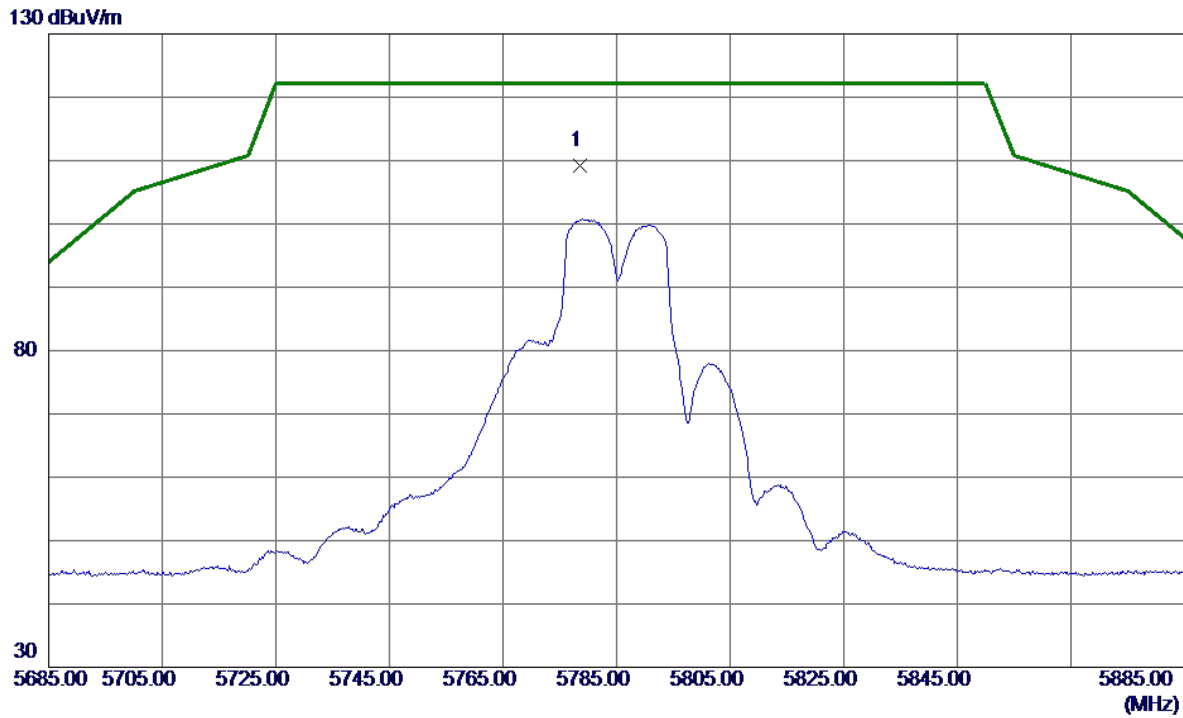
No.	Freq. MHz	Reading Level dBuV/m	Correct Factor dB	Measure ment dBuV/m	Limit dBuV/m	Margin dB	Detector	Comment
1	11490.0000	37.67	13.15	50.82	74.00	-23.18	Peak	
2 *	11490.0000	26.62	13.15	39.77	54.00	-14.23	AVG	

**REMARKS:**

- (1) Measurement Value = Reading Level + Correct Factor.
- (2) Margin Level = Measurement Value - Limit Value.



Test Mode	UNII-3_TX AC(VHT20) Mode 5785 MHz	Polarization	Vertical
-----------	-----------------------------------	--------------	----------

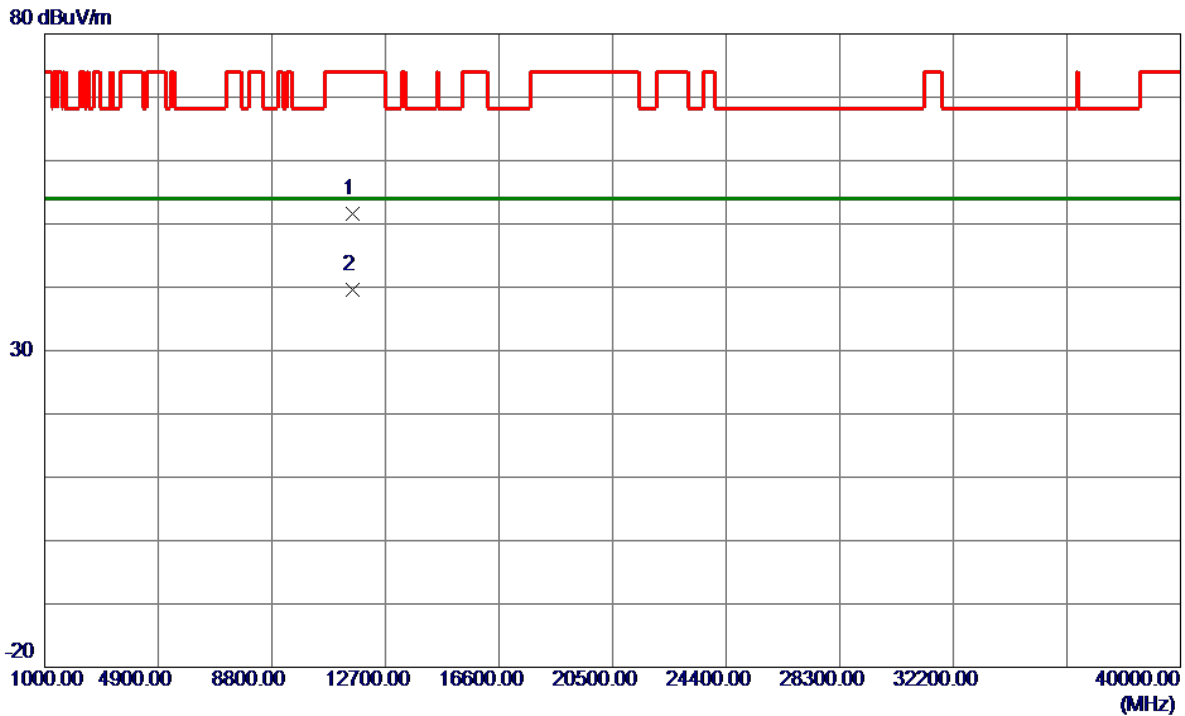


No.	Freq. MHz	Reading Level dBuV/m	Correct Factor dB	Measure ment dBuV/m	Limit dBuV/m	Margin dB	Detector	Comment
1 *	5778.6000	92.29	16.83	109.12	122.20	-13.08	Peak	No Limit

**REMARKS:**

- (1) Measurement Value = Reading Level + Correct Factor.
- (2) Margin Level = Measurement Value - Limit Value.

Test Mode	UNII-3_TX AC(VHT20) Mode 5785 MHz	Polarization	Vertical
-----------	-----------------------------------	--------------	----------

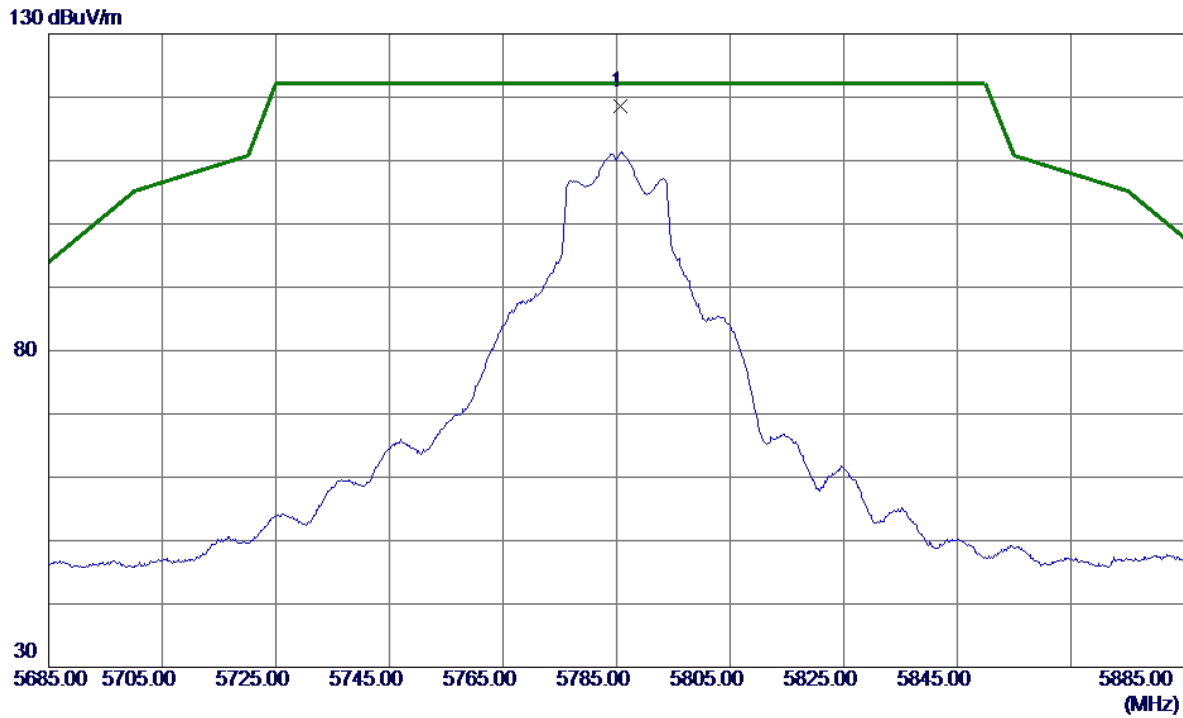


No.	Freq. MHz	Reading Level dBuV/m	Correct Factor dB	Measure ment dBuV/m	Limit dBuV/m	Margin dB	Detector	Comment
1	11570.7200	38.45	13.20	51.65	74.00	-22.35	Peak	
2 *	11571.2100	26.48	13.20	39.68	54.00	-14.32	AVG	

**REMARKS:**

- (1) Measurement Value = Reading Level + Correct Factor.
- (2) Margin Level = Measurement Value - Limit Value.

Test Mode	UNII-3_TX AC(VHT20) Mode 5785 MHz	Polarization	Horizontal
-----------	-----------------------------------	--------------	------------

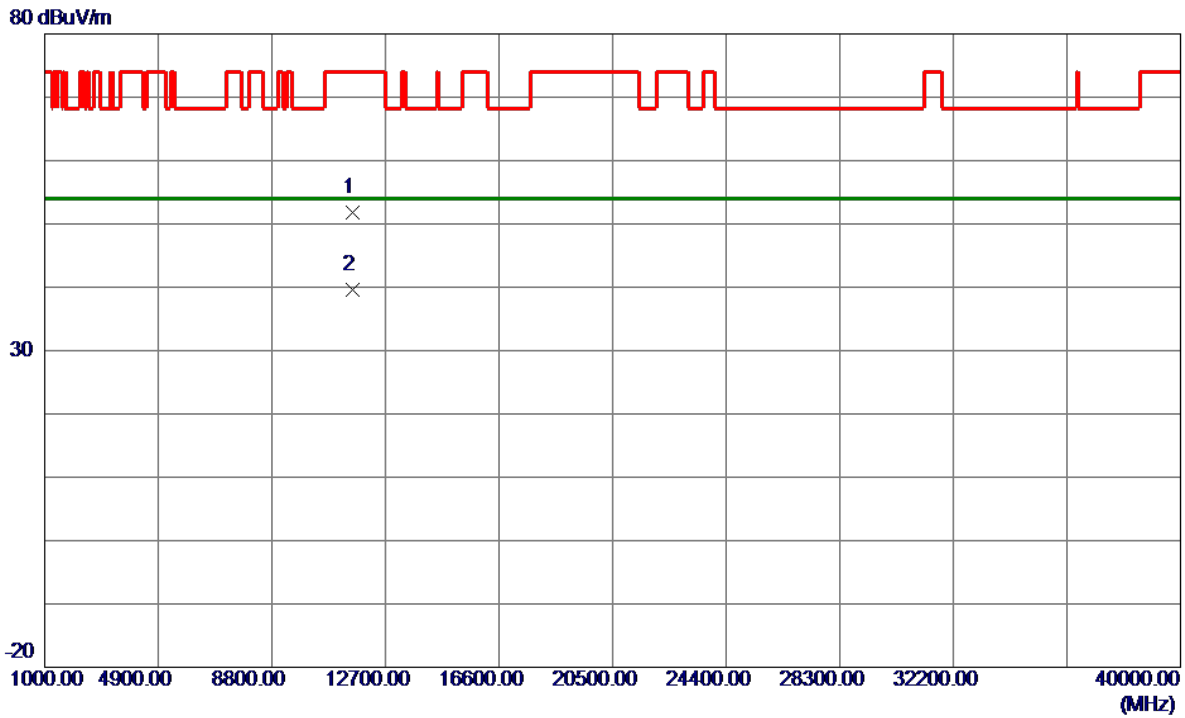


No.	Freq. MHz	Reading Level dBuV/m	Correct Factor dB	Measure ment dBuV/m	Limit dBuV/m	Margin dB	Detector	Comment
1 *	5785.6000	101.86	16.83	118.69	122.20	-3.51	Peak	No Limit

**REMARKS:**

- (1) Measurement Value = Reading Level + Correct Factor.
- (2) Margin Level = Measurement Value - Limit Value.

Test Mode	UNII-3_TX AC(VHT20) Mode 5785 MHz	Polarization	Horizontal
-----------	-----------------------------------	--------------	------------



No.	Freq. MHz	Reading Level dBuV/m	Correct Factor dB	Measure ment dBuV/m	Limit dBuV/m	Margin dB	Detector	Comment
1	11570.0000	38.53	13.20	51.73	74.00	-22.27	Peak	
2 *	11570.0000	26.45	13.20	39.65	54.00	-14.35	AVG	

**REMARKS:**

- (1) Measurement Value = Reading Level + Correct Factor.
- (2) Margin Level = Measurement Value - Limit Value.

Test Mode	UNII-3_TX AC(VHT20) Mode 5825 MHz	Polarization	Vertical
-----------	-----------------------------------	--------------	----------

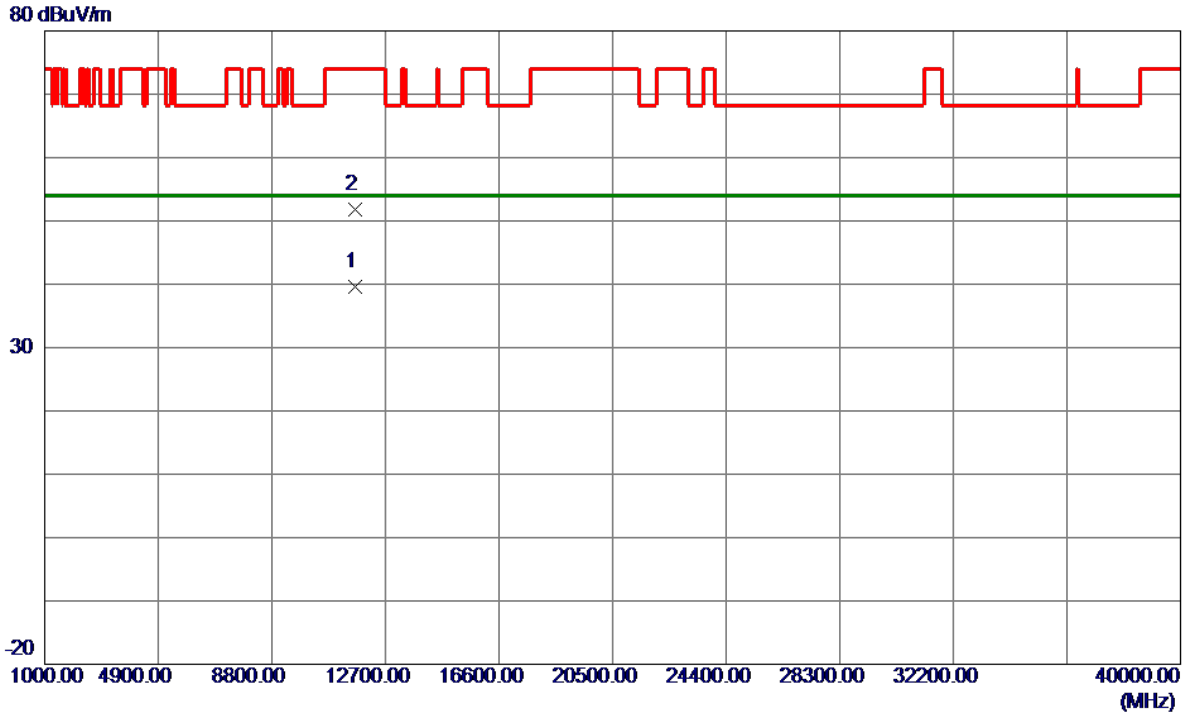


No.	Freq. MHz	Reading Level dBuV/m	Correct Factor dB	Measure ment dBuV/m	Limit dBuV/m	Margin dB	Detector	Comment
1 *	5827.4000	89.66	16.86	106.52	122.20	-15.68	Peak	No Limit
2	5850.0000	55.38	16.87	72.25	122.20	-49.95	Peak	
3	5860.0000	46.89	16.88	63.77	109.40	-45.63	Peak	

REMARKS:

- (1) Measurement Value = Reading Level + Correct Factor.
- (2) Margin Level = Measurement Value - Limit Value.

Test Mode	UNII-3_TX AC(VHT20) Mode 5825 MHz	Polarization	Vertical
-----------	-----------------------------------	--------------	----------

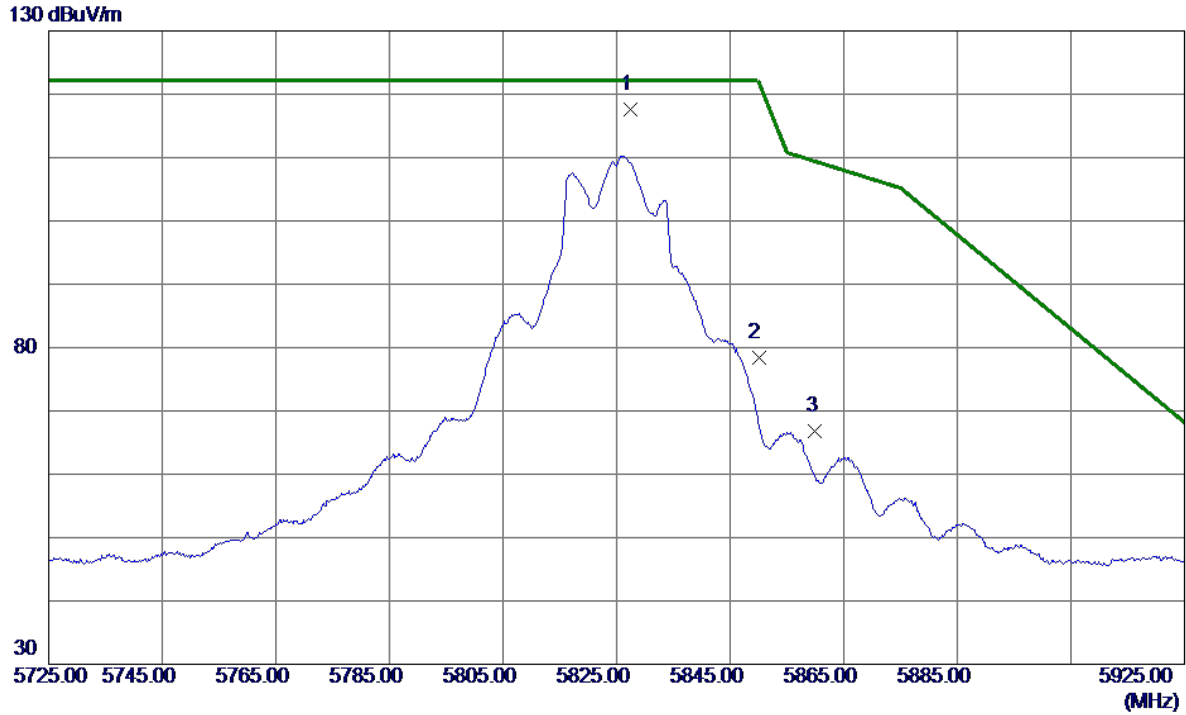


No.	Freq. MHz	Reading Level dBuV/m	Correct Factor dB	Measure ment dBuV/m	Limit dBuV/m	Margin dB	Detector	Comment
1 *	11648.7300	26.37	13.25	39.62	54.00	-14.38	AVG	
2	11649.0500	38.57	13.25	51.82	74.00	-22.18	Peak	

**REMARKS:**

- (1) Measurement Value = Reading Level + Correct Factor.
- (2) Margin Level = Measurement Value - Limit Value.

Test Mode	UNII-3_TX AC(VHT20) Mode 5825 MHz	Polarization	Horizontal
-----------	-----------------------------------	--------------	------------

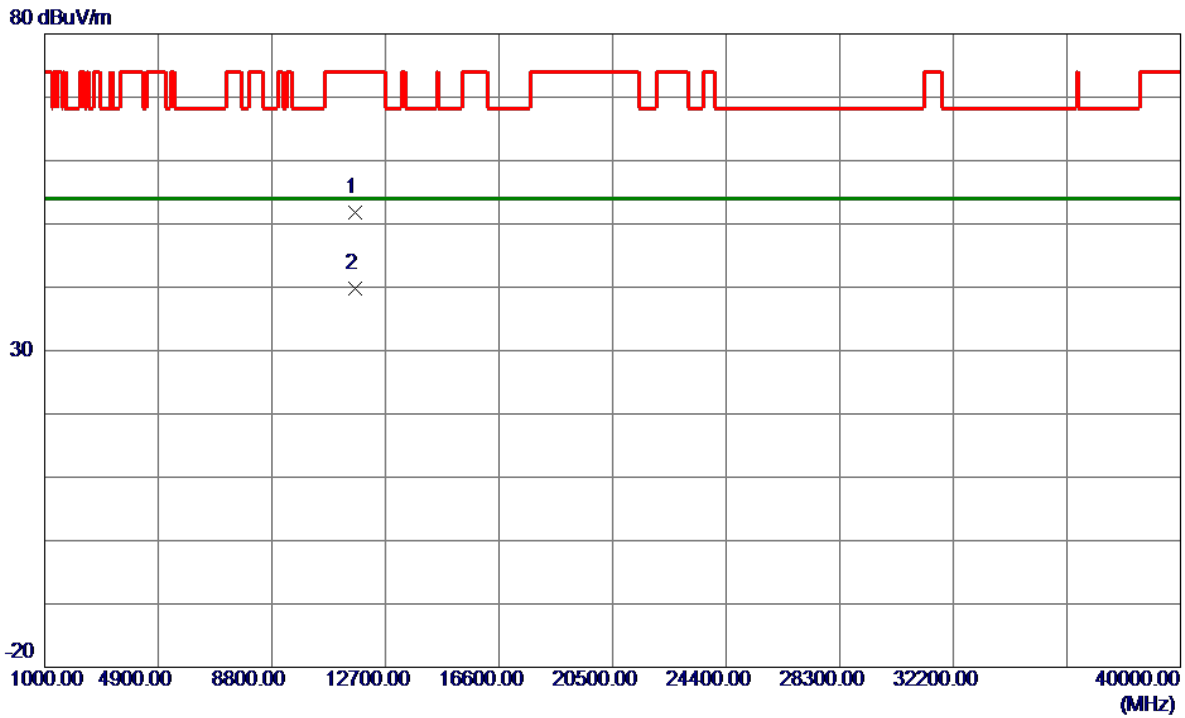


No.	Freq. MHz	Reading Level dBuV/m	Correct Factor dB	Measure ment dBuV/m	Limit dBuV/m	Margin dB	Detector	Comment
1 *	5827.4000	100.78	16.86	117.64	122.20	-4.56	Peak	No Limit
2	5850.0000	61.52	16.87	78.39	122.20	-43.81	Peak	
3	5860.0000	49.84	16.88	66.72	109.40	-42.68	Peak	

**REMARKS:**

- (1) Measurement Value = Reading Level + Correct Factor.
- (2) Margin Level = Measurement Value - Limit Value.

Test Mode	UNII-3_TX AC(VHT20) Mode 5825 MHz	Polarization	Horizontal
-----------	-----------------------------------	--------------	------------



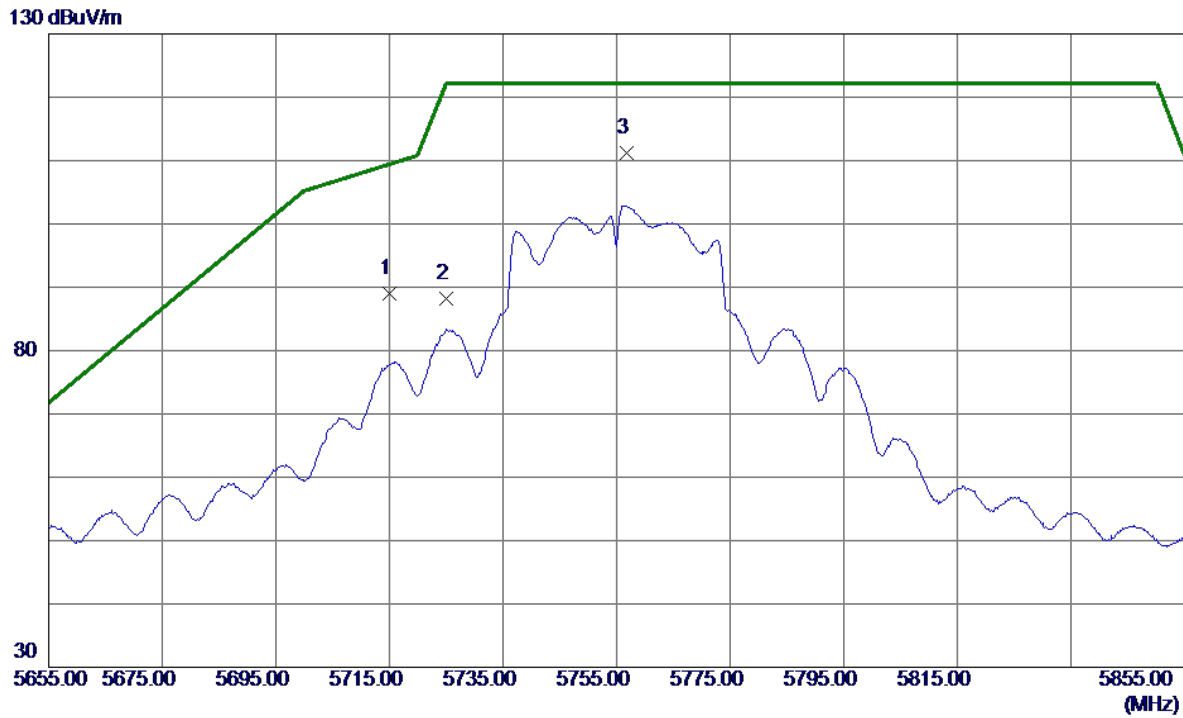
No.	Freq. MHz	Reading Level dBuV/m	Correct Factor dB	Measure ment dBuV/m	Limit dBuV/m	Margin dB	Detector	Comment
1	11650.0000	38.60	13.25	51.85	74.00	-22.15	Peak	
2 *	11650.0000	26.53	13.25	39.78	54.00	-14.22	AVG	

**REMARKS:**

- (1) Measurement Value = Reading Level + Correct Factor.
- (2) Margin Level = Measurement Value - Limit Value.



Test Mode	UNII-3_TX AC(VHT40) Mode 5755 MHz	Polarization	Vertical
-----------	-----------------------------------	--------------	----------

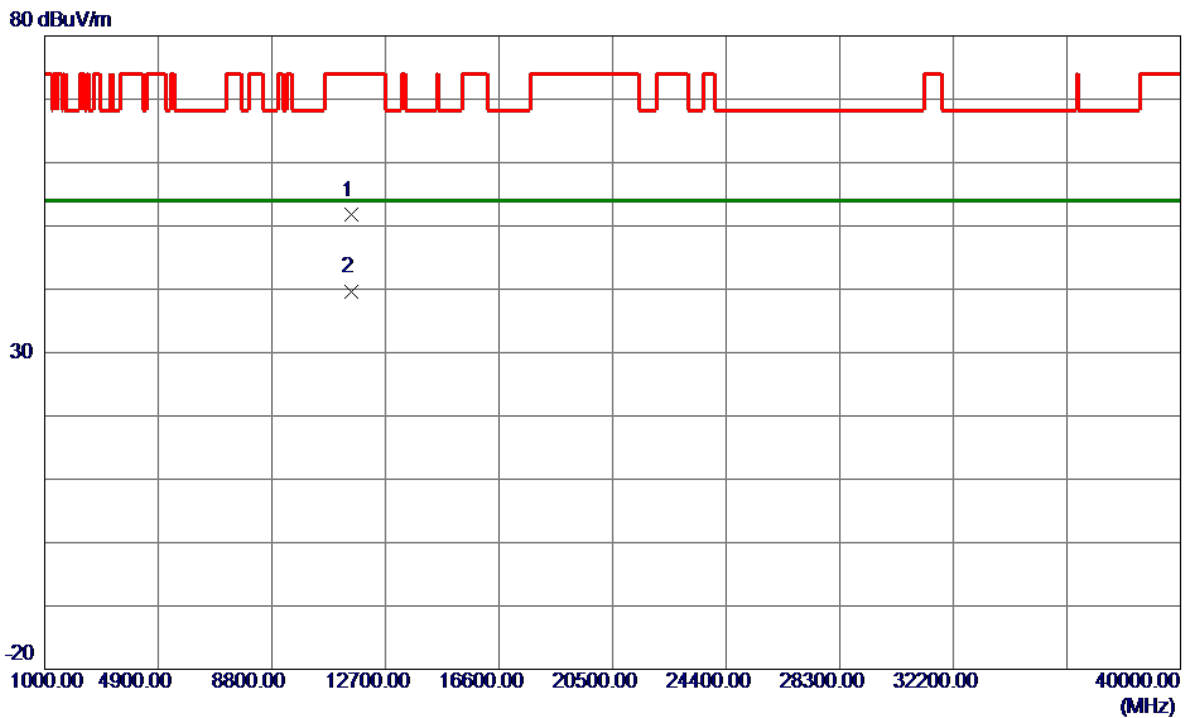


No.	Freq. MHz	Reading Level dBuV/m	Correct Factor dB	Measure ment dBuV/m	Limit dBuV/m	Margin dB	Detector	Comment
1	5715.0000	72.26	16.79	89.05	109.40	-20.35	Peak	
2	5725.0000	71.32	16.80	88.12	122.20	-34.08	Peak	
3 *	5756.8000	94.32	16.82	111.14	122.20	-11.06	Peak	No Limit

**REMARKS:**

- (1) Measurement Value = Reading Level + Correct Factor.
- (2) Margin Level = Measurement Value - Limit Value.

Test Mode	UNII-3_TX AC(VHT40) Mode 5755 MHz	Polarization	Vertical
-----------	-----------------------------------	--------------	----------

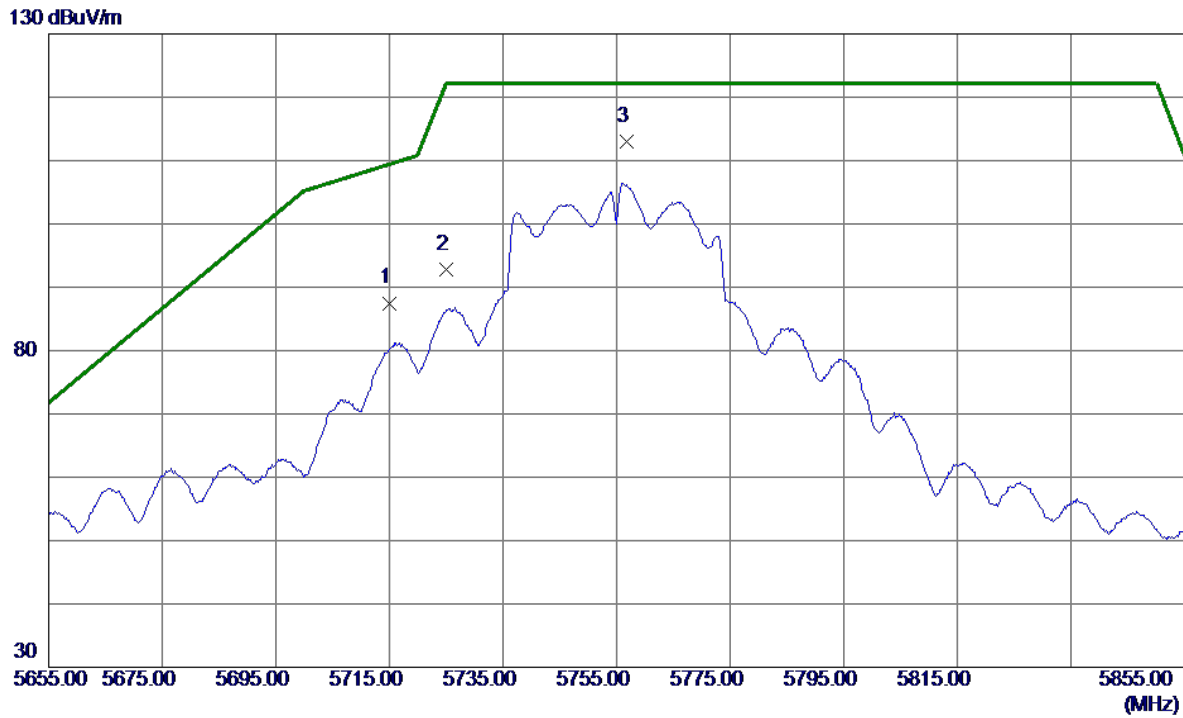


No.	Freq. MHz	Reading Level dBuV/m	Correct Factor dB	Measure ment dBuV/m	Limit dBuV/m	Margin dB	Detector	Comment
1	11510.0000	38.54	13.16	51.70	74.00	-22.30	Peak	
2 *	11510.0000	26.50	13.16	39.66	54.00	-14.34	AVG	

**REMARKS:**

- (1) Measurement Value = Reading Level + Correct Factor.
- (2) Margin Level = Measurement Value - Limit Value.

Test Mode	UNII-3_TX AC(VHT40) Mode 5755 MHz	Polarization	Horizontal
-----------	-----------------------------------	--------------	------------

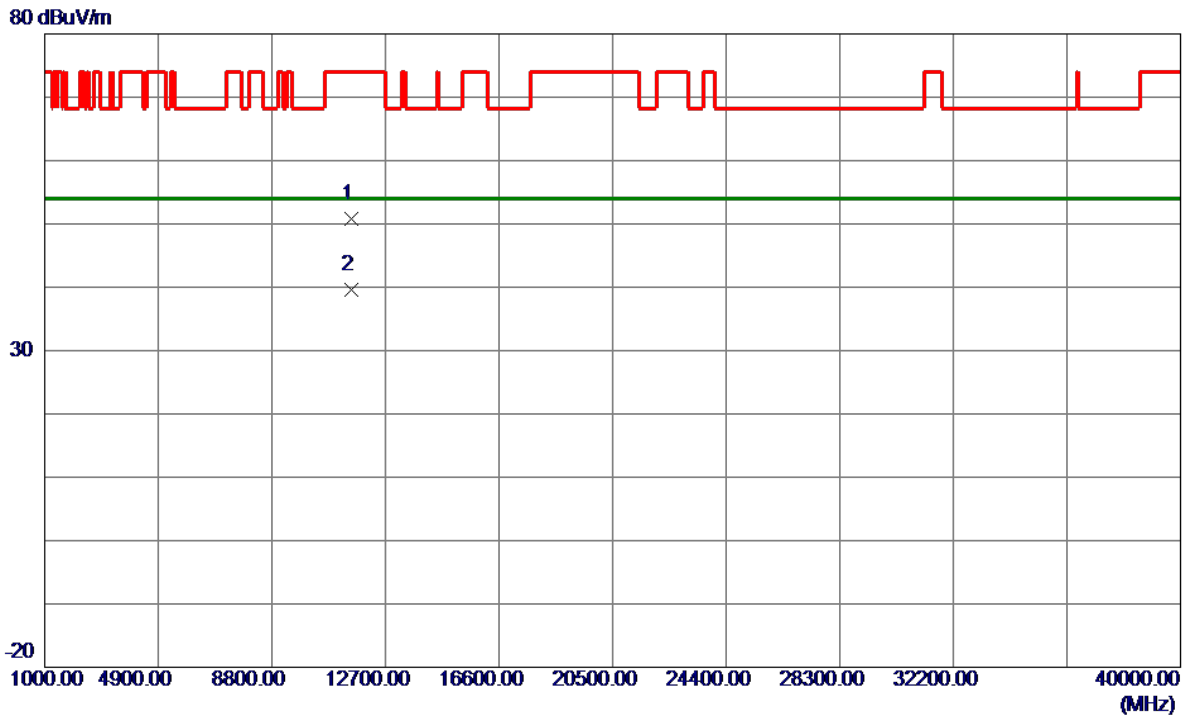


No.	Freq. MHz	Reading Level dBuV/m	Correct Factor dB	Measure ment dBuV/m	Limit dBuV/m	Margin dB	Detector	Comment
1	5715.0000	70.71	16.79	87.50	109.40	-21.90	Peak	
2	5725.0000	75.93	16.80	92.73	122.20	-29.47	Peak	
3 *	5756.8000	96.16	16.82	112.98	122.20	-9.22	Peak	No Limit

**REMARKS:**

- (1) Measurement Value = Reading Level + Correct Factor.
- (2) Margin Level = Measurement Value - Limit Value.

Test Mode	UNII-3_TX AC(VHT40) Mode 5755 MHz	Polarization	Horizontal
-----------	-----------------------------------	--------------	------------

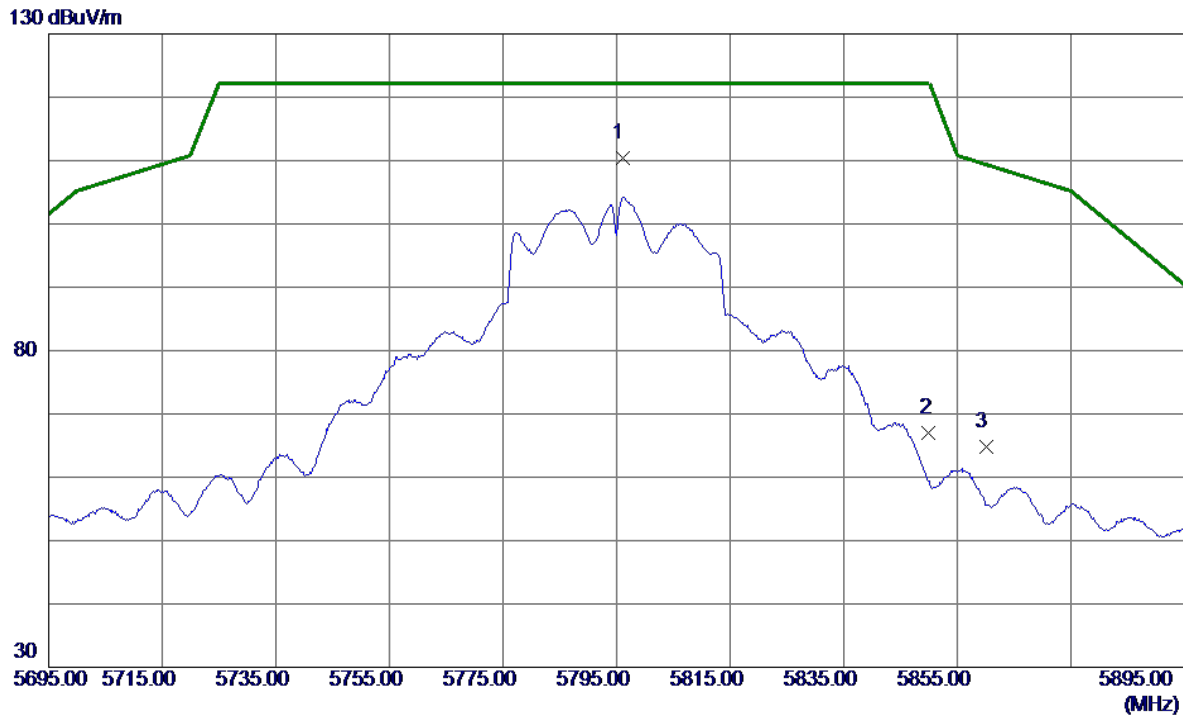


No.	Freq. MHz	Reading Level dBuV/m	Correct Factor dB	Measure ment dBuV/m	Limit dBuV/m	Margin dB	Detector	Comment
1	11510.0000	37.63	13.16	50.79	74.00	-23.21	Peak	
2 *	11510.0000	26.49	13.16	39.65	54.00	-14.35	AVG	

**REMARKS:**

- (1) Measurement Value = Reading Level + Correct Factor.
- (2) Margin Level = Measurement Value - Limit Value.

Test Mode	UNII-3_TX AC(VHT40) Mode 5795 MHz	Polarization	Vertical
-----------	-----------------------------------	--------------	----------

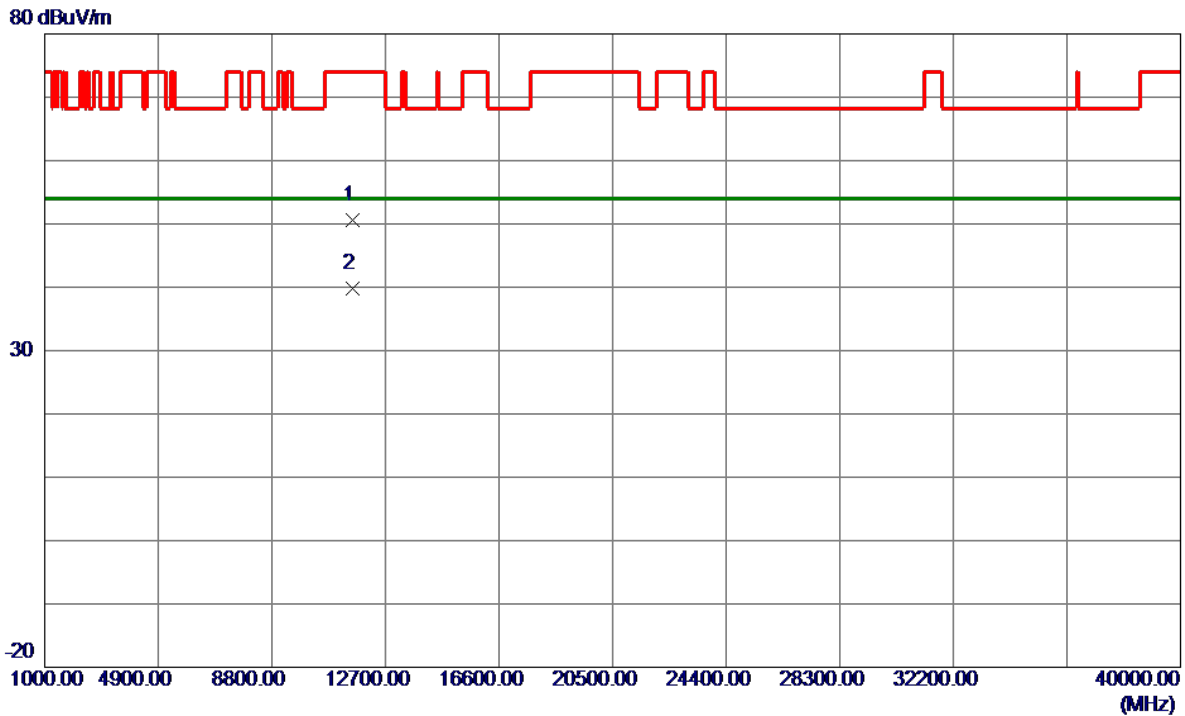


No.	Freq. MHz	Reading Level dBuV/m	Correct Factor dB	Measure ment dBuV/m	Limit dBuV/m	Margin dB	Detector	Comment
1 *	5796.0000	93.61	16.84	110.45	122.20	-11.75	Peak	No Limit
2	5850.0000	50.07	16.87	66.94	122.20	-55.26	Peak	
3	5860.0000	47.96	16.88	64.84	109.40	-44.56	Peak	

**REMARKS:**

- (1) Measurement Value = Reading Level + Correct Factor.
- (2) Margin Level = Measurement Value - Limit Value.

Test Mode	UNII-3_TX AC(VHT40) Mode 5795 MHz	Polarization	Vertical
-----------	-----------------------------------	--------------	----------

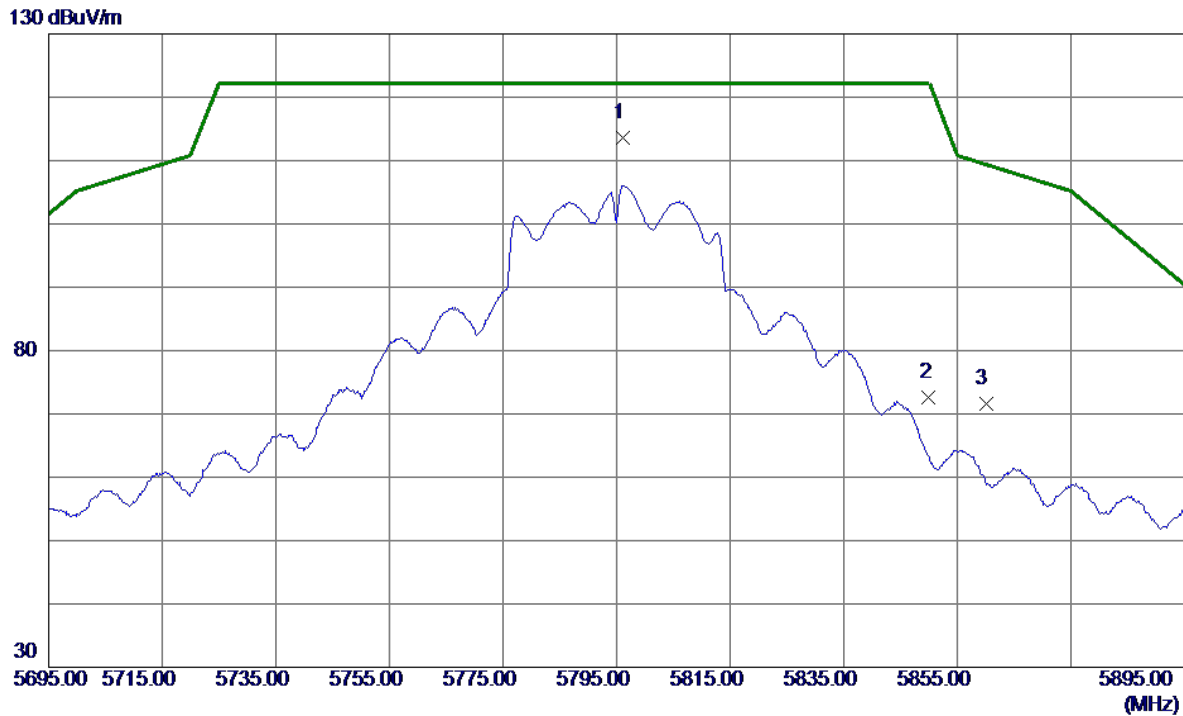


No.	Freq. MHz	Reading Level dBuV/m	Correct Factor dB	Measure ment dBuV/m	Limit dBuV/m	Margin dB	Detector	Comment
1	11590.0000	37.43	13.21	50.64	74.00	-23.36	Peak	
2 *	11590.0000	26.51	13.21	39.72	54.00	-14.28	AVG	

**REMARKS:**

- (1) Measurement Value = Reading Level + Correct Factor.
- (2) Margin Level = Measurement Value - Limit Value.

Test Mode	UNII-3_TX AC(VHT40) Mode 5795 MHz	Polarization	Horizontal
-----------	-----------------------------------	--------------	------------

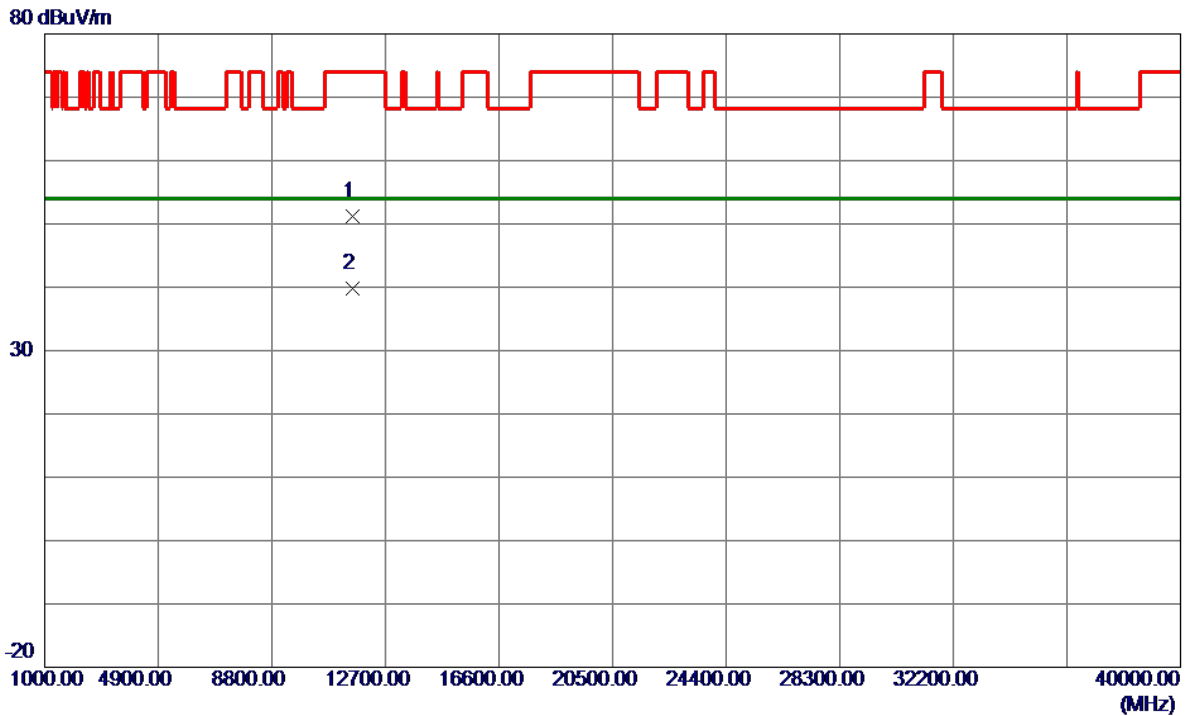


No.	Freq. MHz	Reading Level dBuV/m	Correct Factor dB	Measure ment dBuV/m	Limit dBuV/m	Margin dB	Detector	Comment
1 *	5796.2000	96.74	16.84	113.58	122.20	-8.62	Peak	No Limit
2	5850.0000	55.65	16.87	72.52	122.20	-49.68	Peak	
3	5860.0000	54.67	16.88	71.55	109.40	-37.85	Peak	

**REMARKS:**

- (1) Measurement Value = Reading Level + Correct Factor.
- (2) Margin Level = Measurement Value - Limit Value.

Test Mode	UNII-3_TX AC(VHT40) Mode 5795 MHz	Polarization	Horizontal
-----------	-----------------------------------	--------------	------------



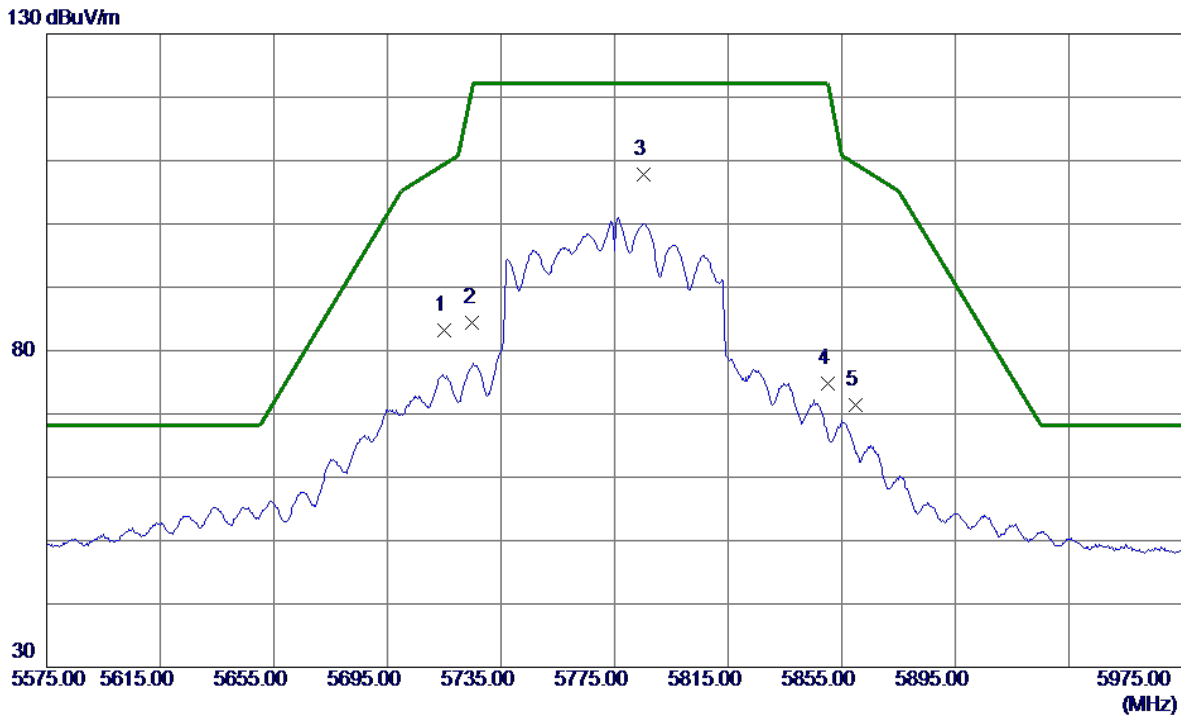
No.	Freq. MHz	Reading Level dBuV/m	Correct Factor dB	Measure ment dBuV/m	Limit dBuV/m	Margin dB	Detector	Comment
1	11590.0000	38.03	13.21	51.24	74.00	-22.76	Peak	
2 *	11590.0000	26.51	13.21	39.72	54.00	-14.28	AVG	

**REMARKS:**

- (1) Measurement Value = Reading Level + Correct Factor.
- (2) Margin Level = Measurement Value - Limit Value.



Test Mode	UNII-3_TX AC(VHT80) Mode 5775 MHz	Polarization	Vertical
-----------	-----------------------------------	--------------	----------

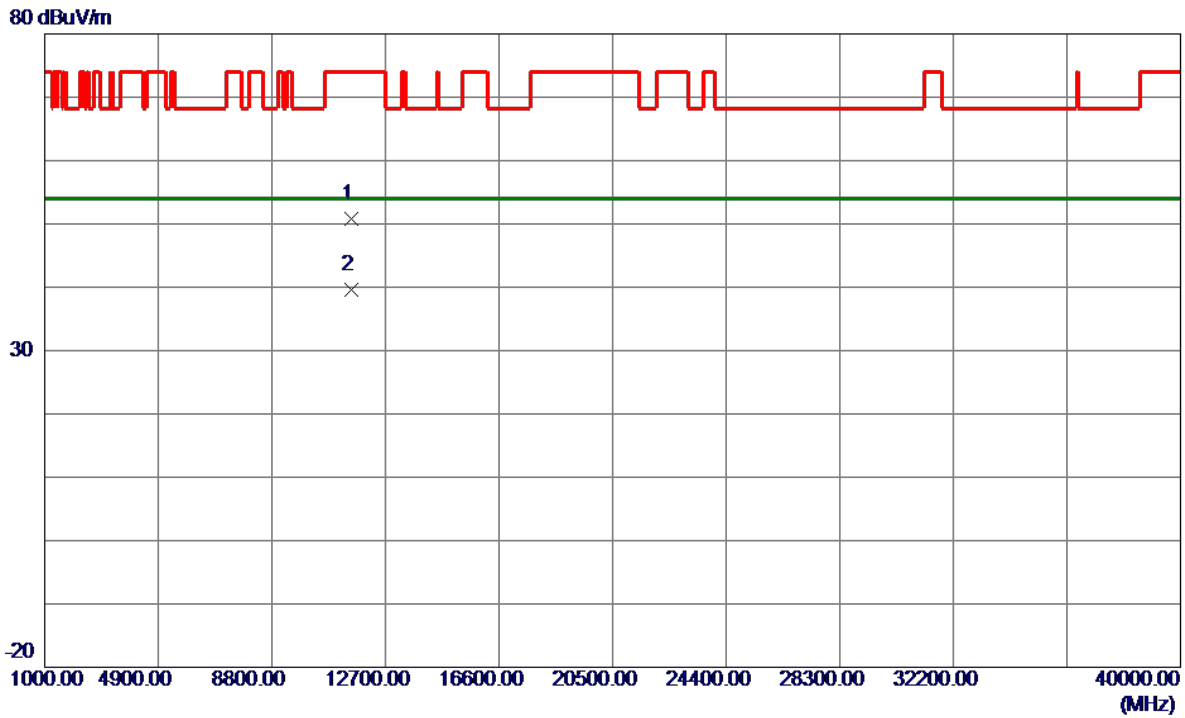


No.	Freq. MHz	Reading Level dBuV/m	Correct Factor dB	Measure ment dBuV/m	Limit dBuV/m	Margin dB	Detector	Comment
1	5715.0000	66.47	16.79	83.26	109.40	-26.14	Peak	
2	5725.0000	67.62	16.80	84.42	122.20	-37.78	Peak	
3 *	5785.4000	91.06	16.83	107.89	122.20	-14.31	Peak	No Limit
4	5850.0000	57.90	16.87	74.77	122.20	-47.43	Peak	
5	5860.0000	54.52	16.88	71.40	109.40	-38.00	Peak	

**REMARKS:**

- (1) Measurement Value = Reading Level + Correct Factor.
- (2) Margin Level = Measurement Value - Limit Value.

Test Mode	UNII-3_TX AC(VHT80) Mode 5775 MHz	Polarization	Vertical
-----------	-----------------------------------	--------------	----------

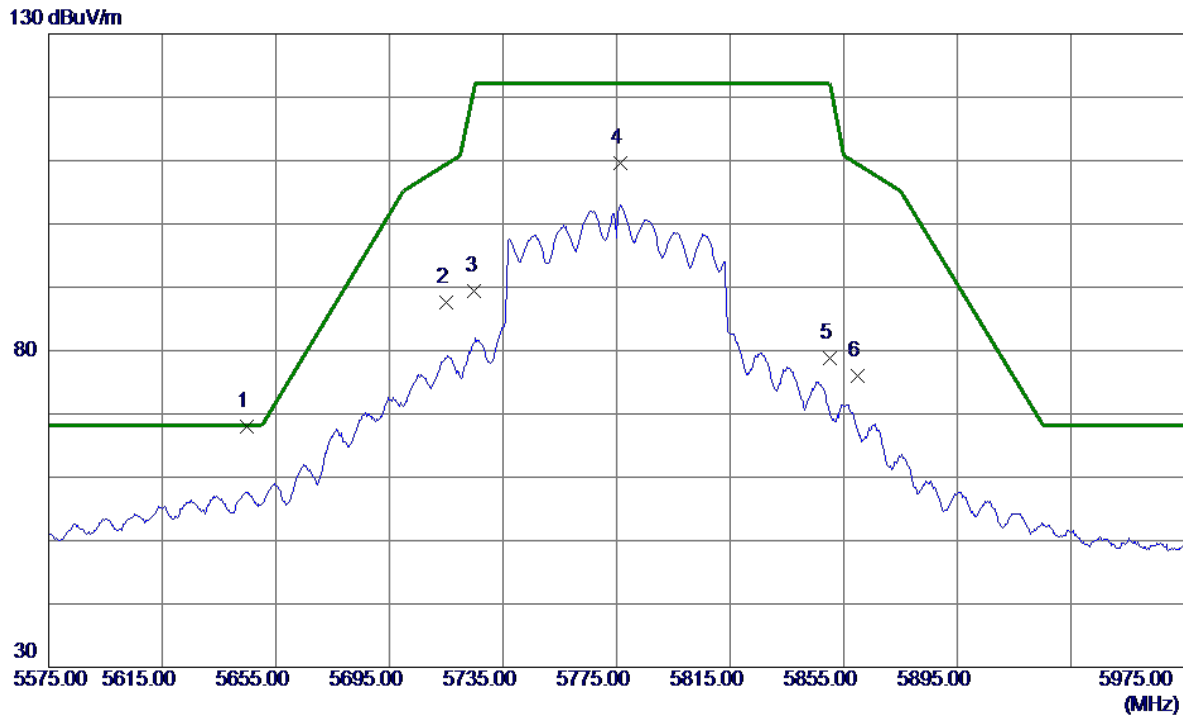


No.	Freq. MHz	Reading Level dBuV/m	Correct Factor dB	Measure ment dBuV/m	Limit dBuV/m	Margin dB	Detector	Comment
1	11550.0000	37.64	13.19	50.83	74.00	-23.17	Peak	
2 *	11550.0000	26.45	13.19	39.64	54.00	-14.36	AVG	

**REMARKS:**

- (1) Measurement Value = Reading Level + Correct Factor.
- (2) Margin Level = Measurement Value - Limit Value.

Test Mode	UNII-3_TX AC(VHT80) Mode 5775 MHz	Polarization	Horizontal
-----------	-----------------------------------	--------------	------------

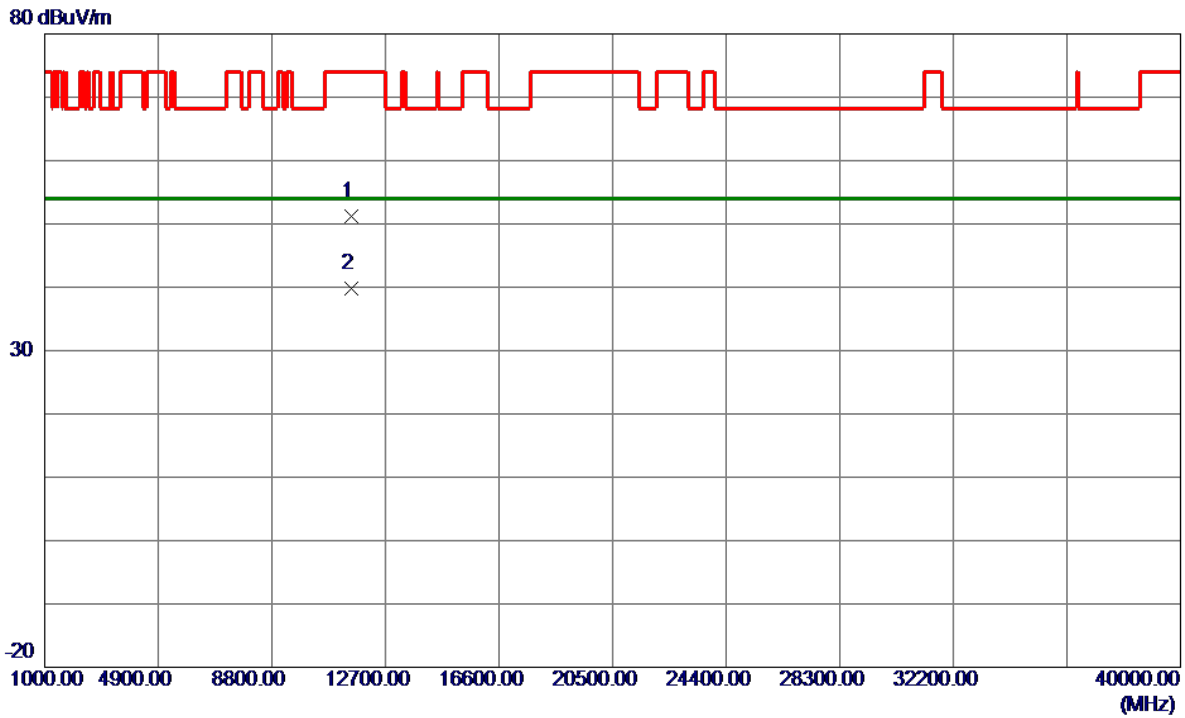


No.	Freq. MHz	Reading Level dBuV/m	Correct Factor dB	Measure ment dBuV/m	Limit dBuV/m	Margin dB	Detector	Comment
1 *	5644.6000	51.29	16.75	68.04	68.20	-0.16	Peak	
2	5715.0000	70.90	16.79	87.69	109.40	-21.71	Peak	
3	5725.0000	72.68	16.80	89.48	122.20	-32.72	Peak	
4	5776.2000	92.81	16.83	109.64	122.20	-12.56	Peak	No Limit
5	5850.0000	61.97	16.87	78.84	122.20	-43.36	Peak	
6	5860.0000	59.06	16.88	75.94	109.40	-33.46	Peak	

**REMARKS:**

- (1) Measurement Value = Reading Level + Correct Factor.
- (2) Margin Level = Measurement Value - Limit Value.

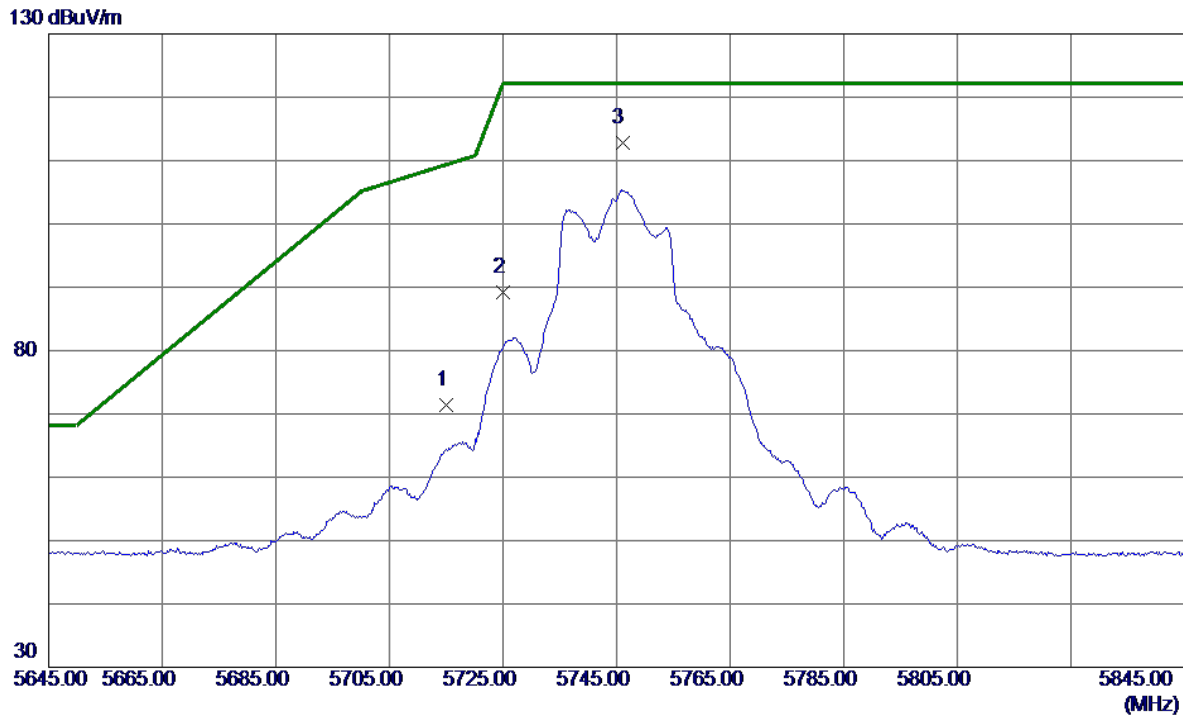
Test Mode	UNII-3_TX AC(VHT80) Mode 5775 MHz	Polarization	Horizontal
-----------	-----------------------------------	--------------	------------



No.	Freq. MHz	Reading Level dBuV/m	Correct Factor dB	Measure ment dBuV/m	Limit dBuV/m	Margin dB	Detector	Comment
1	11550.0000	38.01	13.19	51.20	74.00	-22.80	Peak	
2 *	11550.0000	26.53	13.19	39.72	54.00	-14.28	AVG	

REMARKS:  
 (1) Measurement Value = Reading Level + Correct Factor.  
 (2) Margin Level = Measurement Value - Limit Value.

Test Mode	UNII-3_TX AX(HE20) Mode 5745 MHz	Polarization	Vertical
-----------	----------------------------------	--------------	----------

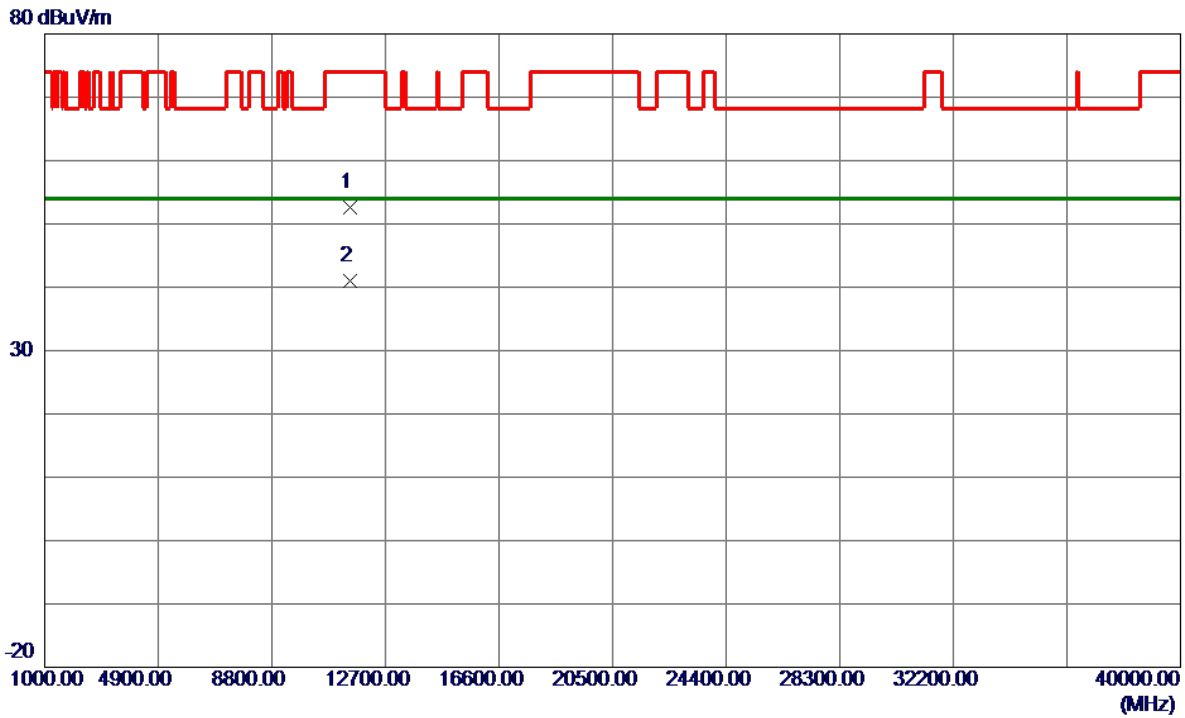


No.	Freq. MHz	Reading Level dBuV/m	Correct Factor dB	Measure ment dBuV/m	Limit dBuV/m	Margin dB	Detector	Comment
1	5715.0000	54.59	16.79	71.38	109.40	-38.02	Peak	
2	5725.0000	72.39	16.80	89.19	122.20	-33.01	Peak	
3 *	5746.0000	95.97	16.81	112.78	122.20	-9.42	Peak	No Limit

**REMARKS:**

- (1) Measurement Value = Reading Level + Correct Factor.
- (2) Margin Level = Measurement Value - Limit Value.

Test Mode	UNII-3_TX AX(HE20) Mode 5745 MHz	Polarization	Vertical
-----------	----------------------------------	--------------	----------

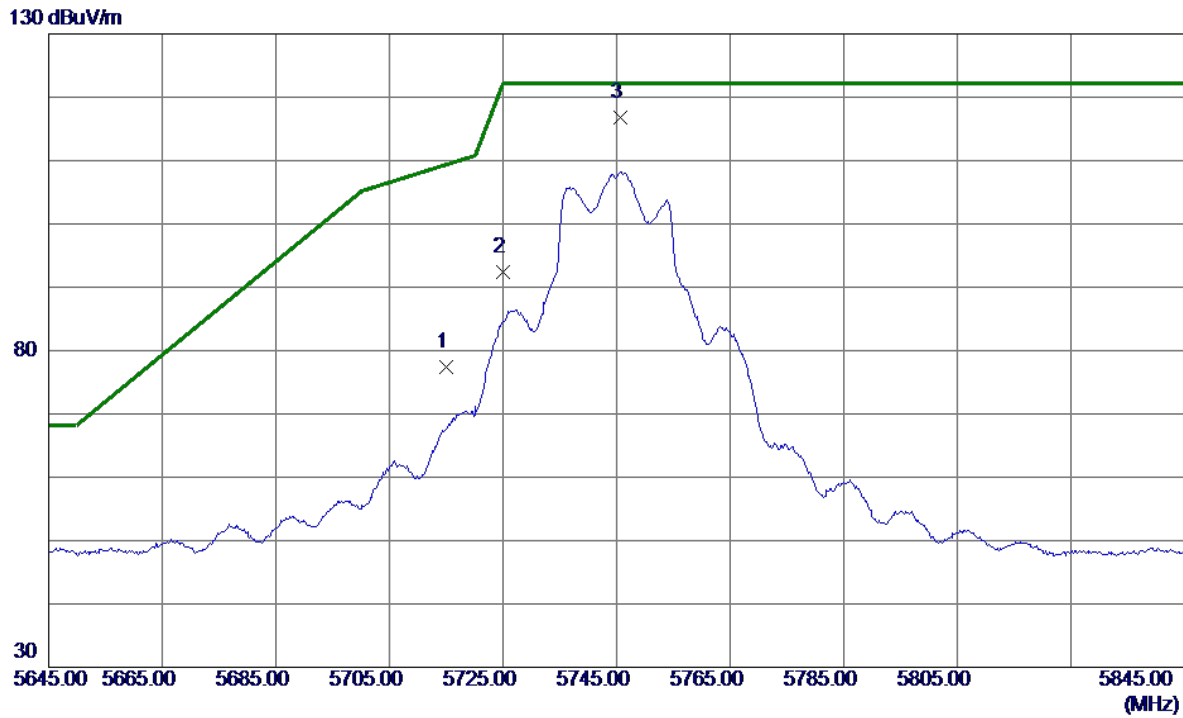


No.	Freq. MHz	Reading Level dBuV/m	Correct Factor dB	Measure ment dBuV/m	Limit dBuV/m	Margin dB	Detector	Comment
1	11489.3580	37.96	14.64	52.60	74.00	-21.40	Peak	
2 *	11490.4400	26.45	14.64	41.09	54.00	-12.91	AVG	

**REMARKS:**

- (1) Measurement Value = Reading Level + Correct Factor.
- (2) Margin Level = Measurement Value - Limit Value.

Test Mode	UNII-3_TX AX(HE20) Mode 5745 MHz	Polarization	Horizontal
-----------	----------------------------------	--------------	------------

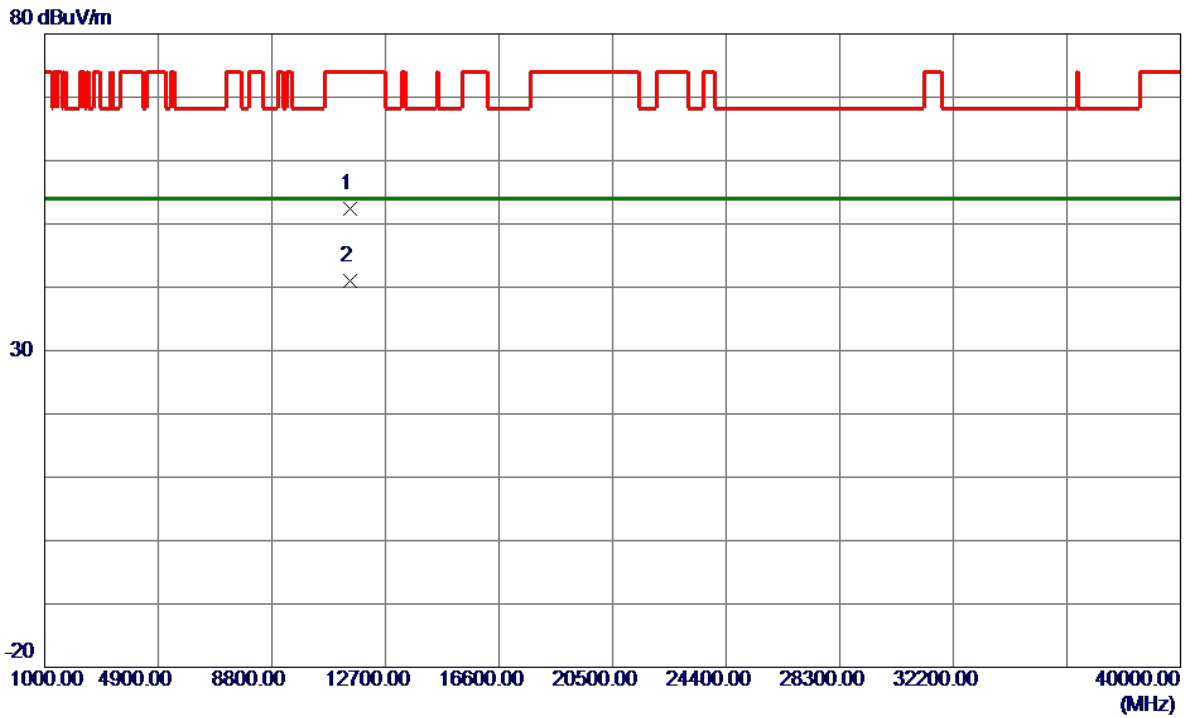


No.	Freq. MHz	Reading Level dBuV/m	Correct Factor dB	Measure ment dBuV/m	Limit dBuV/m	Margin dB	Detector	Comment
1	5715.0000	60.63	16.79	77.42	109.40	-31.98	Peak	
2	5725.0000	75.68	16.80	92.48	122.20	-29.72	Peak	
3 *	5745.6000	99.96	16.81	116.77	122.20	-5.43	Peak	No Limit

**REMARKS:**

- (1) Measurement Value = Reading Level + Correct Factor.
- (2) Margin Level = Measurement Value - Limit Value.

Test Mode	UNII-3_TX AX(HE20) Mode 5745 MHz	Polarization	Horizontal
-----------	----------------------------------	--------------	------------



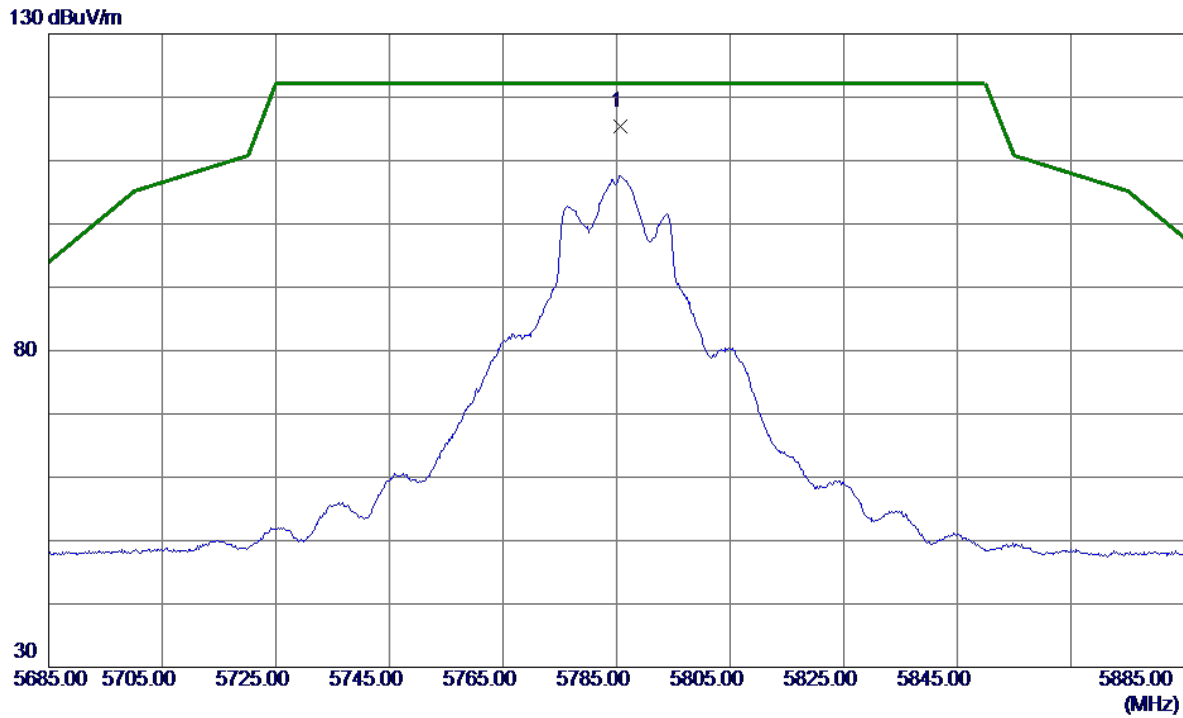
No.	Freq. MHz	Reading Level dBuV/m	Correct Factor dB	Measure ment dBuV/m	Limit dBuV/m	Margin dB	Detector	Comment
1	11489.2720	37.79	14.64	52.43	74.00	-21.57	Peak	
2 *	11489.4640	26.30	14.64	40.94	54.00	-13.06	AVG	

**REMARKS:**

- (1) Measurement Value = Reading Level + Correct Factor.
- (2) Margin Level = Measurement Value - Limit Value.



Test Mode	UNII-3_TX AX(HE20) Mode 5785 MHz	Polarization	Vertical
-----------	----------------------------------	--------------	----------

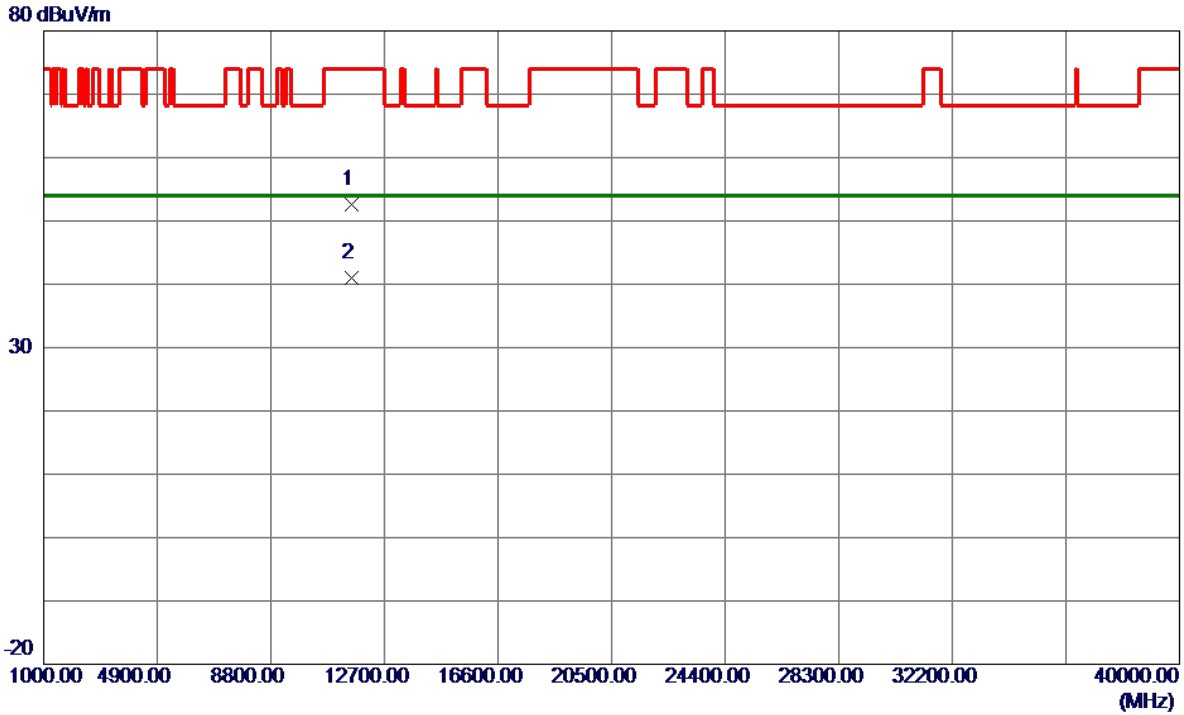


No.	Freq. MHz	Reading Level dBuV/m	Correct Factor dB	Measure ment dBuV/m	Limit dBuV/m	Margin dB	Detector	Comment
1 *	5785.6000	98.55	16.83	115.38	122.20	-6.82	Peak	No Limit

**REMARKS:**

- (1) Measurement Value = Reading Level + Correct Factor.
- (2) Margin Level = Measurement Value - Limit Value.

Test Mode	UNII-3_TX AX(HE20) Mode 5785 MHz	Polarization	Vertical
-----------	----------------------------------	--------------	----------

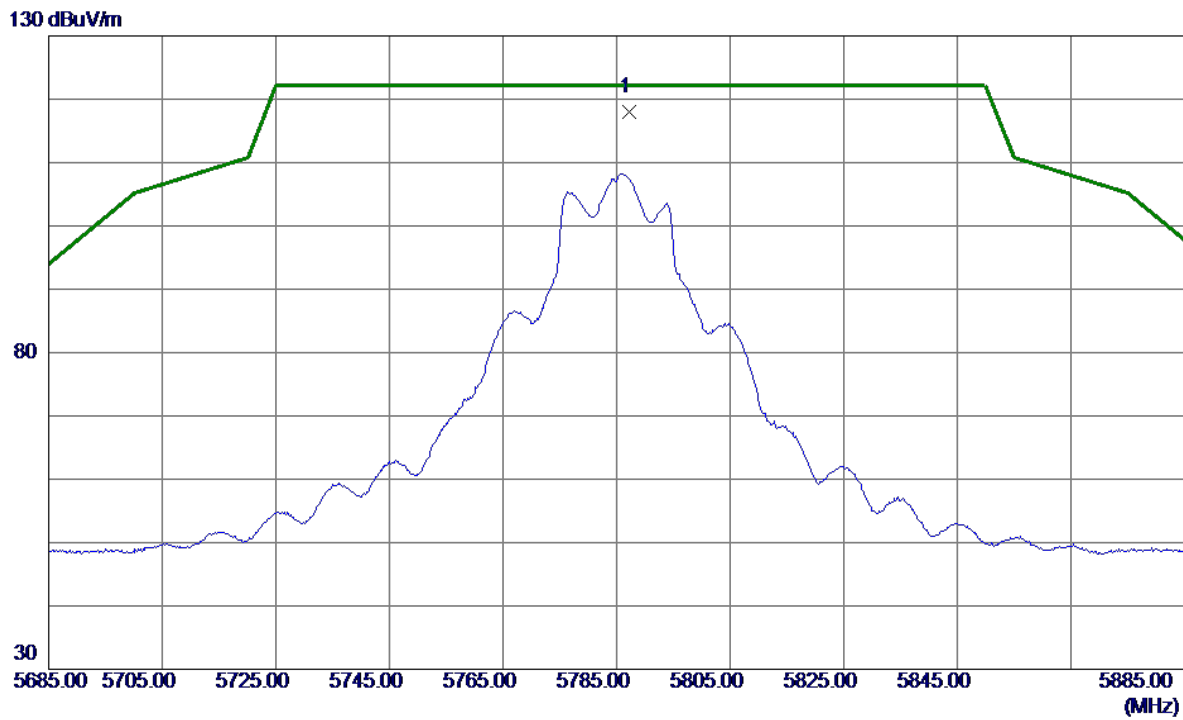


No.	Freq. MHz	Reading Level dBuV/m	Correct Factor dB	Measure ment dBuV/m	Limit dBuV/m	Margin dB	Detector	Comment
1	11570.0439	37.98	14.71	52.69	74.00	-21.31	Peak	
2 *	11570.0620	26.28	14.71	40.99	54.00	-13.01	AVG	

**REMARKS:**

- (1) Measurement Value = Reading Level + Correct Factor.
- (2) Margin Level = Measurement Value - Limit Value.

Test Mode	UNII-3_TX AX(HE20) Mode 5785 MHz	Polarization	Horizontal
-----------	----------------------------------	--------------	------------

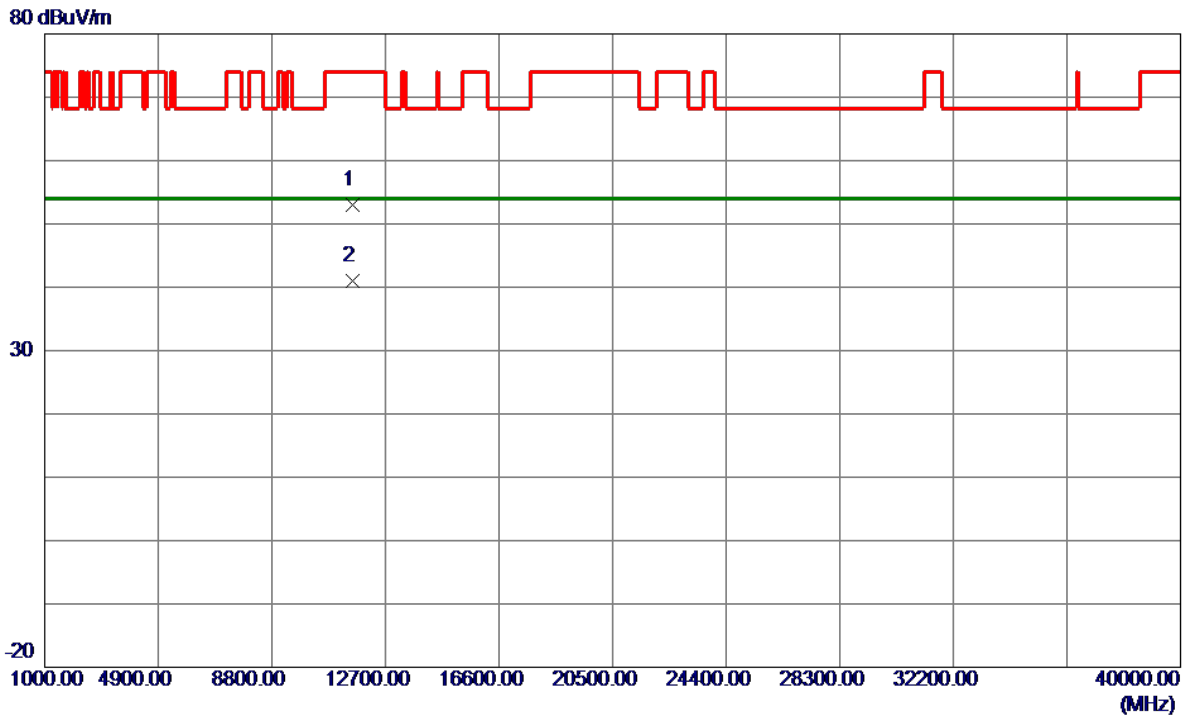


No.	Freq. MHz	Reading Level dBuV/m	Correct Factor dB	Measure ment dBuV/m	Limit dBuV/m	Margin dB	Detector	Comment
1 *	5787.2000	101.16	16.83	117.99	122.20	-4.21	Peak	No Limit

**REMARKS:**

- (1) Measurement Value = Reading Level + Correct Factor.
- (2) Margin Level = Measurement Value - Limit Value.

Test Mode	UNII-3_TX AX(HE20) Mode 5785 MHz	Polarization	Horizontal
-----------	----------------------------------	--------------	------------

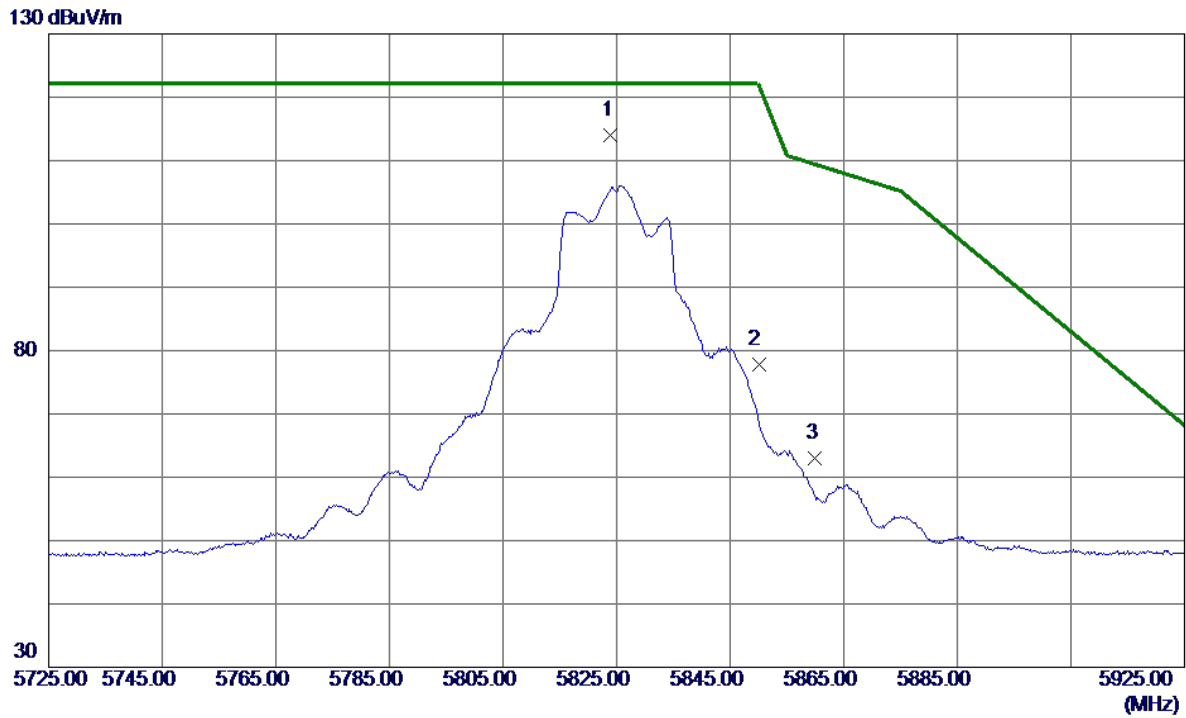


No.	Freq. MHz	Reading Level dBuV/m	Correct Factor dB	Measure ment dBuV/m	Limit dBuV/m	Margin dB	Detector	Comment
1	11569.0640	38.27	14.71	52.98	74.00	-21.02	Peak	
2 *	11570.5820	26.24	14.71	40.95	54.00	-13.05	AVG	

**REMARKS:**

- (1) Measurement Value = Reading Level + Correct Factor.
- (2) Margin Level = Measurement Value - Limit Value.

Test Mode	UNII-3_TX AX(HE20) Mode 5825 MHz	Polarization	Vertical
-----------	----------------------------------	--------------	----------

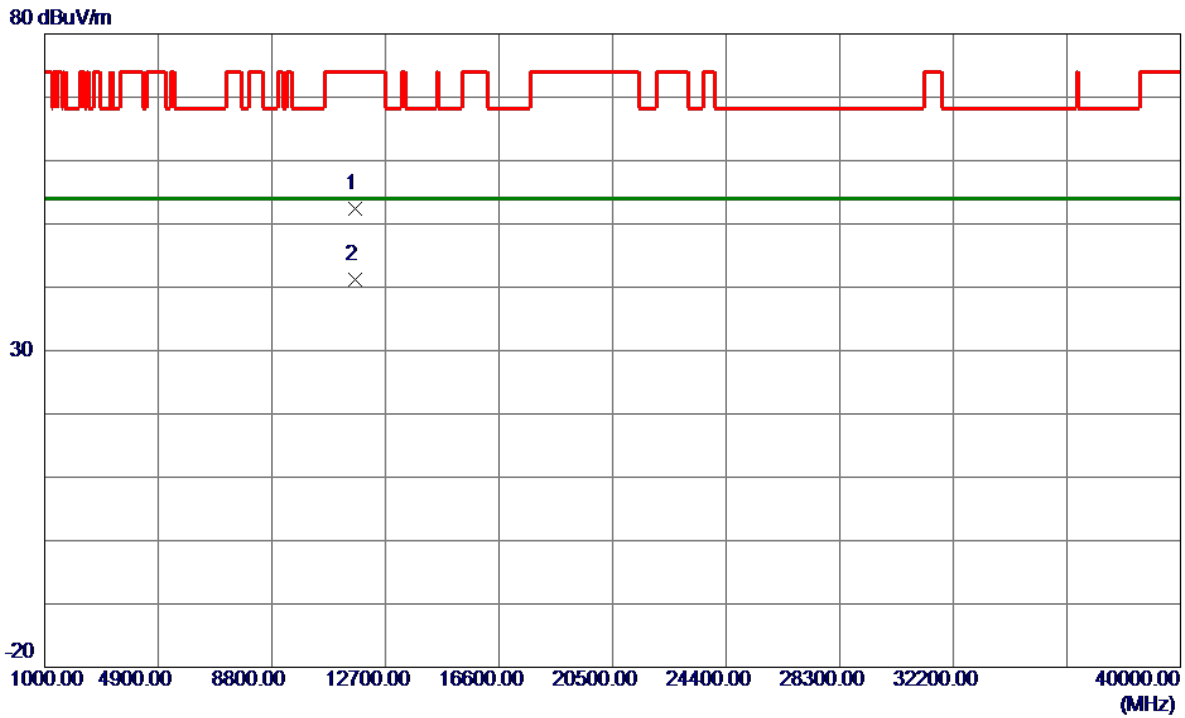


No.	Freq. MHz	Reading Level dBuV/m	Correct Factor dB	Measure ment dBuV/m	Limit dBuV/m	Margin dB	Detector	Comment
1 *	5824.0000	97.18	16.86	114.04	122.20	-8.16	Peak	No Limit
2	5850.0000	60.86	16.87	77.73	122.20	-44.47	Peak	
3	5860.0000	46.17	16.88	63.05	109.40	-46.35	Peak	

**REMARKS:**

- (1) Measurement Value = Reading Level + Correct Factor.
- (2) Margin Level = Measurement Value - Limit Value.

Test Mode	UNII-3_TX AX(HE20) Mode 5825 MHz	Polarization	Vertical
-----------	----------------------------------	--------------	----------

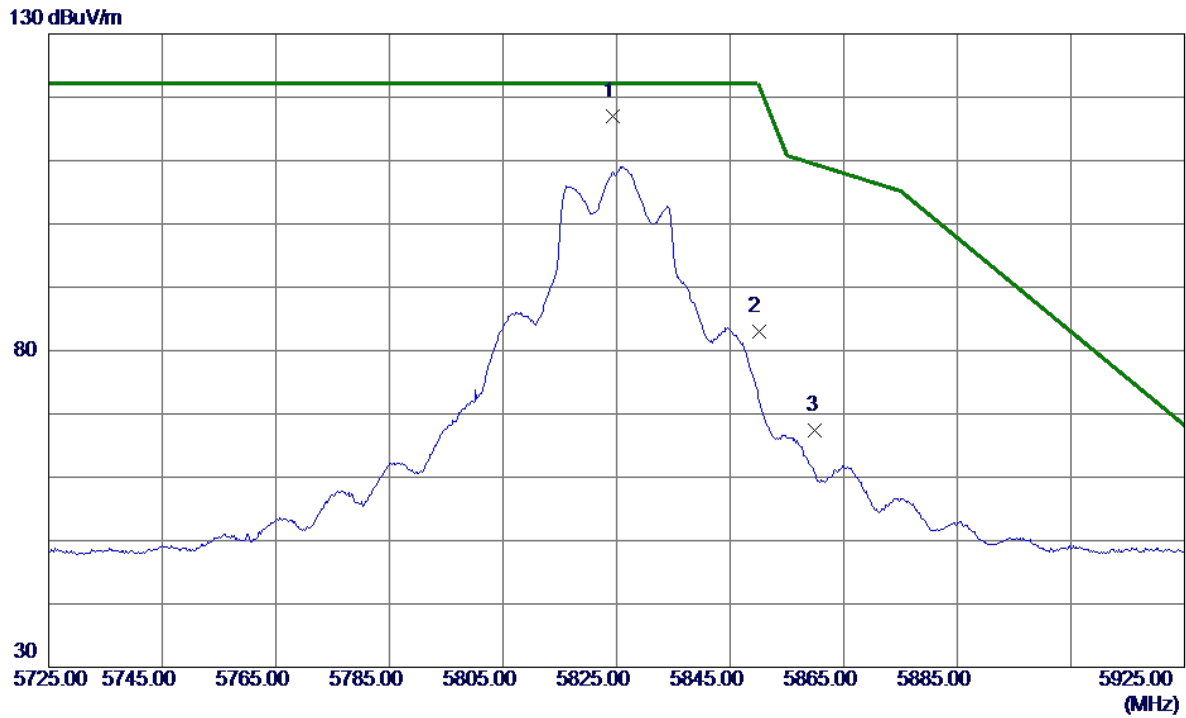


No.	Freq. MHz	Reading Level dBuV/m	Correct Factor dB	Measure ment dBuV/m	Limit dBuV/m	Margin dB	Detector	Comment
1	11650.6000	37.67	14.78	52.45	74.00	-21.55	Peak	
2 *	11650.9980	26.39	14.78	41.17	54.00	-12.83	AVG	

**REMARKS:**

- (1) Measurement Value = Reading Level + Correct Factor.
- (2) Margin Level = Measurement Value - Limit Value.

Test Mode	UNII-3_TX AX(HE20) Mode 5825 MHz	Polarization	Horizontal
-----------	----------------------------------	--------------	------------

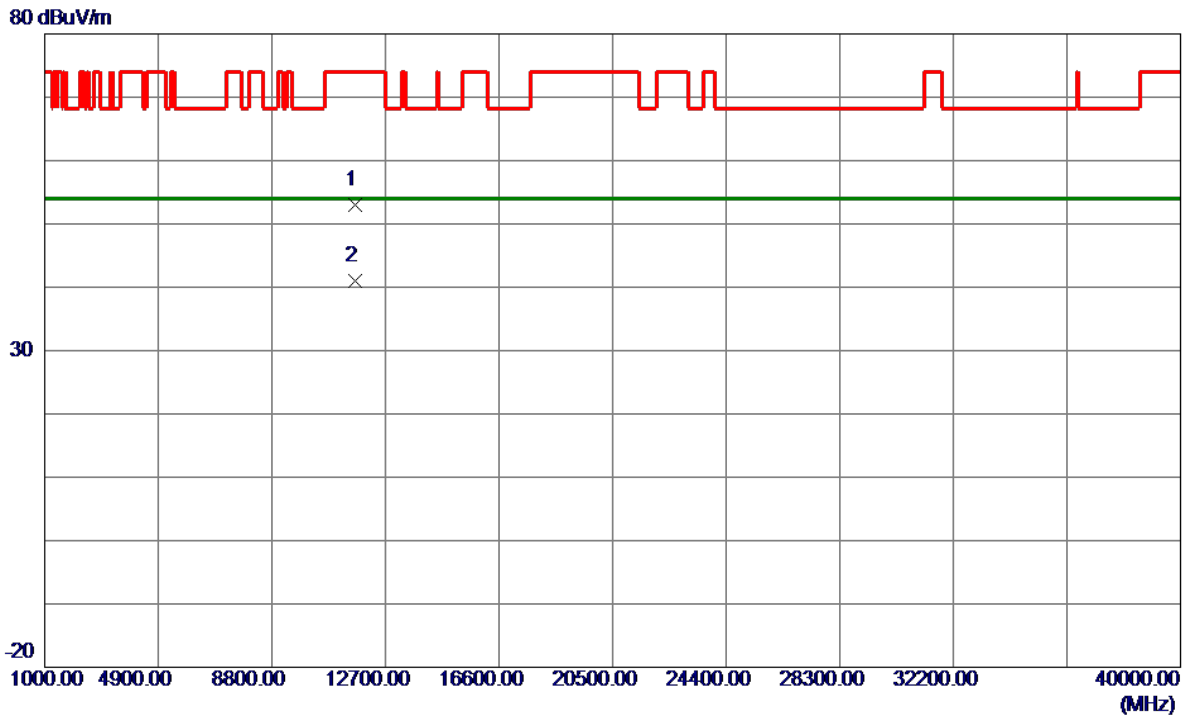


No.	Freq. MHz	Reading Level dBuV/m	Correct Factor dB	Measure ment dBuV/m	Limit dBuV/m	Margin dB	Detector	Comment
1 *	5824.4000	100.09	16.86	116.95	122.20	-5.25	Peak	No Limit
2	5850.0000	66.22	16.87	83.09	122.20	-39.11	Peak	
3	5860.0000	50.57	16.88	67.45	109.40	-41.95	Peak	

**REMARKS:**

- (1) Measurement Value = Reading Level + Correct Factor.
- (2) Margin Level = Measurement Value - Limit Value.

Test Mode	UNII-3_TX AX(HE20) Mode 5825 MHz	Polarization	Horizontal
-----------	----------------------------------	--------------	------------



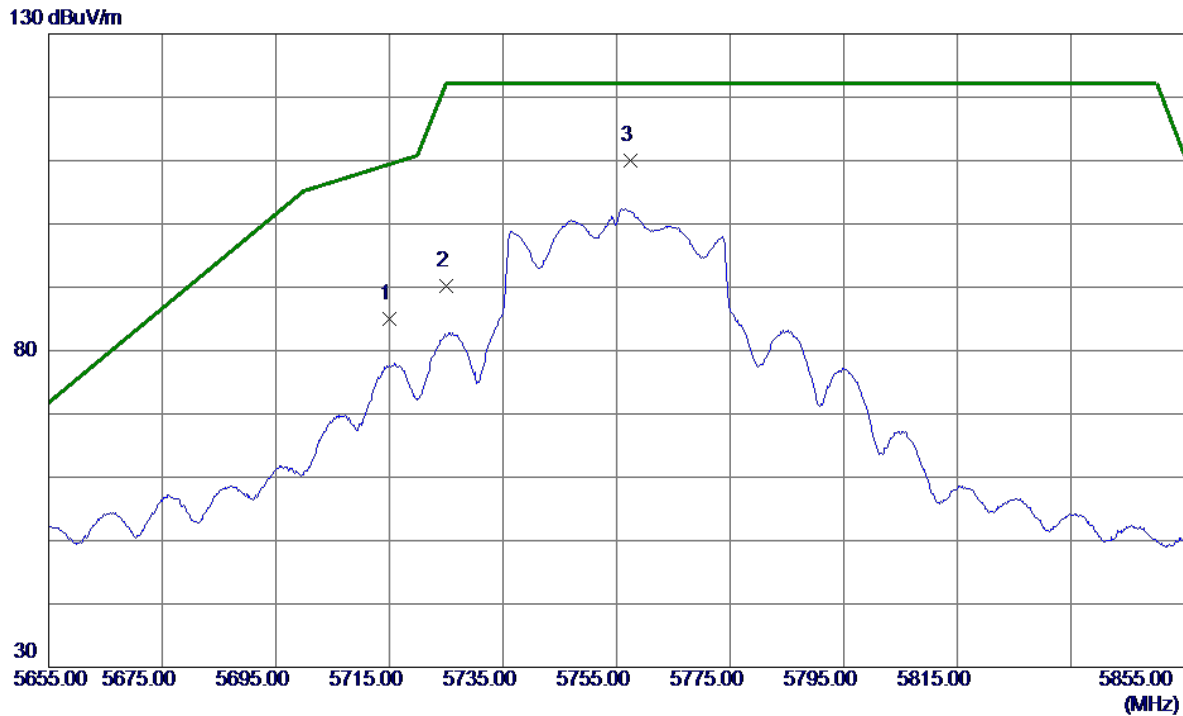
No.	Freq. MHz	Reading Level dBuV/m	Correct Factor dB	Measure ment dBuV/m	Limit dBuV/m	Margin dB	Detector	Comment
1	11649.2100	38.19	14.78	52.97	74.00	-21.03	Peak	
2 *	11649.8520	26.23	14.78	41.01	54.00	-12.99	AVG	

**REMARKS:**

- (1) Measurement Value = Reading Level + Correct Factor.
- (2) Margin Level = Measurement Value - Limit Value.



Test Mode	UNII-3_TX AX(HE40) Mode 5755 MHz	Polarization	Vertical
-----------	----------------------------------	--------------	----------

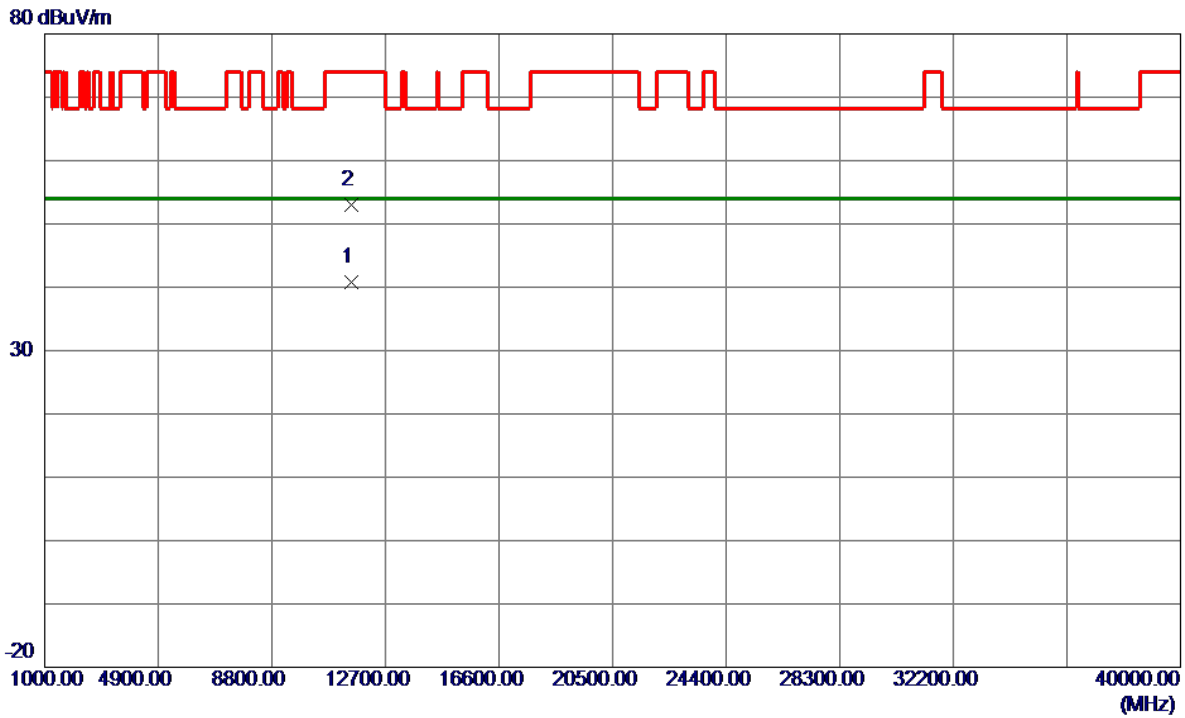


No.	Freq. MHz	Reading Level dBuV/m	Correct Factor dB	Measure ment dBuV/m	Limit dBuV/m	Margin dB	Detector	Comment
1	5715.0000	68.25	16.79	85.04	109.40	-24.36	Peak	
2	5725.0000	73.39	16.80	90.19	122.20	-32.01	Peak	
3 *	5757.4000	93.11	16.82	109.93	122.20	-12.27	Peak	No Limit

**REMARKS:**

- (1) Measurement Value = Reading Level + Correct Factor.
- (2) Margin Level = Measurement Value - Limit Value.

Test Mode	UNII-3_TX AX(HE40) Mode 5755 MHz	Polarization	Vertical
-----------	----------------------------------	--------------	----------

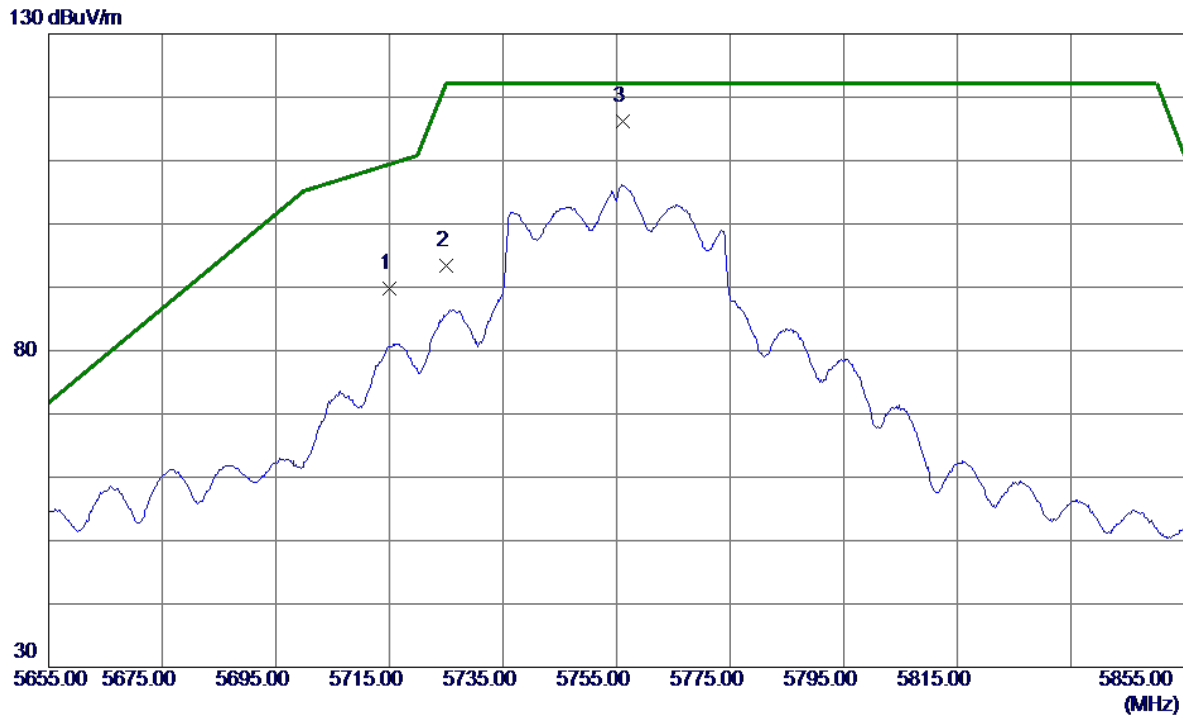


No.	Freq. MHz	Reading Level dBuV/m	Correct Factor dB	Measure ment dBuV/m	Limit dBuV/m	Margin dB	Detector	Comment
1 *	11510.1460	26.23	14.66	40.89	54.00	-13.11	AVG	
2	11510.3240	38.41	14.66	53.07	74.00	-20.93	Peak	

**REMARKS:**

- (1) Measurement Value = Reading Level + Correct Factor.
- (2) Margin Level = Measurement Value - Limit Value.

Test Mode	UNII-3_TX AX(HE40) Mode 5755 MHz	Polarization	Horizontal
-----------	----------------------------------	--------------	------------

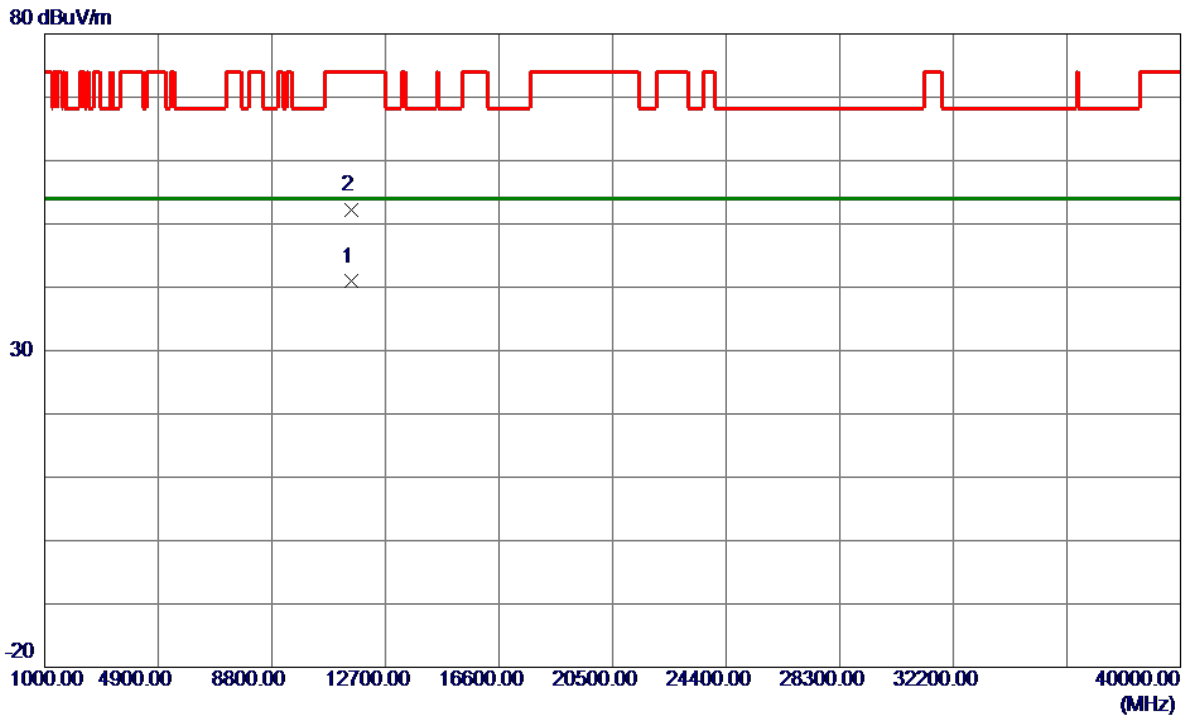


No.	Freq. MHz	Reading Level dBuV/m	Correct Factor dB	Measure ment dBuV/m	Limit dBuV/m	Margin dB	Detector	Comment
1	5715.0000	72.96	16.79	89.75	109.40	-19.65	Peak	
2	5725.0000	76.62	16.80	93.42	122.20	-28.78	Peak	
3 *	5756.2000	99.30	16.82	116.12	122.20	-6.08	Peak	No Limit

**REMARKS:**

- (1) Measurement Value = Reading Level + Correct Factor.
- (2) Margin Level = Measurement Value - Limit Value.

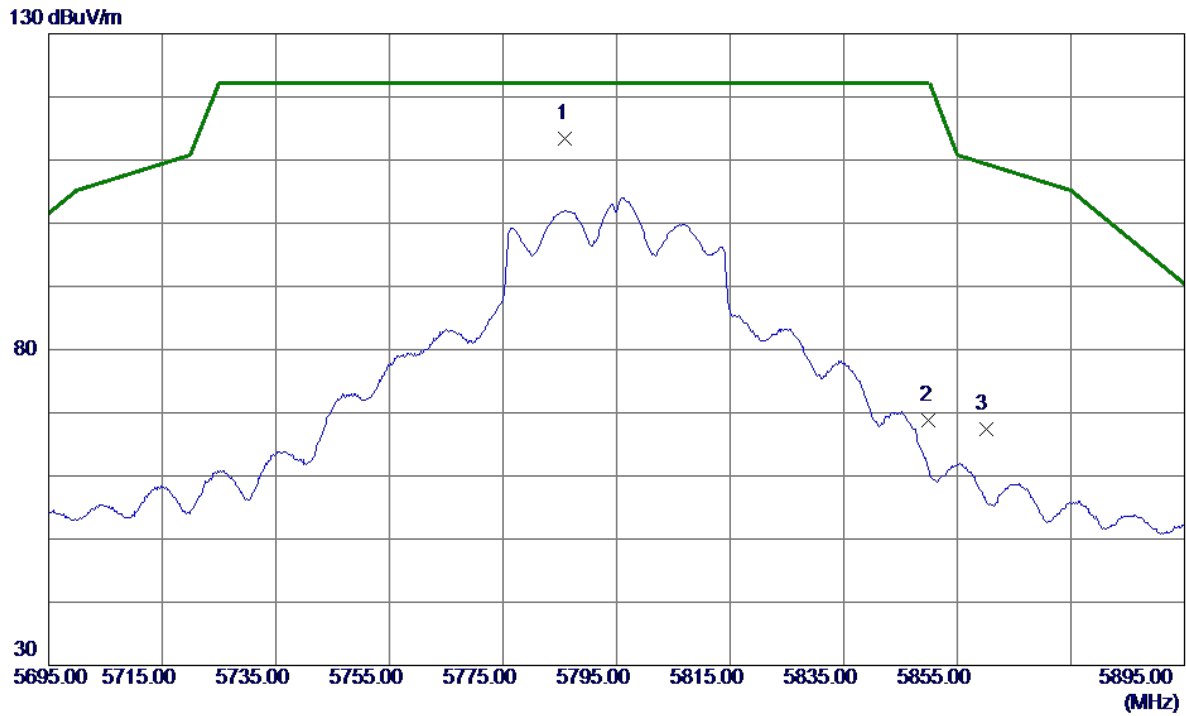
Test Mode	UNII-3_TX AX(HE40) Mode 5755 MHz	Polarization	Horizontal
-----------	----------------------------------	--------------	------------



No.	Freq. MHz	Reading Level dBuV/m	Correct Factor dB	Measure ment dBuV/m	Limit dBuV/m	Margin dB	Detector	Comment
1 *	11510.3220	26.24	14.66	40.90	54.00	-13.10	AVG	
2	11510.4300	37.63	14.66	52.29	74.00	-21.71	Peak	

REMARKS:  
 (1) Measurement Value = Reading Level + Correct Factor.  
 (2) Margin Level = Measurement Value - Limit Value.

Test Mode	UNII-3_TX AX(HE40) Mode 5795 MHz	Polarization	Vertical
-----------	----------------------------------	--------------	----------

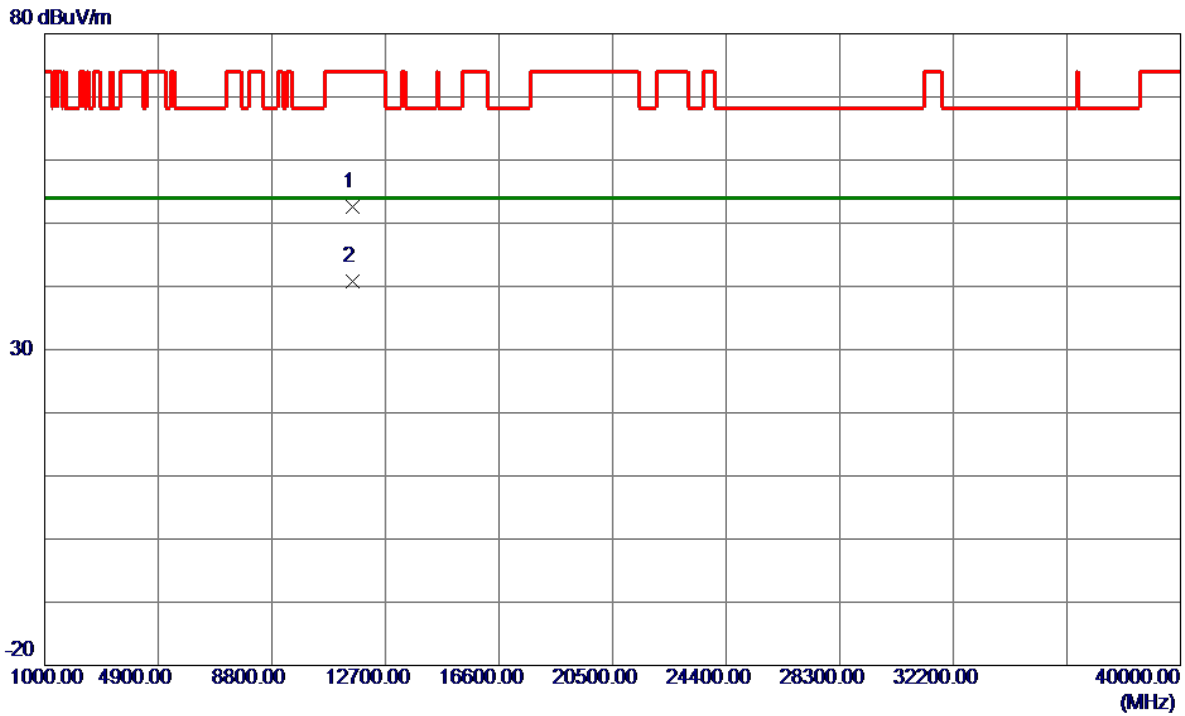


No.	Freq. MHz	Reading Level dBuV/m	Correct Factor dB	Measure ment dBuV/m	Limit dBuV/m	Margin dB	Detector	Comment
1 *	5786.0000	96.59	16.83	113.42	122.20	-8.78	Peak	No Limit
2	5850.0000	51.86	16.87	68.73	122.20	-53.47	Peak	
3	5860.0000	50.60	16.88	67.48	109.40	-41.92	Peak	

**REMARKS:**

- (1) Measurement Value = Reading Level + Correct Factor.
- (2) Margin Level = Measurement Value - Limit Value.

Test Mode	UNII-3_TX AX(HE40) Mode 5795 MHz	Polarization	Vertical
-----------	----------------------------------	--------------	----------

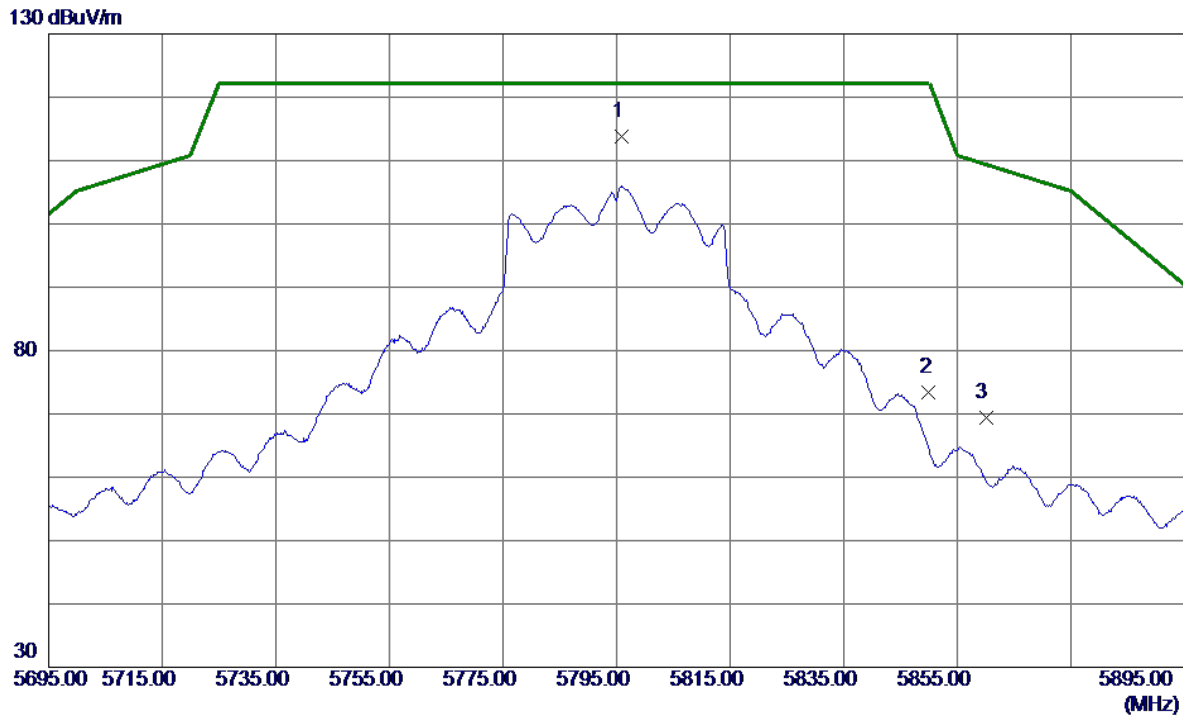


No.	Freq. MHz	Reading Level dBuV/m	Correct Factor dB	Measure ment dBuV/m	Limit dBuV/m	Margin dB	Detector	Comment
1	11589.8179	37.89	14.73	52.62	74.00	-21.38	Peak	
2 *	11589.9240	26.09	14.73	40.82	54.00	-13.18	AVG	

**REMARKS:**

- (1) Measurement Value = Reading Level + Correct Factor.
- (2) Margin Level = Measurement Value - Limit Value.

Test Mode	UNII-3_TX AX(HE40) Mode 5795 MHz	Polarization	Horizontal
-----------	----------------------------------	--------------	------------

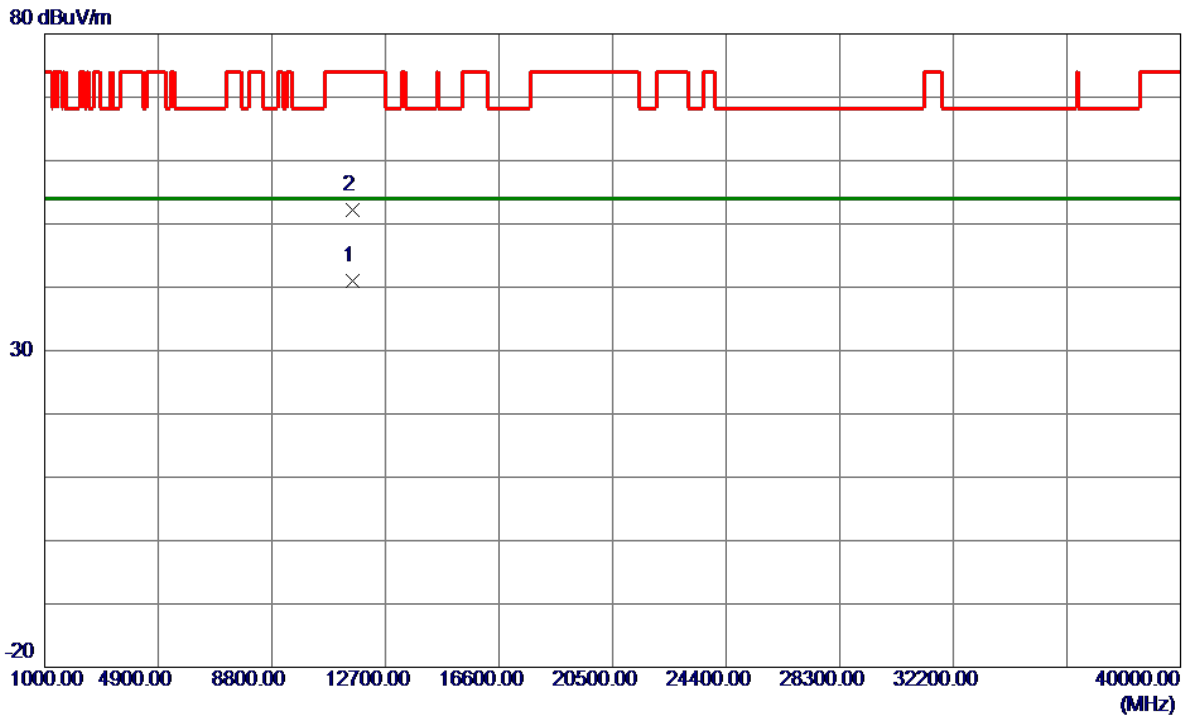


No.	Freq. MHz	Reading Level dBuV/m	Correct Factor dB	Measure ment dBuV/m	Limit dBuV/m	Margin dB	Detector	Comment
1 *	5795.8000	96.99	16.84	113.83	122.20	-8.37	Peak	No Limit
2	5850.0000	56.62	16.87	73.49	122.20	-48.71	Peak	
3	5860.0000	52.55	16.88	69.43	109.40	-39.97	Peak	

**REMARKS:**

- (1) Measurement Value = Reading Level + Correct Factor.
- (2) Margin Level = Measurement Value - Limit Value.

Test Mode	UNII-3_TX AX(HE40) Mode 5795 MHz	Polarization	Horizontal
-----------	----------------------------------	--------------	------------



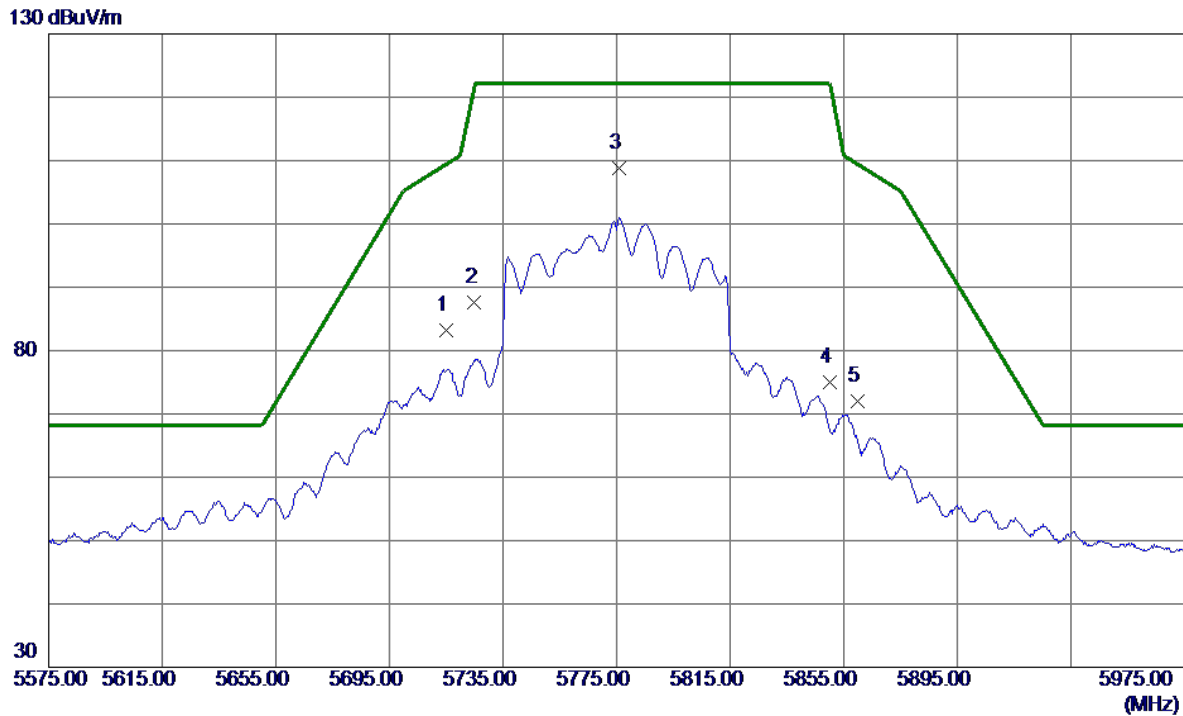
No.	Freq. MHz	Reading Level dBuV/m	Correct Factor dB	Measure ment dBuV/m	Limit dBuV/m	Margin dB	Detector	Comment
1 *	11590.4360	26.29	14.73	41.02	54.00	-12.98	AVG	
2	11590.7960	37.49	14.73	52.22	74.00	-21.78	Peak	

**REMARKS:**

- (1) Measurement Value = Reading Level + Correct Factor.
- (2) Margin Level = Measurement Value - Limit Value.



Test Mode	UNII-3_TX AX(HE80) Mode 5775 MHz	Polarization	Vertical
-----------	----------------------------------	--------------	----------

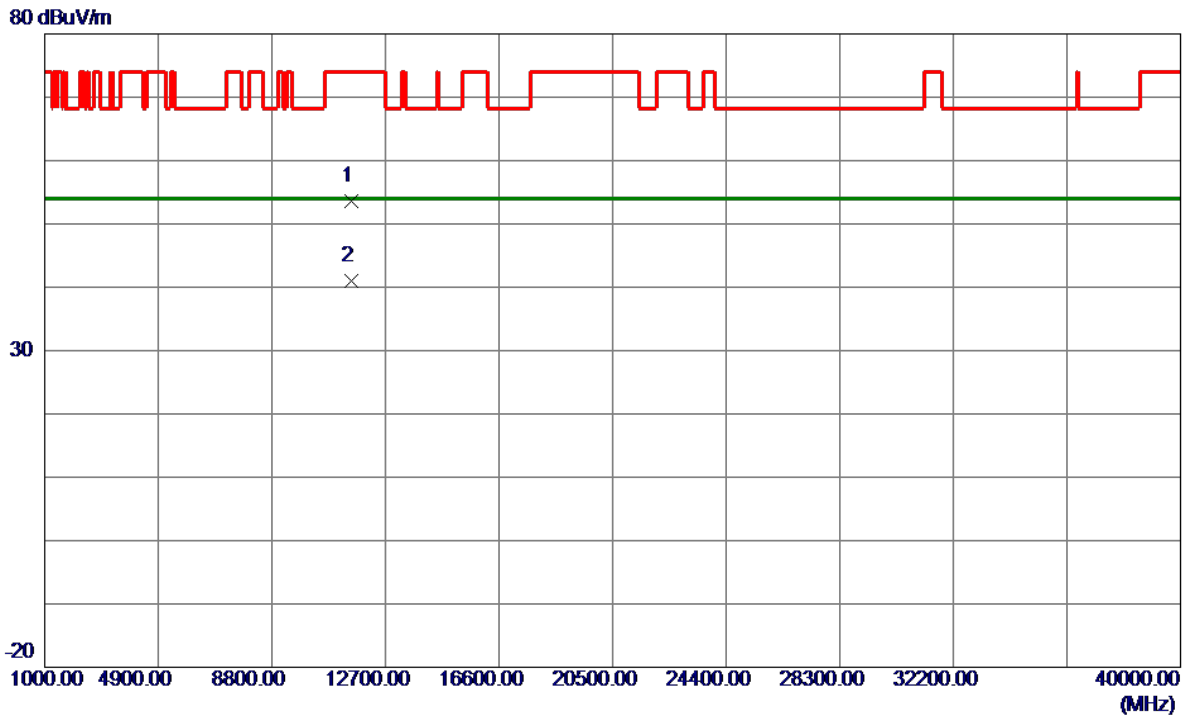


No.	Freq. MHz	Reading Level dBuV/m	Correct Factor dB	Measure ment dBuV/m	Limit dBuV/m	Margin dB	Detector	Comment
1	5715.0000	66.43	16.79	83.22	109.40	-26.18	Peak	
2	5725.0000	70.86	16.80	87.66	122.20	-34.54	Peak	
3 *	5775.8000	91.97	16.83	108.80	122.20	-13.40	Peak	No Limit
4	5850.0000	58.11	16.87	74.98	122.20	-47.22	Peak	
5	5860.0000	55.17	16.88	72.05	109.40	-37.35	Peak	

**REMARKS:**

- (1) Measurement Value = Reading Level + Correct Factor.
- (2) Margin Level = Measurement Value - Limit Value.

Test Mode	UNII-3_TX AX(HE80) Mode 5775 MHz	Polarization	Vertical
-----------	----------------------------------	--------------	----------

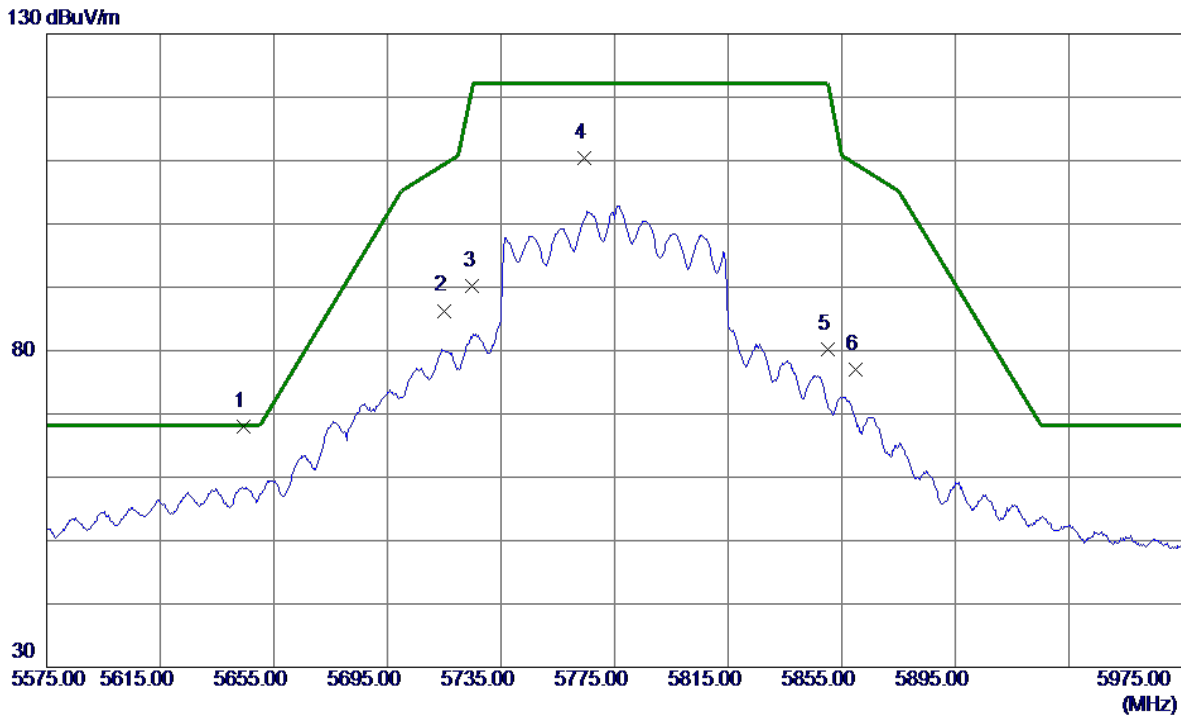


No.	Freq. MHz	Reading Level dBuV/m	Correct Factor dB	Measure ment dBuV/m	Limit dBuV/m	Margin dB	Detector	Comment
1	11550.4220	38.81	14.70	53.51	74.00	-20.49	Peak	
2 *	11550.7779	26.30	14.70	41.00	54.00	-13.00	AVG	

**REMARKS:**

- (1) Measurement Value = Reading Level + Correct Factor.
- (2) Margin Level = Measurement Value - Limit Value.

Test Mode	UNII-3_TX AX(HE80) Mode 5775 MHz	Polarization	Horizontal
-----------	----------------------------------	--------------	------------

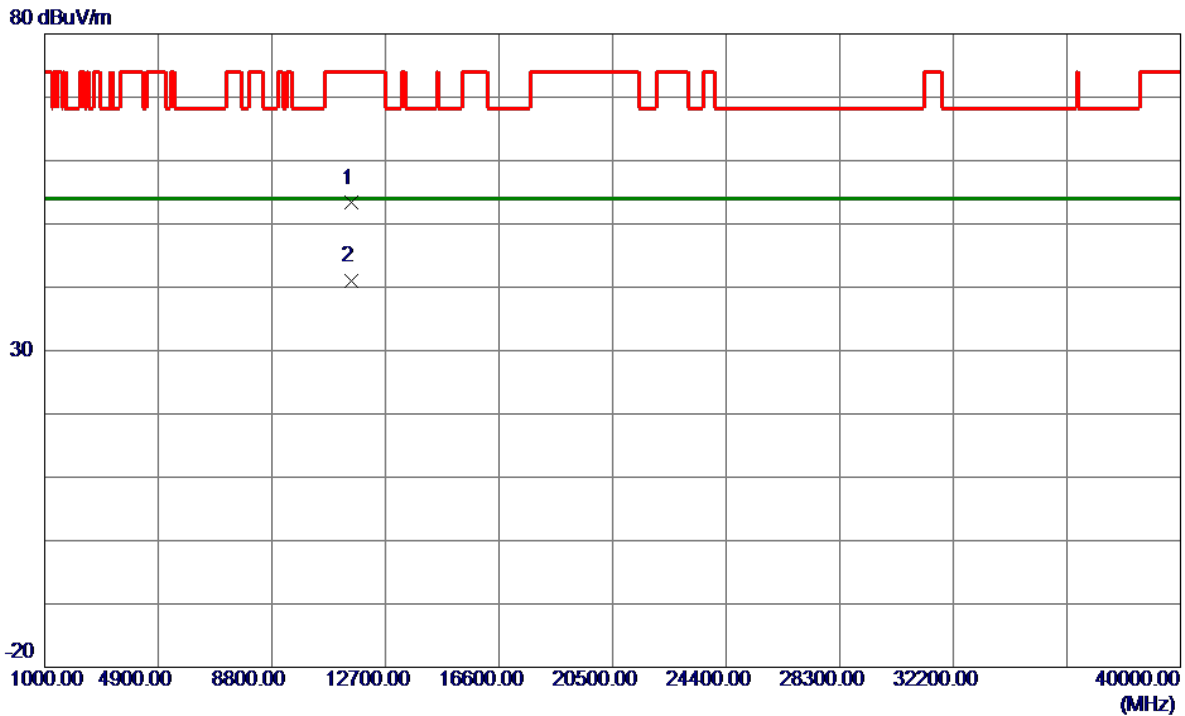


No.	Freq. MHz	Reading Level dBuV/m	Correct Factor dB	Measure ment dBuV/m	Limit dBuV/m	Margin dB	Detector	Comment
1 *	5644.2000	51.31	16.75	68.06	68.20	-0.14	Peak	
2	5715.0000	69.51	16.79	86.30	109.40	-23.10	Peak	
3	5725.0000	73.47	16.80	90.27	122.20	-31.93	Peak	
4	5764.2000	93.66	16.82	110.48	122.20	-11.72	Peak	No Limit
5	5850.0000	63.25	16.87	80.12	122.20	-42.08	Peak	
6	5860.0000	60.05	16.88	76.93	109.40	-32.47	Peak	

**REMARKS:**

- (1) Measurement Value = Reading Level + Correct Factor.
- (2) Margin Level = Measurement Value - Limit Value.

Test Mode	UNII-3_TX AX(HE80) Mode 5775 MHz	Polarization	Horizontal
-----------	----------------------------------	--------------	------------



No.	Freq. MHz	Reading Level dBuV/m	Correct Factor dB	Measure ment dBuV/m	Limit dBuV/m	Margin dB	Detector	Comment
1	11549.0580	38.60	14.70	53.30	74.00	-20.70	Peak	
2 *	11550.2200	26.23	14.70	40.93	54.00	-13.07	AVG	

**REMARKS:**

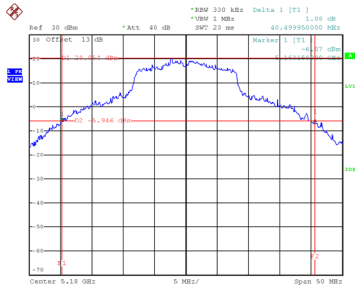
- (1) Measurement Value = Reading Level + Correct Factor.
- (2) Margin Level = Measurement Value - Limit Value.

## APPENDIX E - BANDWIDTH

Test Mode	UNII-1_TX A Mode
-----------	------------------

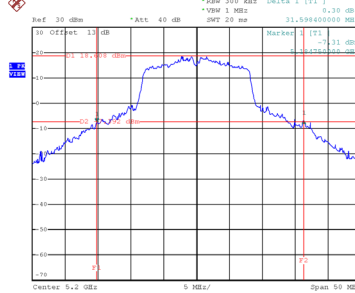
Channel	Frequency (MHz)	26 dB Bandwidth (MHz)	99 % Occupied Bandwidth (MHz)
36	5180	40.50	29.40
40	5200	31.60	17.50
48	5240	33.39	19.80

**CH36**



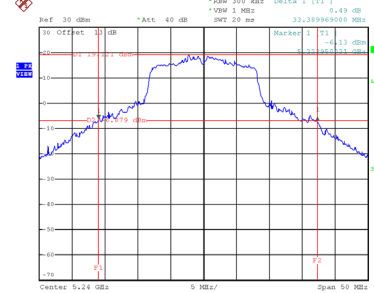
Date: 19\_SEP.2021 09:38:22

**CH40**  
26 dB Bandwidth



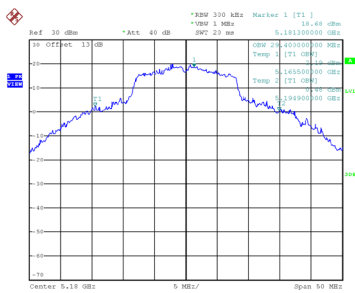
Date: 19\_SEP.2021 09:39:04

**CH48**

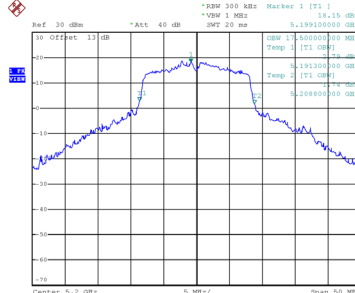


Date: 19\_SEP.2021 09:39:50

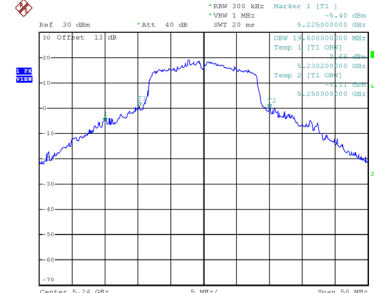
**99 % Occupied Bandwidth**



Date: 19\_SEP.2021 09:38:08



Date: 19\_SEP.2021 09:38:48

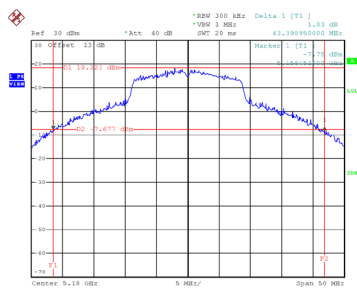


Date: 19\_SEP.2021 09:39:34

Test Mode	UNII-1_TX AC(VHT20) Mode
-----------	--------------------------

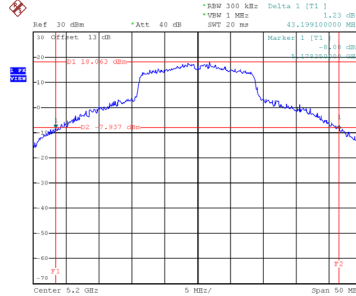
Channel	Frequency (MHz)	26 dB Bandwidth (MHz)	99 % Occupied Bandwidth (MHz)
36	5180	43.40	30.60
40	5200	43.20	30.10
48	5240	40.70	17.90

### CH36



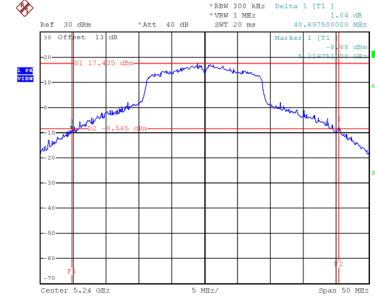
Date: 19\_SEP.2021 23:19:43

### CH40 26 dB Bandwidth



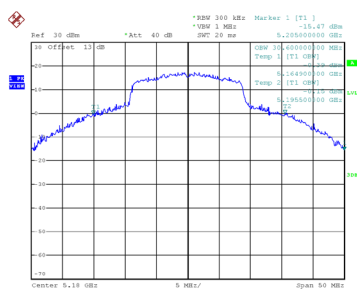
Date: 19\_SEP.2021 23:20:41

### CH48

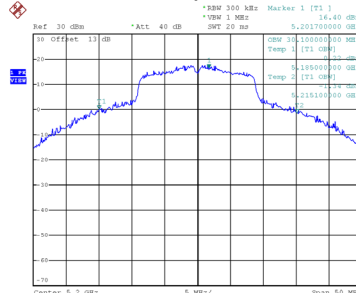


Date: 19\_SEP.2021 23:21:19

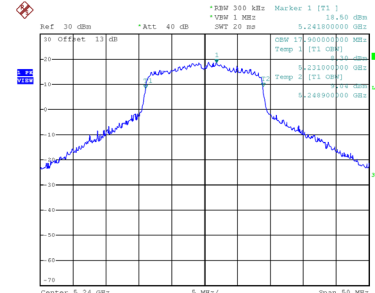
### 99 % Occupied Bandwidth



Date: 19\_SEP.2021 23:19:32



Date: 19\_SEP.2021 23:20:30

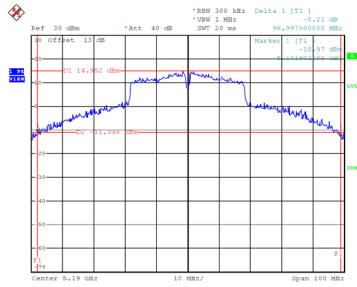


Date: 19\_SEP.2021 16:00:42

Test Mode	UNII-1_TX AC(VHT40) Mode
-----------	--------------------------

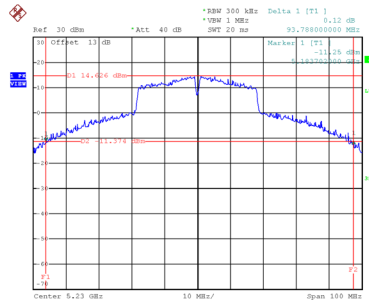
Channel	Frequency (MHz)	26 dB Bandwidth (MHz)	99 % Occupied Bandwidth (MHz)
38	5190	97.00	70.40
46	5230	93.79	37.40

### CH38



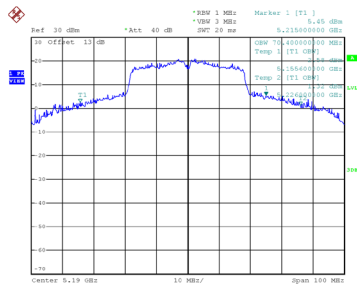
Date: 19\_SEP\_2021 23:31:20

### CH46 26 dB Bandwidth

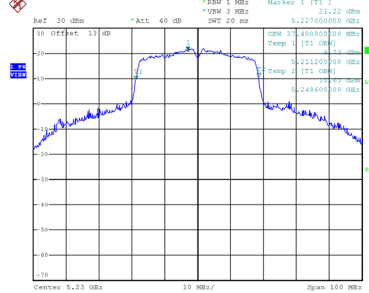


Date: 19\_SEP\_2021 23:32:24

### 99 % Occupied Bandwidth



Date: 19\_SEP\_2021 23:31:08



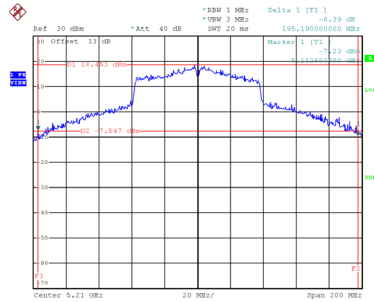
Date: 19\_SEP\_2021 16:06:26



Test Mode	UNII-1_TX AC(VHT80) Mode
-----------	--------------------------

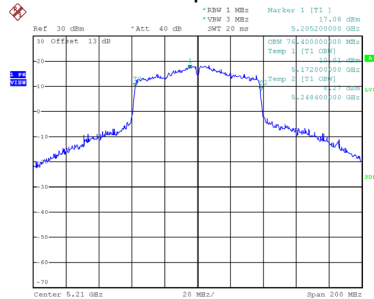
Channel	Frequency (MHz)	26 dB Bandwidth (MHz)	99 % Occupied Bandwidth (MHz)
42	5210	195.19	76.40

### CH42 26 dB Bandwidth



Date: 19\_SEP.2021 23:40:42

### 99 % Occupied Bandwidth

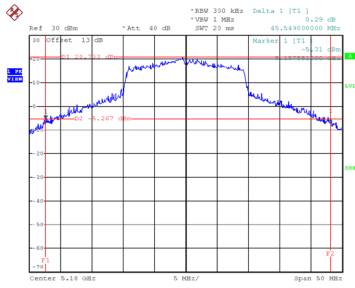


Date: 19\_SEP.2021 09:02:01

Test Mode	UNII-1_TX AX(HE20) Mode
-----------	-------------------------

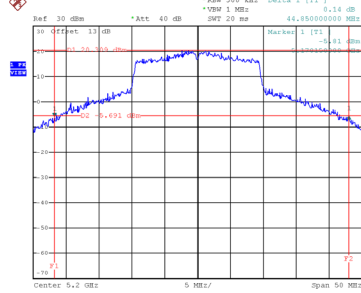
Channel	Frequency (MHz)	26 dB Bandwidth (MHz)	99 % Occupied Bandwidth (MHz)
36	5180	45.55	29.20
40	5200	44.85	27.90
48	5240	40.45	19.20

### CH36



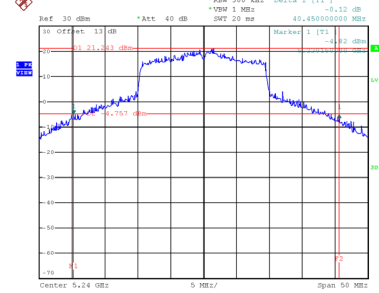
Date: 19\_SEP.2021 10:05:01

### CH40 26 dB Bandwidth



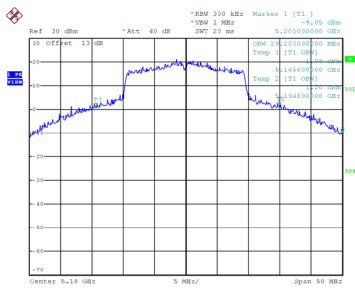
Date: 19\_SEP.2021 10:06:04

### CH48

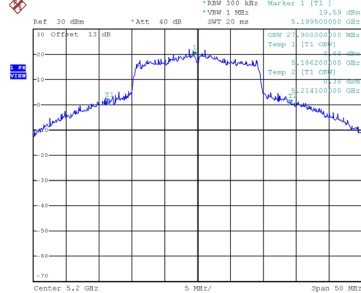


Date: 19\_SEP.2021 10:06:44

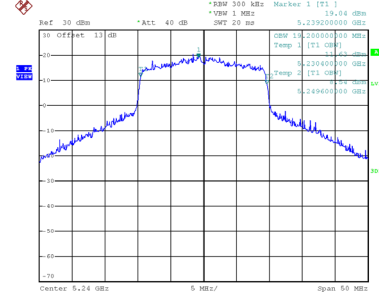
### 99 % Occupied Bandwidth



Date: 19\_SEP.2021 10:04:52



Date: 19\_SEP.2021 10:05:54

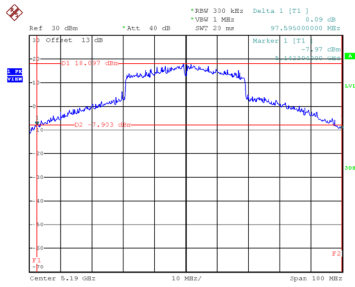


Date: 19\_SEP.2021 16:10:21

Test Mode	UNII-1_TX AX(HE40) Mode
-----------	-------------------------

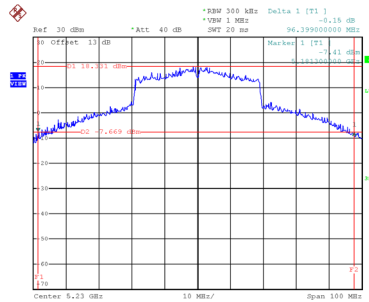
Channel	Frequency (MHz)	26 dB Bandwidth (MHz)	99 % Occupied Bandwidth (MHz)
38	5190	97.60	71.28
46	5230	96.40	38.00

### CH38



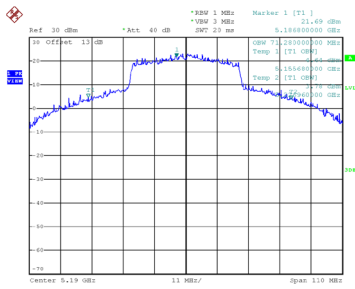
Date: 19\_SEP\_2021 10:17:45

### CH46 26 dB Bandwidth

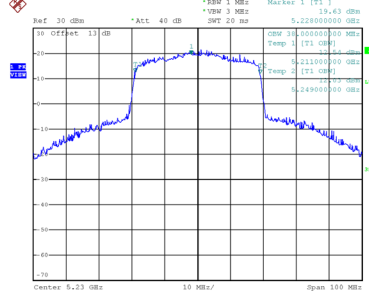


Date: 19\_SEP\_2021 10:18:32

### 99 % Occupied Bandwidth



Date: 19\_SEP\_2021 10:17:34

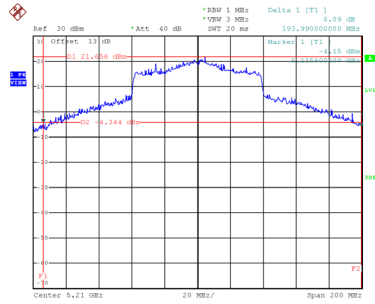


Date: 19\_SEP\_2021 09:05:16

Test Mode	UNII-1_TX AX(HE80) Mode
-----------	-------------------------

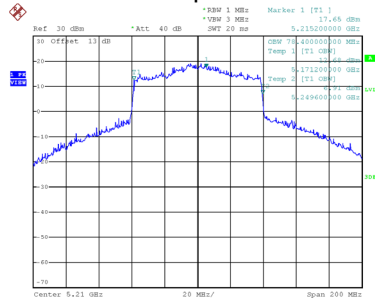
Channel	Frequency (MHz)	26 dB Bandwidth (MHz)	99 % Occupied Bandwidth (MHz)
42	5210	193.99	78.40

### CH42 26 dB Bandwidth



Date: 19\_SEP.2021 10:37:17

### 99 % Occupied Bandwidth

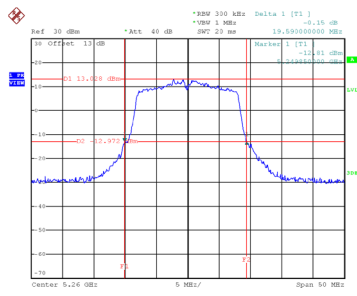


Date: 19\_SEP.2021 09:07:30

Test Mode	UNII-2A_TX A Mode
-----------	-------------------

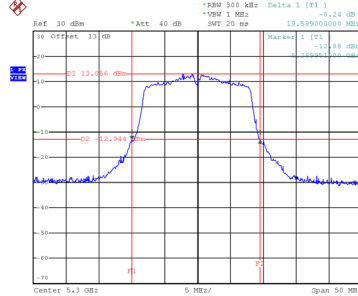
Channel	Frequency (MHz)	26 dB Bandwidth (MHz)	99 % Occupied Bandwidth (MHz)
52	5260	19.59	16.40
60	5300	19.59	16.40
64	5320	19.69	16.40

**CH52**



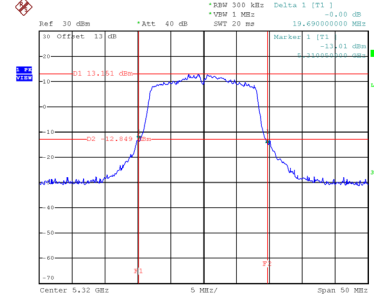
Date: 19\_SEP.2021 09:42:30

**CH60**  
26 dB Bandwidth



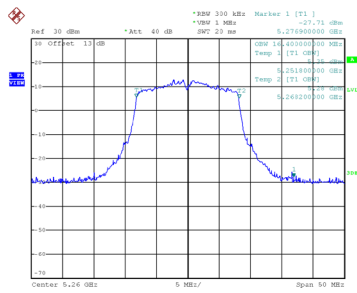
Date: 19\_SEP.2021 09:43:19

**CH64**

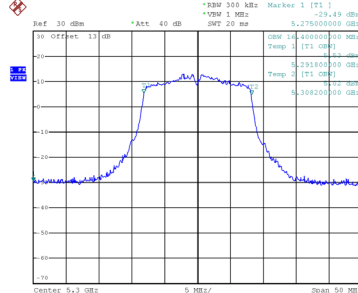


Date: 19\_SEP.2021 09:43:57

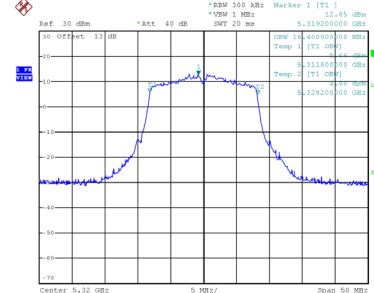
**99 % Occupied Bandwidth**



Date: 19\_SEP.2021 09:42:08



Date: 19\_SEP.2021 09:42:58

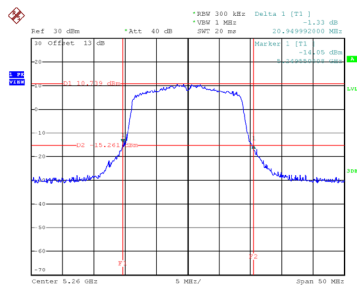


Date: 19\_SEP.2021 09:43:31

Test Mode	UNII-2A_TX AC(VHT20) Mode
-----------	---------------------------

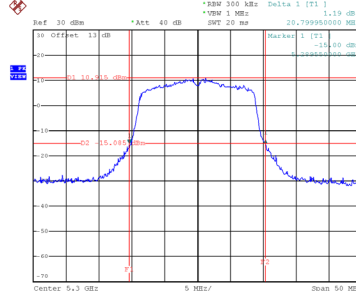
Channel	Frequency (MHz)	26 dB Bandwidth (MHz)	99 % Occupied Bandwidth (MHz)
52	5260	20.95	17.60
60	5300	20.80	17.60
64	5320	20.85	17.60

### CH52



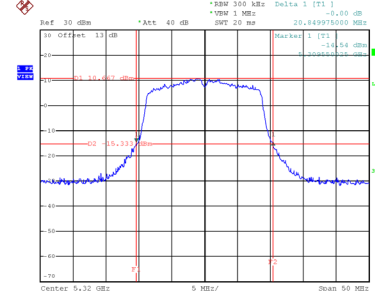
Date: 19\_SEP.2021 23:22:10

### CH60 26 dB Bandwidth



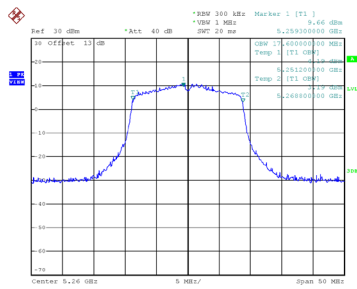
Date: 19\_SEP.2021 23:22:58

### CH64

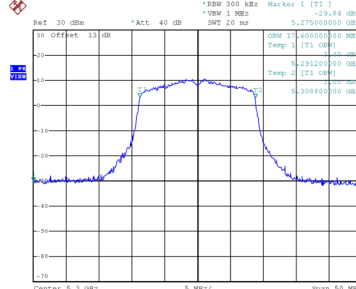


Date: 19\_SEP.2021 23:23:48

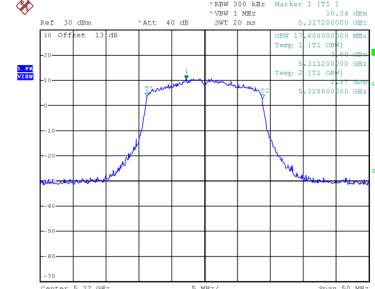
### 99 % Occupied Bandwidth



Date: 19\_SEP.2021 23:21:49



Date: 19\_SEP.2021 23:22:37



Date: 19\_SEP.2021 23:23:28