802.11ac-VHT40 Power Spectral Density

Channel 38 (5190MHz)

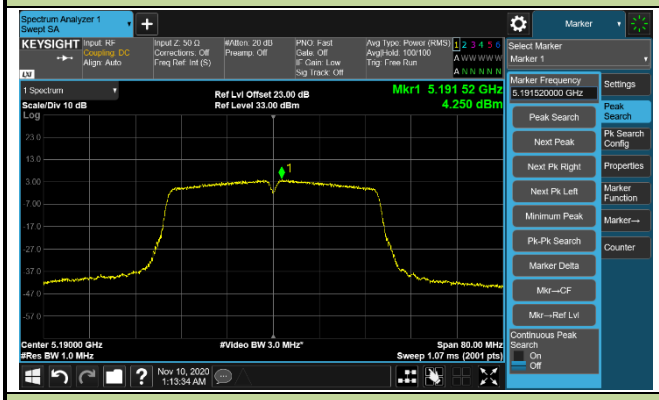

Channel 46 (5230MHz)

Channel 54 (5270MHz)

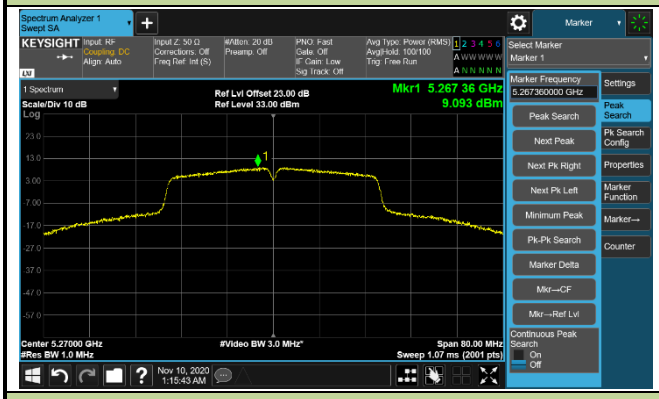

Channel 62 (5310MHz)

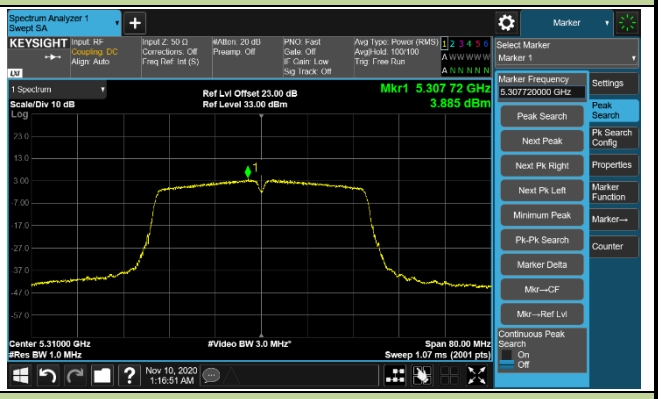

Channel 102 (5510MHz)

Channel 110 (5550MHz)

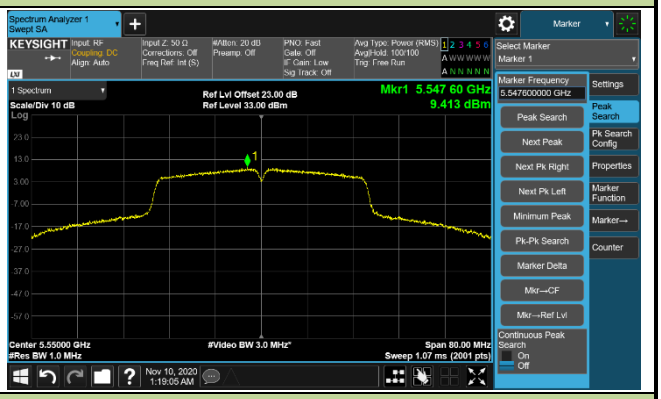

Channel 134 (5670MHz)

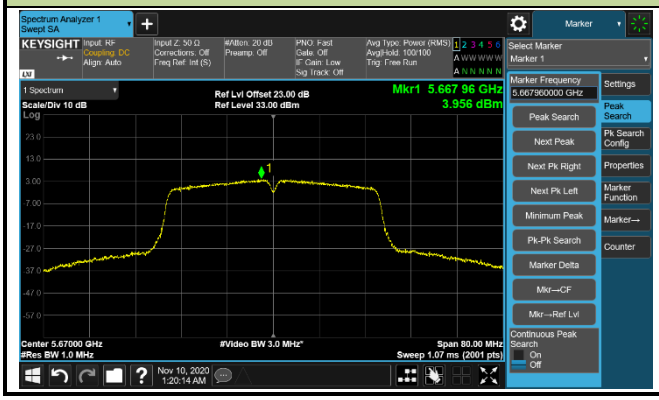

Channel 151 (5755MHz)

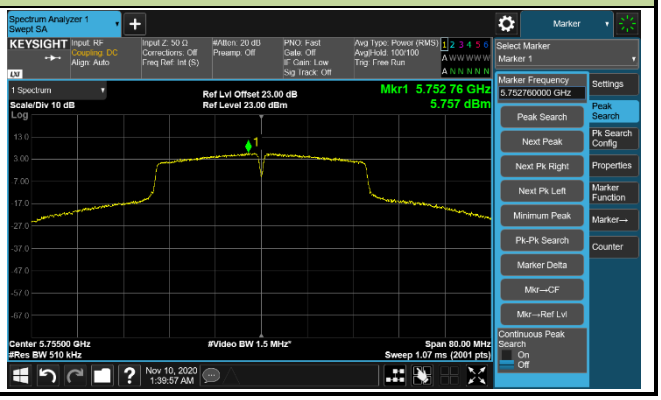

Channel 159 (5795MHz)

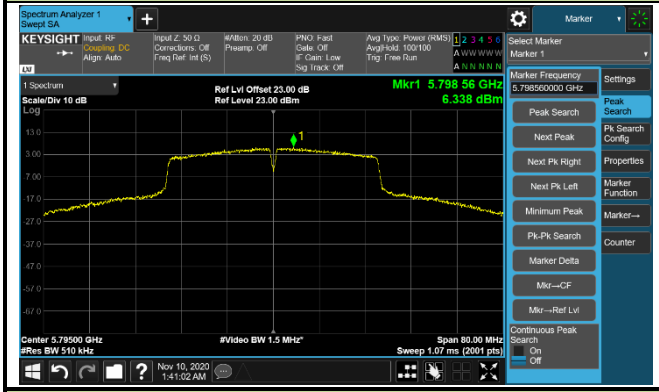

802.11ac-VHT80 Power Spectral Density

Channel 42 (5210MHz)

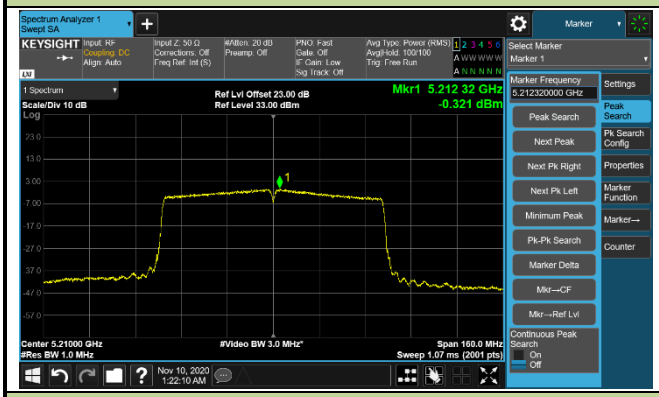

Channel 58 (5290MHz)

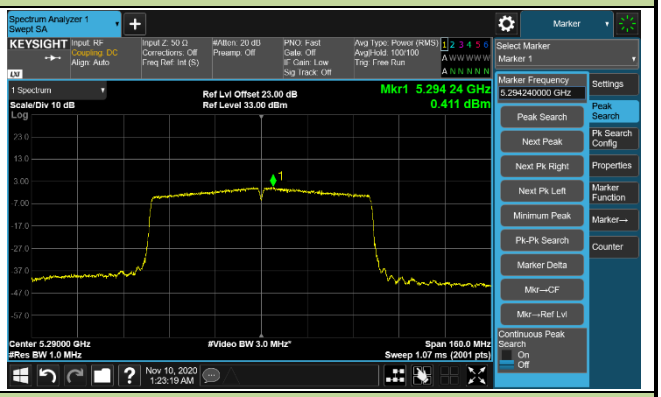

Channel 106 (5530MHz)

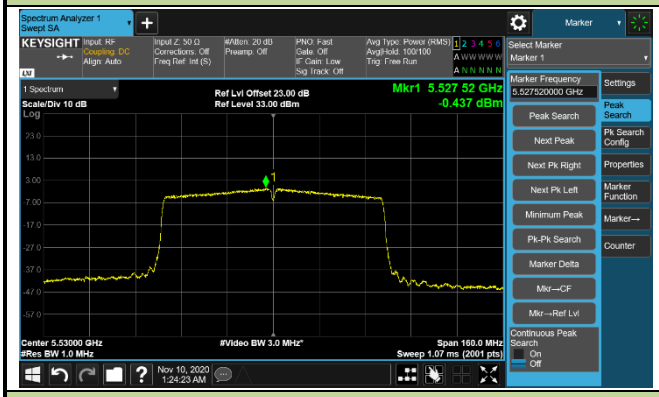

Channel 122 (5610MHz)

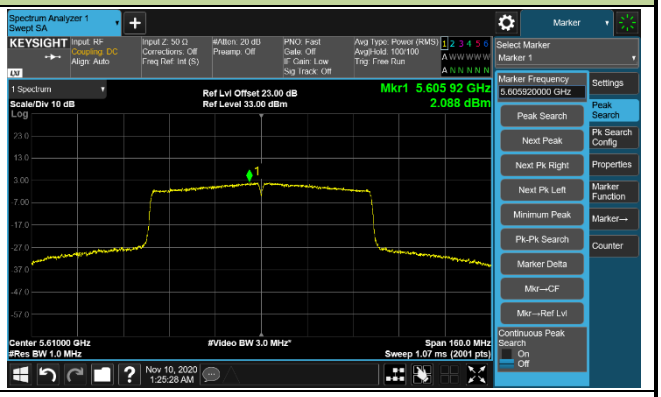

Channel 155 (5775MHz)

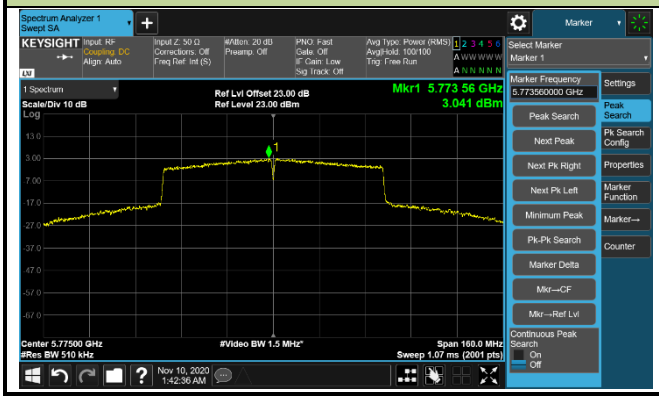

7.7. Frequency Stability Measurement

7.7.1.Test Limit

Manufactures of U-NII devices are responsible for ensuring frequency stability such that an emission is maintained within the band of operation under all conditions of normal operation as specified in the user's manual.

The transmitter center frequency tolerance shall be ±20 ppm maximum for the 5GHz band (IEEE 802.11 specification).

7.7.2.Test Procedure Used

Frequency Stability Under Temperature Variations:

The equipment under test was connected to an external AC or DC power supply and input rated voltage. RF output was connected to a frequency counter or spectrum analyzer via feed through attenuators. The EUT was placed inside the temperature chamber. Set the spectrum analyzer RBW low enough to obtain the desired frequency resolution and measure EUT 20°C operating frequency as reference frequency. Turn EUT off and set the chamber temperature to highest. After the temperature stabilized for approximately 30 minutes recorded the frequency. Repeat step measure with 10°C decreased per stage until the lowest temperature reached.

Frequency Stability Under Voltage Variations:

Set chamber temperature to 20°C. Use a variable AC power supply / DC power source to power the EUT and set the voltage to rated voltage. Set the spectrum analyzer RBW low enough to obtain the desired frequency resolution and recorded the frequency.

Reduce the input voltage to specify extreme voltage variation (±15%) and endpoint, recordthe maximum frequency change.

7.7.3.Test Setup

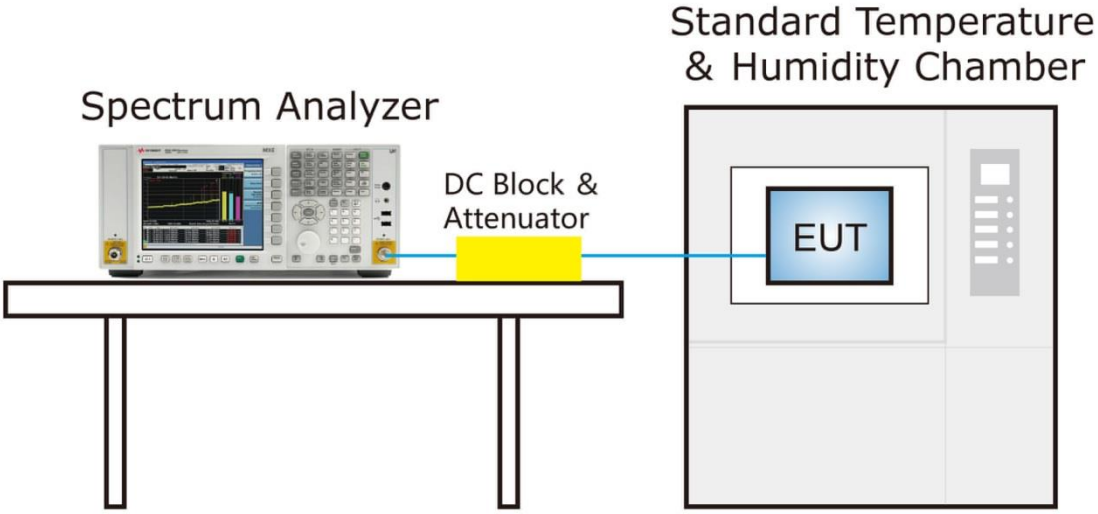

7.7.4.Test Result

Product	AC750 Wi-Fi Range Extender	Temperature	24°C
Test Engineer	Eric Lin	Relative Humidity	45%RH
Test Site	SR2	Test Date	2020/11/17
Test Mode	5180MHz (Carrier Mode)		

Voltage (%)	Power (VAC)	Temp (°C)	Frequency Tolerance (ppm)			
			0 minutes	2 minutes	5 minutes	10 minutes
100%	120	0	-2.37	-2.31	-2.35	-2.36
		+ 10	-2.51	-2.45	-2.48	-2.48
		+ 20	-2.62	-2.60	-2.66	-2.61
		+ 30	-2.77	-2.74	-2.74	-2.78
		+ 40	-2.87	-2.89	-2.84	-2.81
115%	138	+ 20	-3.02	-3.06	-3.11	-3.06
85%	102	+ 20	-3.17	-3.11	-3.06	-3.09

Note: Frequency Tolerance (ppm) = {[Measured Frequency (Hz) - Declared Frequency (Hz)] / Declared Frequency (Hz)} $*10^6$.

7.8. Radiated Spurious Emission Measurement

7.8.1.Test Limit

All out of band emissions appearing in a restricted band as specified in Section 15.205 of the Title 47CFR must not exceed the limits shown in Table per Section 15.209.

FCC Part 15 Subpart C Paragraph 15.209		
Frequency [MHz]	Field Strength [uV/m]	Measured Distance [Meters]
0.009 - 0.490	2400/F (kHz)	300
0.490 - 1.705	24000/F (kHz)	30
1.705 - 30	30	30
30 - 88	100	3
88 - 216	150	3
216 - 960	200	3
Above 960	500	3

7.8.2.Test Procedure Used

KDB 789033 D02v02r01- Section G

7.8.3.Test Setting

Table 1 - RBW as a function of frequency

Frequency	RBW
9 ~ 150 kHz	200 ~ 300 Hz
0.15 ~ 30 MHz	9 ~ 10 kHz
30 ~ 1000 MHz	100 ~ 120 kHz
>1000 MHz	1 MHz

Quasi-Peak Measurements below 1GHz

1. Analyzer center frequency was set to the frequency of the radiated spurious emission of interest

2. Span was set greater than 1MHz

3. RBW = as specified in Table 1

4. Detector = CISPR quasi-peak

5. Sweep time = auto couple

6. Trace was allowed to stabilize

Peak Measurements above 1GHz

1. Analyzer center frequency was set to the frequency of the radiated spurious emission of interest

2. RBW = 1MHz

3. VBW = 3MHz

4. Detector = peak

5. Sweep time = auto couple

6. Trace mode = max hold

7. Trace was allowed to stabilize

Average Measurements above 1GHz (Method VB)

1. Analyzer center frequency was set to the frequency of the radiated spurious emission of interest

2. RBW = 1MHz

3. VBW;If the EUT is configured to transmit with duty cycle ≥ 98%, set VBW = 10 Hz.

If the EUT duty cycle is < 98%, set VBW ≥ 1/T. T is the minimum transmission duration.

4. Detector = Peak

5. Sweep time = auto

6. Trace mode = max hold

7. Trace was allowed to stabilize

7.8.4.Test Setup

Below 1GHz Test Setup:

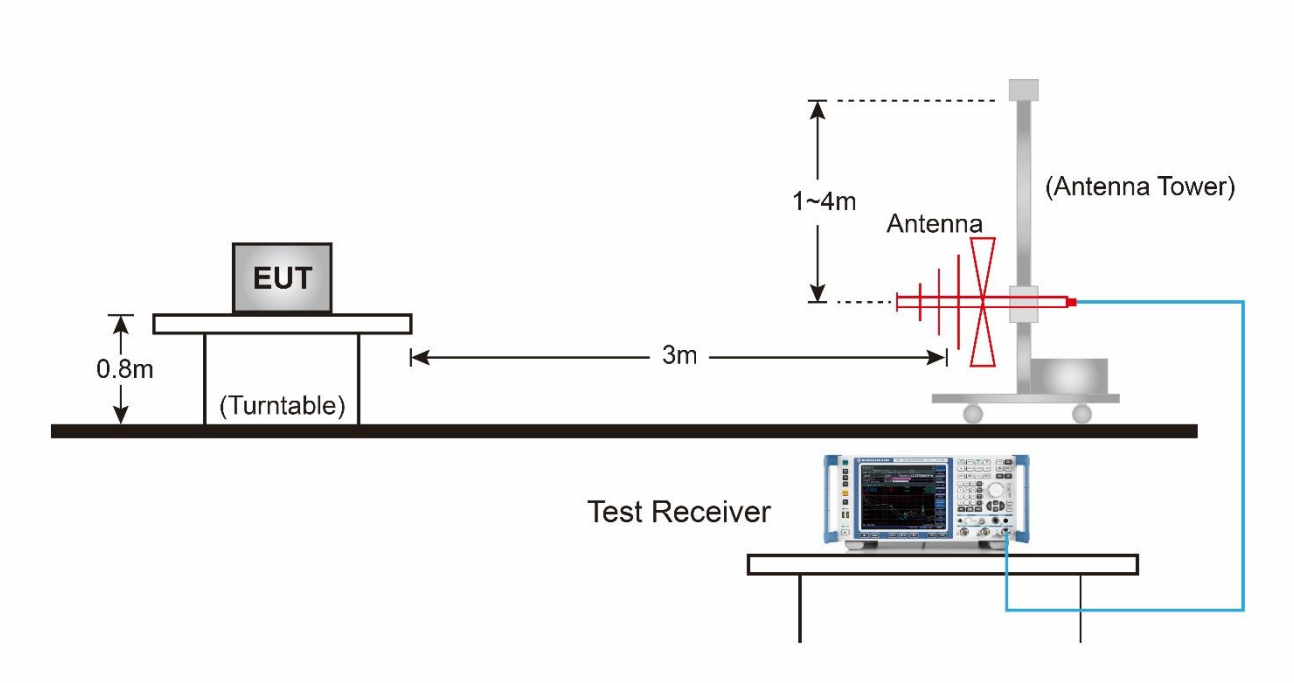

Above 1GHz Test Setup:

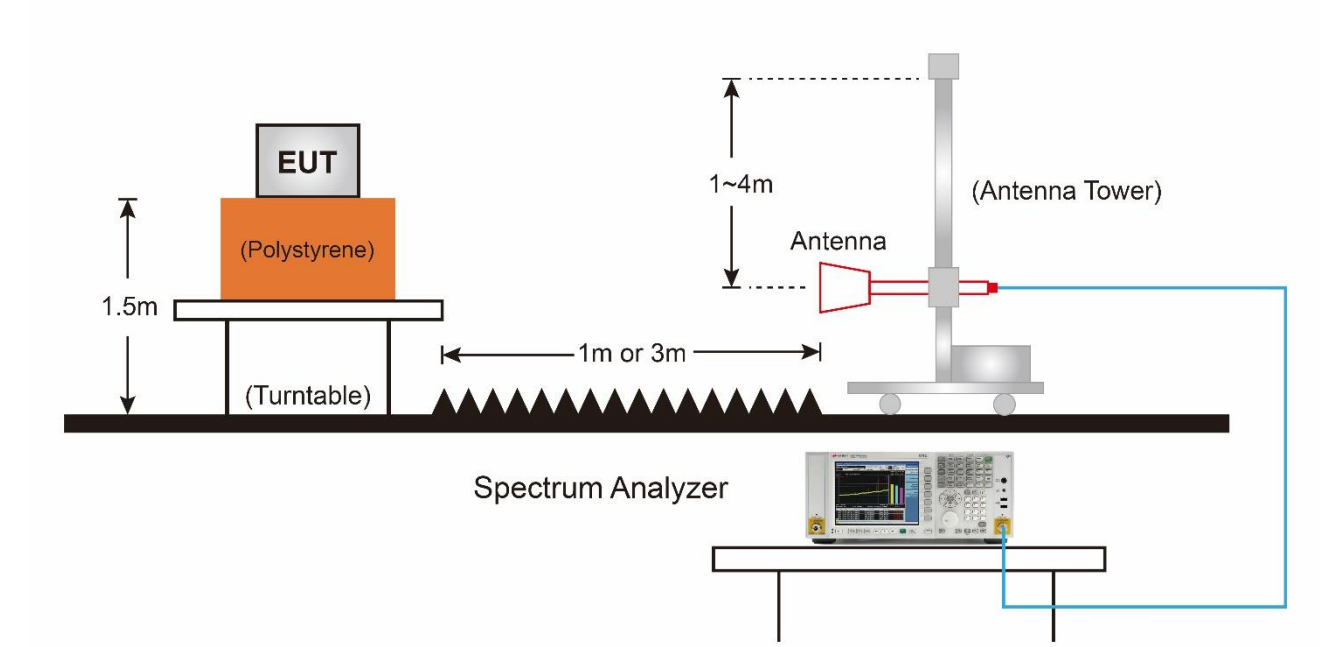

7.8.5.Test Result

EUT	AC750 Wi-Fi Range Extender	Date of Test	2020-12-16
Factor	BBHA 9120D (1GHz~18GHz)	Temp. / Humidity	25.8°C/35.5%
Polarity	Horizontal	Site / Test Engineer	AC1 / Jay Chou
Test Mode	Transmit by 802.11a at Channel 5180MHz	Test Voltage	120V/60Hz

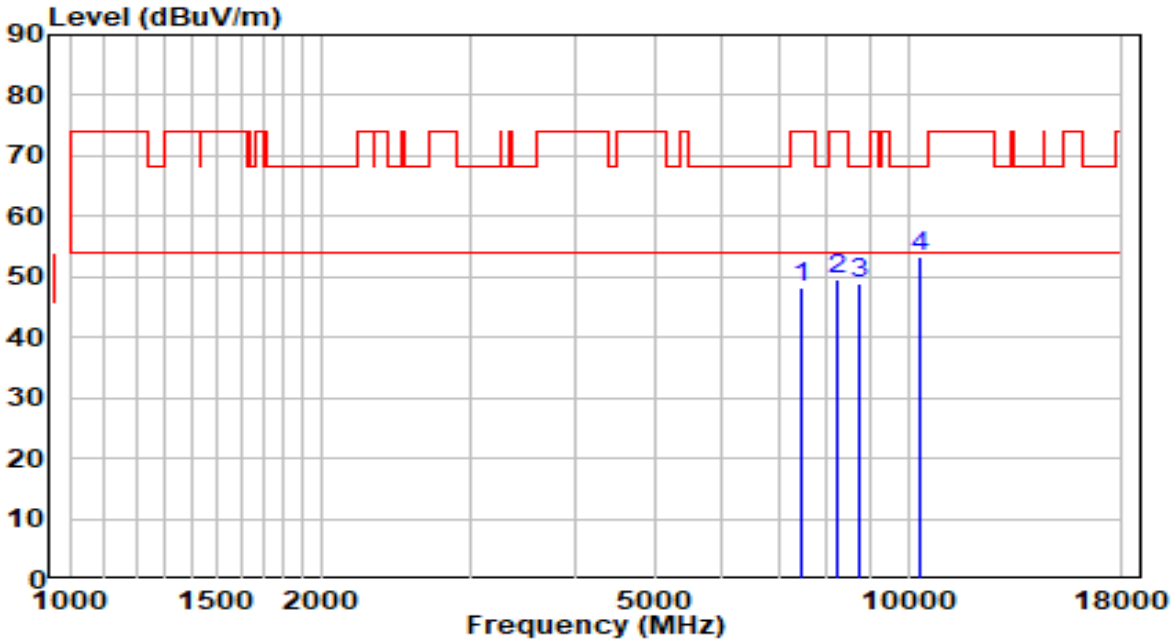

No		Frequency (MHz)	Reading (dBuV)	C.F (dB)	Measurement (dBuV/m)	Margin (dB)	Limit (dBuV/m)	Remark (QP/PK/AV)
1		7477.000	36.51	11.65	48.16	-25.84	74.00	Peak
2		8259.000	36.98	12.49	49.47	-24.53	74.00	Peak
3		8718.000	36.07	12.99	49.06	-19.14	68.20	Peak
4	*	10350.000	36.72	16.56	53.28	-14.92	68.20	Peak

Note:

1. " *", means this data is the worst emission level.
2. C.F (Correction Factor) = Antenna Factor (dB)+ Cable Loss (dB)– Preamplifier(dB).
3. Measurement(dBuV/m) = Reading(dBuV) + C.F (Correction Factor).
4.The emission levels of other frequencies are very lower than the limit and not show in test report.

EUT	AC750 Wi-Fi Range Extender	Date of Test	2020-12-16
Factor	BBHA 9120D (1GHz~18GHz)	Temp. / Humidity	25.8°C/35.5%
Polarity	Vertical	Site / Test Engineer	AC1 / Jay Chou
Test Mode	Transmit by 802.11a at Channel 5180MHz	Test Voltage	120V/60Hz

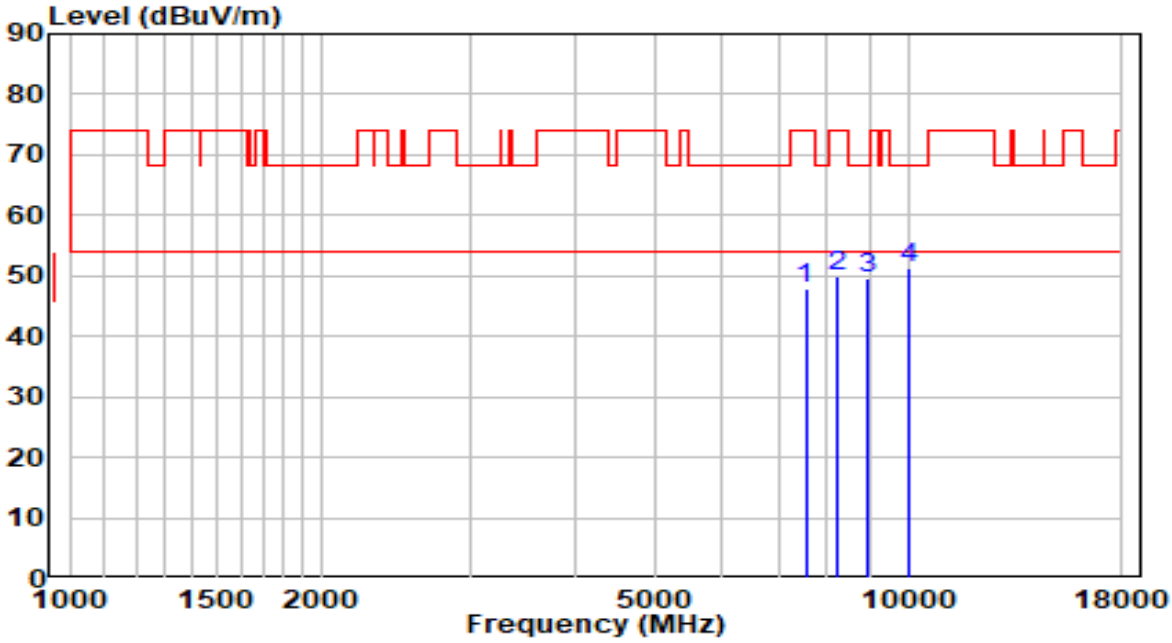

No		Frequency (MHz)	Reading (dBuV)	C.F (dB)	Measurement (dBuV/m)	Margin (dB)	Limit (dBuV/m)	Remark (QP/PK/AV)
1		7545.000	36.24	11.79	48.03	-25.97	74.00	Peak
2		8225.000	37.51	12.50	50.01	-23.99	74.00	Peak
3		8922.000	36.24	13.49	49.73	-18.47	68.20	Peak
4	*	10044.000	35.77	15.51	51.28	-16.92	68.20	Peak

Note:

1. " *", means this data is the worst emission level.
2. C.F (Correction Factor) = Antenna Factor (dB)+ Cable Loss (dB)– Preamplifier(dB).
3. Measurement(dBuV/m) = Reading(dBuV) + C.F (Correction Factor).
4.The emission levels of other frequencies are very lower than the limit and not show in test report.

EUT	AC750 Wi-Fi Range Extender	Date of Test	2020-12-16
Factor	BBHA 9120D (1GHz~18GHz)	Temp. / Humidity	25.8°C/35.5%
Polarity	Horizontal	Site / Test Engineer	AC1 / Jay Chou
Test Mode	Transmit by 802.11a at Channel 5220MHz	Test Voltage	120V/60Hz

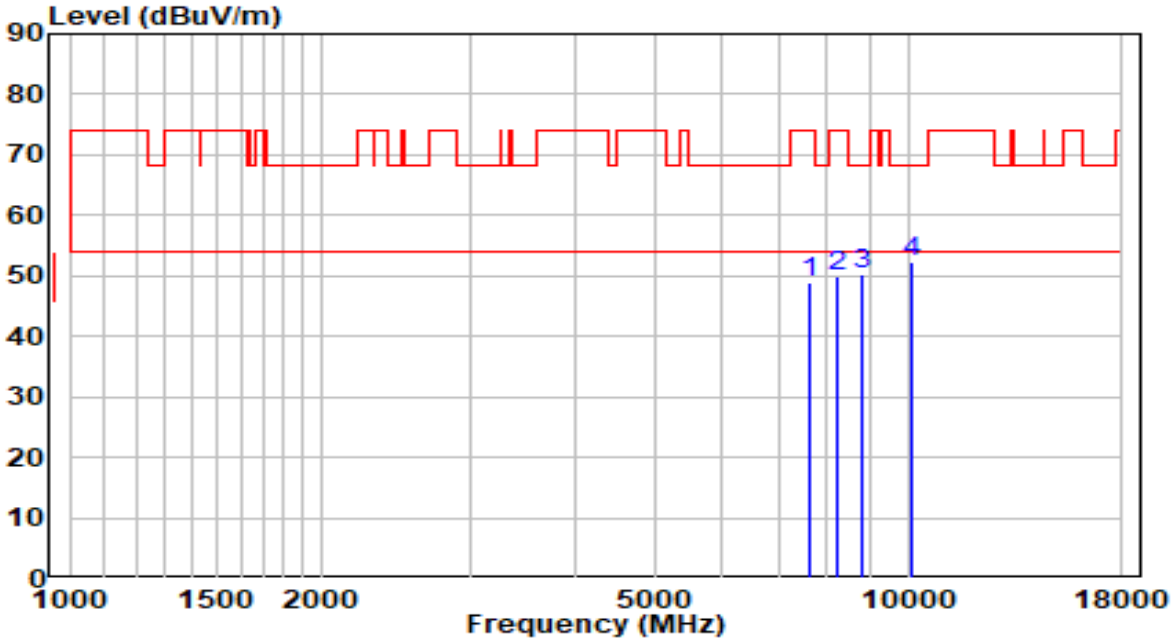

No		Frequency (MHz)	Reading (dBuV)	C.F (dB)	Measurement (dBuV/m)	Margin (dB)	Limit (dBuV/m)	Remark (QP/PK/AV)
1		7613.000	36.95	11.90	48.85	-25.15	74.00	Peak
2		8259.000	37.29	12.49	49.78	-24.22	74.00	Peak
3		8820.000	37.19	13.24	50.43	-17.77	68.20	Peak
4	*	10112.000	36.39	15.74	52.13	-16.07	68.20	Peak

Note:

1. " *", means this data is the worst emission level.
2. C.F (Correction Factor) = Antenna Factor (dB)+ Cable Loss (dB)– Preamplifier(dB).
3. Measurement(dBuV/m) = Reading(dBuV) + C.F (Correction Factor).
4.The emission levels of other frequencies are very lower than the limit and not show in test report.

EUT	AC750 Wi-Fi Range Extender	Date of Test	2020-12-16
Factor	BBHA 9120D (1GHz~18GHz)	Temp. / Humidity	25.8°C/35.5%
Polarity	Vertical	Site / Test Engineer	AC1 / Jay Chou
Test Mode	Transmit by 802.11a at Channel 5220MHz	Test Voltage	120V/60Hz

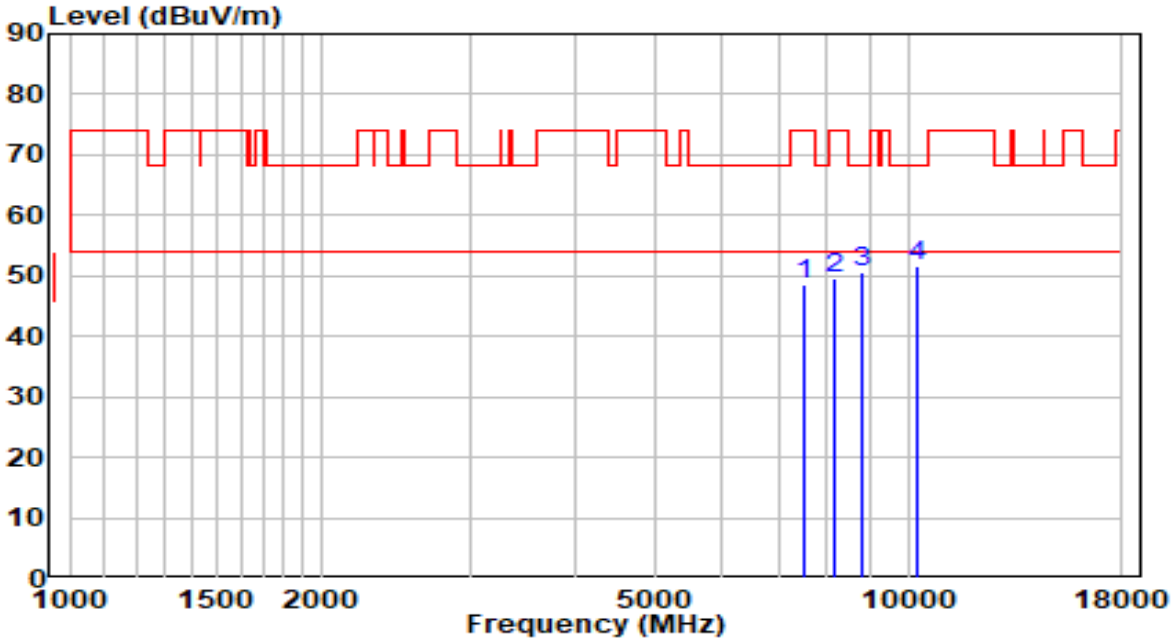

No		Frequency (MHz)	Reading (dBuV)	C.F (dB)	Measurement (dBuV/m)	Margin (dB)	Limit (dBuV/m)	Remark (QP/PK/AV)
1		7528.000	36.94	11.76	48.70	-25.30	74.00	Peak
2		8174.000	37.11	12.50	49.62	-24.38	74.00	Peak
3		8820.000	37.20	13.24	50.44	-17.76	68.20	Peak
4	*	10265.000	35.32	16.27	51.58	-16.62	68.20	Peak

Note:

1. " *", means this data is the worst emission level.
2. C.F (Correction Factor) = Antenna Factor (dB)+ Cable Loss (dB)– Preamplifier(dB).
3. Measurement(dBuV/m) = Reading(dBuV) + C.F (Correction Factor).
4.The emission levels of other frequencies are very lower than the limit and not show in test report.

EUT	AC750 Wi-Fi Range Extender	Date of Test	2020-12-16
Factor	BBHA 9120D (1GHz~18GHz)	Temp. / Humidity	25.8°C/35.5%
Polarity	Horizontal	Site / Test Engineer	AC1 / Jay Chou
Test Mode	Transmit by 802.11a at Channel 5240MHz	Test Voltage	120V/60Hz

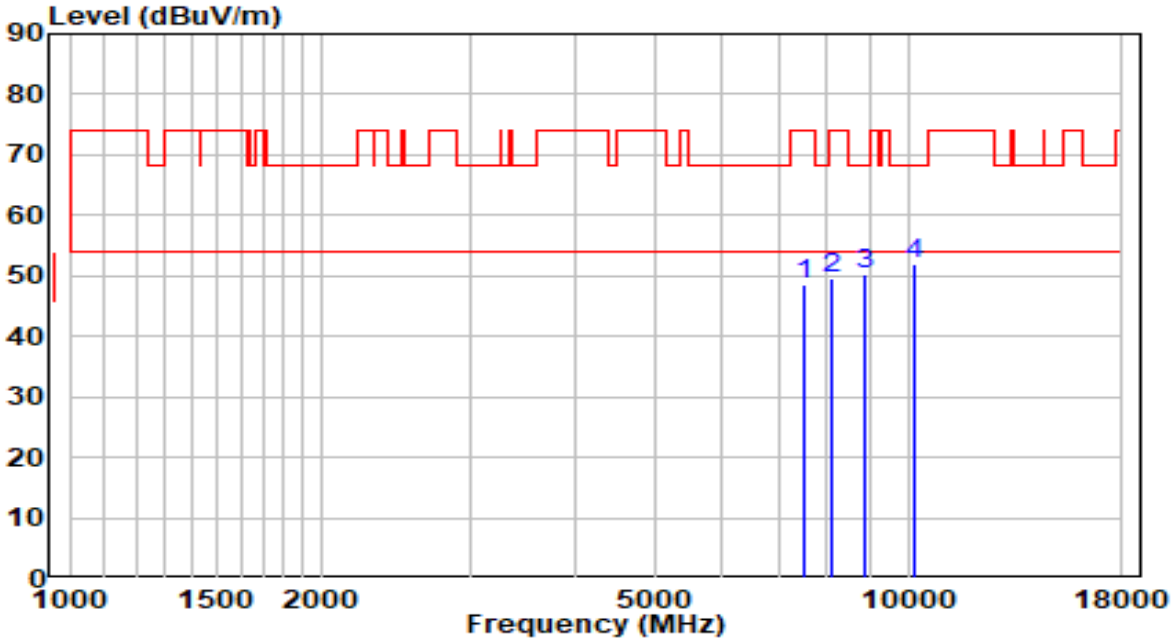

No		Frequency (MHz)	Reading (dBuV)	C.F (dB)	Measurement (dBuV/m)	Margin (dB)	Limit (dBuV/m)	Remark (QP/PK/AV)
1		7494.000	36.96	11.70	48.66	-25.34	74.00	Peak
2		8123.000	37.06	12.51	49.57	-24.43	74.00	Peak
3		8854.000	36.99	13.32	50.31	-17.89	68.20	Peak
4	*	10180.000	35.94	15.98	51.91	-16.29	68.20	Peak

Note:

1. " *", means this data is the worst emission level.
2. C.F (Correction Factor) = Antenna Factor (dB)+ Cable Loss (dB)– Preamplifier(dB).
3. Measurement(dBuV/m) = Reading(dBuV) + C.F (Correction Factor).
4.The emission levels of other frequencies are very lower than the limit and not show in test report.

EUT	AC750 Wi-Fi Range Extender	Date of Test	2020-12-16
Factor	BBHA 9120D (1GHz~18GHz)	Temp. / Humidity	25.8°C/35.5%
Polarity	Vertical	Site / Test Engineer	AC1 / Jay Chou
Test Mode	Transmit by 802.11a at Channel 5240MHz	Test Voltage	120V/60Hz

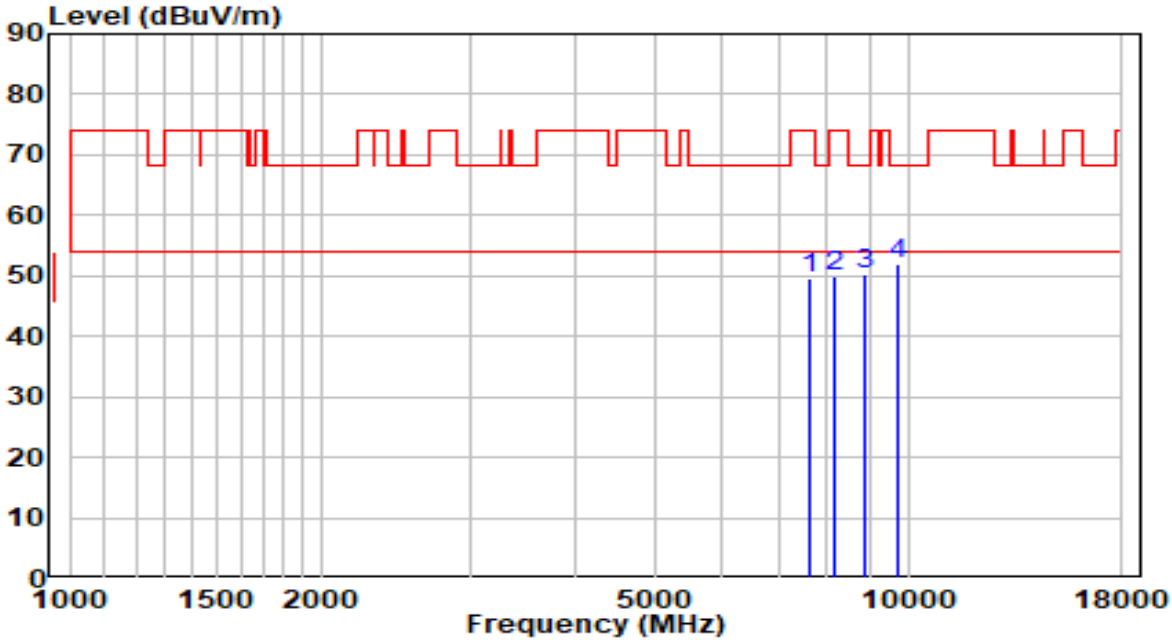

No		Frequency (MHz)	Reading (dBuV)	C.F (dB)	Measurement (dBuV/m)	Margin (dB)	Limit (dBuV/m)	Remark (QP/PK/AV)
1		7613.000	37.80	11.90	49.70	-24.30	74.00	Peak
2		8191.000	37.31	12.50	49.81	-24.19	74.00	Peak
3		8871.000	36.94	13.36	50.30	-17.90	68.20	Peak
4	*	9738.000	37.12	14.87	51.99	-16.21	68.20	Peak

Note:

1. " *", means this data is the worst emission level.
2. C.F (Correction Factor) = Antenna Factor (dB)+ Cable Loss (dB)– Preamplifier(dB).
3. Measurement(dBuV/m) = Reading(dBuV) + C.F (Correction Factor).
4.The emission levels of other frequencies are very lower than the limit and not show in test report.

EUT	AC750 Wi-Fi Range Extender	Date of Test	2020-12-16
Factor	BBHA 9120D (1GHz~18GHz)	Temp. / Humidity	25.8°C/35.5%
Polarity	Horizontal	Site / Test Engineer	AC1 / Jay Chou
Test Mode	Transmit by 802.11a at Channel 5260MHz	Test Voltage	120V/60Hz

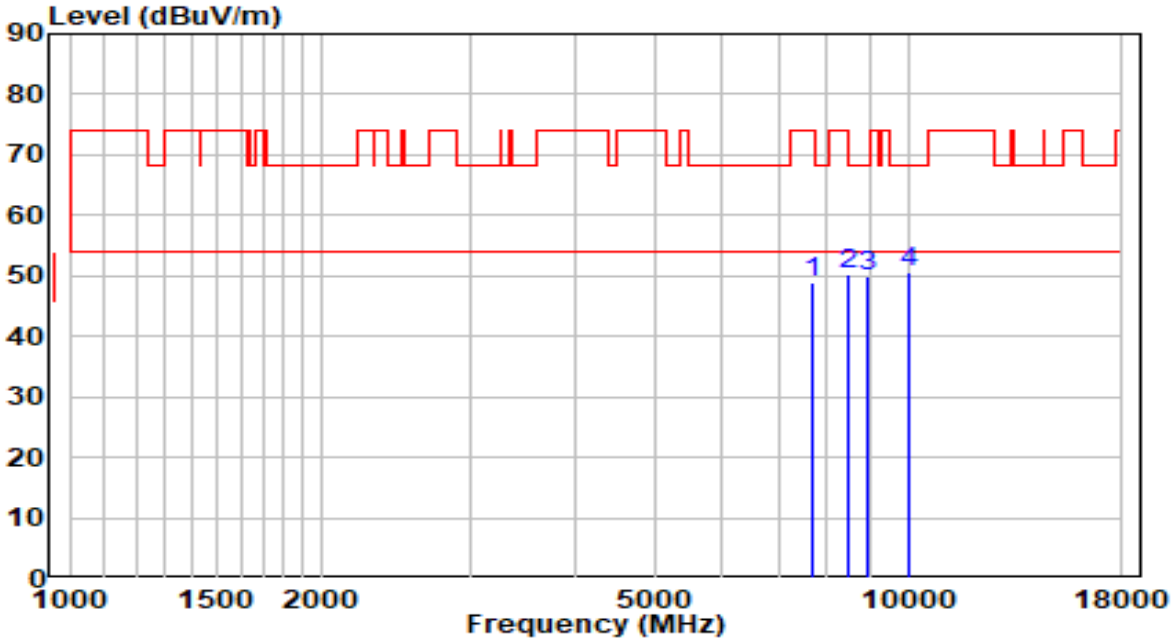

No		Frequency (MHz)	Reading (dBuV)	C.F (dB)	Measurement (dBuV/m)	Margin (dB)	Limit (dBuV/m)	Remark (QP/PK/AV)
1		7681.000	36.91	12.01	48.92	-25.08	74.00	Peak
2		8480.000	37.95	12.46	50.41	-23.59	74.00	Peak
3		8922.000	36.45	13.49	49.94	-18.26	68.20	Peak
4	*	10044.000	35.15	15.51	50.66	-17.54	68.20	Peak

Note:

1. " *", means this data is the worst emission level.
2. C.F (Correction Factor) = Antenna Factor (dB)+ Cable Loss (dB)– Preamplifier(dB).
3. Measurement(dBuV/m) = Reading(dBuV) + C.F (Correction Factor).
4.The emission levels of other frequencies are very lower than the limit and not show in test report.

EUT	AC750 Wi-Fi Range Extender	Date of Test	2020-12-16
Factor	BBHA 9120D (1GHz~18GHz)	Temp. / Humidity	25.8°C/35.5%
Polarity	Vertical	Site / Test Engineer	AC1 / Jay Chou
Test Mode	Transmit by 802.11a at Channel 5260MHz	Test Voltage	120V/60Hz

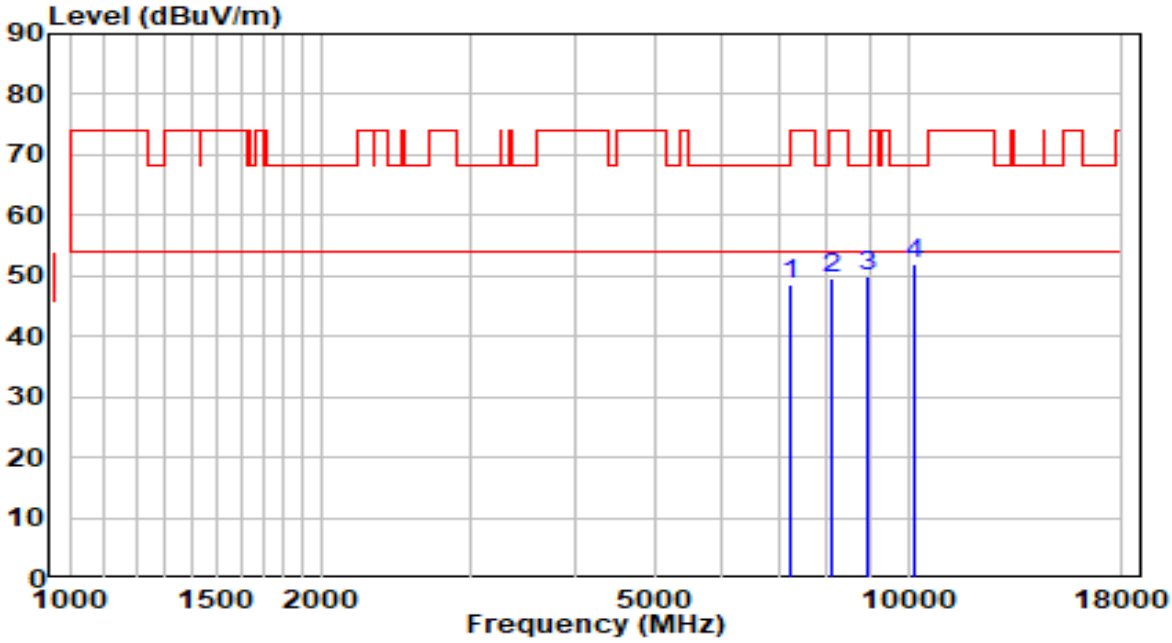

No		Frequency (MHz)	Reading (dBuV)	C.F (dB)	Measurement (dBuV/m)	Margin (dB)	Limit (dBuV/m)	Remark (QP/PK/AV)
1		7256.000	37.47	11.02	48.50	-25.50	74.00	Peak
2		8089.000	37.06	12.52	49.57	-24.43	74.00	Peak
3		8973.000	36.24	13.61	49.85	-18.35	68.20	Peak
4	*	10180.000	35.88	15.98	51.86	-16.34	68.20	Peak

Note:

1. " *", means this data is the worst emission level.
2. C.F (Correction Factor) = Antenna Factor (dB)+ Cable Loss (dB)– Preamplifier(dB).
3. Measurement(dBuV/m) = Reading(dBuV) + C.F (Correction Factor).
4.The emission levels of other frequencies are very lower than the limit and not show in test report.

EUT	AC750 Wi-Fi Range Extender	Date of Test	2020-12-16
Factor	BBHA 9120D (1GHz~18GHz)	Temp. / Humidity	25.8°C/35.5%
Polarity	Horizontal	Site / Test Engineer	AC1 / Jay Chou
Test Mode	Transmit by 802.11a at Channel 5300MHz	Test Voltage	120V/60Hz

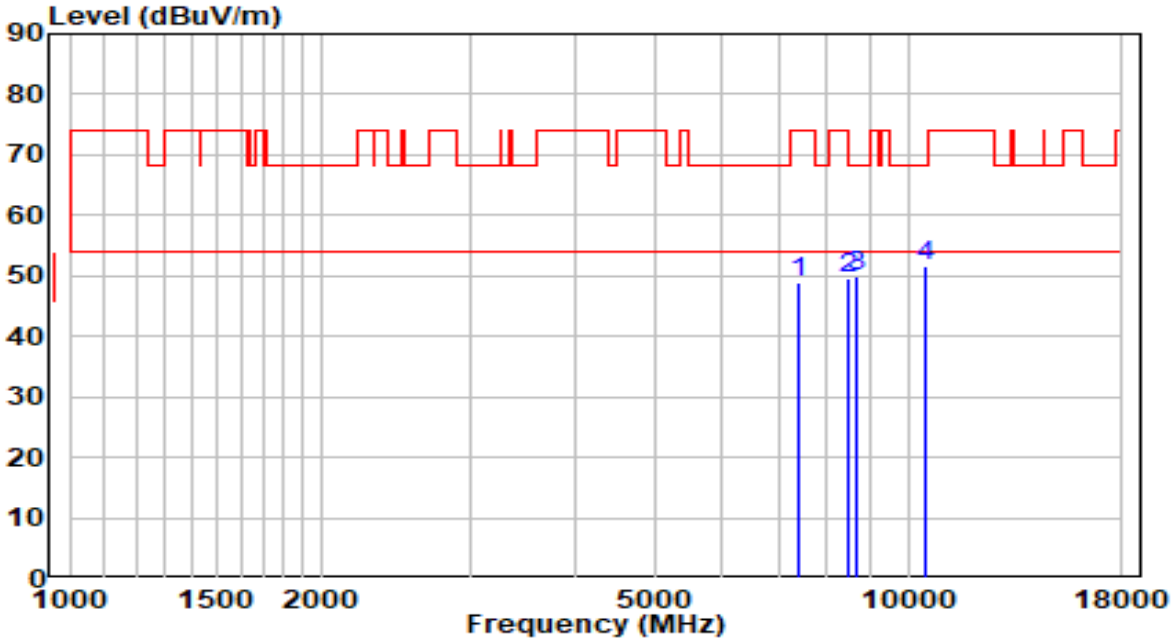

No		Frequency (MHz)	Reading (dBuV)	C.F (dB)	Measurement (dBuV/m)	Margin (dB)	Limit (dBuV/m)	Remark (QP/PK/AV)
1		7426.000	37.52	11.51	49.03	-24.97	74.00	Peak
2		8514.000	36.94	12.49	49.42	-18.78	68.20	Peak
3		8701.000	36.82	12.95	49.77	-18.43	68.20	Peak
4	*	10452.000	34.80	16.91	51.71	-16.49	68.20	Peak

Note:

1. " *", means this data is the worst emission level.
2. C.F (Correction Factor) = Antenna Factor (dB)+ Cable Loss (dB)– Preamplifier(dB).
3. Measurement(dBuV/m) = Reading(dBuV) + C.F (Correction Factor).
4.The emission levels of other frequencies are very lower than the limit and not show in test report.

EUT	AC750 Wi-Fi Range Extender	Date of Test	2020-12-16
Factor	BBHA 9120D (1GHz~18GHz)	Temp. / Humidity	25.8°C/35.5%
Polarity	Vertical	Site / Test Engineer	AC1 / Jay Chou
Test Mode	Transmit by 802.11a at Channel 5300MHz	Test Voltage	120V/60Hz

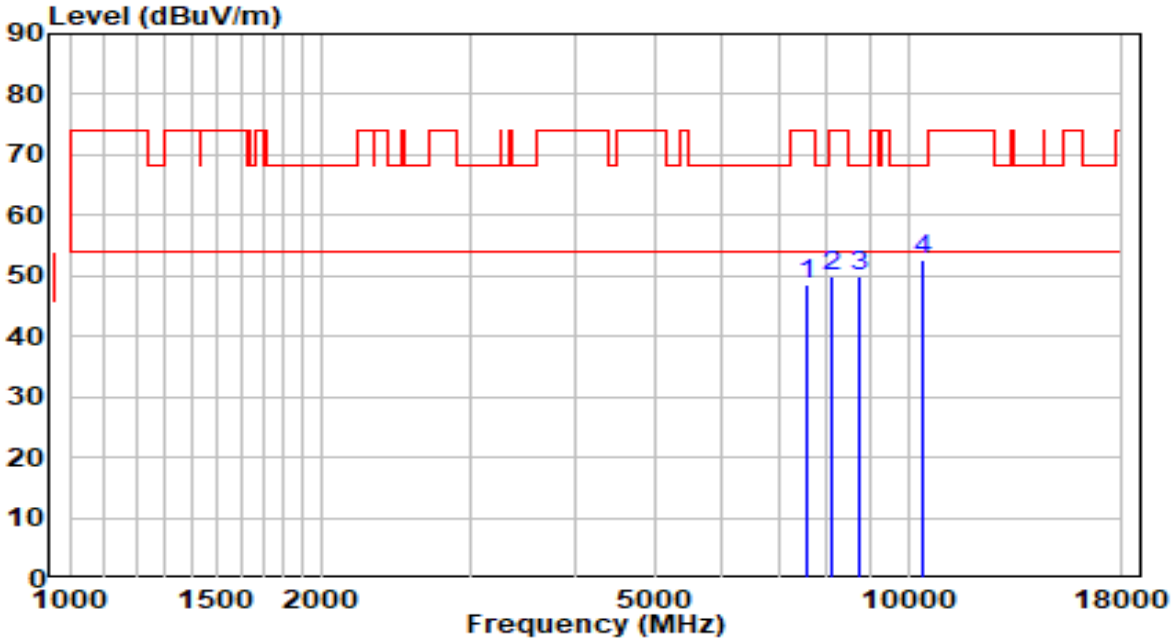

No		Frequency (MHz)	Reading (dBuV)	C.F (dB)	Measurement (dBuV/m)	Margin (dB)	Limit (dBuV/m)	Remark (QP/PK/AV)
1		7596.000	36.71	11.87	48.58	-25.42	74.00	Peak
2		8089.000	37.33	12.52	49.85	-24.15	74.00	Peak
3		8735.000	36.92	13.03	49.95	-18.25	68.20	Peak
4	*	10401.000	35.91	16.73	52.65	-15.55	68.20	Peak

Note:

1. " *", means this data is the worst emission level.
2. C.F (Correction Factor) = Antenna Factor (dB)+ Cable Loss (dB)– Preamplifier(dB).
3. Measurement(dBuV/m) = Reading(dBuV) + C.F (Correction Factor).
4.The emission levels of other frequencies are very lower than the limit and not show in test report.

EUT	AC750 Wi-Fi Range Extender	Date of Test	2020-12-16
Factor	BBHA 9120D (1GHz~18GHz)	Temp. / Humidity	25.8°C/35.5%
Polarity	Horizontal	Site / Test Engineer	AC1 / Jay Chou
Test Mode	Transmit by 802.11a at Channel 5320MHz	Test Voltage	120V/60Hz

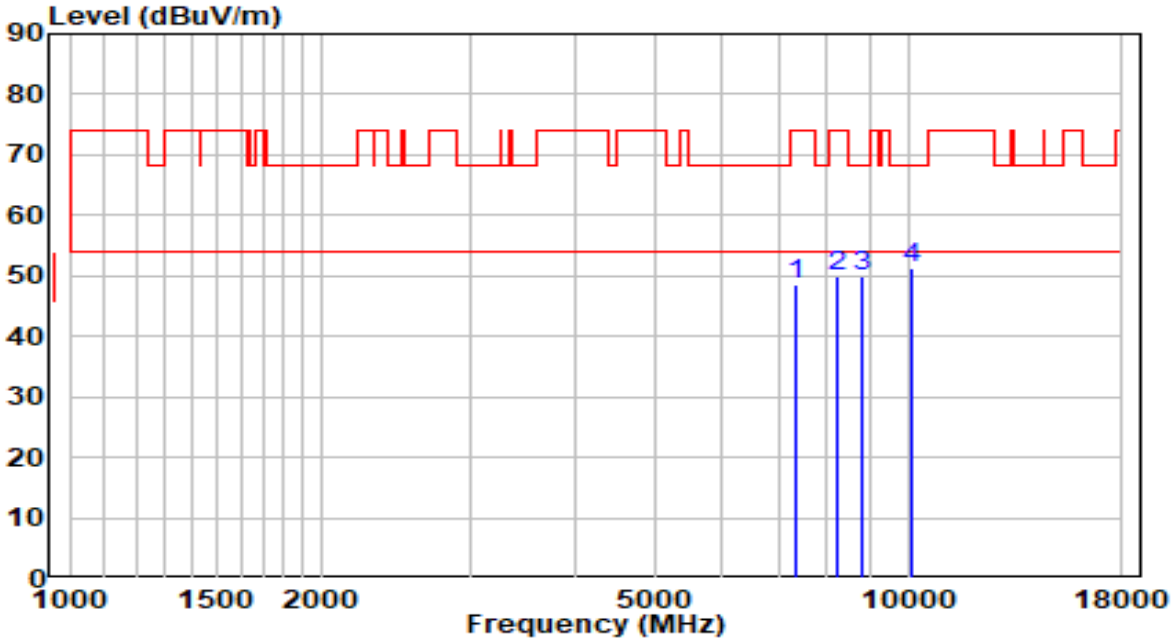

No		Frequency (MHz)	Reading (dBuV)	C.F (dB)	Measurement (dBuV/m)	Margin (dB)	Limit (dBuV/m)	Remark (QP/PK/AV)
1		7358.000	37.09	11.31	48.40	-25.60	74.00	Peak
2		8242.000	37.31	12.49	49.80	-24.20	74.00	Peak
3		8820.000	36.65	13.24	49.89	-18.31	68.20	Peak
4	*	10129.000	35.31	15.80	51.11	-17.09	68.20	Peak

Note:

1. " *", means this data is the worst emission level.
2. C.F (Correction Factor) = Antenna Factor (dB)+ Cable Loss (dB)– Preamplifier(dB).
3. Measurement(dBuV/m) = Reading(dBuV) + C.F (Correction Factor).
4.The emission levels of other frequencies are very lower than the limit and not show in test report.

EUT	AC750 Wi-Fi Range Extender	Date of Test	2020-12-16
Factor	BBHA 9120D (1GHz~18GHz)	Temp. / Humidity	25.8°C/35.5%
Polarity	Vertical	Site / Test Engineer	AC1 / Jay Chou
Test Mode	Transmit by 802.11a at Channel 5320MHz	Test Voltage	120V/60Hz

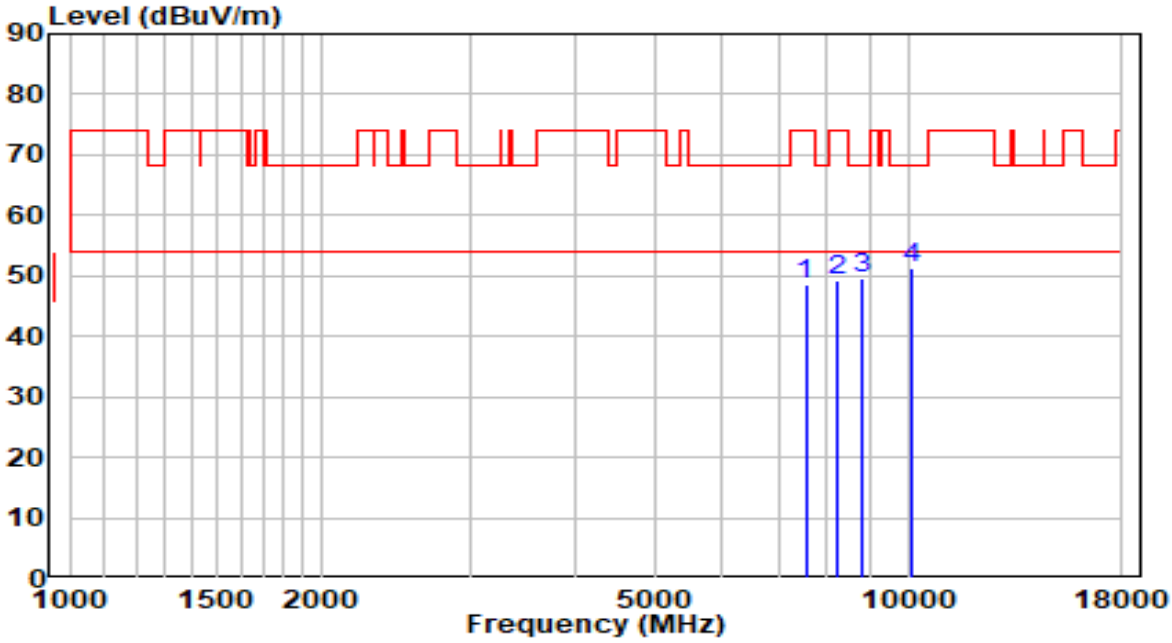

No		Frequency (MHz)	Reading (dBuV)	C.F (dB)	Measurement (dBuV/m)	Margin (dB)	Limit (dBuV/m)	Remark (QP/PK/AV)
1		7545.000	36.84	11.79	48.63	-25.37	74.00	Peak
2		8208.000	36.86	12.50	49.36	-24.64	74.00	Peak
3		8786.000	36.41	13.16	49.57	-18.63	68.20	Peak
4	*	10129.000	35.58	15.80	51.38	-16.82	68.20	Peak

Note:

1. " *", means this data is the worst emission level.
2. C.F (Correction Factor) = Antenna Factor (dB)+ Cable Loss (dB)– Preamplifier(dB).
3. Measurement(dBuV/m) = Reading(dBuV) + C.F (Correction Factor).
4.The emission levels of other frequencies are very lower than the limit and not show in test report.

EUT	AC750 Wi-Fi Range Extender	Date of Test	2020-12-16
Factor	BBHA 9120D (1GHz~18GHz)	Temp. / Humidity	25.8°C/35.5%
Polarity	Horizontal	Site / Test Engineer	AC1 / Jay Chou
Test Mode	Transmit by 802.11a at Channel 5500MHz	Test Voltage	120V/60Hz

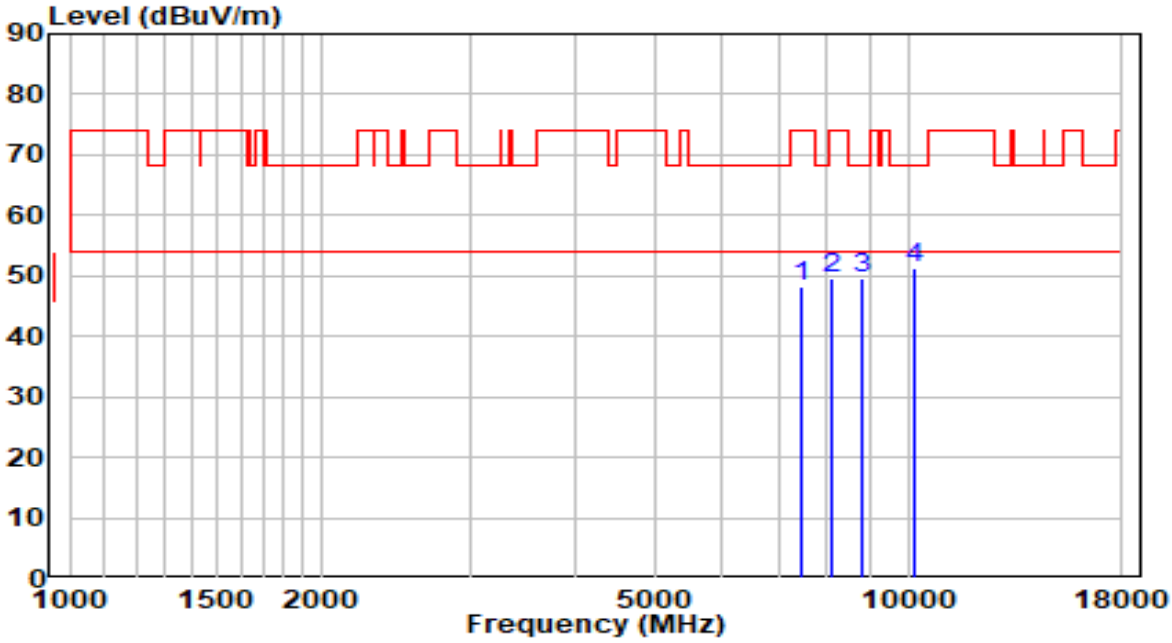

No		Frequency (MHz)	Reading (dBuV)	C.F (dB)	Measurement (dBuV/m)	Margin (dB)	Limit (dBuV/m)	Remark (QP/PK/AV)
1		7443.000	36.82	11.55	48.38	-25.62	74.00	Peak
2		8123.000	37.13	12.51	49.64	-24.36	74.00	Peak
3		8837.000	36.19	13.28	49.47	-18.73	68.20	Peak
4	*	10146.000	35.34	15.86	51.20	-17.00	68.20	Peak

Note:

1. " *", means this data is the worst emission level.
2. C.F (Correction Factor) = Antenna Factor (dB)+ Cable Loss (dB)– Preamplifier(dB).
3. Measurement(dBuV/m) = Reading(dBuV) + C.F (Correction Factor).
4.The emission levels of other frequencies are very lower than the limit and not show in test report.

EUT	AC750 Wi-Fi Range Extender	Date of Test	2020-12-16
Factor	BBHA 9120D (1GHz~18GHz)	Temp. / Humidity	25.8°C/35.5%
Polarity	Vertical	Site / Test Engineer	AC1 / Jay Chou
Test Mode	Transmit by 802.11a at Channel 5500MHz	Test Voltage	120V/60Hz

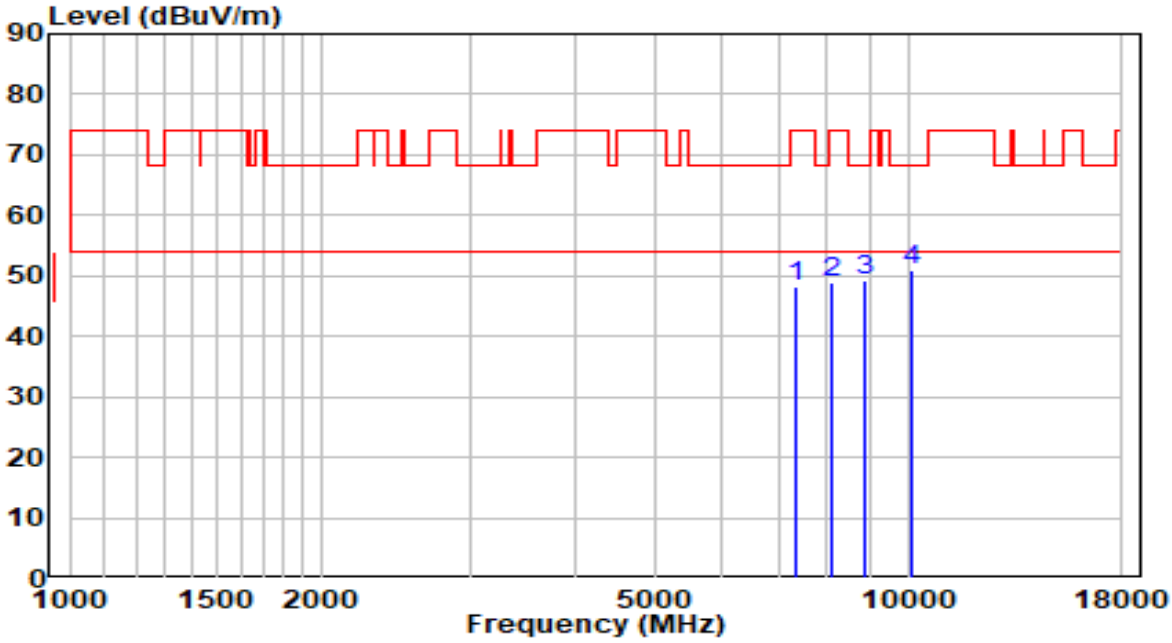

No		Frequency (MHz)	Reading (dBuV)	C.F (dB)	Measurement (dBuV/m)	Margin (dB)	Limit (dBuV/m)	Remark (QP/PK/AV)
1		7324.000	37.05	11.22	48.27	-25.73	74.00	Peak
2		8089.000	36.30	12.52	48.82	-25.18	74.00	Peak
3		8905.000	35.93	13.45	49.37	-18.83	68.20	Peak
4	*	10129.000	35.12	15.80	50.92	-17.28	68.20	Peak

Note:

1. " *", means this data is the worst emission level.
2. C.F (Correction Factor) = Antenna Factor (dB)+ Cable Loss (dB)– Preamplifier(dB).
3. Measurement(dBuV/m) = Reading(dBuV) + C.F (Correction Factor).
4.The emission levels of other frequencies are very lower than the limit and not show in test report.

EUT	AC750 Wi-Fi Range Extender	Date of Test	2020-12-16
Factor	BBHA 9120D (1GHz~18GHz)	Temp. / Humidity	25.8°C/35.5%
Polarity	Horizontal	Site / Test Engineer	AC1 / Jay Chou
Test Mode	Transmit by 802.11a at Channel 5580MHz	Test Voltage	120V/60Hz

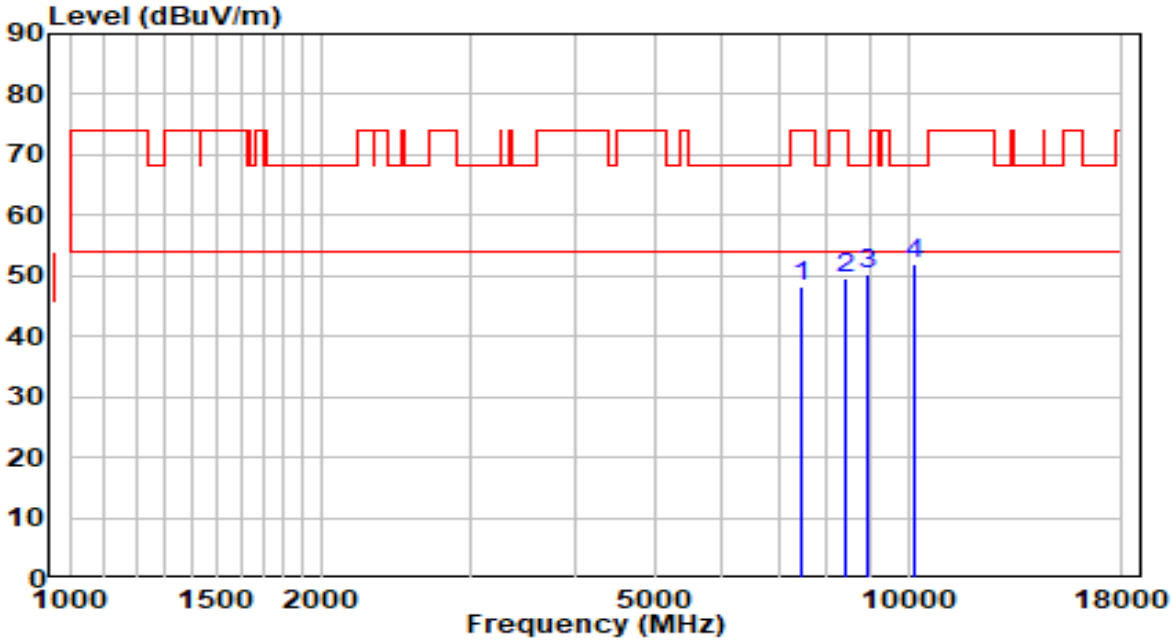

No		Frequency (MHz)	Reading (dBuV)	C.F (dB)	Measurement (dBuV/m)	Margin (dB)	Limit (dBuV/m)	Remark (QP/PK/AV)
1		7443.000	36.83	11.55	48.38	-25.62	74.00	Peak
2		8412.000	37.27	12.47	49.73	-24.27	74.00	Peak
3		8922.000	36.79	13.49	50.28	-17.92	68.20	Peak
4	*	10180.000	35.89	15.98	51.86	-16.34	68.20	Peak

Note:

1. " *", means this data is the worst emission level.
2. C.F (Correction Factor) = Antenna Factor (dB)+ Cable Loss (dB)– Preamplifier(dB).
3. Measurement(dBuV/m) = Reading(dBuV) + C.F (Correction Factor).
4.The emission levels of other frequencies are very lower than the limit and not show in test report.

EUT	AC750 Wi-Fi Range Extender	Date of Test	2020-12-16
Factor	BBHA 9120D (1GHz~18GHz)	Temp. / Humidity	25.8°C/35.5%
Polarity	Vertical	Site / Test Engineer	AC1 / Jay Chou
Test Mode	Transmit by 802.11a at Channel 5580MHz	Test Voltage	120V/60Hz

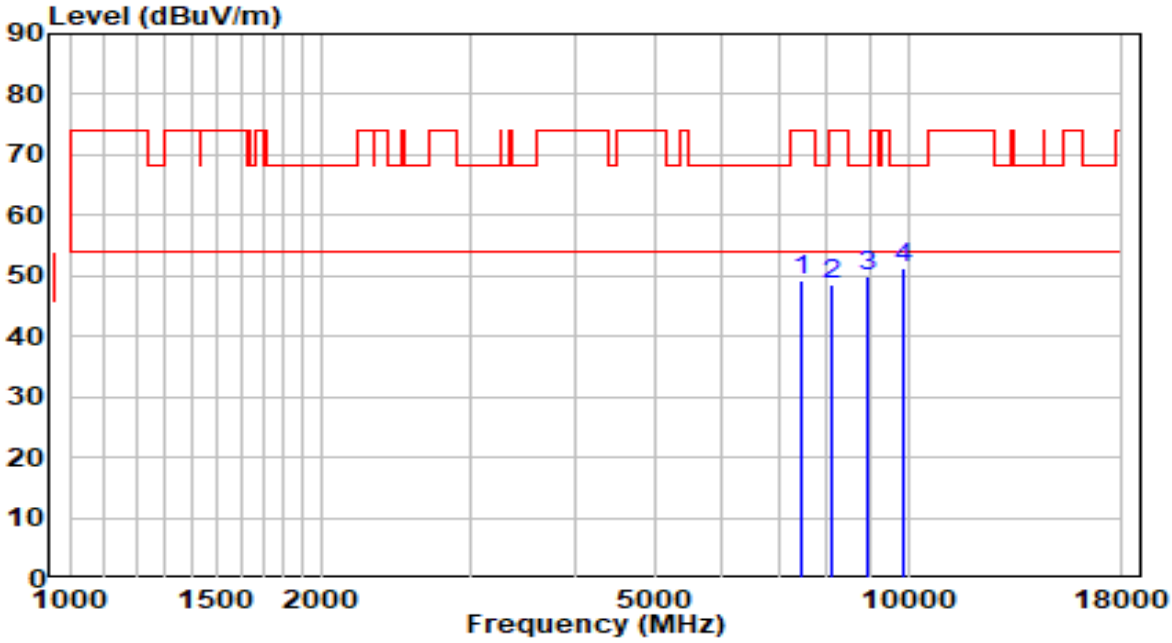

No		Frequency (MHz)	Reading (dBuV)	C.F (dB)	Measurement (dBuV/m)	Margin (dB)	Limit (dBuV/m)	Remark (QP/PK/AV)
1		7477.000	37.53	11.65	49.18	-24.82	74.00	Peak
2		8123.000	36.09	12.51	48.60	-25.40	74.00	Peak
3		8939.000	36.46	13.53	49.99	-18.21	68.20	Peak
4	*	9874.000	36.09	15.12	51.22	-16.98	68.20	Peak

Note:

1. " *", means this data is the worst emission level.
2. C.F (Correction Factor) = Antenna Factor (dB)+ Cable Loss (dB)– Preamplifier(dB).
3. Measurement(dBuV/m) = Reading(dBuV) + C.F (Correction Factor).
4.The emission levels of other frequencies are very lower than the limit and not show in test report.

EUT	AC750 Wi-Fi Range Extender	Date of Test	2020-12-16
Factor	BBHA 9120D (1GHz~18GHz)	Temp. / Humidity	25.8°C/35.5%
Polarity	Horizontal	Site / Test Engineer	AC1 / Jay Chou
Test Mode	Transmit by 802.11a at Channel 5700MHz	Test Voltage	120V/60Hz

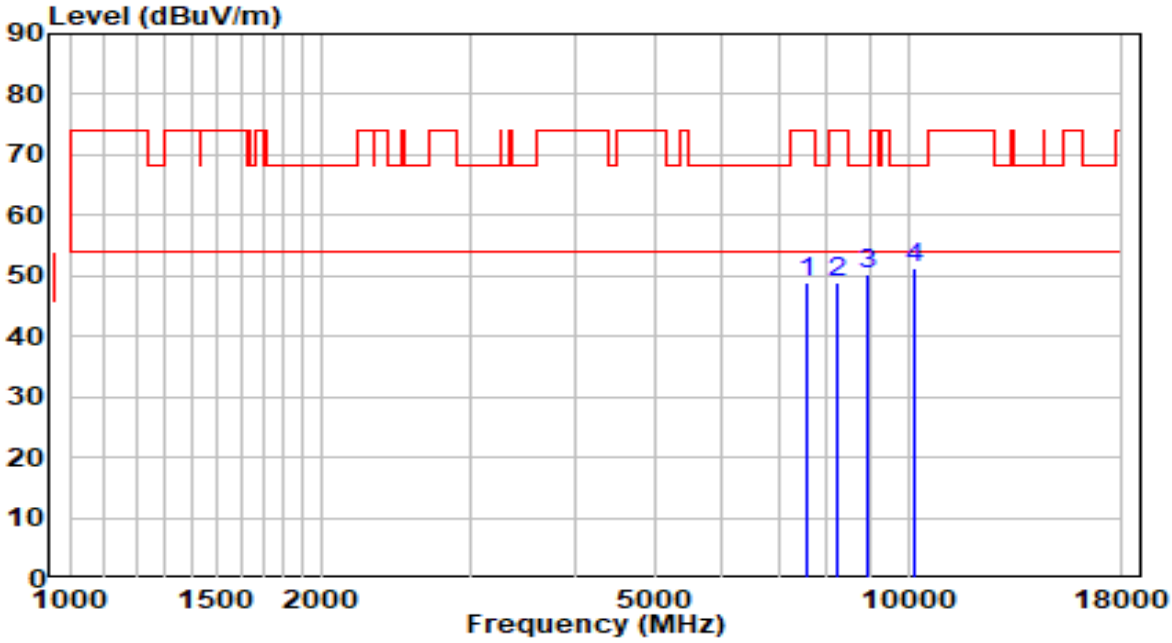

No		Frequency (MHz)	Reading (dBuV)	C.F (dB)	Measurement (dBuV/m)	Margin (dB)	Limit (dBuV/m)	Remark (QP/PK/AV)
1		7596.000	37.10	11.87	48.97	-25.03	74.00	Peak
2		8242.000	36.49	12.49	48.98	-25.02	74.00	Peak
3		8922.000	36.84	13.49	50.33	-17.87	68.20	Peak
4	*	10197.000	35.11	16.03	51.15	-17.05	68.20	Peak

Note:

1. " *", means this data is the worst emission level.
2. C.F (Correction Factor) = Antenna Factor (dB)+ Cable Loss (dB)– Preamplifier(dB).
3. Measurement(dBuV/m) = Reading(dBuV) + C.F (Correction Factor).
4.The emission levels of other frequencies are very lower than the limit and not show in test report.

EUT	AC750 Wi-Fi Range Extender	Date of Test	2020-12-16
Factor	BBHA 9120D (1GHz~18GHz)	Temp. / Humidity	25.8°C/35.5%
Polarity	Vertical	Site / Test Engineer	AC1 / Jay Chou
Test Mode	Transmit by 802.11a at Channel 5700MHz	Test Voltage	120V/60Hz

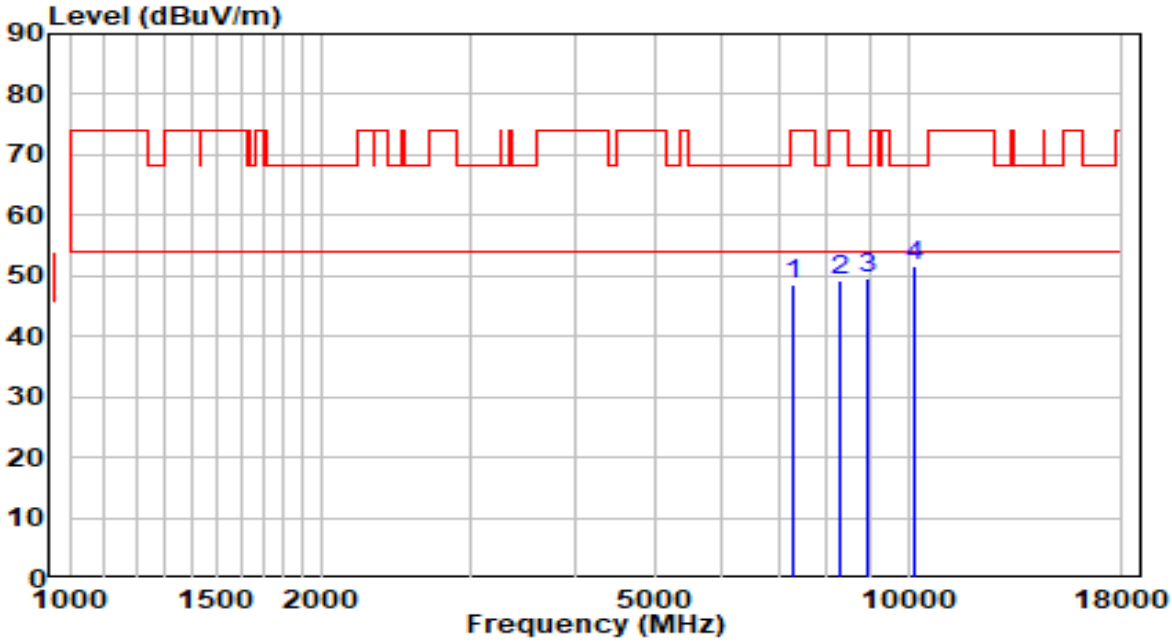

No		Frequency (MHz)	Reading (dBuV)	C.F (dB)	Measurement (dBuV/m)	Margin (dB)	Limit (dBuV/m)	Remark (QP/PK/AV)
1		7307.000	37.26	11.17	48.43	-25.57	74.00	Peak
2		8310.000	36.69	12.48	49.17	-24.83	74.00	Peak
3		8939.000	36.13	13.53	49.66	-18.54	68.20	Peak
4	*	10197.000	35.47	16.03	51.50	-16.70	68.20	Peak

Note:

1. " *", means this data is the worst emission level.
2. C.F (Correction Factor) = Antenna Factor (dB)+ Cable Loss (dB)– Preamplifier(dB).
3. Measurement(dBuV/m) = Reading(dBuV) + C.F (Correction Factor).
4.The emission levels of other frequencies are very lower than the limit and not show in test report.

EUT	AC750 Wi-Fi Range Extender	Date of Test	2020-12-16
Factor	BBHA 9120D (1GHz~18GHz)	Temp. / Humidity	25.8°C/35.5%
Polarity	Horizontal	Site / Test Engineer	AC1 / Jay Chou
Test Mode	Transmit by 802.11a at Channel 5745MHz	Test Voltage	120V/60Hz

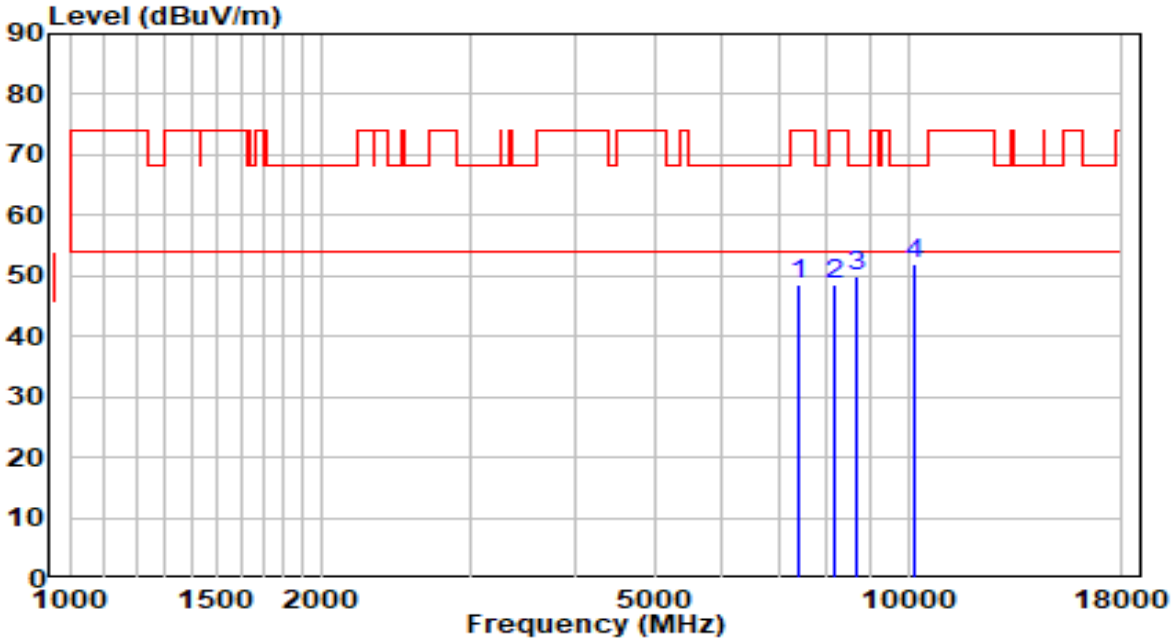

No		Frequency (MHz)	Reading (dBuV)	C.F (dB)	Measurement (dBuV/m)	Margin (dB)	Limit (dBuV/m)	Remark (QP/PK/AV)
1		7426.000	37.03	11.51	48.54	-25.46	74.00	Peak
2		8157.000	36.22	12.51	48.73	-25.27	74.00	Peak
3		8684.000	36.94	12.91	49.85	-18.35	68.20	Peak
4	*	10180.000	35.89	15.98	51.86	-16.34	68.20	Peak

Note:

1. " *", means this data is the worst emission level.
2. C.F (Correction Factor) = Antenna Factor (dB)+ Cable Loss (dB)– Preamplifier(dB).
3. Measurement(dBuV/m) = Reading(dBuV) + C.F (Correction Factor).
4.The emission levels of other frequencies are very lower than the limit and not show in test report.

EUT	AC750 Wi-Fi Range Extender	Date of Test	2020-12-16
Factor	BBHA 9120D (1GHz~18GHz)	Temp. / Humidity	25.8°C/35.5%
Polarity	Vertical	Site / Test Engineer	AC1 / Jay Chou
Test Mode	Transmit by 802.11a at Channel 5745MHz	Test Voltage	120V/60Hz

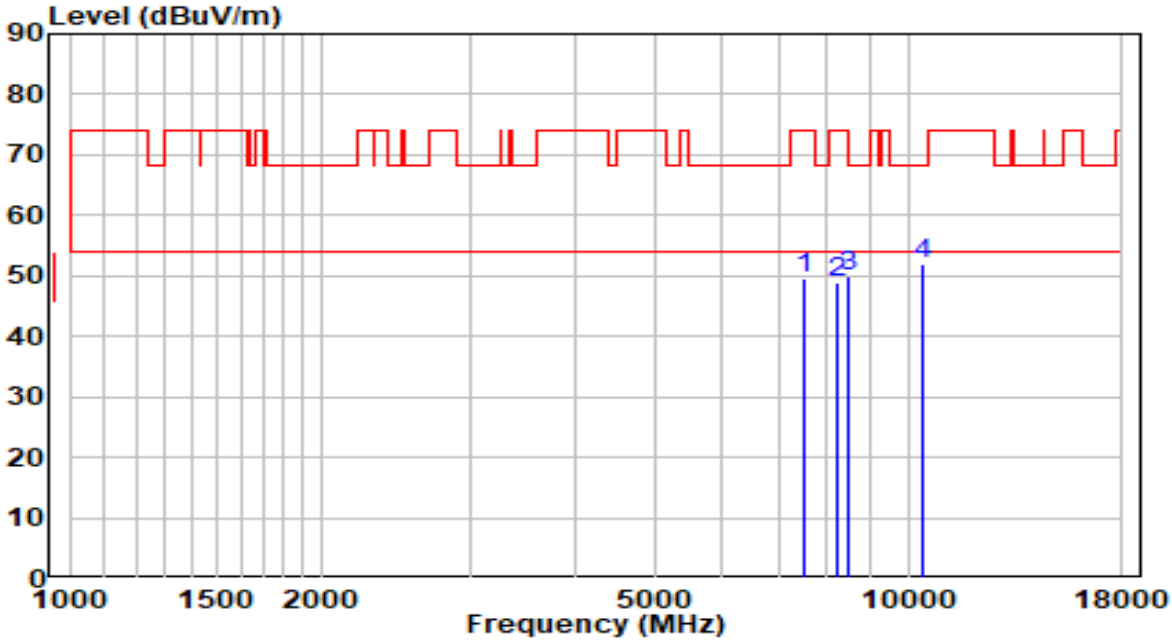

No		Frequency (MHz)	Reading (dBuV)	C.F (dB)	Measurement (dBuV/m)	Margin (dB)	Limit (dBuV/m)	Remark (QP/PK/AV)
1		7528.000	37.69	11.76	49.45	-24.55	74.00	Peak
2		8259.000	36.31	12.49	48.80	-25.20	74.00	Peak
3		8514.000	37.49	12.49	49.98	-18.22	68.20	Peak
4	*	10418.000	35.13	16.79	51.92	-16.28	68.20	Peak

Note:

1. " *", means this data is the worst emission level.
2. C.F (Correction Factor) = Antenna Factor (dB)+ Cable Loss (dB)– Preamplifier(dB).
3. Measurement(dBuV/m) = Reading(dBuV) + C.F (Correction Factor).
4.The emission levels of other frequencies are very lower than the limit and not show in test report.

EUT	AC750 Wi-Fi Range Extender	Date of Test	2020-12-16
Factor	BBHA 9120D (1GHz~18GHz)	Temp. / Humidity	25.8°C/35.5%
Polarity	Horizontal	Site / Test Engineer	AC1 / Jay Chou
Test Mode	Transmit by 802.11a at Channel 5785MHz	Test Voltage	120V/60Hz

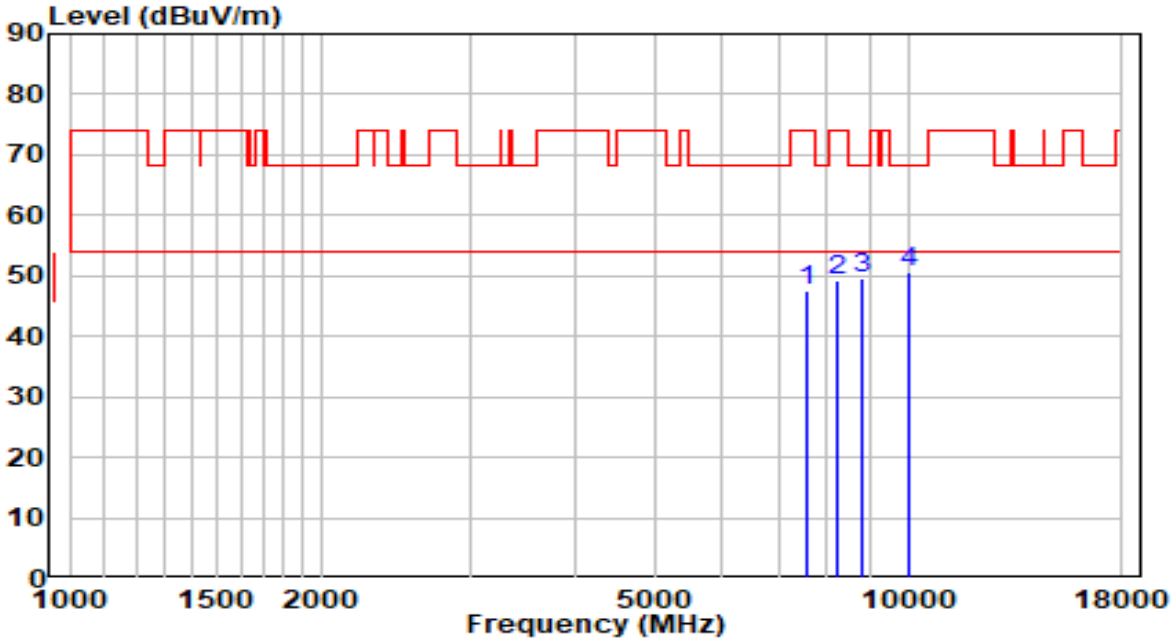

No		Frequency (MHz)	Reading (dBuV)	C.F (dB)	Measurement (dBuV/m)	Margin (dB)	Limit (dBuV/m)	Remark (QP/PK/AV)
1		7579.000	35.78	11.84	47.62	-26.38	74.00	Peak
2		8225.000	36.62	12.50	49.12	-24.88	74.00	Peak
3		8820.000	36.45	13.24	49.69	-18.51	68.20	Peak
4	*	10027.000	35.20	15.45	50.65	-17.55	68.20	Peak

Note:

1. " *", means this data is the worst emission level.
2. C.F (Correction Factor) = Antenna Factor (dB)+ Cable Loss (dB)– Preamplifier(dB).
3. Measurement(dBuV/m) = Reading(dBuV) + C.F (Correction Factor).
4.The emission levels of other frequencies are very lower than the limit and not show in test report.

EUT	AC750 Wi-Fi Range Extender	Date of Test	2020-12-16
Factor	BBHA 9120D (1GHz~18GHz)	Temp. / Humidity	25.8°C/35.5%
Polarity	Vertical	Site / Test Engineer	AC1 / Jay Chou
Test Mode	Transmit by 802.11a at Channel 5785MHz	Test Voltage	120V/60Hz

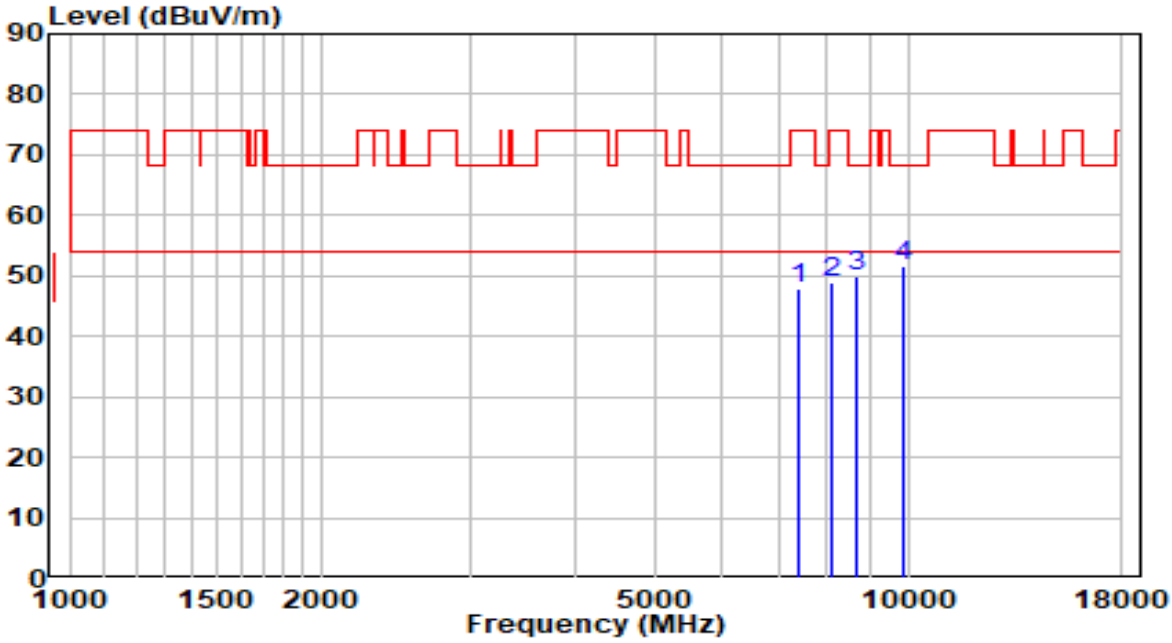

No		Frequency (MHz)	Reading (dBuV)	C.F (dB)	Measurement (dBuV/m)	Margin (dB)	Limit (dBuV/m)	Remark (QP/PK/AV)
1		7426.000	36.21	11.51	47.72	-26.28	74.00	Peak
2		8123.000	36.43	12.51	48.95	-25.05	74.00	Peak
3		8667.000	37.10	12.86	49.97	-18.23	68.20	Peak
4	*	9891.000	36.40	15.16	51.56	-16.64	68.20	Peak

Note:

1. " *", means this data is the worst emission level.
2. C.F (Correction Factor) = Antenna Factor (dB)+ Cable Loss (dB)– Preamplifier(dB).
3. Measurement(dBuV/m) = Reading(dBuV) + C.F (Correction Factor).
4.The emission levels of other frequencies are very lower than the limit and not show in test report.

EUT	AC750 Wi-Fi Range Extender	Date of Test	2020-12-16
Factor	BBHA 9120D (1GHz~18GHz)	Temp. / Humidity	25.8°C/35.5%
Polarity	Horizontal	Site / Test Engineer	AC1 / Jay Chou
Test Mode	Transmit by 802.11a at Channel 5825MHz	Test Voltage	120V/60Hz

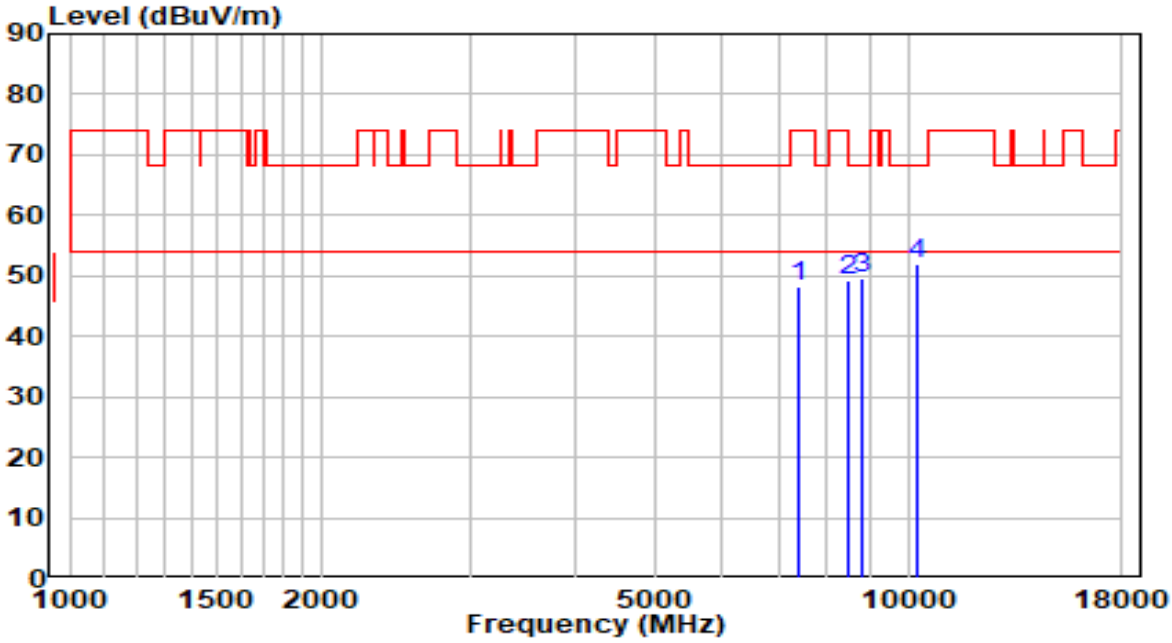

No		Frequency (MHz)	Reading (dBuV)	C.F (dB)	Measurement (dBuV/m)	Margin (dB)	Limit (dBuV/m)	Remark (QP/PK/AV)
1		7426.000	36.88	11.51	48.38	-25.62	74.00	Peak
2		8480.000	36.63	12.46	49.08	-24.92	74.00	Peak
3		8820.000	36.37	13.24	49.61	-18.59	68.20	Peak
4	*	10248.000	35.75	16.21	51.95	-16.25	68.20	Peak

Note:

1. " *", means this data is the worst emission level.
2. C.F (Correction Factor) = Antenna Factor (dB)+ Cable Loss (dB)– Preamplifier(dB).
3. Measurement(dBuV/m) = Reading(dBuV) + C.F (Correction Factor).
4.The emission levels of other frequencies are very lower than the limit and not show in test report.

EUT	AC750 Wi-Fi Range Extender	Date of Test	2020-12-16
Factor	BBHA 9120D (1GHz~18GHz)	Temp. / Humidity	25.8°C/35.5%
Polarity	Vertical	Site / Test Engineer	AC1 / Jay Chou
Test Mode	Transmit by 802.11a at Channel 5825MHz	Test Voltage	120V/60Hz

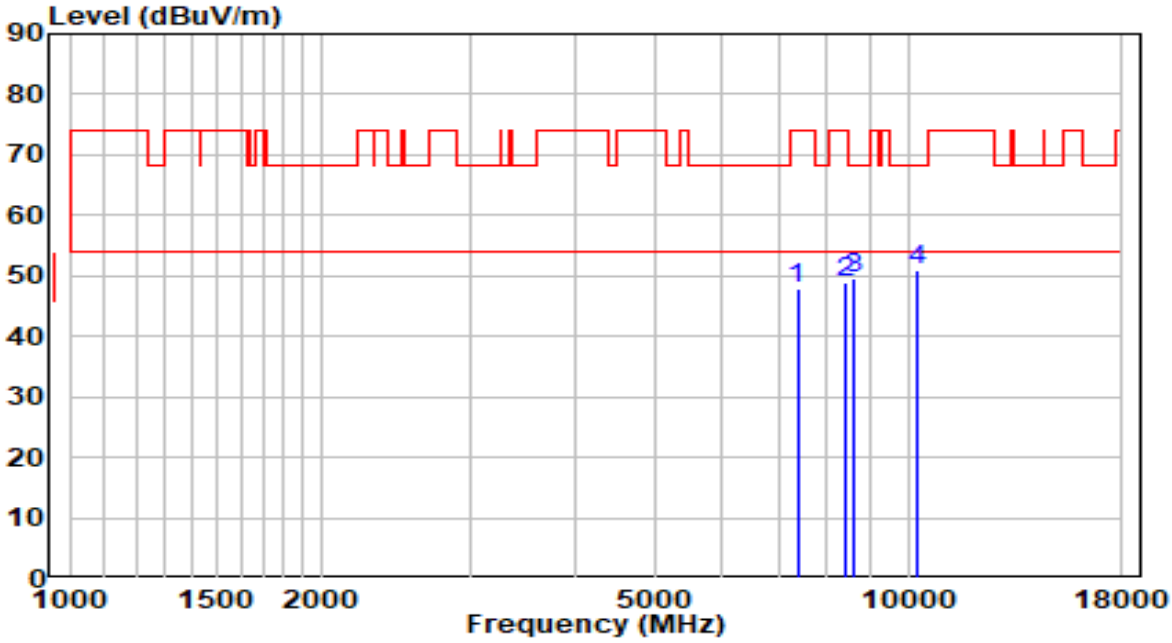

No		Frequency (MHz)	Reading (dBuV)	C.F (dB)	Measurement (dBuV/m)	Margin (dB)	Limit (dBuV/m)	Remark (QP/PK/AV)
1		7375.000	36.57	11.36	47.93	-26.07	74.00	Peak
2		8446.000	36.37	12.46	48.84	-25.16	74.00	Peak
3		8616.000	36.93	12.74	49.67	-18.53	68.20	Peak
4	*	10248.000	34.59	16.21	50.80	-17.40	68.20	Peak

Note:

1. " *", means this data is the worst emission level.
2. C.F (Correction Factor) = Antenna Factor (dB)+ Cable Loss (dB)– Preamplifier(dB).
3. Measurement(dBuV/m) = Reading(dBuV) + C.F (Correction Factor).
4.The emission levels of other frequencies are very lower than the limit and not show in test report.

EUT	AC750 Wi-Fi Range Extender	Date of Test	2020-12-16
Factor	BBHA 9120D (1GHz~18GHz)	Temp. / Humidity	25.8°C/35.5%
Polarity	Horizontal	Site / Test Engineer	AC1 / Jay Chou
Test Mode	Transmit by 802.11ac-VHT20 at Channel 5180MHz	Test Voltage	120V/60Hz

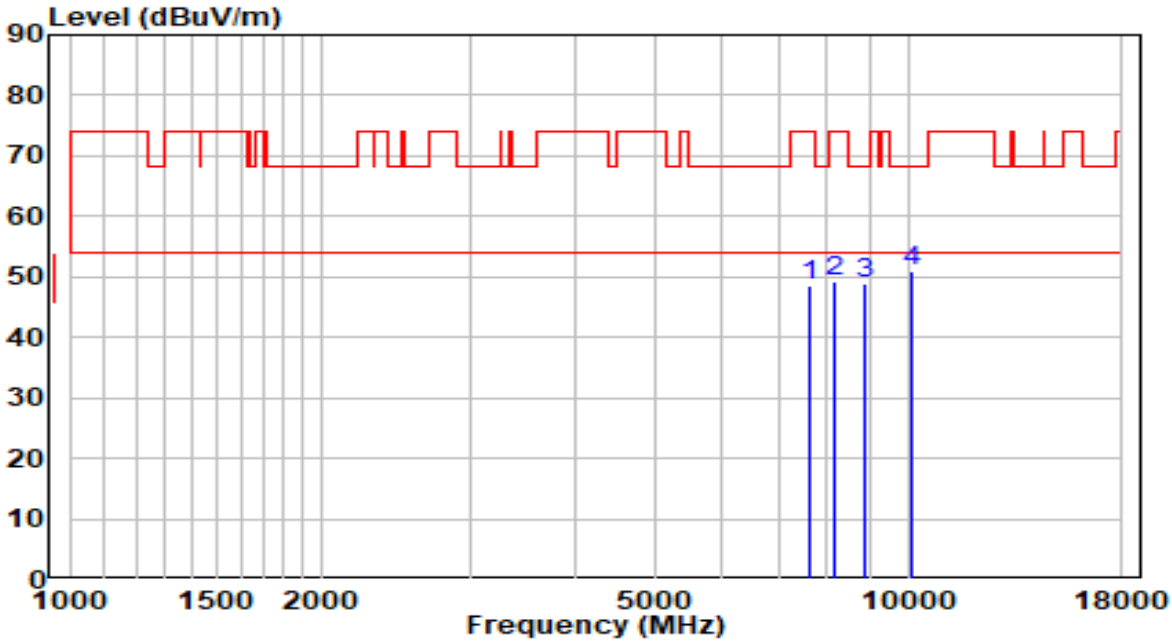

No		Frequency (MHz)	Reading (dBuV)	C.F (dB)	Measurement (dBuV/m)	Margin (dB)	Limit (dBuV/m)	Remark (QP/PK/AV)
1		7613.000	36.80	11.90	48.70	-25.30	74.00	Peak
2		8157.000	36.80	12.51	49.31	-24.69	74.00	Peak
3		8871.000	35.68	13.36	49.04	-19.16	68.20	Peak
4	*	10129.000	35.24	15.80	51.04	-17.16	68.20	Peak

Note:

1. " *", means this data is the worst emission level.
2. C.F (Correction Factor) = Antenna Factor (dB)+ Cable Loss (dB)– Preamplifier(dB).
3. Measurement(dBuV/m) = Reading(dBuV) + C.F (Correction Factor).
4.The emission levels of other frequencies are very lower than the limit and not show in test report.

EUT	AC750 Wi-Fi Range Extender	Date of Test	2020-12-16
Factor	BBHA 9120D (1GHz~18GHz)	Temp. / Humidity	25.8°C/35.5%
Polarity	Vertical	Site / Test Engineer	AC1 / Jay Chou
Test Mode	Transmit by 802.11ac-VHT20 at Channel 5180MHz	Test Voltage	120V/60Hz

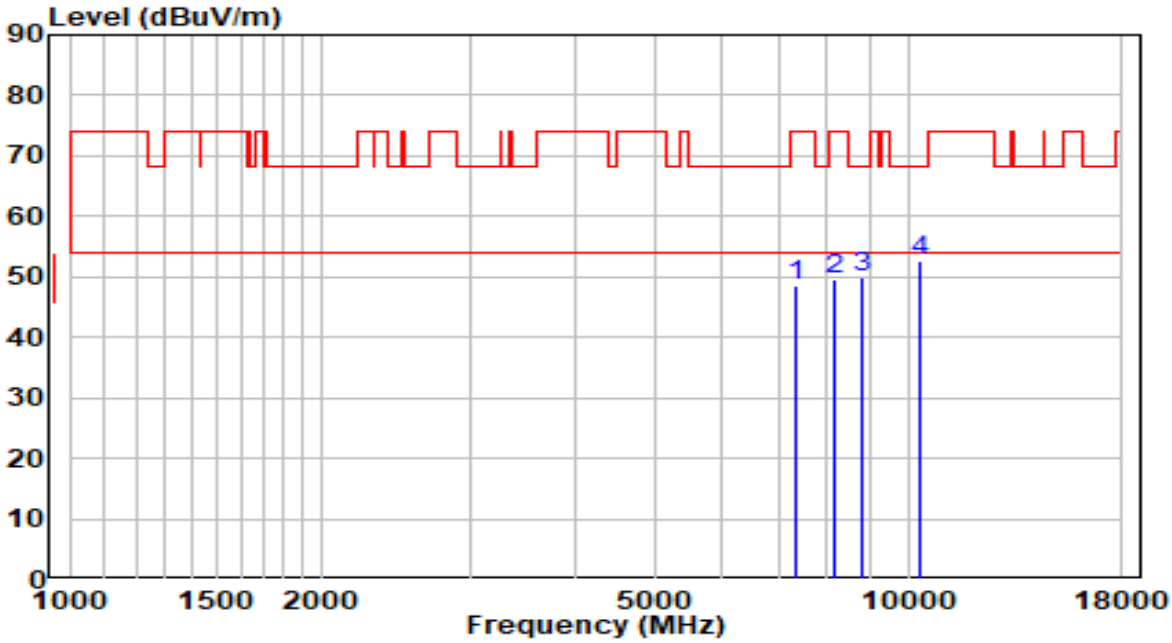

No		Frequency (MHz)	Reading (dBuV)	C.F (dB)	Measurement (dBuV/m)	Margin (dB)	Limit (dBuV/m)	Remark (QP/PK/AV)
1		7358.000	37.14	11.31	48.46	-25.54	74.00	Peak
2		8191.000	36.94	12.50	49.44	-24.56	74.00	Peak
3		8820.000	36.60	13.24	49.84	-18.36	68.20	Peak
4	*	10367.000	35.90	16.62	52.52	-15.68	68.20	Peak

Note:

1. " *", means this data is the worst emission level.
2. C.F (Correction Factor) = Antenna Factor (dB)+ Cable Loss (dB)– Preamplifier(dB).
3. Measurement(dBuV/m) = Reading(dBuV) + C.F (Correction Factor).
4.The emission levels of other frequencies are very lower than the limit and not show in test report.

EUT	AC750 Wi-Fi Range Extender	Date of Test	2020-12-16
Factor	BBHA 9120D (1GHz~18GHz)	Temp. / Humidity	25.8°C/35.5%
Polarity	Horizontal	Site / Test Engineer	AC1 / Jay Chou
Test Mode	Transmit by 802.11ac-VHT20 at Channel 5220MHz	Test Voltage	120V/60Hz

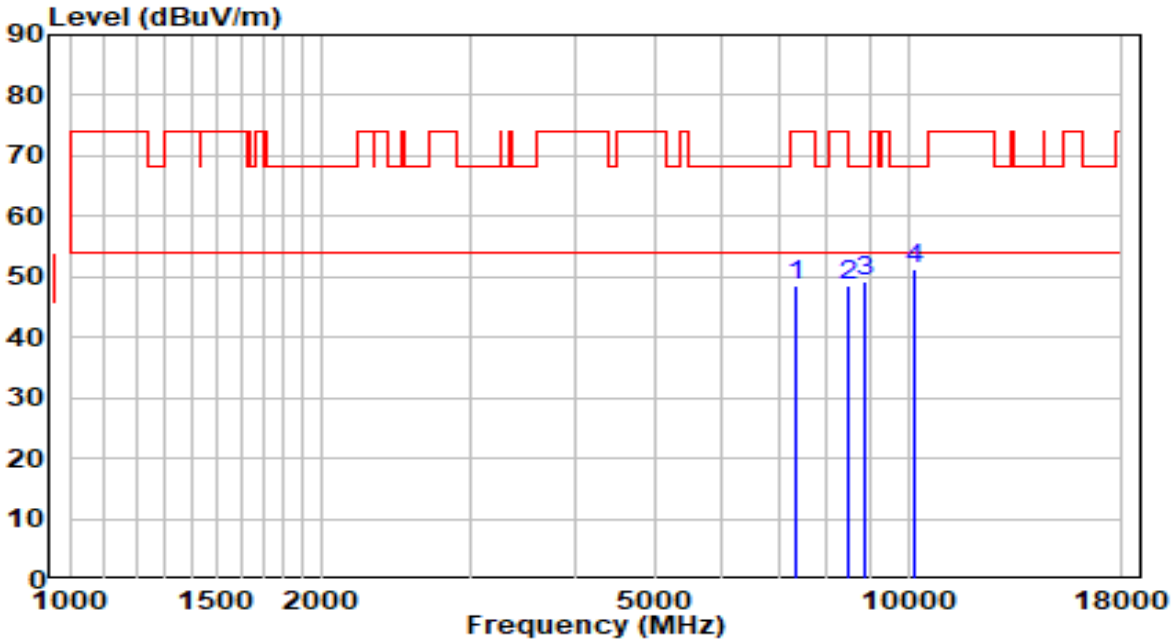

No		Frequency (MHz)	Reading (dBuV)	C.F (dB)	Measurement (dBuV/m)	Margin (dB)	Limit (dBuV/m)	Remark (QP/PK/AV)
1		7324.000	37.22	11.22	48.44	-25.56	74.00	Peak
2		8463.000	35.95	12.46	48.41	-25.59	74.00	Peak
3		8854.000	36.07	13.32	49.40	-18.80	68.20	Peak
4	*	10197.000	35.31	16.03	51.34	-16.86	68.20	Peak

Note:

1. " *", means this data is the worst emission level.
2. C.F (Correction Factor) = Antenna Factor (dB)+ Cable Loss (dB)– Preamplifier(dB).
3. Measurement(dBuV/m) = Reading(dBuV) + C.F (Correction Factor).
4.The emission levels of other frequencies are very lower than the limit and not show in test report.

EUT	AC750 Wi-Fi Range Extender	Date of Test	2020-12-16
Factor	BBHA 9120D (1GHz~18GHz)	Temp. / Humidity	25.8°C/35.5%
Polarity	Vertical	Site / Test Engineer	AC1 / Jay Chou
Test Mode	Transmit by 802.11ac-VHT20 at Channel 5220MHz	Test Voltage	120V/60Hz

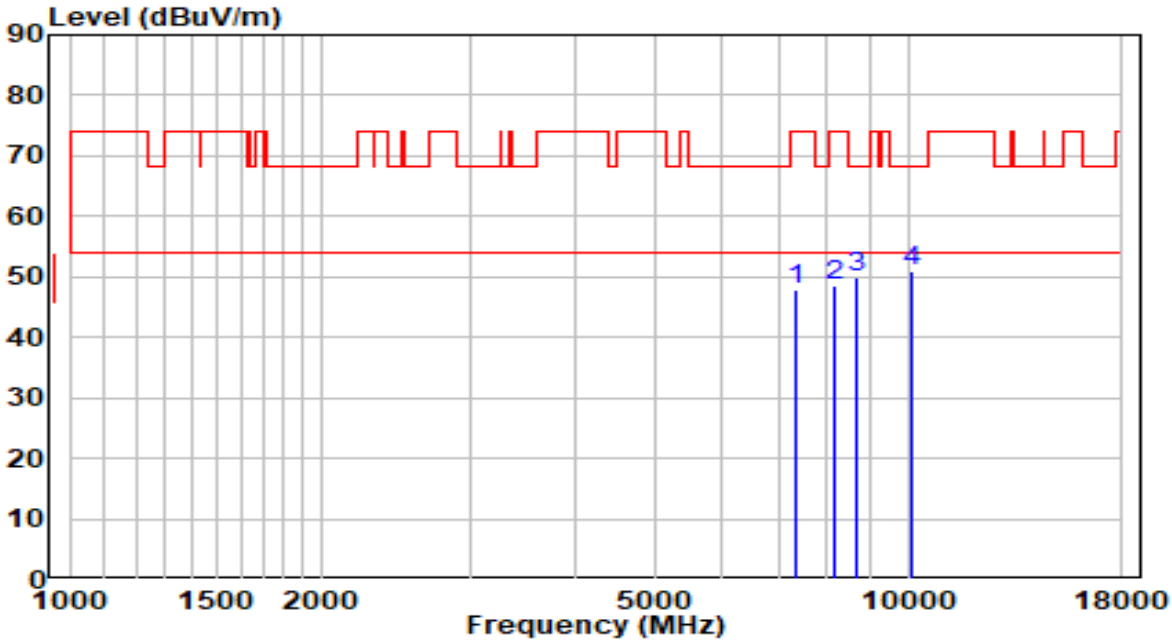

No		Frequency (MHz)	Reading (dBuV)	C.F (dB)	Measurement (dBuV/m)	Margin (dB)	Limit (dBuV/m)	Remark (QP/PK/AV)
1		7341.000	36.58	11.27	47.85	-26.15	74.00	Peak
2		8140.000	35.91	12.51	48.42	-25.58	74.00	Peak
3		8650.000	37.05	12.82	49.88	-18.32	68.20	Peak
4	*	10112.000	35.07	15.74	50.81	-17.39	68.20	Peak

Note:

1. " *", means this data is the worst emission level.
2. C.F (Correction Factor) = Antenna Factor (dB)+ Cable Loss (dB)– Preamplifier(dB).
3. Measurement(dBuV/m) = Reading(dBuV) + C.F (Correction Factor).
4.The emission levels of other frequencies are very lower than the limit and not show in test report.

EUT	AC750 Wi-Fi Range Extender	Date of Test	2020-12-16
Factor	BBHA 9120D (1GHz~18GHz)	Temp. / Humidity	25.8°C/35.5%
Polarity	Horizontal	Site / Test Engineer	AC1 / Jay Chou
Test Mode	Transmit by 802.11ac-VHT20 at Channel 5240MHz	Test Voltage	120V/60Hz

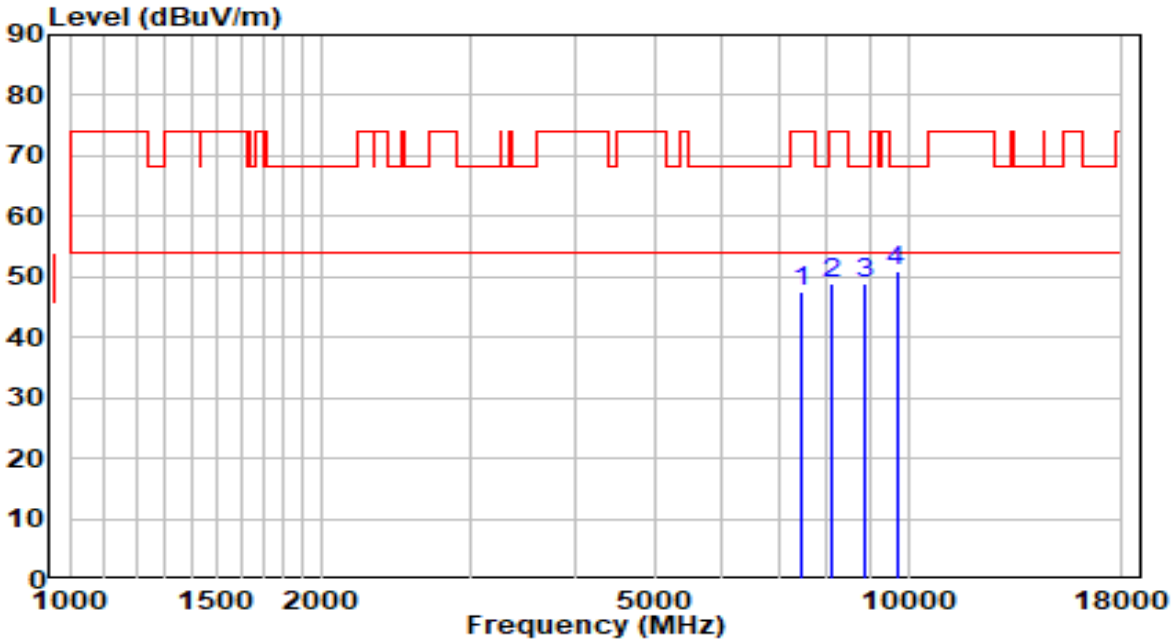

No		Frequency (MHz)	Reading (dBuV)	C.F (dB)	Measurement (dBuV/m)	Margin (dB)	Limit (dBuV/m)	Remark (QP/PK/AV)
1		7477.000	35.94	11.65	47.59	-26.41	74.00	Peak
2		8089.000	36.51	12.52	49.02	-24.98	74.00	Peak
3		8888.000	35.67	13.41	49.07	-19.13	68.20	Peak
4	*	9687.000	36.09	14.77	50.86	-17.34	68.20	Peak

Note:

1. " *", means this data is the worst emission level.
2. C.F (Correction Factor) = Antenna Factor (dB)+ Cable Loss (dB)– Preamplifier(dB).
3. Measurement(dBuV/m) = Reading(dBuV) + C.F (Correction Factor).
4.The emission levels of other frequencies are very lower than the limit and not show in test report.

EUT	AC750 Wi-Fi Range Extender	Date of Test	2020-12-16
Factor	BBHA 9120D (1GHz~18GHz)	Temp. / Humidity	25.8°C/35.5%
Polarity	Vertical	Site / Test Engineer	AC1 / Jay Chou
Test Mode	Transmit by 802.11ac-VHT20 at Channel 5240MHz	Test Voltage	120V/60Hz

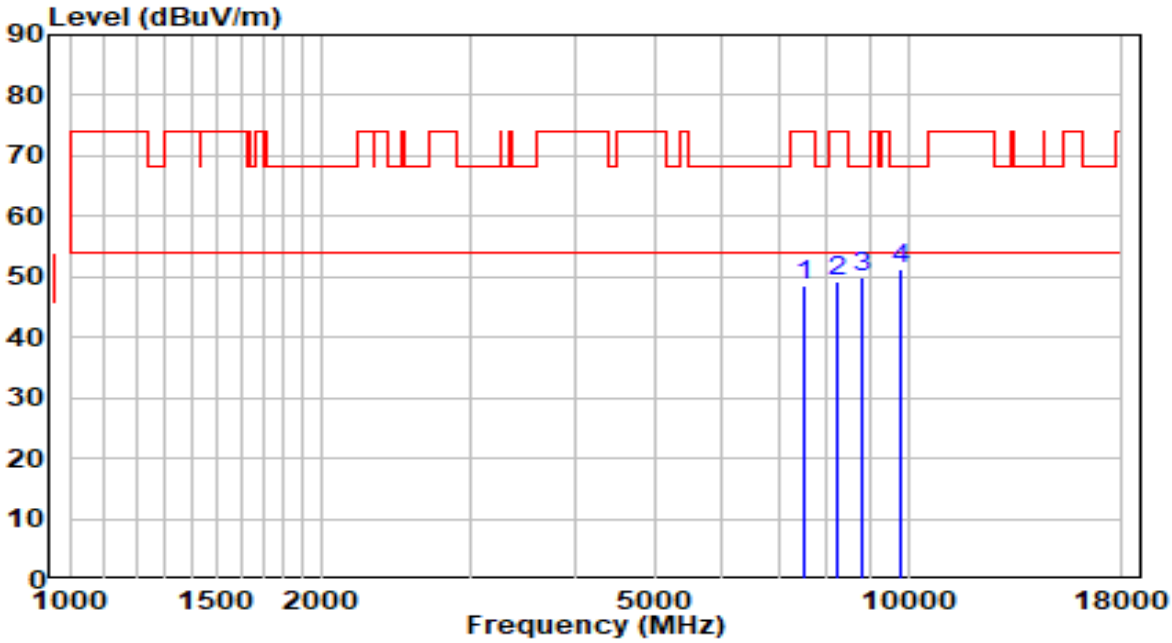

No		Frequency (MHz)	Reading (dBuV)	C.F (dB)	Measurement (dBuV/m)	Margin (dB)	Limit (dBuV/m)	Remark (QP/PK/AV)
1		7511.000	36.74	11.73	48.47	-25.53	74.00	Peak
2		8242.000	36.62	12.49	49.11	-24.89	74.00	Peak
3		8803.000	36.71	13.20	49.91	-18.29	68.20	Peak
4	*	9823.000	36.22	15.03	51.24	-16.96	68.20	Peak

Note:

1. " *", means this data is the worst emission level.
2. C.F (Correction Factor) = Antenna Factor (dB)+ Cable Loss (dB)– Preamplifier(dB).
3. Measurement(dBuV/m) = Reading(dBuV) + C.F (Correction Factor).
4.The emission levels of other frequencies are very lower than the limit and not show in test report.

EUT	AC750 Wi-Fi Range Extender	Date of Test	2020-12-16
Factor	BBHA 9120D (1GHz~18GHz)	Temp. / Humidity	25.8°C/35.5%
Polarity	Horizontal	Site / Test Engineer	AC1 / Jay Chou
Test Mode	Transmit by 802.11ac-VHT20 at Channel 5260MHz	Test Voltage	120V/60Hz

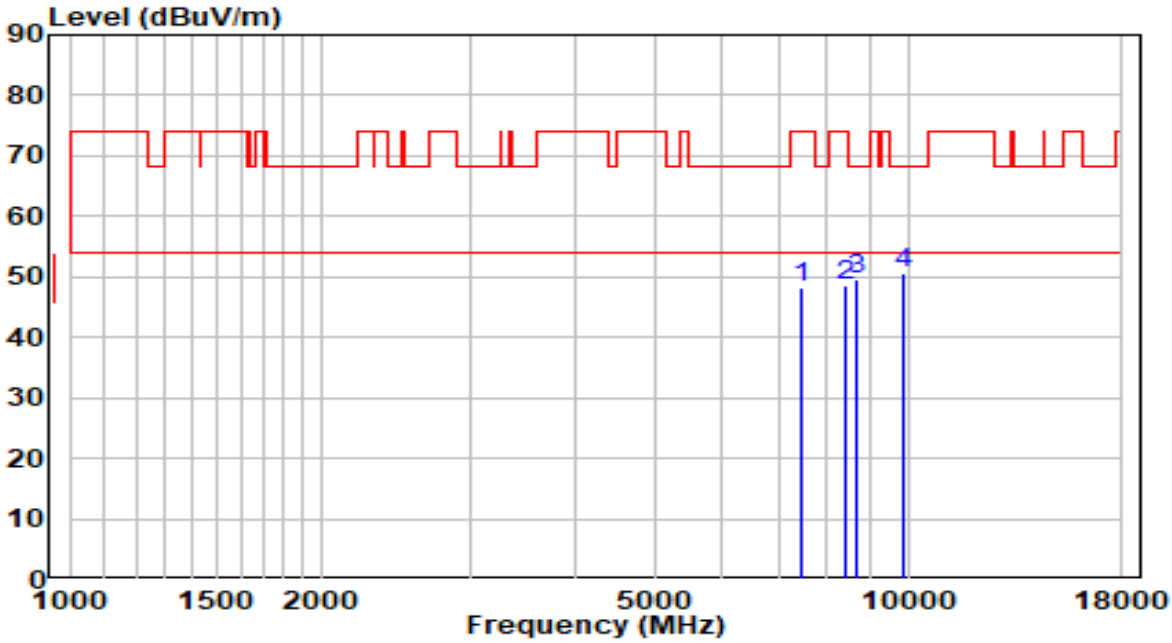

No		Frequency (MHz)	Reading (dBuV)	C.F (dB)	Measurement (dBuV/m)	Margin (dB)	Limit (dBuV/m)	Remark (QP/PK/AV)
1		7443.000	36.55	11.55	48.11	-25.89	74.00	Peak
2		8446.000	36.23	12.46	48.69	-25.31	74.00	Peak
3		8701.000	36.74	12.95	49.68	-18.52	68.20	Peak
4	*	9874.000	35.43	15.12	50.55	-17.65	68.20	Peak

Note:

1. " *", means this data is the worst emission level.
2. C.F (Correction Factor) = Antenna Factor (dB)+ Cable Loss (dB)– Preamplifier(dB).
3. Measurement(dBuV/m) = Reading(dBuV) + C.F (Correction Factor).
4.The emission levels of other frequencies are very lower than the limit and not show in test report.

EUT	AC750 Wi-Fi Range Extender	Date of Test	2020-12-16
Factor	BBHA 9120D (1GHz~18GHz)	Temp. / Humidity	25.8°C/35.5%
Polarity	Vertical	Site / Test Engineer	AC1 / Jay Chou
Test Mode	Transmit by 802.11ac-VHT20 at Channel 5260MHz	Test Voltage	120V/60Hz

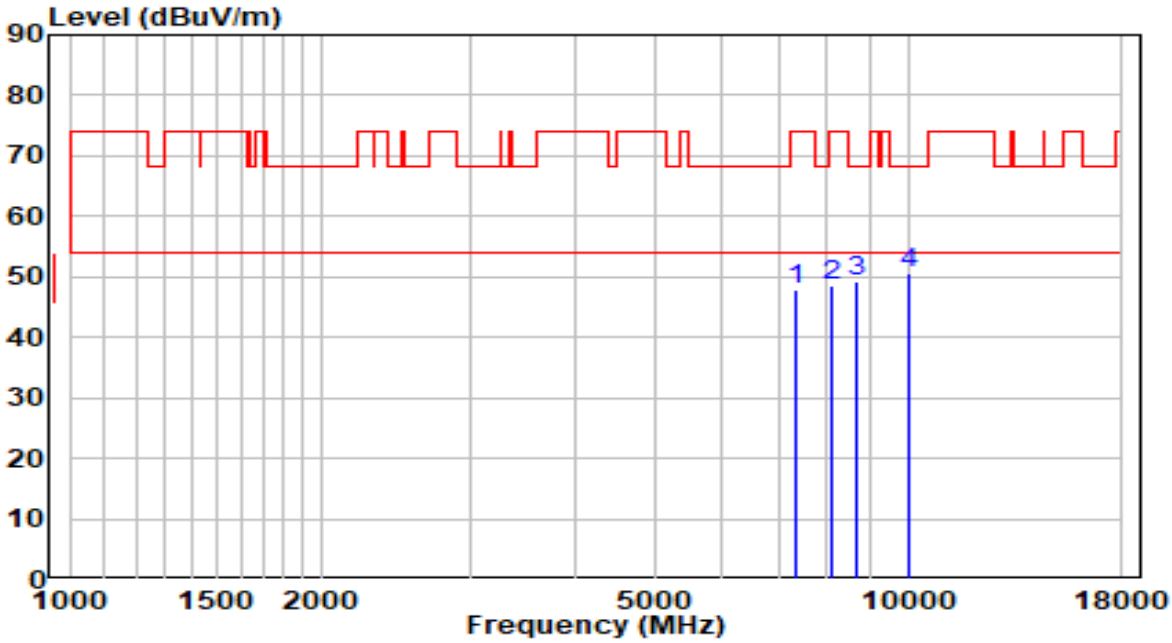

No		Frequency (MHz)	Reading (dBuV)	C.F (dB)	Measurement (dBuV/m)	Margin (dB)	Limit (dBuV/m)	Remark (QP/PK/AV)
1		7341.000	36.57	11.27	47.83	-26.17	74.00	Peak
2		8106.000	36.15	12.51	48.67	-25.33	74.00	Peak
3		8701.000	36.17	12.95	49.12	-19.08	68.20	Peak
4	*	9993.000	35.21	15.35	50.56	-17.64	68.20	Peak

Note:

1. " *", means this data is the worst emission level.
2. C.F (Correction Factor) = Antenna Factor (dB)+ Cable Loss (dB)– Preamplifier(dB).
3. Measurement(dBuV/m) = Reading(dBuV) + C.F (Correction Factor).
4.The emission levels of other frequencies are very lower than the limit and not show in test report.

EUT	AC750 Wi-Fi Range Extender	Date of Test	2020-12-16
Factor	BBHA 9120D (1GHz~18GHz)	Temp. / Humidity	25.8°C/35.5%
Polarity	Horizontal	Site / Test Engineer	AC1 / Jay Chou
Test Mode	Transmit by 802.11ac-VHT20 at Channel 5300MHz	Test Voltage	120V/60Hz

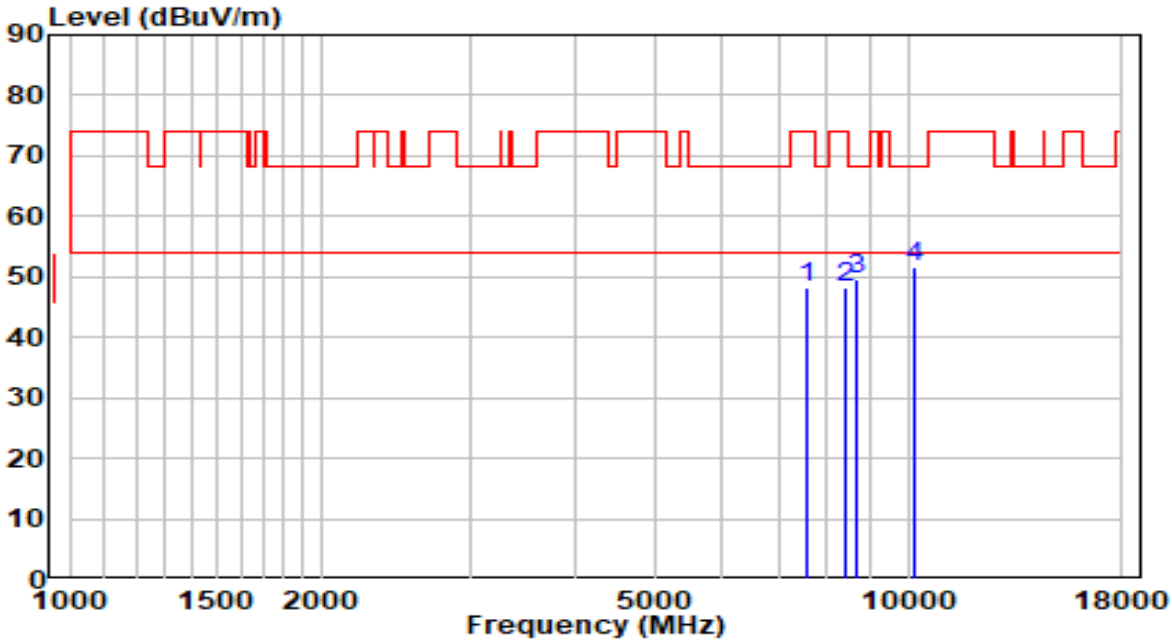

No		Frequency (MHz)	Reading (dBuV)	C.F (dB)	Measurement (dBuV/m)	Margin (dB)	Limit (dBuV/m)	Remark (QP/PK/AV)
1		7596.000	36.32	11.87	48.19	-25.81	74.00	Peak
2		8412.000	35.75	12.47	48.21	-25.79	74.00	Peak
3		8701.000	36.54	12.95	49.49	-18.71	68.20	Peak
4	*	10146.000	35.92	15.86	51.78	-16.42	68.20	Peak

Note:

1. " *", means this data is the worst emission level.
2. C.F (Correction Factor) = Antenna Factor (dB)+ Cable Loss (dB)– Preamplifier(dB).
3. Measurement(dBuV/m) = Reading(dBuV) + C.F (Correction Factor).
4.The emission levels of other frequencies are very lower than the limit and not show in test report.

EUT	AC750 Wi-Fi Range Extender	Date of Test	2020-12-16
Factor	BBHA 9120D (1GHz~18GHz)	Temp. / Humidity	25.8°C/35.5%
Polarity	Vertical	Site / Test Engineer	AC1 / Jay Chou
Test Mode	Transmit by 802.11ac-VHT20 at Channel 5300MHz	Test Voltage	120V/60Hz

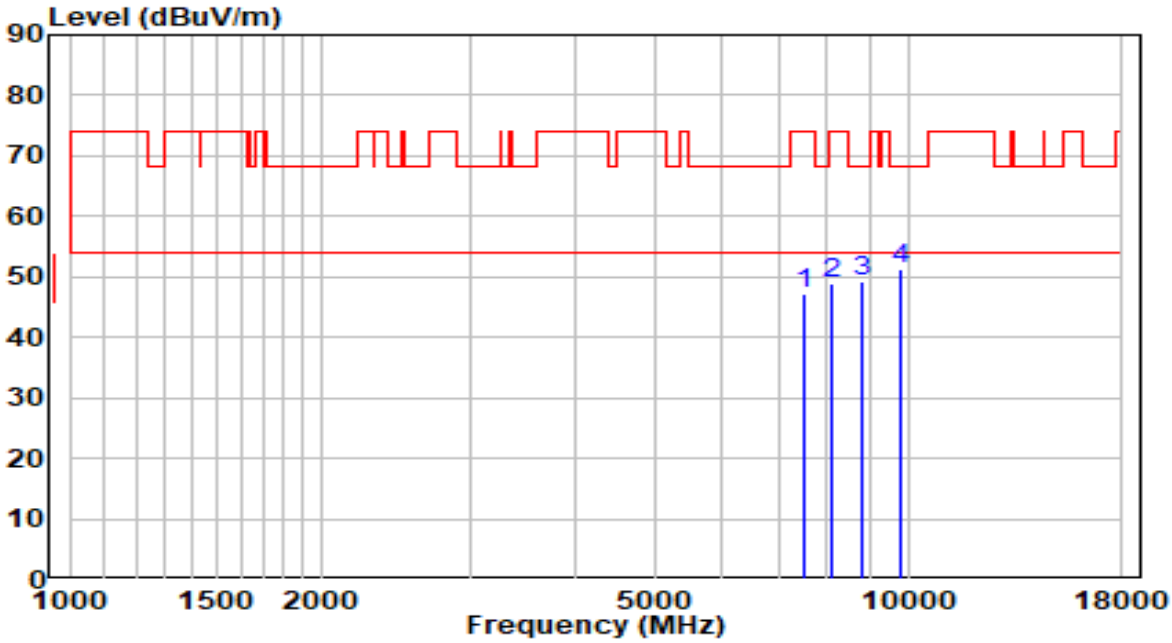

No		Frequency (MHz)	Reading (dBuV)	C.F (dB)	Measurement (dBuV/m)	Margin (dB)	Limit (dBuV/m)	Remark (QP/PK/AV)
1		7528.000	35.54	11.76	47.30	-26.70	74.00	Peak
2		8089.000	36.26	12.52	48.78	-25.22	74.00	Peak
3		8820.000	36.13	13.24	49.37	-18.83	68.20	Peak
4	*	9772.000	36.45	14.93	51.38	-16.82	68.20	Peak

Note:

1. " *", means this data is the worst emission level.
2. C.F (Correction Factor) = Antenna Factor (dB)+ Cable Loss (dB)– Preamplifier(dB).
3. Measurement(dBuV/m) = Reading(dBuV) + C.F (Correction Factor).
4.The emission levels of other frequencies are very lower than the limit and not show in test report.

EUT	AC750 Wi-Fi Range Extender	Date of Test	2020-12-16
Factor	BBHA 9120D (1GHz~18GHz)	Temp. / Humidity	25.8°C/35.5%
Polarity	Horizontal	Site / Test Engineer	AC1 / Jay Chou
Test Mode	Transmit by 802.11ac-VHT20 at Channel 5320MHz	Test Voltage	120V/60Hz

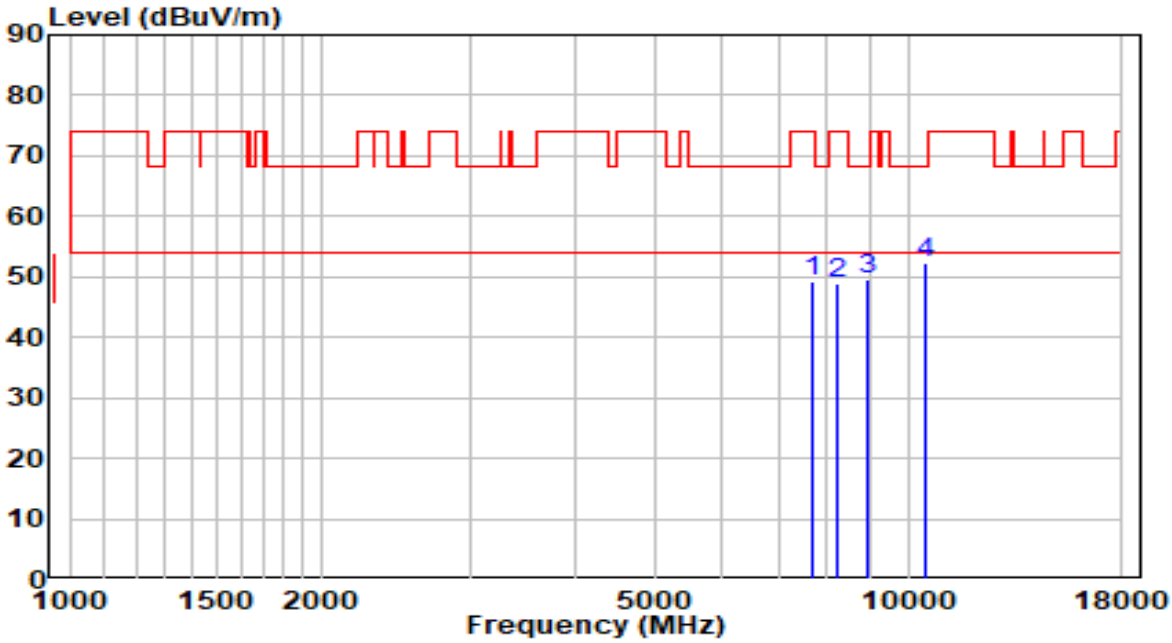

No		Frequency (MHz)	Reading (dBuV)	C.F (dB)	Measurement (dBuV/m)	Margin (dB)	Limit (dBuV/m)	Remark (QP/PK/AV)
1		7681.000	37.15	12.01	49.16	-24.84	74.00	Peak
2		8225.000	36.37	12.50	48.87	-25.13	74.00	Peak
3		8956.000	36.03	13.57	49.60	-18.60	68.20	Peak
4	*	10520.000	35.13	17.10	52.22	-15.98	68.20	Peak

Note:

1. " *", means this data is the worst emission level.
2. C.F (Correction Factor) = Antenna Factor (dB)+ Cable Loss (dB)– Preamplifier(dB).
3. Measurement(dBuV/m) = Reading(dBuV) + C.F (Correction Factor).
4.The emission levels of other frequencies are very lower than the limit and not show in test report.

EUT	AC750 Wi-Fi Range Extender	Date of Test	2020-12-16
Factor	BBHA 9120D (1GHz~18GHz)	Temp. / Humidity	25.8°C/35.5%
Polarity	Vertical	Site / Test Engineer	AC1 / Jay Chou
Test Mode	Transmit by 802.11ac-VHT20 at Channel 5320MHz	Test Voltage	120V/60Hz

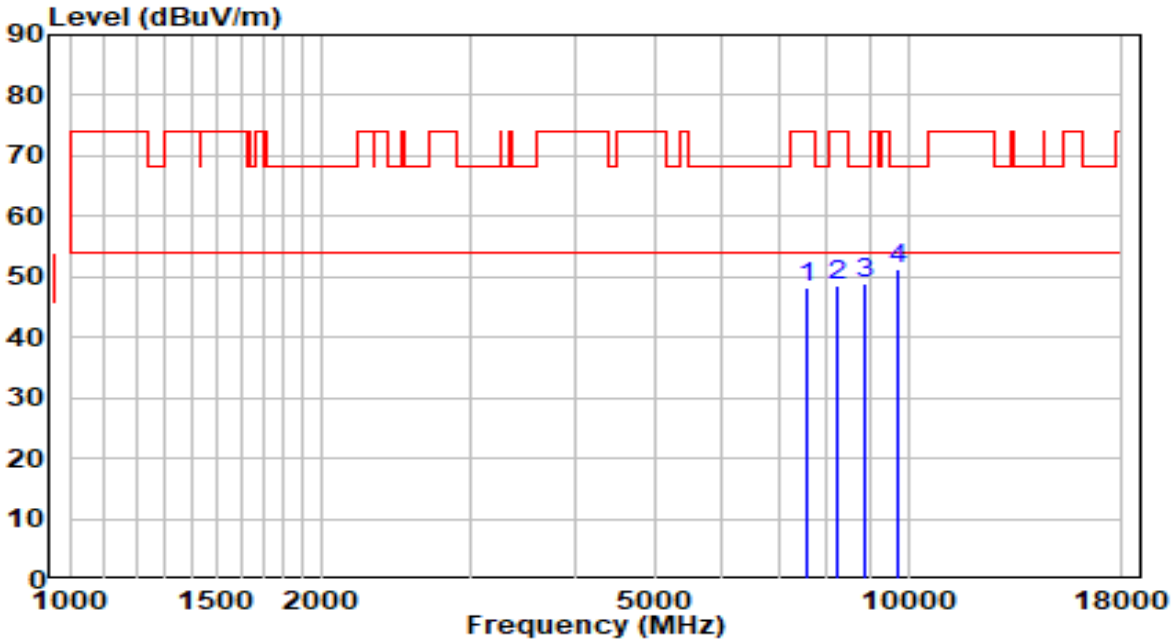

No		Frequency (MHz)	Reading (dBuV)	C.F (dB)	Measurement (dBuV/m)	Margin (dB)	Limit (dBuV/m)	Remark (QP/PK/AV)
1		7596.000	36.31	11.87	48.18	-25.82	74.00	Peak
2		8208.000	36.20	12.50	48.70	-25.30	74.00	Peak
3		8905.000	35.55	13.45	49.00	-19.20	68.20	Peak
4	*	9755.000	36.49	14.90	51.39	-16.81	68.20	Peak

Note:

1. " *", means this data is the worst emission level.
2. C.F (Correction Factor) = Antenna Factor (dB)+ Cable Loss (dB)– Preamplifier(dB).
3. Measurement(dBuV/m) = Reading(dBuV) + C.F (Correction Factor).
4.The emission levels of other frequencies are very lower than the limit and not show in test report.

EUT	AC750 Wi-Fi Range Extender	Date of Test	2020-12-16
Factor	BBHA 9120D (1GHz~18GHz)	Temp. / Humidity	25.8°C/35.5%
Polarity	Horizontal	Site / Test Engineer	AC1 / Jay Chou
Test Mode	Transmit by 802.11ac-VHT20 at Channel 5500MHz	Test Voltage	120V/60Hz

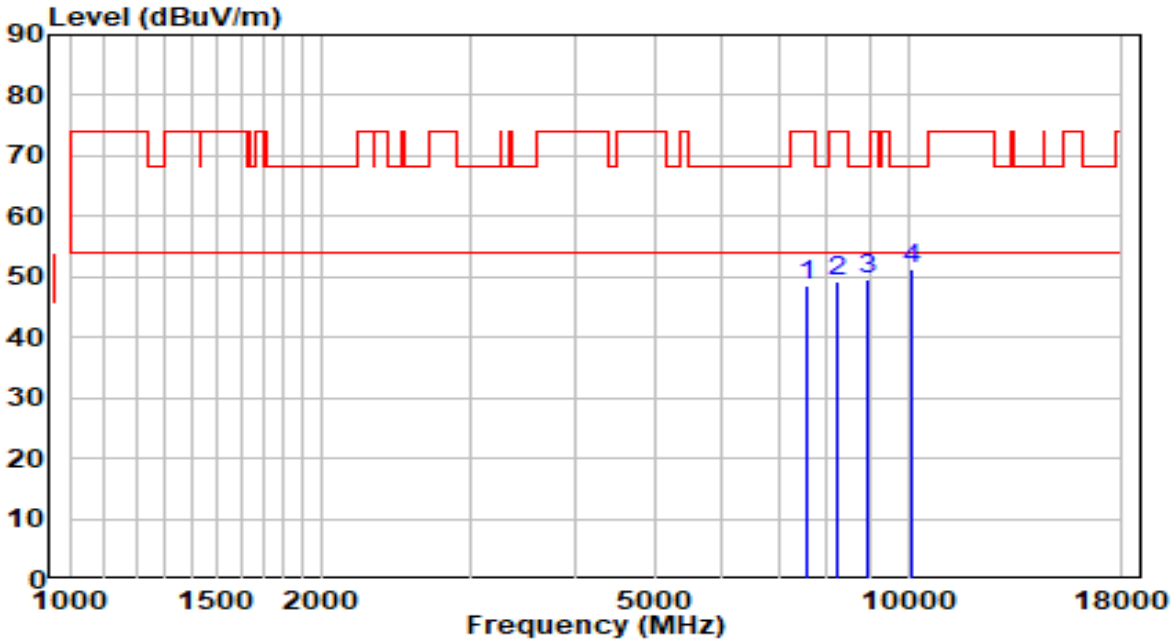

No		Frequency (MHz)	Reading (dBuV)	C.F (dB)	Measurement (dBuV/m)	Margin (dB)	Limit (dBuV/m)	Remark (QP/PK/AV)
1		7579.000	36.83	11.84	48.67	-25.33	74.00	Peak
2		8208.000	36.68	12.50	49.18	-24.82	74.00	Peak
3		8939.000	36.05	13.53	49.58	-18.62	68.20	Peak
4	*	10129.000	35.57	15.80	51.37	-16.83	68.20	Peak

Note:

1. " *", means this data is the worst emission level.
2. C.F (Correction Factor) = Antenna Factor (dB)+ Cable Loss (dB)– Preamplifier(dB).
3. Measurement(dBuV/m) = Reading(dBuV) + C.F (Correction Factor).
4.The emission levels of other frequencies are very lower than the limit and not show in test report.

EUT	AC750 Wi-Fi Range Extender	Date of Test	2020-12-16
Factor	BBHA 9120D (1GHz~18GHz)	Temp. / Humidity	25.8°C/35.5%
Polarity	Vertical	Site / Test Engineer	AC1 / Jay Chou
Test Mode	Transmit by 802.11ac-VHT20 at Channel 5500MHz	Test Voltage	120V/60Hz

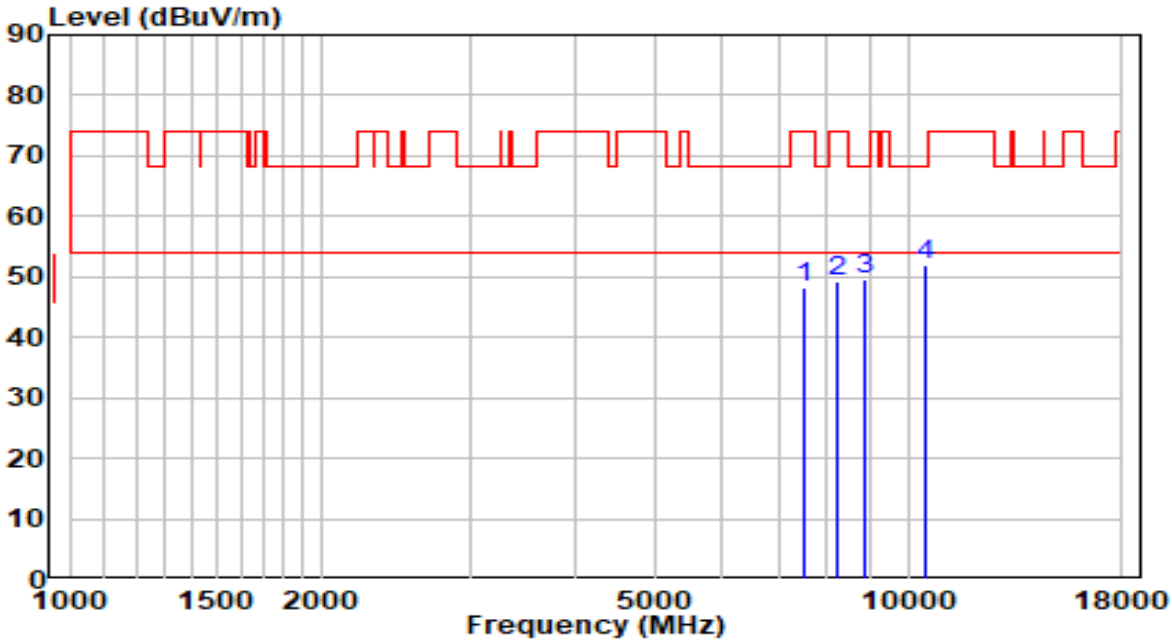

No		Frequency (MHz)	Reading (dBuV)	C.F (dB)	Measurement (dBuV/m)	Margin (dB)	Limit (dBuV/m)	Remark (QP/PK/AV)
1		7511.000	36.62	11.73	48.35	-25.65	74.00	Peak
2		8225.000	36.82	12.50	49.32	-24.68	74.00	Peak
3		8854.000	36.36	13.32	49.68	-18.52	68.20	Peak
4	*	10469.000	34.97	16.96	51.94	-16.26	68.20	Peak

Note:

1. " *", means this data is the worst emission level.
2. C.F (Correction Factor) = Antenna Factor (dB)+ Cable Loss (dB)– Preamplifier(dB).
3. Measurement(dBuV/m) = Reading(dBuV) + C.F (Correction Factor).
4.The emission levels of other frequencies are very lower than the limit and not show in test report.

EUT	AC750 Wi-Fi Range Extender	Date of Test	2020-12-16
Factor	BBHA 9120D (1GHz~18GHz)	Temp. / Humidity	25.8°C/35.5%
Polarity	Horizontal	Site / Test Engineer	AC1 / Jay Chou
Test Mode	Transmit by 802.11ac-VHT20 at Channel 5580MHz	Test Voltage	120V/60Hz

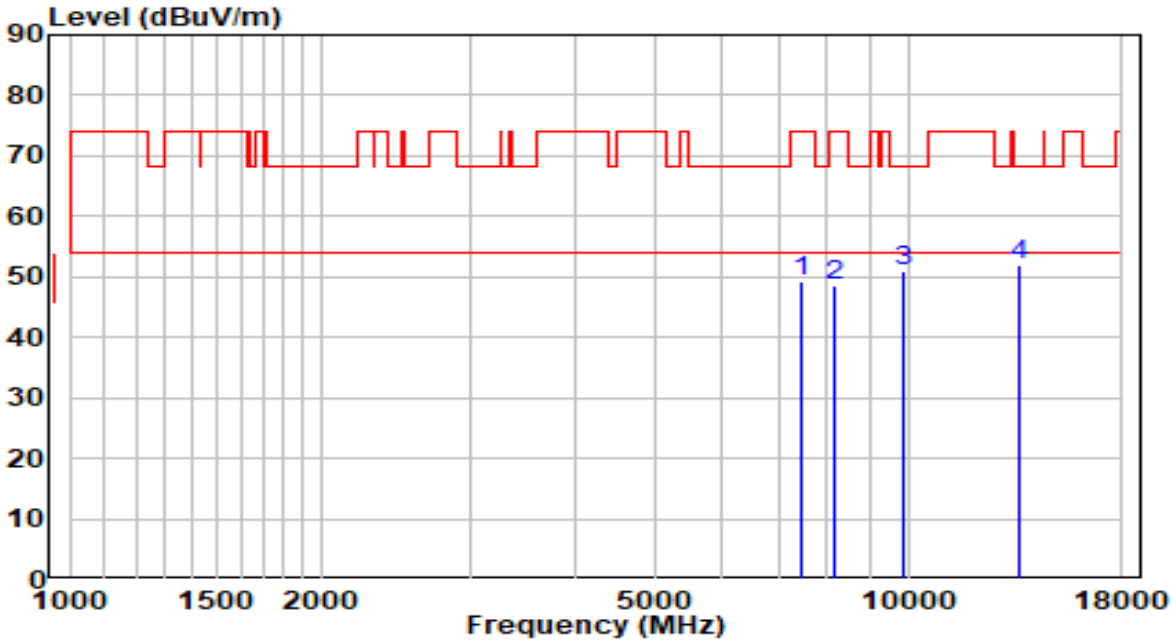

No		Frequency (MHz)	Reading (dBuV)	C.F (dB)	Measurement (dBuV/m)	Margin (dB)	Limit (dBuV/m)	Remark (QP/PK/AV)
1		7443.000	37.73	11.55	49.28	-24.72	74.00	Peak
2		8157.000	36.11	12.51	48.62	-25.38	74.00	Peak
3		9874.000	35.74	15.12	50.86	-17.34	68.20	Peak
4	*	13614.000	31.34	20.78	52.11	-16.09	68.20	Peak

Note:

1. " *", means this data is the worst emission level.
2. C.F (Correction Factor) = Antenna Factor (dB)+ Cable Loss (dB)– Preamplifier(dB).
3. Measurement(dBuV/m) = Reading(dBuV) + C.F (Correction Factor).
4.The emission levels of other frequencies are very lower than the limit and not show in test report.

EUT	AC750 Wi-Fi Range Extender	Date of Test	2020-12-16
Factor	BBHA 9120D (1GHz~18GHz)	Temp. / Humidity	25.8°C/35.5%
Polarity	Vertical	Site / Test Engineer	AC1 / Jay Chou
Test Mode	Transmit by 802.11ac-VHT20 at Channel 5580MHz	Test Voltage	120V/60Hz

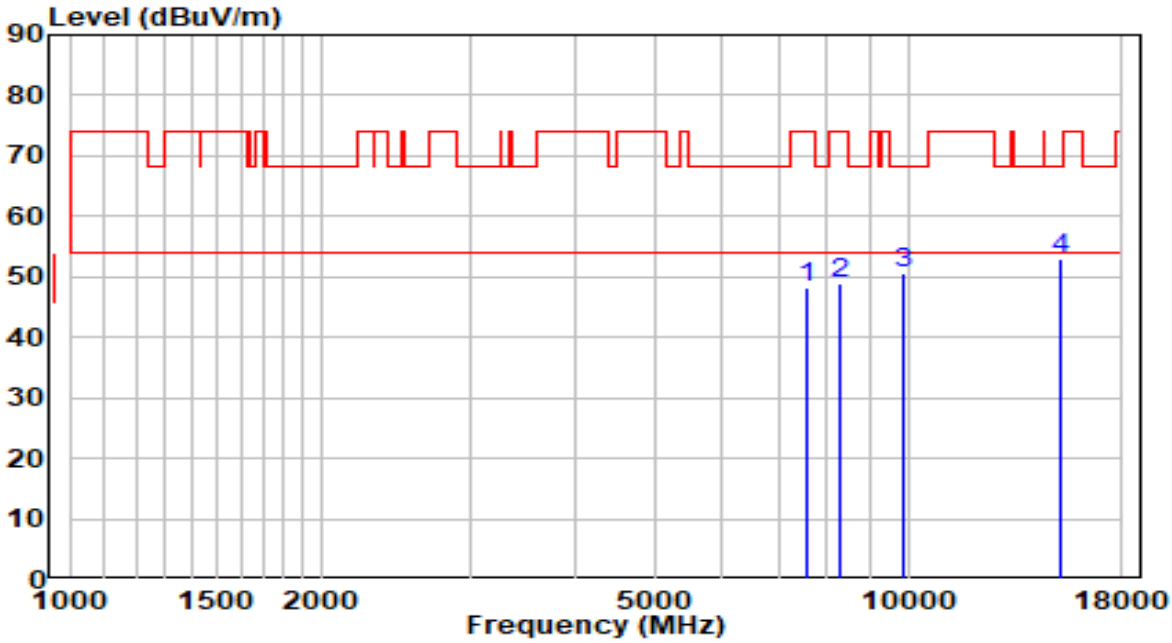

No		Frequency (MHz)	Reading (dBuV)	C.F (dB)	Measurement (dBuV/m)	Margin (dB)	Limit (dBuV/m)	Remark (QP/PK/AV)
1		7596.000	36.50	11.87	48.37	-25.63	74.00	Peak
2		8276.000	36.48	12.49	48.96	-25.04	74.00	Peak
3		9874.000	35.61	15.12	50.73	-17.47	68.20	Peak
4	*	15195.000	31.39	21.47	52.87	-15.33	68.20	Peak

Note:

1. " *", means this data is the worst emission level.
2. C.F (Correction Factor) = Antenna Factor (dB)+ Cable Loss (dB)– Preamplifier(dB).
3. Measurement(dBuV/m) = Reading(dBuV) + C.F (Correction Factor).
4.The emission levels of other frequencies are very lower than the limit and not show in test report.

EUT	AC750 Wi-Fi Range Extender	Date of Test	2020-12-16
Factor	BBHA 9120D (1GHz~18GHz)	Temp. / Humidity	25.8°C/35.5%
Polarity	Horizontal	Site / Test Engineer	AC1 / Jay Chou
Test Mode	Transmit by 802.11ac-VHT20 at Channel 5700MHz	Test Voltage	120V/60Hz

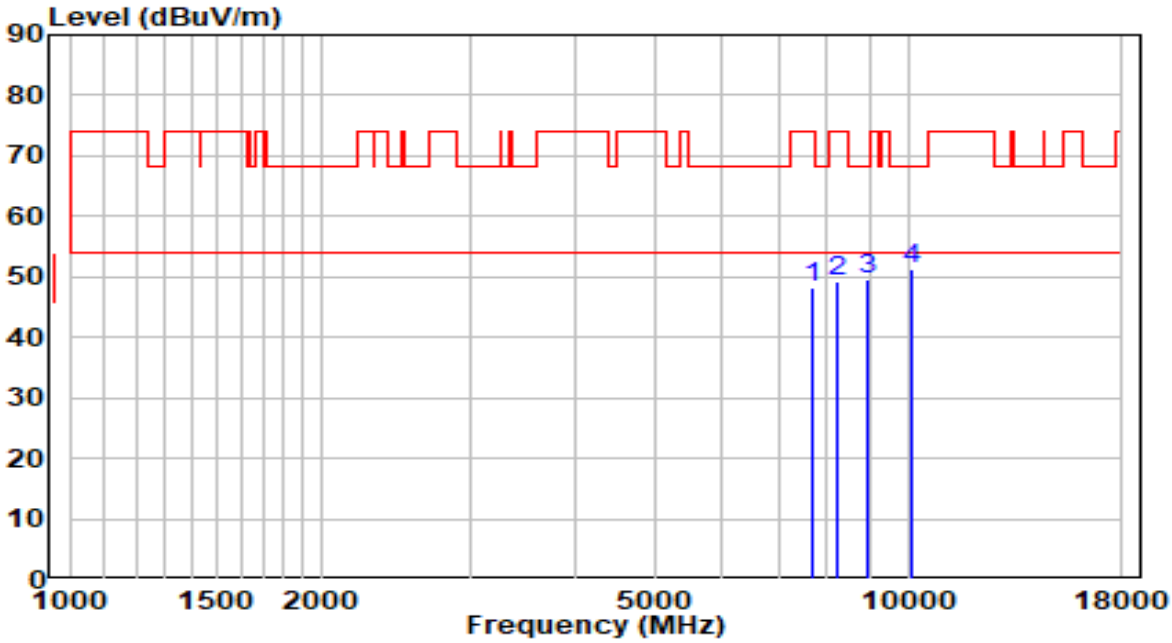

No		Frequency (MHz)	Reading (dBuV)	C.F (dB)	Measurement (dBuV/m)	Margin (dB)	Limit (dBuV/m)	Remark (QP/PK/AV)
1		7664.000	36.21	11.98	48.20	-25.81	74.00	Peak
2		8242.000	36.76	12.49	49.25	-24.75	74.00	Peak
3		8939.000	36.22	13.53	49.75	-18.45	68.20	Peak
4	*	10129.000	35.41	15.80	51.21	-16.99	68.20	Peak

Note:

1. " *", means this data is the worst emission level.
2. C.F (Correction Factor) = Antenna Factor (dB)+ Cable Loss (dB)– Preamplifier(dB).
3. Measurement(dBuV/m) = Reading(dBuV) + C.F (Correction Factor).
4.The emission levels of other frequencies are very lower than the limit and not show in test report.

EUT	AC750 Wi-Fi Range Extender	Date of Test	2020-12-16
Factor	BBHA 9120D (1GHz~18GHz)	Temp. / Humidity	25.8°C/35.5%
Polarity	Vertical	Site / Test Engineer	AC1 / Jay Chou
Test Mode	Transmit by 802.11ac-VHT20 at Channel 5700MHz	Test Voltage	120V/60Hz

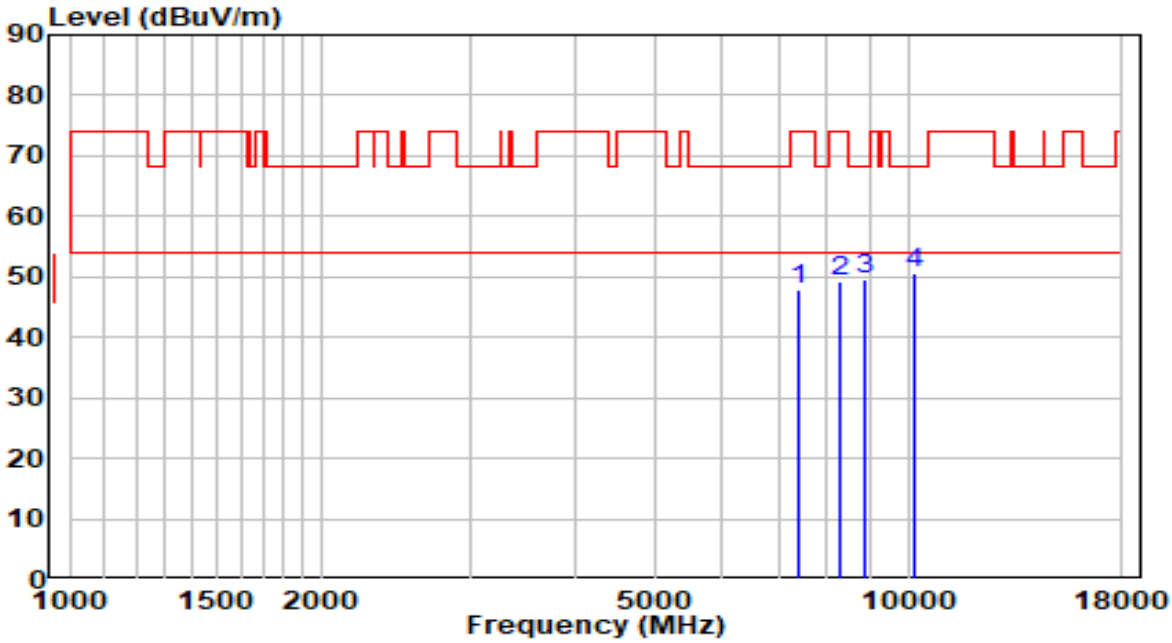

No		Frequency (MHz)	Reading (dBuV)	C.F (dB)	Measurement (dBuV/m)	Margin (dB)	Limit (dBuV/m)	Remark (QP/PK/AV)
1		7409.000	36.54	11.46	47.99	-26.01	74.00	Peak
2		8293.000	36.76	12.49	49.25	-24.75	74.00	Peak
3		8905.000	36.13	13.45	49.58	-18.62	68.20	Peak
4	*	10197.000	34.73	16.03	50.76	-17.44	68.20	Peak

Note:

1. " *", means this data is the worst emission level.
2. C.F (Correction Factor) = Antenna Factor (dB)+ Cable Loss (dB)– Preamplifier(dB).
3. Measurement(dBuV/m) = Reading(dBuV) + C.F (Correction Factor).
4.The emission levels of other frequencies are very lower than the limit and not show in test report.

EUT	AC750 Wi-Fi Range Extender	Date of Test	2020-12-16
Factor	BBHA 9120D (1GHz~18GHz)	Temp. / Humidity	25.8°C/35.5%
Polarity	Horizontal	Site / Test Engineer	AC1 / Jay Chou
Test Mode	Transmit by 802.11ac-VHT20 at Channel 5745MHz	Test Voltage	120V/60Hz

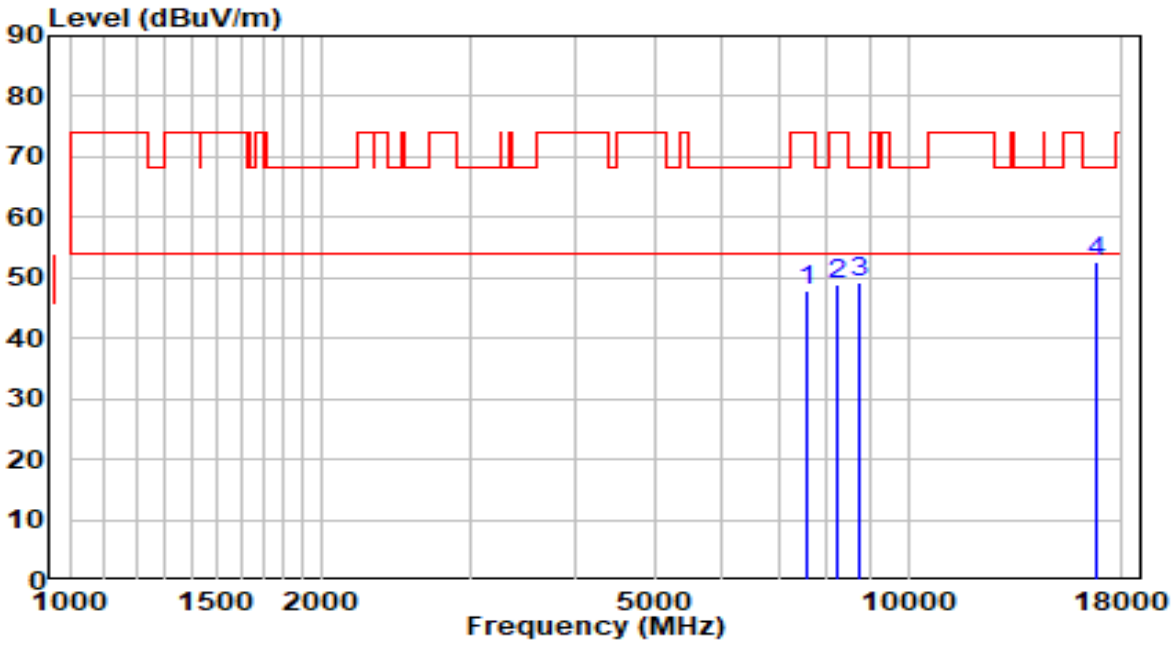

No		Frequency (MHz)	Reading (dBuV)	C.F (dB)	Measurement (dBuV/m)	Margin (dB)	Limit (dBuV/m)	Remark (QP/PK/AV)
1		7596.000	35.95	11.87	47.82	-26.18	74.00	Peak
2		8208.000	36.51	12.50	49.01	-24.99	74.00	Peak
3		8752.000	36.21	13.07	49.28	-18.92	68.20	Peak
4	*	16810.000	28.43	24.22	52.65	-15.55	68.20	Peak

Note:

1. " *", means this data is the worst emission level.
2. C.F (Correction Factor) = Antenna Factor (dB)+ Cable Loss (dB)– Preamplifier(dB).
3. Measurement(dBuV/m) = Reading(dBuV) + C.F (Correction Factor).
4.The emission levels of other frequencies are very lower than the limit and not show in test report.

EUT	AC750 Wi-Fi Range Extender	Date of Test	2020-12-16
Factor	BBHA 9120D (1GHz~18GHz)	Temp. / Humidity	25.8°C/35.5%
Polarity	Vertical	Site / Test Engineer	AC1 / Jay Chou
Test Mode	Transmit by 802.11ac-VHT20 at Channel 5745MHz	Test Voltage	120V/60Hz

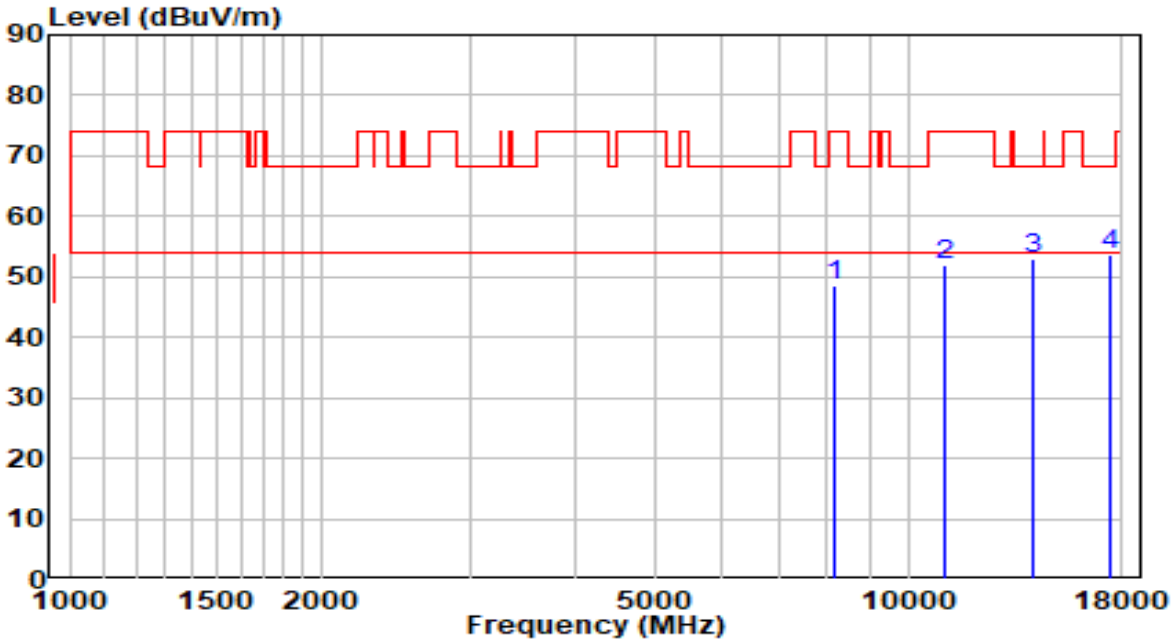

No		Frequency (MHz)	Reading (dBuV)	C.F (dB)	Measurement (dBuV/m)	Margin (dB)	Limit (dBuV/m)	Remark (QP/PK/AV)
1		8191.000	36.11	12.50	48.61	-25.39	74.00	Peak
2		11081.000	33.98	17.89	51.86	-22.14	74.00	Peak
3		14090.000	31.56	21.49	53.05	-15.15	68.20	Peak
4	*	17405.000	23.81	29.68	53.49	-14.71	68.20	Peak

Note:

1. " *", means this data is the worst emission level.
2. C.F (Correction Factor) = Antenna Factor (dB)+ Cable Loss (dB)– Preamplifier(dB).
3. Measurement(dBuV/m) = Reading(dBuV) + C.F (Correction Factor).
4.The emission levels of other frequencies are very lower than the limit and not show in test report.

EUT	AC750 Wi-Fi Range Extender	Date of Test	2020-12-16
Factor	BBHA 9120D (1GHz~18GHz)	Temp. / Humidity	25.8°C/35.5%
Polarity	Horizontal	Site / Test Engineer	AC1 / Jay Chou
Test Mode	Transmit by 802.11ac-VHT20 at Channel 5785MHz	Test Voltage	120V/60Hz

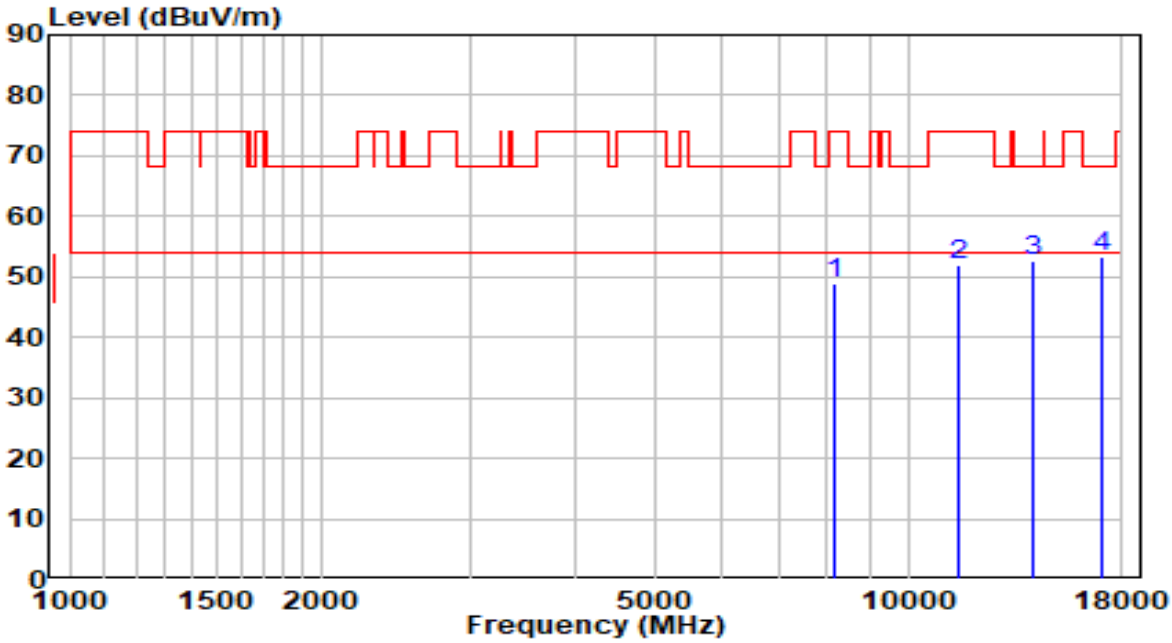

No		Frequency (MHz)	Reading (dBuV)	C.F (dB)	Measurement (dBuV/m)	Margin (dB)	Limit (dBuV/m)	Remark (QP/PK/AV)
1		8174.000	36.39	12.50	48.90	-25.10	74.00	Peak
2		11489.000	33.52	18.44	51.96	-22.04	74.00	Peak
3		14124.000	31.03	21.48	52.51	-15.69	68.20	Peak
4	*	17082.000	26.90	26.43	53.34	-14.86	68.20	Peak

Note:

1. " *", means this data is the worst emission level.
2. C.F (Correction Factor) = Antenna Factor (dB)+ Cable Loss (dB)– Preamplifier(dB).
3. Measurement(dBuV/m) = Reading(dBuV) + C.F (Correction Factor).
4.The emission levels of other frequencies are very lower than the limit and not show in test report.

EUT	AC750 Wi-Fi Range Extender	Date of Test	2020-12-16
Factor	BBHA 9120D (1GHz~18GHz)	Temp. / Humidity	25.8°C/35.5%
Polarity	Vertical	Site / Test Engineer	AC1 / Jay Chou
Test Mode	Transmit by 802.11ac-VHT20 at Channel 5785MHz	Test Voltage	120V/60Hz

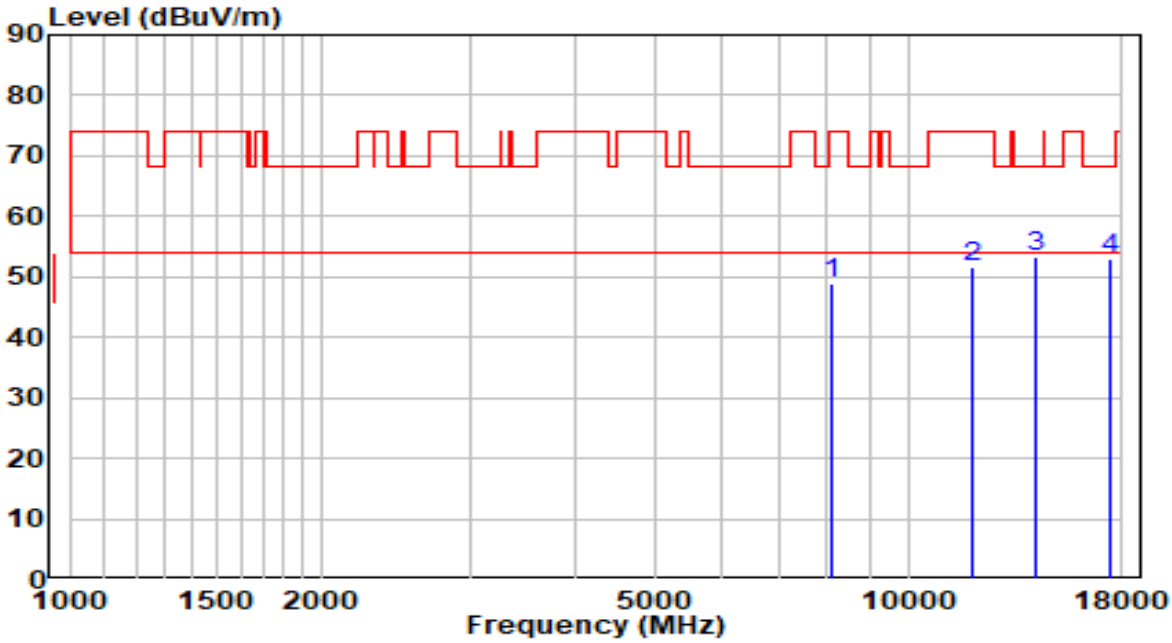

No		Frequency (MHz)	Reading (dBuV)	C.F (dB)	Measurement (dBuV/m)	Margin (dB)	Limit (dBuV/m)	Remark (QP/PK/AV)
1		8106.000	36.27	12.51	48.78	-25.22	74.00	Peak
2		11948.000	33.72	17.89	51.61	-22.39	74.00	Peak
3	*	14158.000	31.89	21.47	53.36	-14.84	68.20	Peak
4		17388.000	23.45	29.51	52.96	-15.24	68.20	Peak

Note:

1. " *", means this data is the worst emission level.
2. C.F (Correction Factor) = Antenna Factor (dB)+ Cable Loss (dB)– Preamplifier(dB).
3. Measurement(dBuV/m) = Reading(dBuV) + C.F (Correction Factor).
4.The emission levels of other frequencies are very lower than the limit and not show in test report.

EUT	AC750 Wi-Fi Range Extender	Date of Test	2020-12-16
Factor	BBHA 9120D (1GHz~18GHz)	Temp. / Humidity	25.8°C/35.5%
Polarity	Horizontal	Site / Test Engineer	AC1 / Jay Chou
Test Mode	Transmit by 802.11ac-VHT20 at Channel 5825MHz	Test Voltage	120V/60Hz

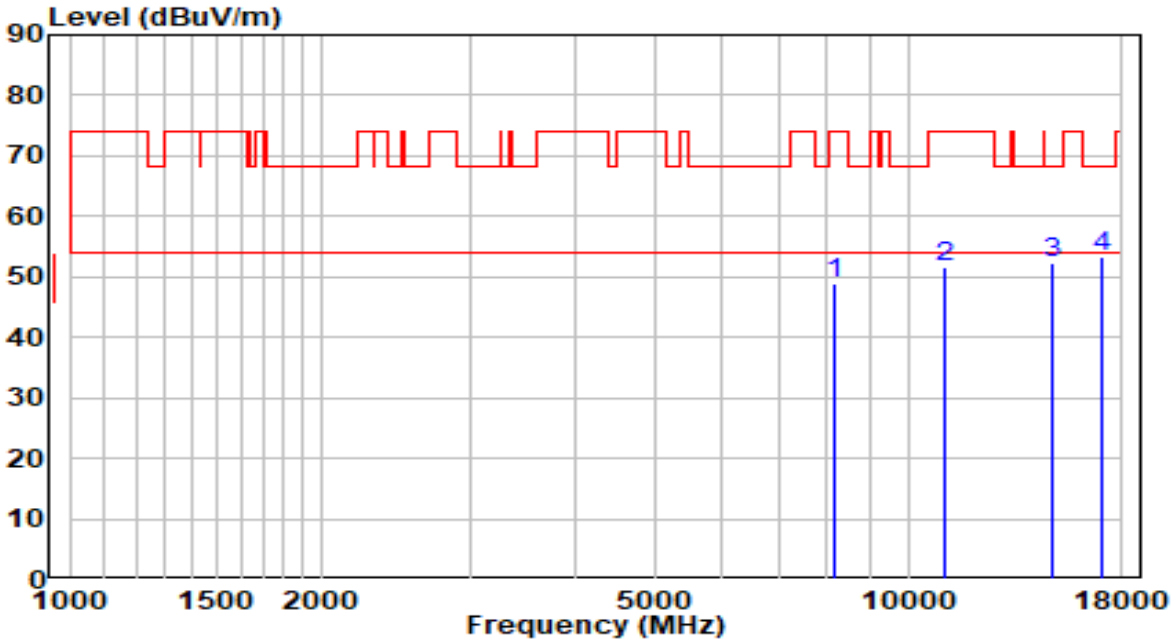

No		Frequency (MHz)	Reading (dBuV)	C.F (dB)	Measurement (dBuV/m)	Margin (dB)	Limit (dBuV/m)	Remark (QP/PK/AV)
1		8191.000	36.43	12.50	48.93	-25.07	74.00	Peak
2		11098.000	33.80	17.91	51.71	-22.29	74.00	Peak
3		14804.000	31.00	21.44	52.43	-15.77	68.20	Peak
4	*	17082.000	26.80	26.43	53.23	-14.97	68.20	Peak

Note:

1. " *", means this data is the worst emission level.
2. C.F (Correction Factor) = Antenna Factor (dB)+ Cable Loss (dB)– Preamplifier(dB).
3. Measurement(dBuV/m) = Reading(dBuV) + C.F (Correction Factor).
4.The emission levels of other frequencies are very lower than the limit and not show in test report.

EUT	AC750 Wi-Fi Range Extender	Date of Test	2020-12-16
Factor	BBHA 9120D (1GHz~18GHz)	Temp. / Humidity	25.8°C/35.5%
Polarity	Vertical	Site / Test Engineer	AC1 / Jay Chou
Test Mode	Transmit by 802.11ac-VHT20 at Channel 5825MHz	Test Voltage	120V/60Hz

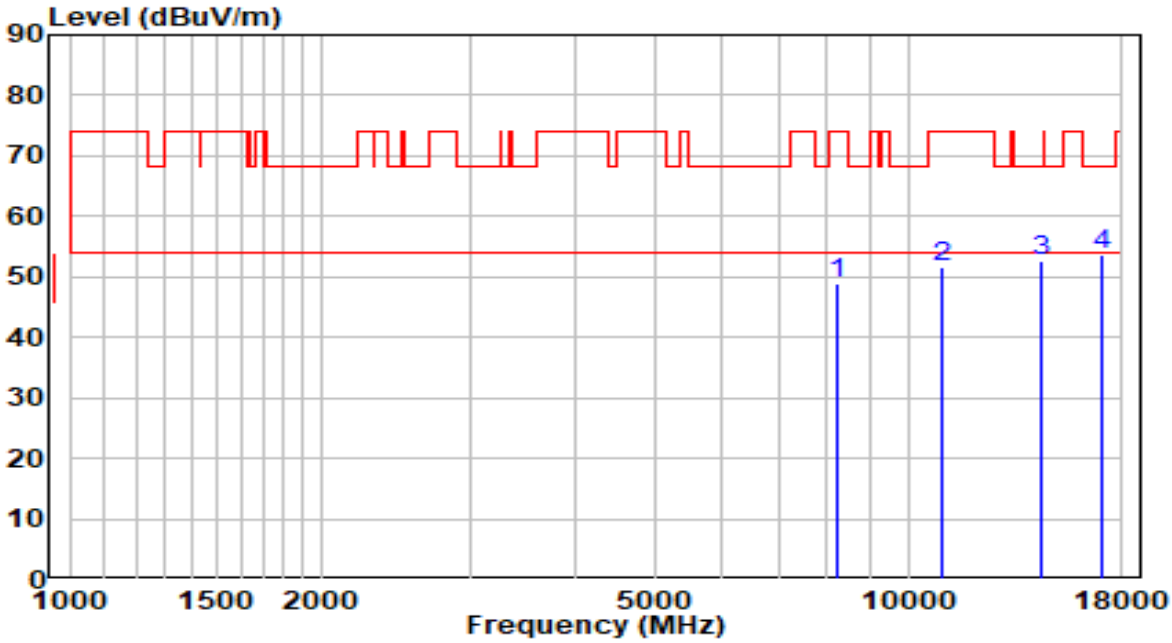

No		Frequency (MHz)	Reading (dBuV)	C.F (dB)	Measurement (dBuV/m)	Margin (dB)	Limit (dBuV/m)	Remark (QP/PK/AV)
1		8259.000	36.26	12.49	48.75	-25.25	74.00	Peak
2		10979.000	33.73	17.75	51.48	-22.52	74.00	Peak
3		14362.000	31.15	21.40	52.55	-15.65	68.20	Peak
4	*	17014.000	27.80	25.75	53.55	-14.65	68.20	Peak

Note:

1. " *", means this data is the worst emission level.
2. C.F (Correction Factor) = Antenna Factor (dB)+ Cable Loss (dB)– Preamplifier(dB).
3. Measurement(dBuV/m) = Reading(dBuV) + C.F (Correction Factor).
4.The emission levels of other frequencies are very lower than the limit and not show in test report.

EUT	AC750 Wi-Fi Range Extender	Date of Test	2020-12-16
Factor	BBHA 9120D (1GHz~18GHz)	Temp. / Humidity	25.8°C/35.5%
Polarity	Horizontal	Site / Test Engineer	AC1 / Jay Chou
Test Mode	Transmit by 802.11ac-VHT40 at Channel 5190MHz	Test Voltage	120V/60Hz

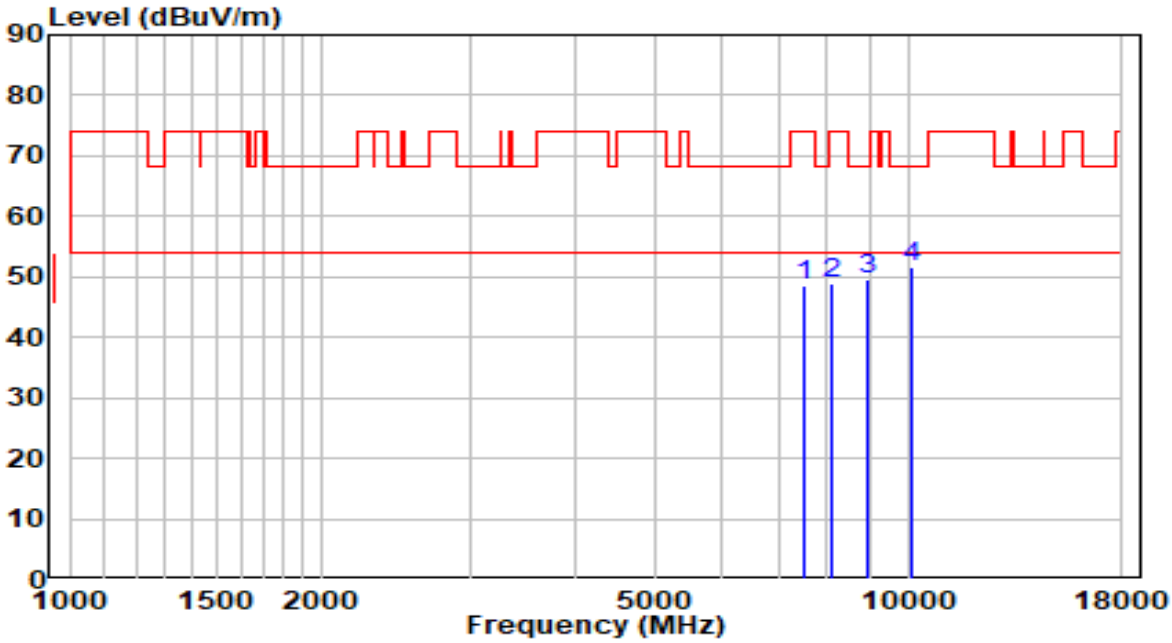

No		Frequency (MHz)	Reading (dBuV)	C.F (dB)	Measurement (dBuV/m)	Margin (dB)	Limit (dBuV/m)	Remark (QP/PK/AV)
1		7494.000	36.72	11.70	48.42	-25.58	74.00	Peak
2		8123.000	36.53	12.51	49.04	-24.96	74.00	Peak
3		8922.000	36.03	13.49	49.52	-18.68	68.20	Peak
4	*	10129.000	35.88	15.80	51.69	-16.51	68.20	Peak

Note:

1. " *", means this data is the worst emission level.
2. C.F (Correction Factor) = Antenna Factor (dB)+ Cable Loss (dB)– Preamplifier(dB).
3. Measurement(dBuV/m) = Reading(dBuV) + C.F (Correction Factor).
4.The emission levels of other frequencies are very lower than the limit and not show in test report.

EUT	AC750 Wi-Fi Range Extender	Date of Test	2020-12-16
Factor	BBHA 9120D (1GHz~18GHz)	Temp. / Humidity	25.8°C/35.5%
Polarity	Vertical	Site / Test Engineer	AC1 / Jay Chou
Test Mode	Transmit by 802.11ac-VHT40 at Channel 5190MHz	Test Voltage	120V/60Hz

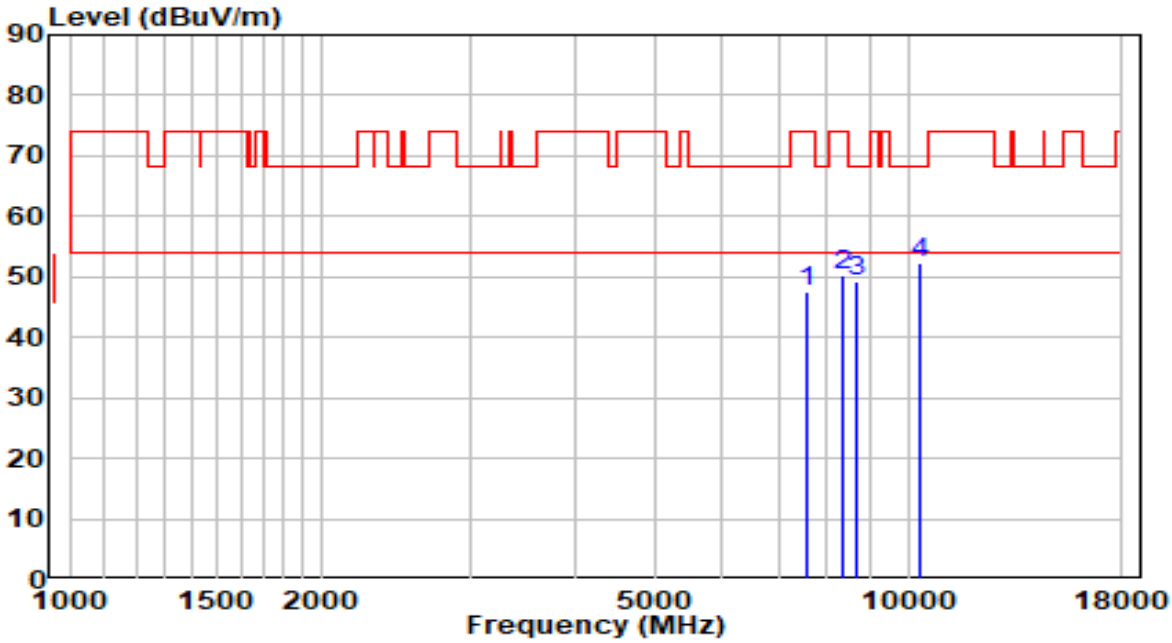

No		Frequency (MHz)	Reading (dBuV)	C.F (dB)	Measurement (dBuV/m)	Margin (dB)	Limit (dBuV/m)	Remark (QP/PK/AV)
1		7596.000	35.84	11.87	47.71	-26.29	74.00	Peak
2		8344.000	37.73	12.48	50.21	-23.79	74.00	Peak
3		8701.000	36.15	12.95	49.10	-19.10	68.20	Peak
4	*	10350.000	35.62	16.56	52.18	-16.02	68.20	Peak

Note:

1. " *", means this data is the worst emission level.
2. C.F (Correction Factor) = Antenna Factor (dB)+ Cable Loss (dB)– Preamplifier(dB).
3. Measurement(dBuV/m) = Reading(dBuV) + C.F (Correction Factor).
4.The emission levels of other frequencies are very lower than the limit and not show in test report.

EUT	AC750 Wi-Fi Range Extender	Date of Test	2020-12-16
Factor	BBHA 9120D (1GHz~18GHz)	Temp. / Humidity	25.8°C/35.5%
Polarity	Horizontal	Site / Test Engineer	AC1 / Jay Chou
Test Mode	Transmit by 802.11ac-VHT40 at Channel 5230MHz	Test Voltage	120V/60Hz

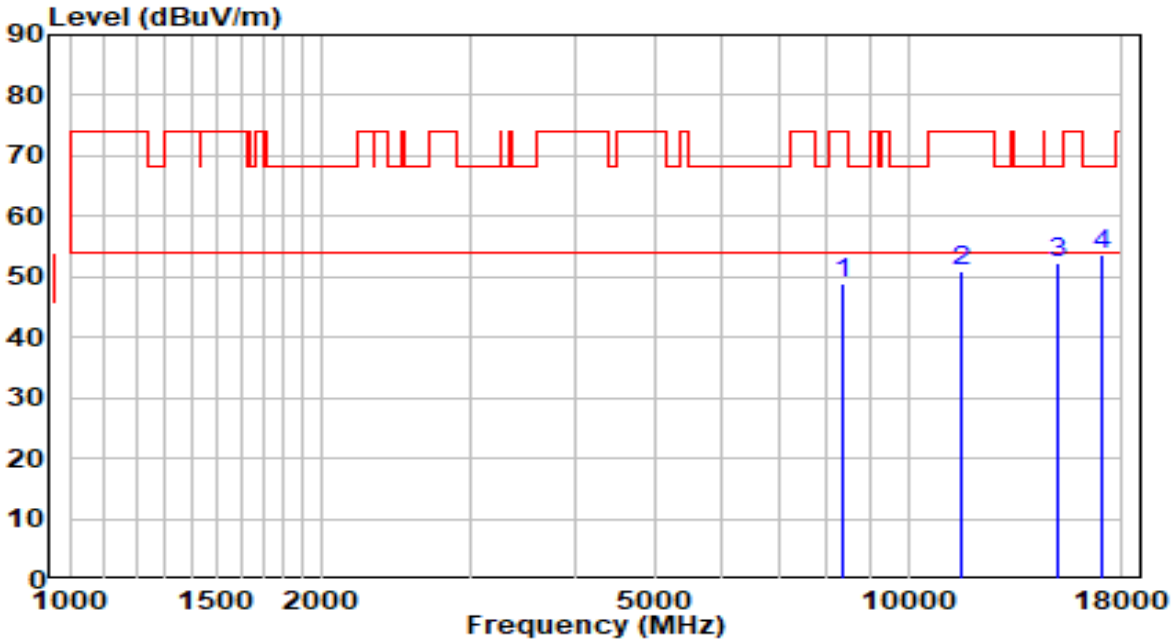

No		Frequency (MHz)	Reading (dBuV)	C.F (dB)	Measurement (dBuV/m)	Margin (dB)	Limit (dBuV/m)	Remark (QP/PK/AV)
1		8361.000	36.30	12.48	48.77	-25.23	74.00	Peak
2		11540.000	32.67	18.40	51.07	-22.93	74.00	Peak
3		15110.000	30.86	21.48	52.34	-15.86	68.20	Peak
4	*	17065.000	27.53	26.26	53.80	-14.40	68.20	Peak

Note:

1. " *", means this data is the worst emission level.
2. C.F (Correction Factor) = Antenna Factor (dB)+ Cable Loss (dB)– Preamplifier(dB).
3. Measurement(dBuV/m) = Reading(dBuV) + C.F (Correction Factor).
4.The emission levels of other frequencies are very lower than the limit and not show in test report.

EUT	AC750 Wi-Fi Range Extender	Date of Test	2020-12-16
Factor	BBHA 9120D (1GHz~18GHz)	Temp. / Humidity	25.8°C/35.5%
Polarity	Vertical	Site / Test Engineer	AC1 / Jay Chou
Test Mode	Transmit by 802.11ac-VHT40 at Channel 5230MHz	Test Voltage	120V/60Hz

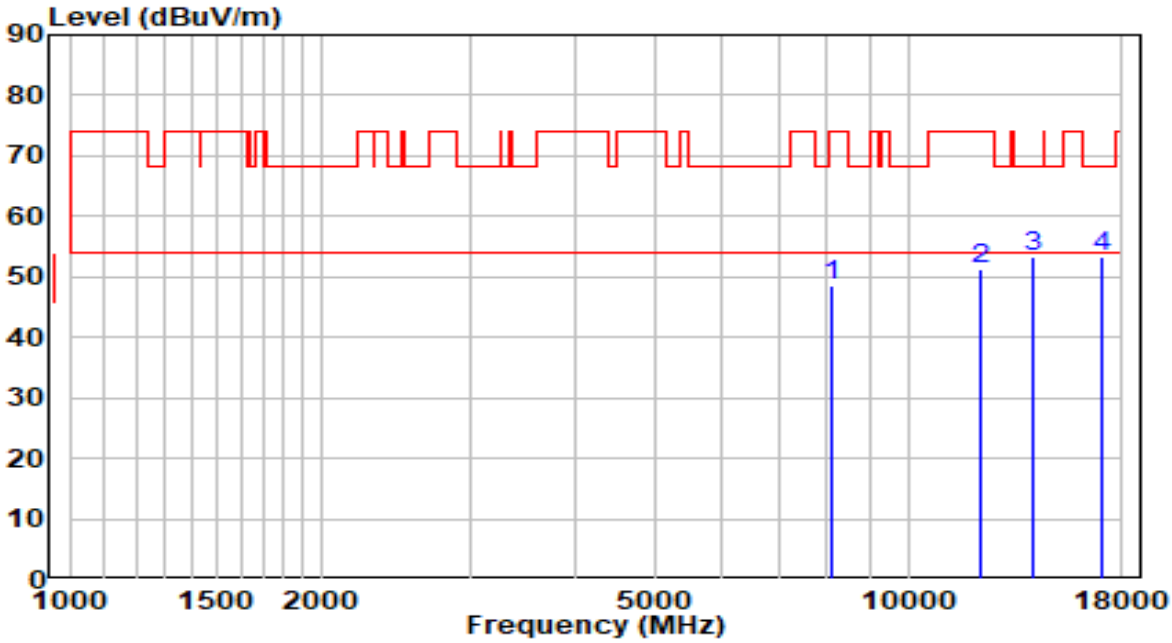

No		Frequency (MHz)	Reading (dBuV)	C.F (dB)	Measurement (dBuV/m)	Margin (dB)	Limit (dBuV/m)	Remark (QP/PK/AV)
1		8106.000	36.18	12.51	48.70	-25.30	74.00	Peak
2		12203.000	33.46	17.85	51.31	-22.69	74.00	Peak
3		14107.000	31.78	21.48	53.26	-14.94	68.20	Peak
4	*	17031.000	27.47	25.92	53.39	-14.81	68.20	Peak

Note:

1. " *", means this data is the worst emission level.
2. C.F (Correction Factor) = Antenna Factor (dB)+ Cable Loss (dB)– Preamplifier(dB).
3. Measurement(dBuV/m) = Reading(dBuV) + C.F (Correction Factor).
4.The emission levels of other frequencies are very lower than the limit and not show in test report.

EUT	AC750 Wi-Fi Range Extender	Date of Test	2020-12-16
Factor	BBHA 9120D (1GHz~18GHz)	Temp. / Humidity	25.8°C/35.5%
Polarity	Horizontal	Site / Test Engineer	AC1 / Jay Chou
Test Mode	Transmit by 802.11ac-VHT40 at Channel 5270MHz	Test Voltage	120V/60Hz

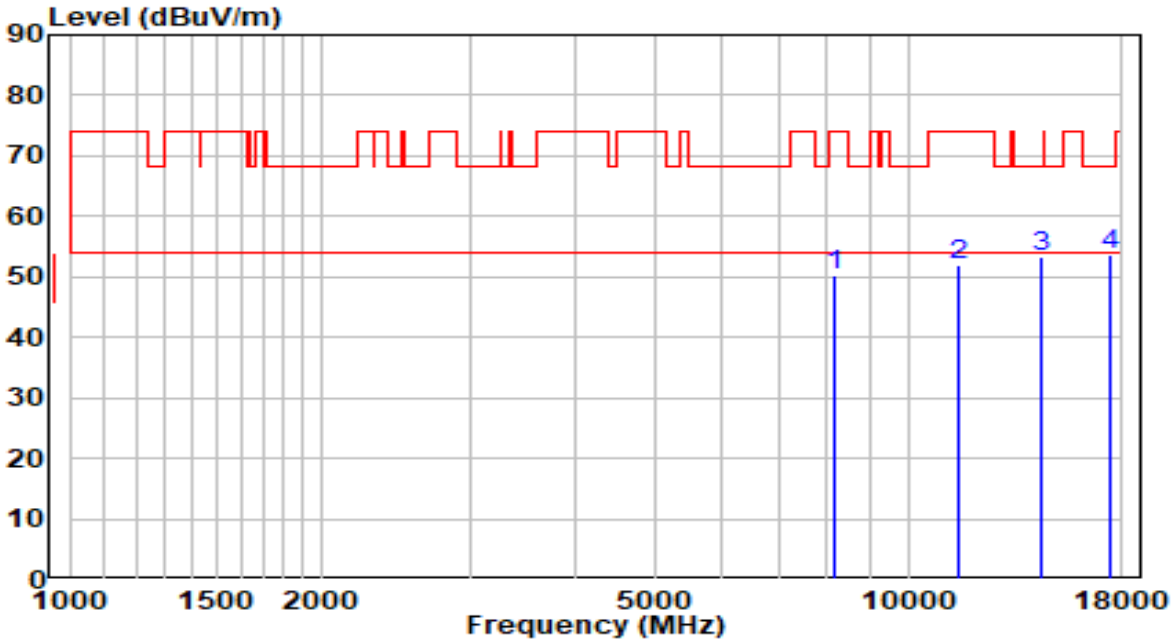

No		Frequency (MHz)	Reading (dBuV)	C.F (dB)	Measurement (dBuV/m)	Margin (dB)	Limit (dBuV/m)	Remark (QP/PK/AV)
1		8174.000	37.62	12.50	50.13	-23.87	74.00	Peak
2		11489.000	33.63	18.44	52.07	-21.93	74.00	Peak
3		14379.000	32.03	21.39	53.42	-14.78	68.20	Peak
4	*	17405.000	23.81	29.68	53.50	-14.70	68.20	Peak

Note:

1. " *", means this data is the worst emission level.
2. C.F (Correction Factor) = Antenna Factor (dB)+ Cable Loss (dB)– Preamplifier(dB).
3. Measurement(dBuV/m) = Reading(dBuV) + C.F (Correction Factor).
4.The emission levels of other frequencies are very lower than the limit and not show in test report.

EUT	AC750 Wi-Fi Range Extender	Date of Test	2020-12-16
Factor	BBHA 9120D (1GHz~18GHz)	Temp. / Humidity	25.8°C/35.5%
Polarity	Vertical	Site / Test Engineer	AC1 / Jay Chou
Test Mode	Transmit by 802.11ac-VHT40 at Channel 5270MHz	Test Voltage	120V/60Hz

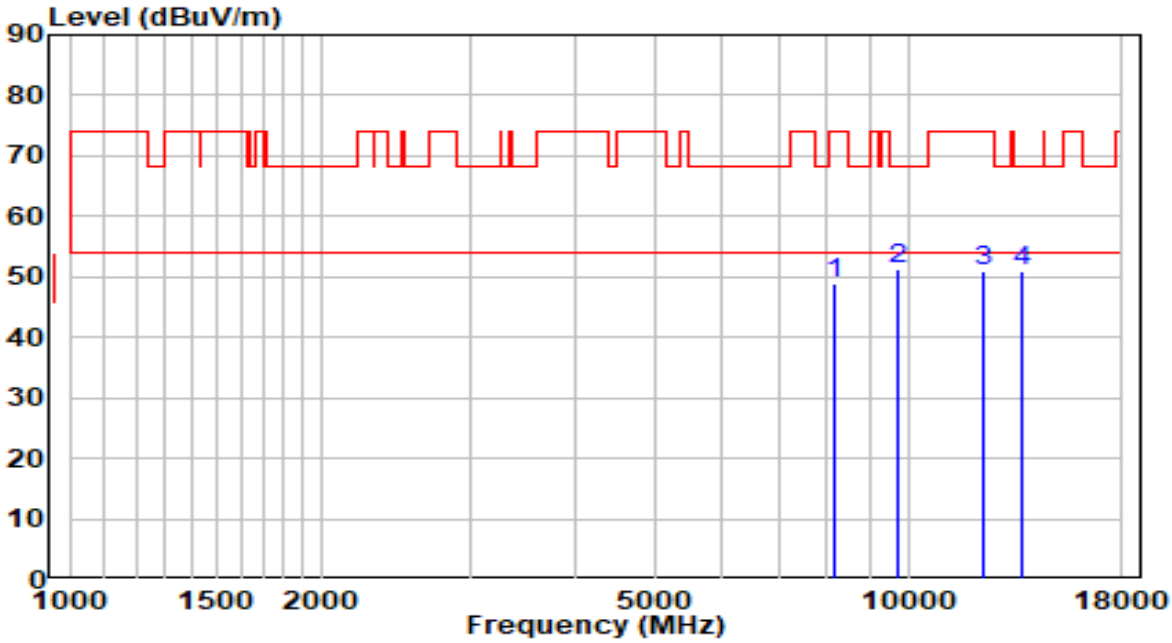

No		Frequency (MHz)	Reading (dBuV)	C.F (dB)	Measurement (dBuV/m)	Margin (dB)	Limit (dBuV/m)	Remark (QP/PK/AV)
1		8191.000	36.25	12.50	48.75	-25.25	74.00	Peak
2	*	9738.000	36.35	14.87	51.22	-16.98	68.20	Peak
3		12305.000	33.10	17.87	50.97	-23.03	74.00	Peak
4		13631.000	30.24	20.81	51.04	-17.16	68.20	Peak

Note:

1. " *", means this data is the worst emission level.
2. C.F (Correction Factor) = Antenna Factor (dB)+ Cable Loss (dB)– Preamplifier(dB).
3. Measurement(dBuV/m) = Reading(dBuV) + C.F (Correction Factor).
4.The emission levels of other frequencies are very lower than the limit and not show in test report.

EUT	AC750 Wi-Fi Range Extender	Date of Test	2020-12-16
Factor	BBHA 9120D (1GHz~18GHz)	Temp. / Humidity	25.8°C/35.5%
Polarity	Horizontal	Site / Test Engineer	AC1 / Jay Chou
Test Mode	Transmit by 802.11ac-VHT40 at Channel 5310MHz	Test Voltage	120V/60Hz

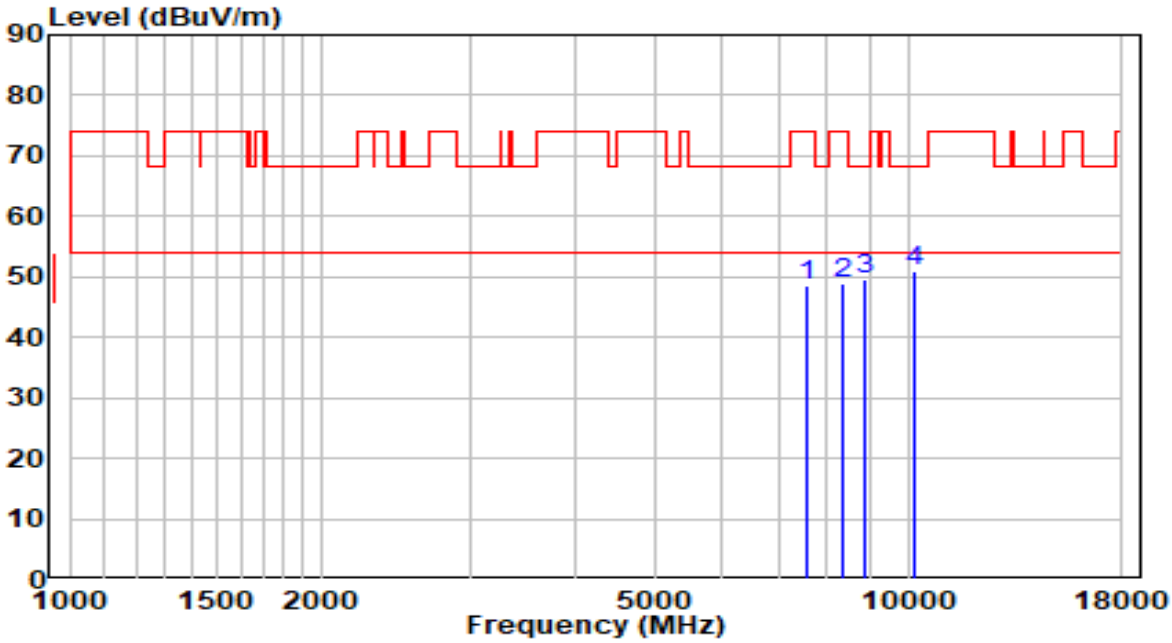

No		Frequency (MHz)	Reading (dBuV)	C.F (dB)	Measurement (dBuV/m)	Margin (dB)	Limit (dBuV/m)	Remark (QP/PK/AV)
1		7579.000	36.59	11.84	48.43	-25.57	74.00	Peak
2		8361.000	36.40	12.48	48.87	-25.13	74.00	Peak
3		8905.000	35.98	13.45	49.43	-18.77	68.20	Peak
4	*	10197.000	34.86	16.03	50.89	-17.31	68.20	Peak

Note:

1. " *", means this data is the worst emission level.
2. C.F (Correction Factor) = Antenna Factor (dB)+ Cable Loss (dB)– Preamplifier(dB).
3. Measurement(dBuV/m) = Reading(dBuV) + C.F (Correction Factor).
4.The emission levels of other frequencies are very lower than the limit and not show in test report.

EUT	AC750 Wi-Fi Range Extender	Date of Test	2020-12-16
Factor	BBHA 9120D (1GHz~18GHz)	Temp. / Humidity	25.8°C/35.5%
Polarity	Vertical	Site / Test Engineer	AC1 / Jay Chou
Test Mode	Transmit by 802.11ac-VHT40 at Channel 5310MHz	Test Voltage	120V/60Hz

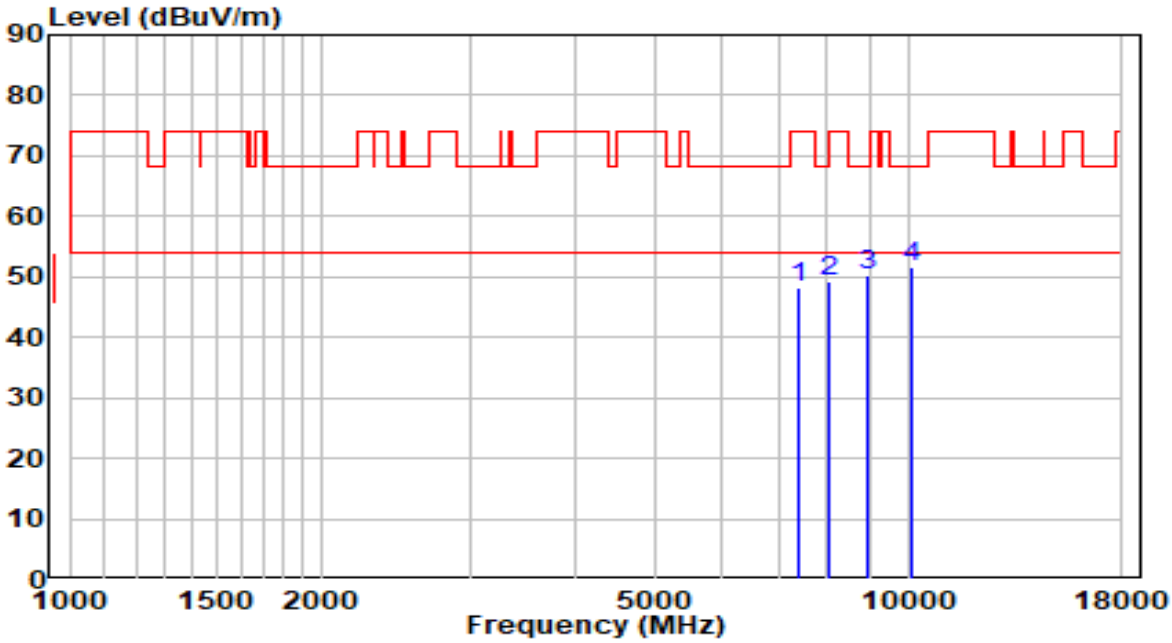

No		Frequency (MHz)	Reading (dBuV)	C.F (dB)	Measurement (dBuV/m)	Margin (dB)	Limit (dBuV/m)	Remark (QP/PK/AV)
1		7392.000	36.89	11.41	48.30	-25.70	74.00	Peak
2		8055.000	36.63	12.52	49.15	-24.85	74.00	Peak
3		8939.000	36.70	13.53	50.23	-17.97	68.20	Peak
4	*	10129.000	35.84	15.80	51.65	-16.55	68.20	Peak

Note:

1. " *", means this data is the worst emission level.
2. C.F (Correction Factor) = Antenna Factor (dB)+ Cable Loss (dB)– Preamplifier(dB).
3. Measurement(dBuV/m) = Reading(dBuV) + C.F (Correction Factor).
4.The emission levels of other frequencies are very lower than the limit and not show in test report.

EUT	AC750 Wi-Fi Range Extender	Date of Test	2020-12-16
Factor	BBHA 9120D (1GHz~18GHz)	Temp. / Humidity	25.8°C/35.5%
Polarity	Horizontal	Site / Test Engineer	AC1 / Jay Chou
Test Mode	Transmit by 802.11ac-VHT40 at Channel 5510MHz	Test Voltage	120V/60Hz

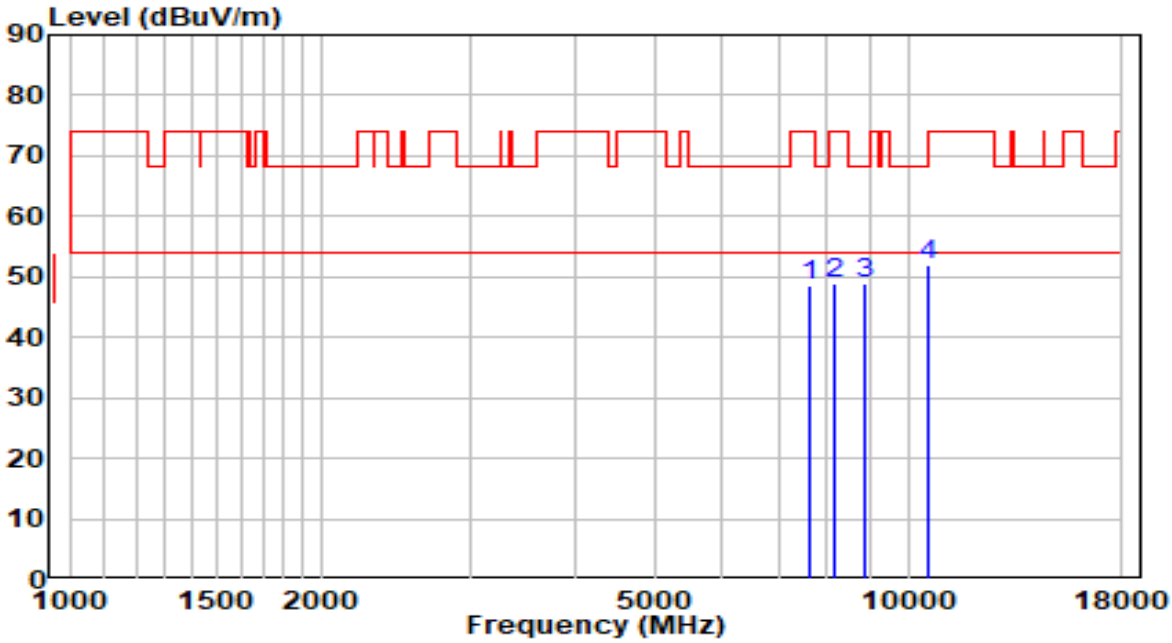

No		Frequency (MHz)	Reading (dBuV)	C.F (dB)	Measurement (dBuV/m)	Margin (dB)	Limit (dBuV/m)	Remark (QP/PK/AV)
1		7613.000	36.56	11.90	48.46	-25.54	74.00	Peak
2		8191.000	36.36	12.50	48.86	-25.14	74.00	Peak
3		8888.000	35.37	13.41	48.78	-19.42	68.20	Peak
4	*	10537.000	34.80	17.12	51.92	-16.28	68.20	Peak

Note:

1. " *", means this data is the worst emission level.
2. C.F (Correction Factor) = Antenna Factor (dB)+ Cable Loss (dB)– Preamplifier(dB).
3. Measurement(dBuV/m) = Reading(dBuV) + C.F (Correction Factor).
4.The emission levels of other frequencies are very lower than the limit and not show in test report.

EUT	AC750 Wi-Fi Range Extender	Date of Test	2020-12-16
Factor	BBHA 9120D (1GHz~18GHz)	Temp. / Humidity	25.8°C/35.5%
Polarity	Vertical	Site / Test Engineer	AC1 / Jay Chou
Test Mode	Transmit by 802.11ac-VHT40 at Channel 5510MHz	Test Voltage	120V/60Hz

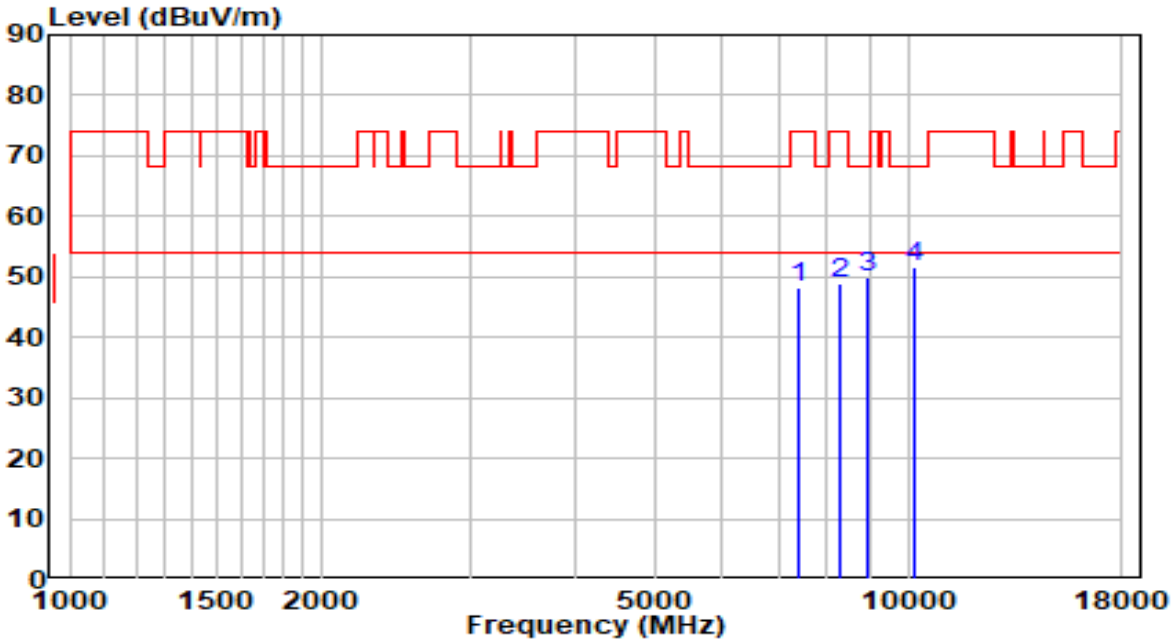

No		Frequency (MHz)	Reading (dBuV)	C.F (dB)	Measurement (dBuV/m)	Margin (dB)	Limit (dBuV/m)	Remark (QP/PK/AV)
1		7426.000	36.77	11.51	48.27	-25.73	74.00	Peak
2		8276.000	36.52	12.49	49.01	-24.99	74.00	Peak
3		8939.000	36.45	13.53	49.98	-18.22	68.20	Peak
4	*	10197.000	35.54	16.03	51.57	-16.63	68.20	Peak

Note:

1. " *", means this data is the worst emission level.
2. C.F (Correction Factor) = Antenna Factor (dB)+ Cable Loss (dB)– Preamplifier(dB).
3. Measurement(dBuV/m) = Reading(dBuV) + C.F (Correction Factor).
4.The emission levels of other frequencies are very lower than the limit and not show in test report.

EUT	AC750 Wi-Fi Range Extender	Date of Test	2020-12-16
Factor	BBHA 9120D (1GHz~18GHz)	Temp. / Humidity	25.8°C/35.5%
Polarity	Horizontal	Site / Test Engineer	AC1 / Jay Chou
Test Mode	Transmit by 802.11ac-VHT40 at Channel 5550MHz	Test Voltage	120V/60Hz

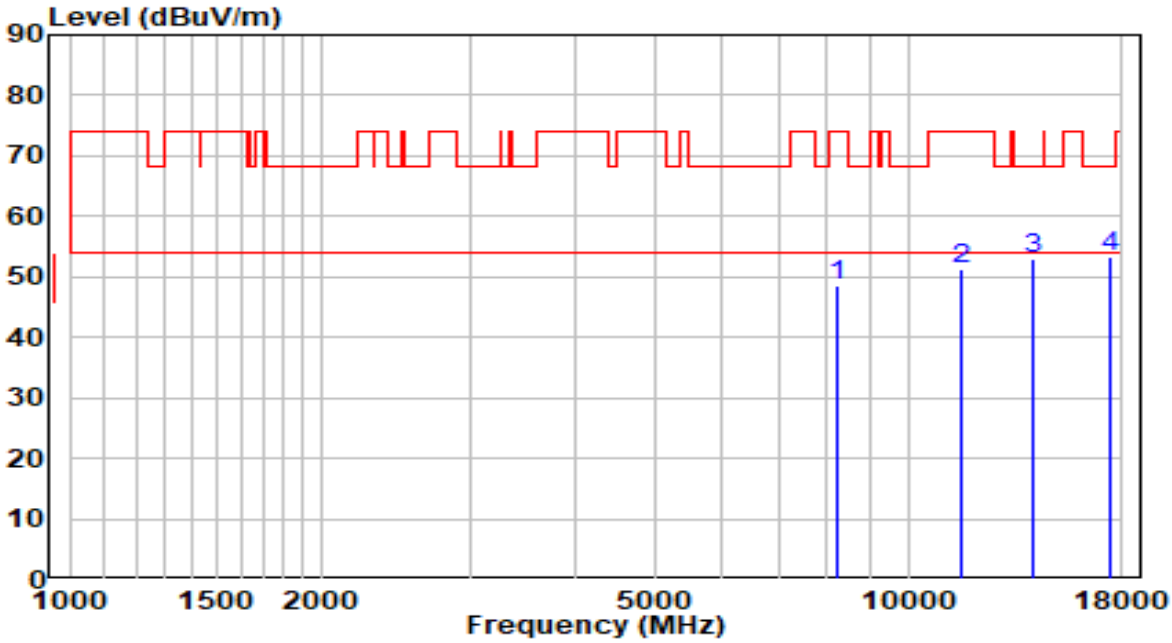

No		Frequency (MHz)	Reading (dBuV)	C.F (dB)	Measurement (dBuV/m)	Margin (dB)	Limit (dBuV/m)	Remark (QP/PK/AV)
1		8225.000	35.94	12.50	48.44	-25.56	74.00	Peak
2		11557.000	32.77	18.38	51.15	-22.85	74.00	Peak
3		14056.000	31.51	21.50	53.01	-15.19	68.20	Peak
4	*	17388.000	23.93	29.51	53.44	-14.76	68.20	Peak

Note:

1. " *", means this data is the worst emission level.
2. C.F (Correction Factor) = Antenna Factor (dB)+ Cable Loss (dB)– Preamplifier(dB).
3. Measurement(dBuV/m) = Reading(dBuV) + C.F (Correction Factor).
4.The emission levels of other frequencies are very lower than the limit and not show in test report.

EUT	AC750 Wi-Fi Range Extender	Date of Test	2020-12-16
Factor	BBHA 9120D (1GHz~18GHz)	Temp. / Humidity	25.8°C/35.5%
Polarity	Vertical	Site / Test Engineer	AC1 / Jay Chou
Test Mode	Transmit by 802.11ac-VHT40 at Channel 5550MHz	Test Voltage	120V/60Hz

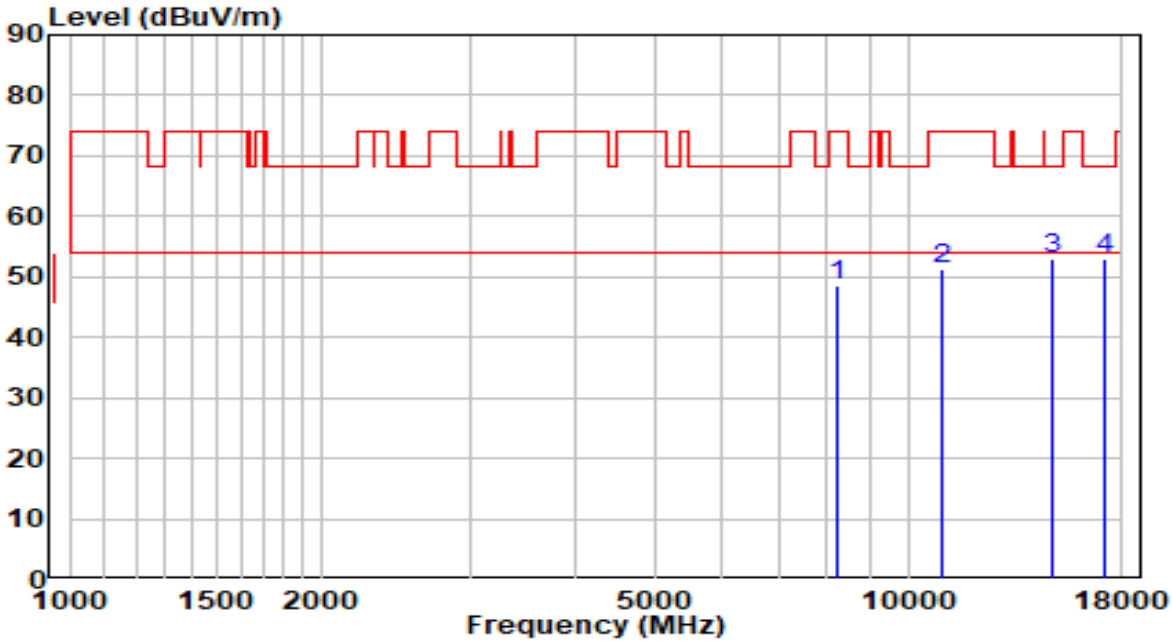

No		Frequency (MHz)	Reading (dBuV)	C.F (dB)	Measurement (dBuV/m)	Margin (dB)	Limit (dBuV/m)	Remark (QP/PK/AV)
1		8208.000	35.97	12.50	48.47	-25.53	74.00	Peak
2		10979.000	33.44	17.75	51.19	-22.81	74.00	Peak
3	*	14889.000	31.44	21.46	52.90	-15.30	68.20	Peak
4		17201.000	25.25	27.63	52.89	-15.31	68.20	Peak

Note:

1. " *", means this data is the worst emission level.
2. C.F (Correction Factor) = Antenna Factor (dB)+ Cable Loss (dB)– Preamplifier(dB).
3. Measurement(dBuV/m) = Reading(dBuV) + C.F (Correction Factor).
4.The emission levels of other frequencies are very lower than the limit and not show in test report.

EUT	AC750 Wi-Fi Range Extender	Date of Test	2020-12-16
Factor	BBHA 9120D (1GHz~18GHz)	Temp. / Humidity	25.8°C/35.5%
Polarity	Horizontal	Site / Test Engineer	AC1 / Jay Chou
Test Mode	Transmit by 802.11ac-VHT40 at Channel 5670MHz	Test Voltage	120V/60Hz

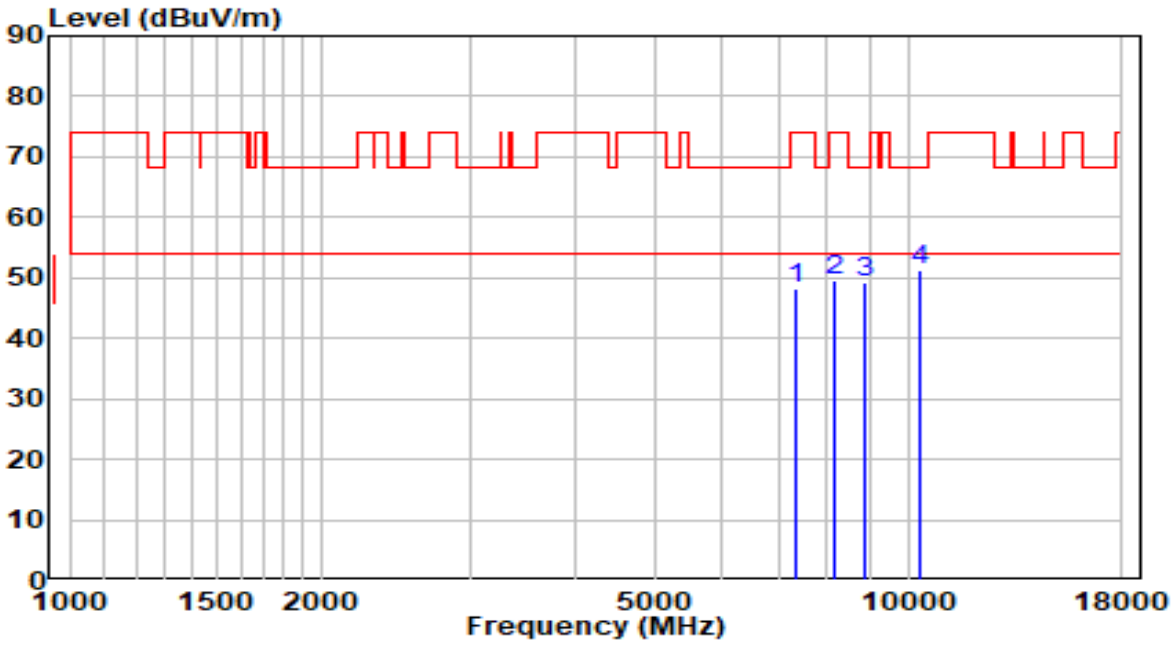

No		Frequency (MHz)	Reading (dBuV)	C.F (dB)	Measurement (dBuV/m)	Margin (dB)	Limit (dBuV/m)	Remark (QP/PK/AV)
1		7358.000	36.94	11.31	48.26	-25.74	74.00	Peak
2		8174.000	37.23	12.50	49.73	-24.27	74.00	Peak
3		8871.000	35.97	13.36	49.34	-18.86	68.20	Peak
4	*	10367.000	34.59	16.62	51.21	-16.99	68.20	Peak

Note:

1. " *", means this data is the worst emission level.
2. C.F (Correction Factor) = Antenna Factor (dB)+ Cable Loss (dB)– Preamplifier(dB).
3. Measurement(dBuV/m) = Reading(dBuV) + C.F (Correction Factor).
4.The emission levels of other frequencies are very lower than the limit and not show in test report.

EUT	AC750 Wi-Fi Range Extender	Date of Test	2020-12-16
Factor	BBHA 9120D (1GHz~18GHz)	Temp. / Humidity	25.8°C/35.5%
Polarity	Vertical	Site / Test Engineer	AC1 / Jay Chou
Test Mode	Transmit by 802.11ac-VHT40 at Channel 5670MHz	Test Voltage	120V/60Hz

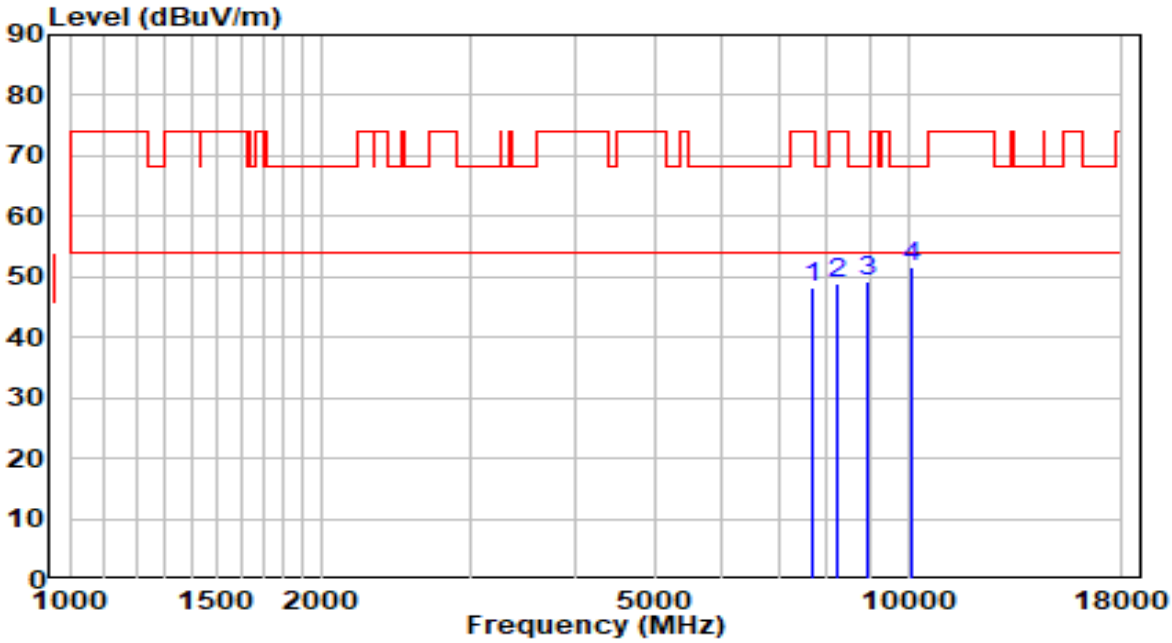

No		Frequency (MHz)	Reading (dBuV)	C.F (dB)	Measurement (dBuV/m)	Margin (dB)	Limit (dBuV/m)	Remark (QP/PK/AV)
1		7698.000	36.06	12.04	48.10	-25.90	74.00	Peak
2		8242.000	36.31	12.49	48.80	-25.20	74.00	Peak
3		8922.000	35.81	13.49	49.30	-18.90	68.20	Peak
4	*	10129.000	35.77	15.80	51.57	-16.63	68.20	Peak

Note:

1. " *", means this data is the worst emission level.
2. C.F (Correction Factor) = Antenna Factor (dB)+ Cable Loss (dB)– Preamplifier(dB).
3. Measurement(dBuV/m) = Reading(dBuV) + C.F (Correction Factor).
4.The emission levels of other frequencies are very lower than the limit and not show in test report.

EUT	AC750 Wi-Fi Range Extender	Date of Test	2020-12-16
Factor	BBHA 9120D (1GHz~18GHz)	Temp. / Humidity	25.8°C/35.5%
Polarity	Horizontal	Site / Test Engineer	AC1 / Jay Chou
Test Mode	Transmit by 802.11ac-VHT40 at Channel 5755MHz	Test Voltage	120V/60Hz

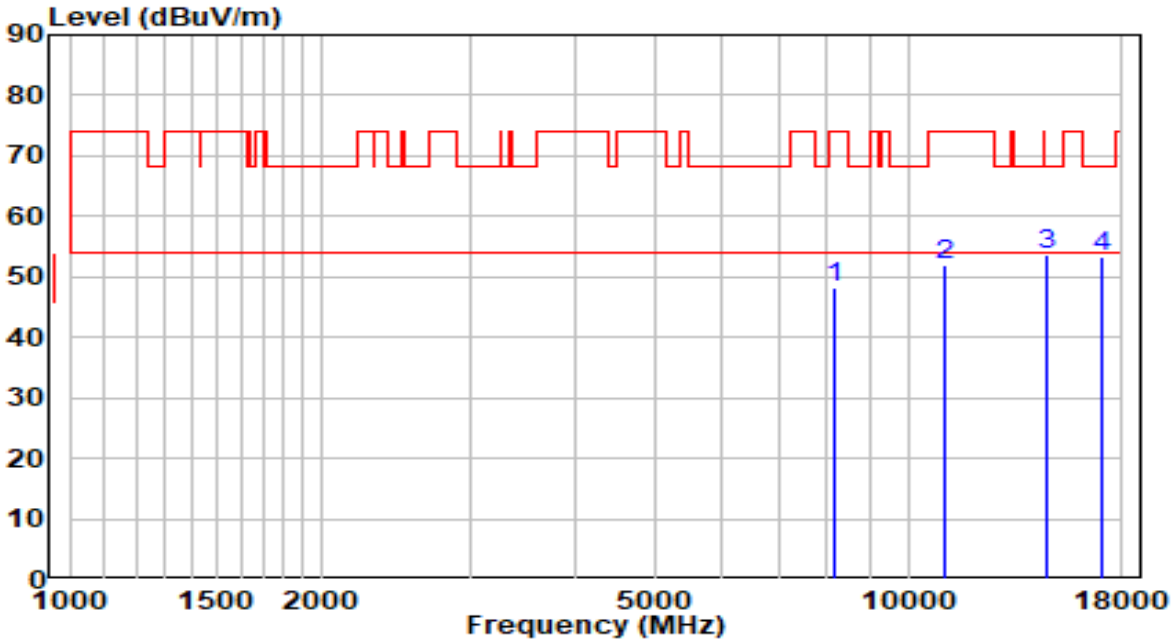

No		Frequency (MHz)	Reading (dBuV)	C.F (dB)	Measurement (dBuV/m)	Margin (dB)	Limit (dBuV/m)	Remark (QP/PK/AV)
1		8157.000	35.75	12.51	48.26	-25.74	74.00	Peak
2		11047.000	33.95	17.84	51.79	-22.21	74.00	Peak
3	*	14651.000	32.24	21.40	53.64	-14.56	68.20	Peak
4		17031.000	27.33	25.92	53.25	-14.95	68.20	Peak

Note:

1. " *", means this data is the worst emission level.
2. C.F (Correction Factor) = Antenna Factor (dB)+ Cable Loss (dB)– Preamplifier(dB).
3. Measurement(dBuV/m) = Reading(dBuV) + C.F (Correction Factor).
4.The emission levels of other frequencies are very lower than the limit and not show in test report.

EUT	AC750 Wi-Fi Range Extender	Date of Test	2020-12-16
Factor	BBHA 9120D (1GHz~18GHz)	Temp. / Humidity	25.8°C/35.5%
Polarity	Vertical	Site / Test Engineer	AC1 / Jay Chou
Test Mode	Transmit by 802.11ac-VHT40 at Channel 5755MHz	Test Voltage	120V/60Hz

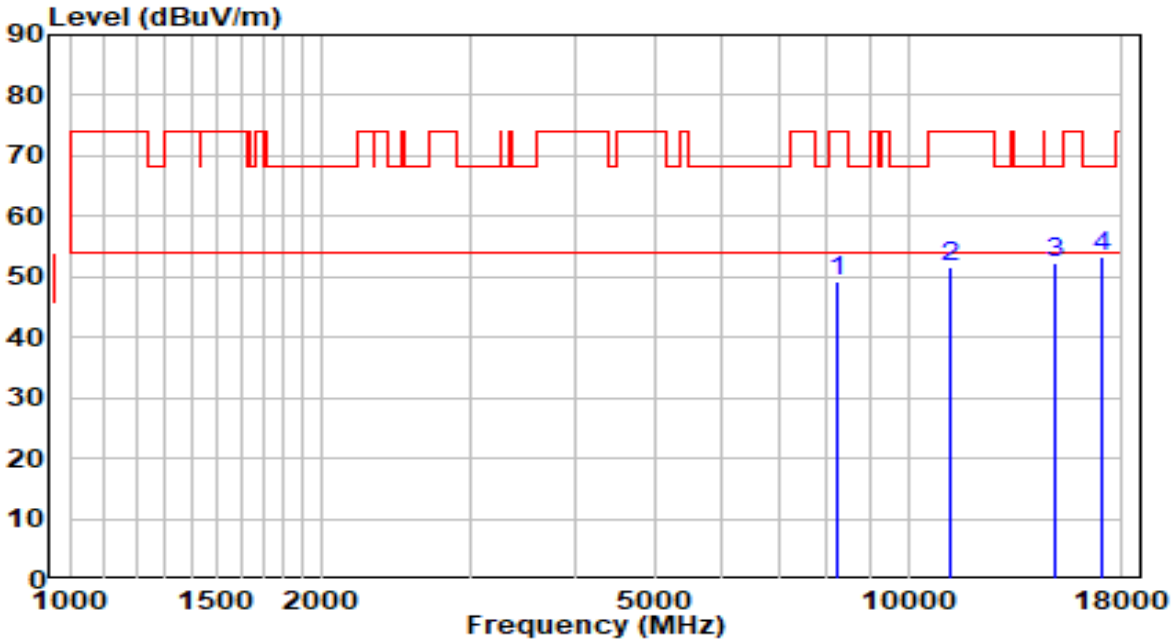

No		Frequency (MHz)	Reading (dBuV)	C.F (dB)	Measurement (dBuV/m)	Margin (dB)	Limit (dBuV/m)	Remark (QP/PK/AV)
1		8259.000	36.61	12.49	49.10	-24.90	74.00	Peak
2		11251.000	33.66	18.12	51.78	-22.22	74.00	Peak
3		15008.000	30.92	21.49	52.41	-15.79	68.20	Peak
4	*	17082.000	26.76	26.43	53.20	-15.00	68.20	Peak

Note:

1. " *", means this data is the worst emission level.
2. C.F (Correction Factor) = Antenna Factor (dB)+ Cable Loss (dB)– Preamplifier(dB).
3. Measurement(dBuV/m) = Reading(dBuV) + C.F (Correction Factor).
4.The emission levels of other frequencies are very lower than the limit and not show in test report.

EUT	AC750 Wi-Fi Range Extender	Date of Test	2020-12-16
Factor	BBHA 9120D (1GHz~18GHz)	Temp. / Humidity	25.8°C/35.5%
Polarity	Horizontal	Site / Test Engineer	AC1 / Jay Chou
Test Mode	Transmit by 802.11ac-VHT40 at Channel 5795MHz	Test Voltage	120V/60Hz

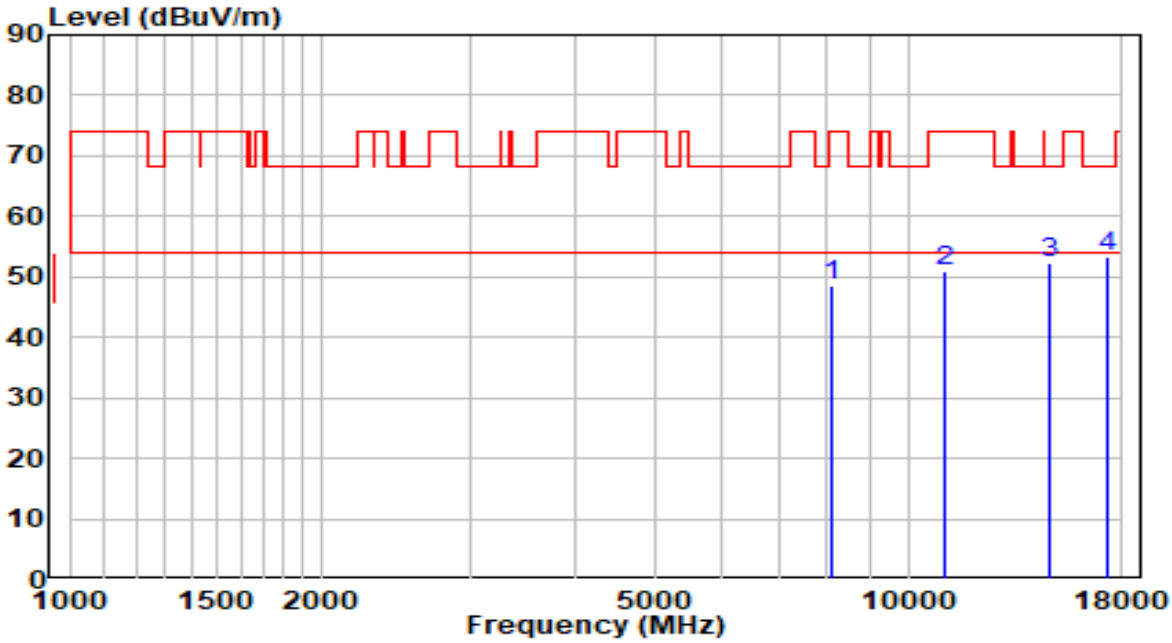

No		Frequency (MHz)	Reading (dBuV)	C.F (dB)	Measurement (dBuV/m)	Margin (dB)	Limit (dBuV/m)	Remark (QP/PK/AV)
1		8106.000	36.13	12.51	48.64	-25.36	74.00	Peak
2		11047.000	33.26	17.84	51.10	-22.90	74.00	Peak
3		14736.000	30.99	21.42	52.41	-15.79	68.20	Peak
4	*	17235.000	25.25	27.97	53.23	-14.97	68.20	Peak

Note:

1. " *", means this data is the worst emission level.
2. C.F (Correction Factor) = Antenna Factor (dB)+ Cable Loss (dB)– Preamplifier(dB).
3. Measurement(dBuV/m) = Reading(dBuV) + C.F (Correction Factor).
4.The emission levels of other frequencies are very lower than the limit and not show in test report.

EUT	AC750 Wi-Fi Range Extender	Date of Test	2020-12-16
Factor	BBHA 9120D (1GHz~18GHz)	Temp. / Humidity	25.8°C/35.5%
Polarity	Vertical	Site / Test Engineer	AC1 / Jay Chou
Test Mode	Transmit by 802.11ac-VHT40 at Channel 5795MHz	Test Voltage	120V/60Hz

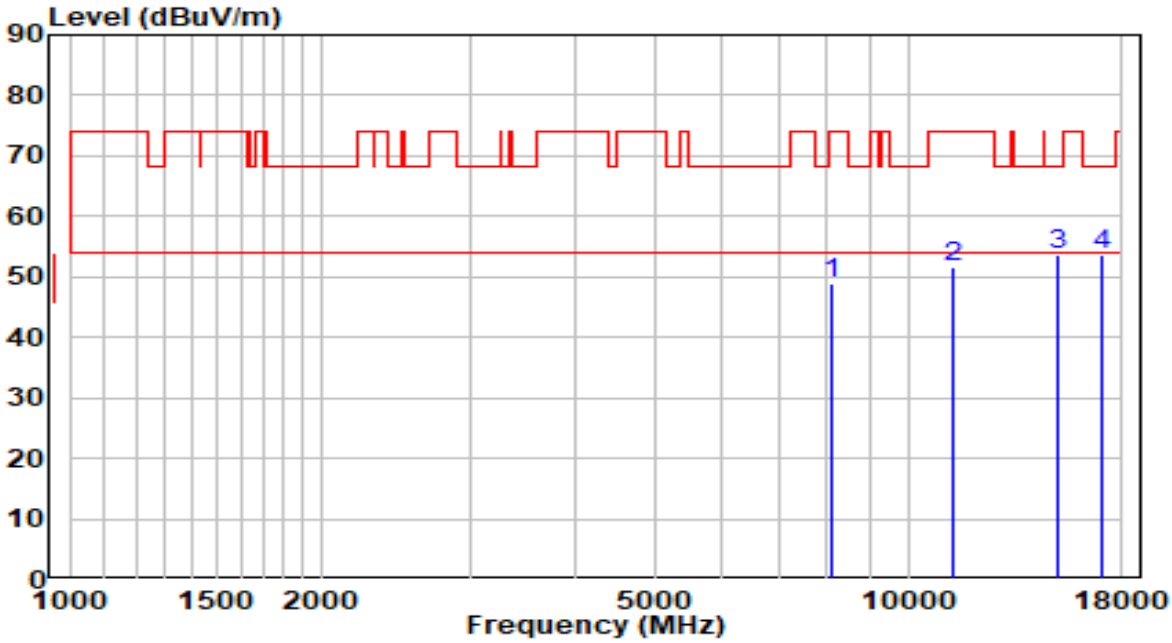

No		Frequency (MHz)	Reading (dBuV)	C.F (dB)	Measurement (dBuV/m)	Margin (dB)	Limit (dBuV/m)	Remark (QP/PK/AV)
1		8106.000	36.52	12.51	49.04	-24.96	74.00	Peak
2		11319.000	33.29	18.21	51.50	-22.50	74.00	Peak
3	*	15093.000	32.13	21.48	53.61	-14.59	68.20	Peak
4		17082.000	27.09	26.43	53.52	-14.68	68.20	Peak

Note:

1. " *", means this data is the worst emission level.
2. C.F (Correction Factor) = Antenna Factor (dB)+ Cable Loss (dB)– Preamplifier(dB).
3. Measurement(dBuV/m) = Reading(dBuV) + C.F (Correction Factor).
4.The emission levels of other frequencies are very lower than the limit and not show in test report.

EUT	AC750 Wi-Fi Range Extender	Date of Test	2020-12-16
Factor	BBHA 9120D (1GHz~18GHz)	Temp. / Humidity	25.8°C/35.5%
Polarity	Horizontal	Site / Test Engineer	AC1 / Jay Chou
Test Mode	Transmit by 802.11ac-VHT80 at Channel 5210MHz	Test Voltage	120V/60Hz

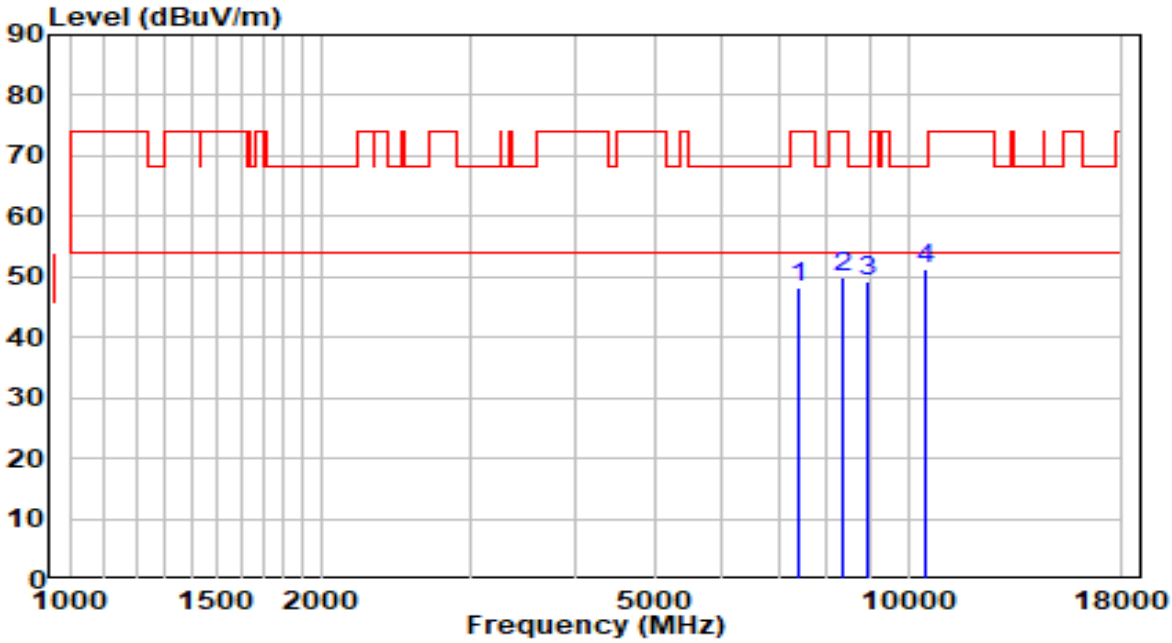

No		Frequency (MHz)	Reading (dBuV)	C.F (dB)	Measurement (dBuV/m)	Margin (dB)	Limit (dBuV/m)	Remark (QP/PK/AV)
1		7426.000	36.75	11.51	48.26	-25.74	74.00	Peak
2		8327.000	37.34	12.48	49.82	-24.18	74.00	Peak
3		8939.000	35.62	13.53	49.15	-19.05	68.20	Peak
4	*	10486.000	34.12	17.02	51.14	-17.06	68.20	Peak

Note:

1. " *", means this data is the worst emission level.
2. C.F (Correction Factor) = Antenna Factor (dB)+ Cable Loss (dB)– Preamplifier(dB).
3. Measurement(dBuV/m) = Reading(dBuV) + C.F (Correction Factor).
4.The emission levels of other frequencies are very lower than the limit and not show in test report.

EUT	AC750 Wi-Fi Range Extender	Date of Test	2020-12-16
Factor	BBHA 9120D (1GHz~18GHz)	Temp. / Humidity	25.8°C/35.5%
Polarity	Vertical	Site / Test Engineer	AC1 / Jay Chou
Test Mode	Transmit by 802.11ac-VHT80 at Channel 5210MHz	Test Voltage	120V/60Hz

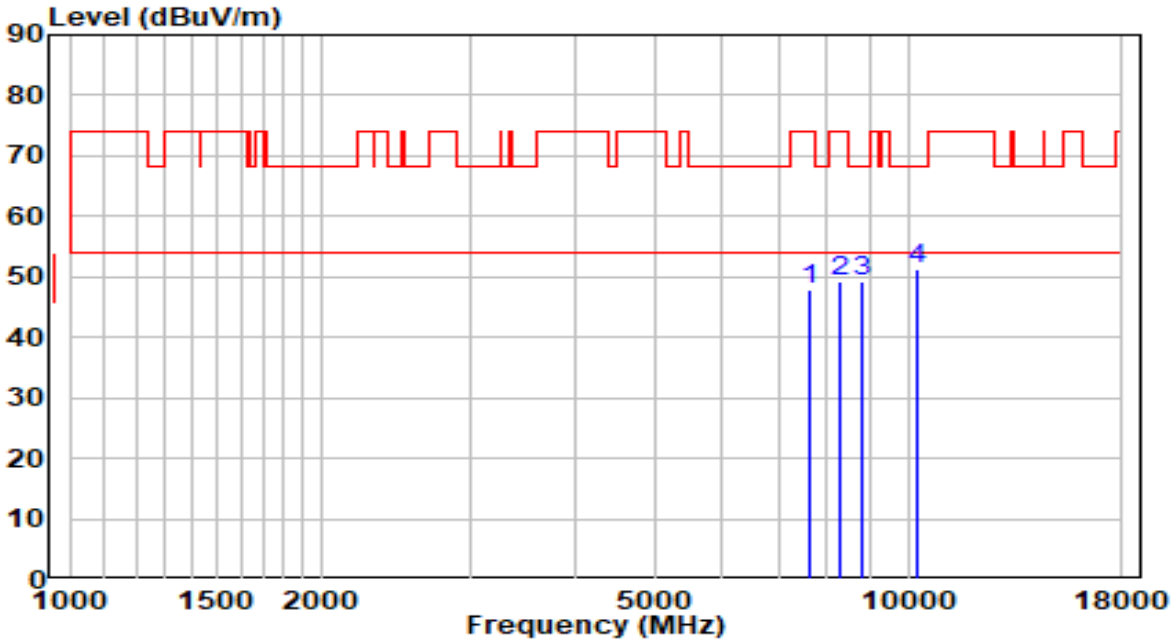

No		Frequency (MHz)	Reading (dBuV)	C.F (dB)	Measurement (dBuV/m)	Margin (dB)	Limit (dBuV/m)	Remark (QP/PK/AV)
1		7647.000	35.80	11.95	47.75	-26.25	74.00	Peak
2		8310.000	36.67	12.48	49.15	-24.85	74.00	Peak
3		8820.000	35.98	13.24	49.22	-18.98	68.20	Peak
4	*	10231.000	35.18	16.15	51.33	-16.87	68.20	Peak

Note:

1. " *", means this data is the worst emission level.
2. C.F (Correction Factor) = Antenna Factor (dB)+ Cable Loss (dB)– Preamplifier(dB).
3. Measurement(dBuV/m) = Reading(dBuV) + C.F (Correction Factor).
4.The emission levels of other frequencies are very lower than the limit and not show in test report.

EUT	AC750 Wi-Fi Range Extender	Date of Test	2020-12-16
Factor	BBHA 9120D (1GHz~18GHz)	Temp. / Humidity	25.8°C/35.5%
Polarity	Horizontal	Site / Test Engineer	AC1 / Jay Chou
Test Mode	Transmit by 802.11ac-VHT80 at Channel 5290MHz	Test Voltage	120V/60Hz

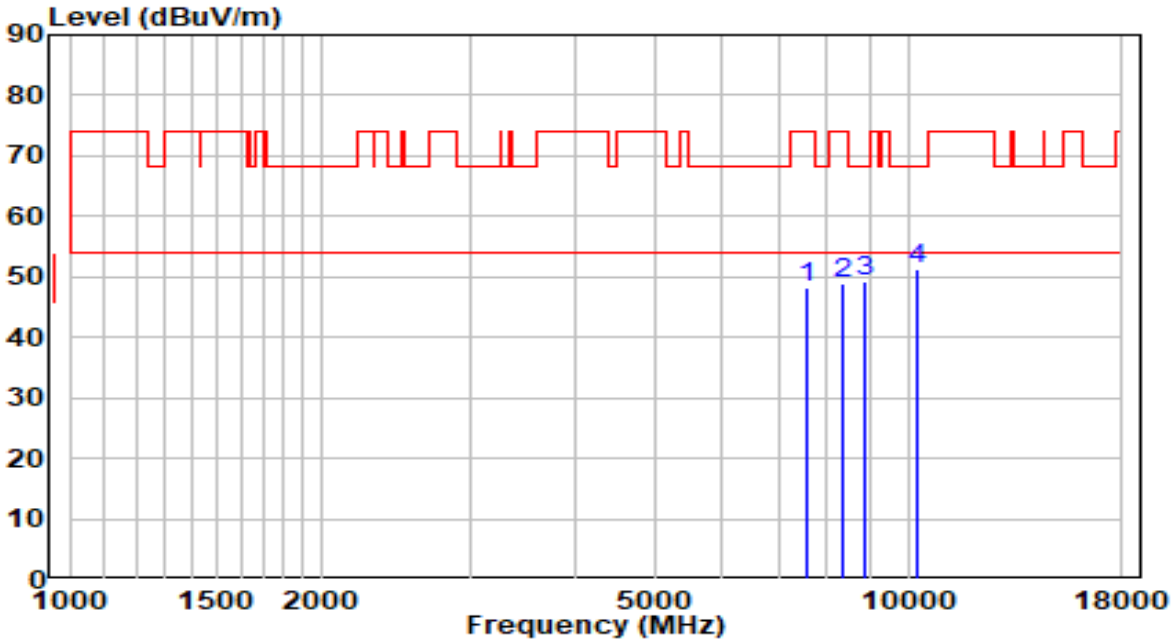

No		Frequency (MHz)	Reading (dBuV)	C.F (dB)	Measurement (dBuV/m)	Margin (dB)	Limit (dBuV/m)	Remark (QP/PK/AV)
1		7579.000	36.38	11.84	48.22	-25.78	74.00	Peak
2		8327.000	36.31	12.48	48.79	-25.21	74.00	Peak
3		8905.000	35.77	13.45	49.22	-18.98	68.20	Peak
4	*	10282.000	34.81	16.32	51.13	-17.07	68.20	Peak

Note:

1. " *", means this data is the worst emission level.
2. C.F (Correction Factor) = Antenna Factor (dB)+ Cable Loss (dB)– Preamplifier(dB).
3. Measurement(dBuV/m) = Reading(dBuV) + C.F (Correction Factor).
4.The emission levels of other frequencies are very lower than the limit and not show in test report.

EUT	AC750 Wi-Fi Range Extender	Date of Test	2020-12-16
Factor	BBHA 9120D (1GHz~18GHz)	Temp. / Humidity	25.8°C/35.5%
Polarity	Vertical	Site / Test Engineer	AC1 / Jay Chou
Test Mode	Transmit by 802.11ac-VHT80 at Channel 5290MHz	Test Voltage	120V/60Hz

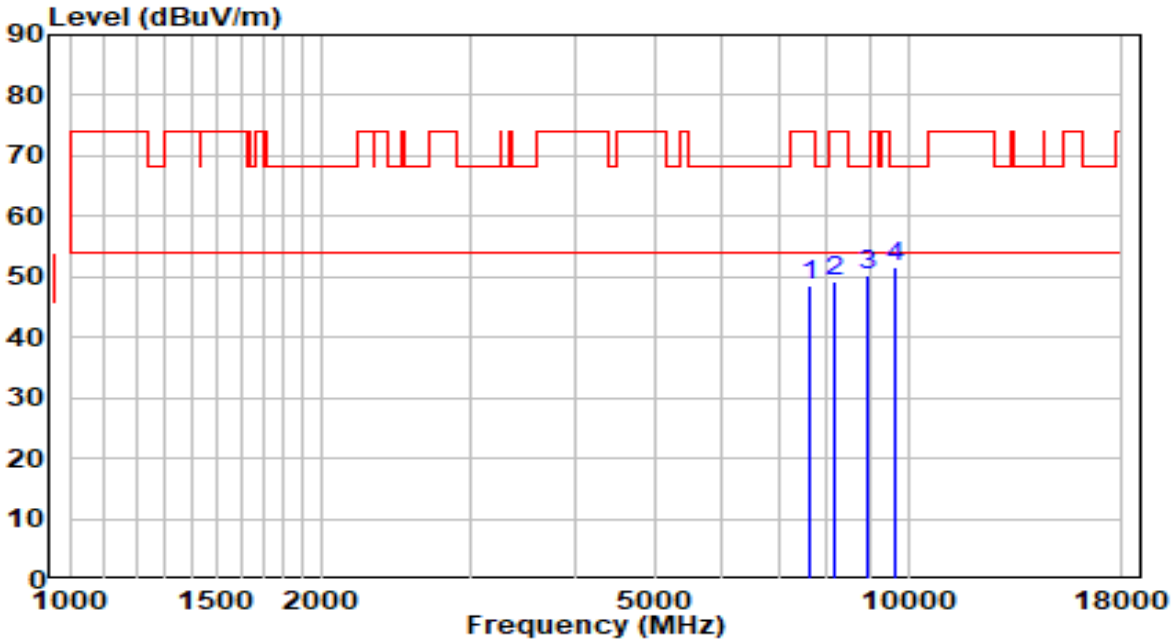

No		Frequency (MHz)	Reading (dBuV)	C.F (dB)	Measurement (dBuV/m)	Margin (dB)	Limit (dBuV/m)	Remark (QP/PK/AV)
1		7613.000	36.72	11.90	48.62	-25.38	74.00	Peak
2		8174.000	36.81	12.50	49.31	-24.69	74.00	Peak
3		8922.000	36.90	13.49	50.39	-17.81	68.20	Peak
4	*	9619.000	37.02	14.64	51.66	-16.54	68.20	Peak

Note:

1. " *", means this data is the worst emission level.
2. C.F (Correction Factor) = Antenna Factor (dB)+ Cable Loss (dB)– Preamplifier(dB).
3. Measurement(dBuV/m) = Reading(dBuV) + C.F (Correction Factor).
4.The emission levels of other frequencies are very lower than the limit and not show in test report.

EUT	AC750 Wi-Fi Range Extender	Date of Test	2020-12-16
Factor	BBHA 9120D (1GHz~18GHz)	Temp. / Humidity	25.8°C/35.5%
Polarity	Horizontal	Site / Test Engineer	AC1 / Jay Chou
Test Mode	Transmit by 802.11ac-VHT80 at Channel 5530MHz	Test Voltage	120V/60Hz

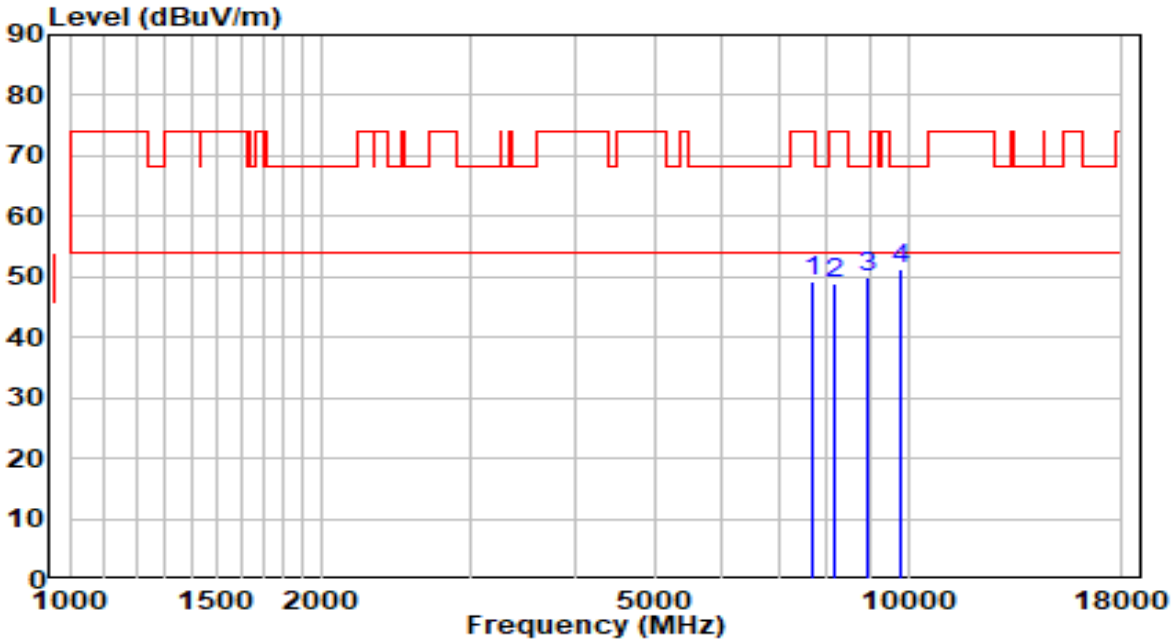

No		Frequency (MHz)	Reading (dBuV)	C.F (dB)	Measurement (dBuV/m)	Margin (dB)	Limit (dBuV/m)	Remark (QP/PK/AV)
1		7681.000	37.40	12.01	49.41	-24.59	74.00	Peak
2		8191.000	36.31	12.50	48.81	-25.19	74.00	Peak
3		8939.000	36.40	13.53	49.93	-18.27	68.20	Peak
4	*	9806.000	36.32	15.00	51.32	-16.88	68.20	Peak

Note:

1. " *", means this data is the worst emission level.
2. C.F (Correction Factor) = Antenna Factor (dB)+ Cable Loss (dB)– Preamplifier(dB).
3. Measurement(dBuV/m) = Reading(dBuV) + C.F (Correction Factor).
4.The emission levels of other frequencies are very lower than the limit and not show in test report.

EUT	AC750 Wi-Fi Range Extender	Date of Test	2020-12-16
Factor	BBHA 9120D (1GHz~18GHz)	Temp. / Humidity	25.8°C/35.5%
Polarity	Vertical	Site / Test Engineer	AC1 / Jay Chou
Test Mode	Transmit by 802.11ac-VHT80 at Channel 5530MHz	Test Voltage	120V/60Hz

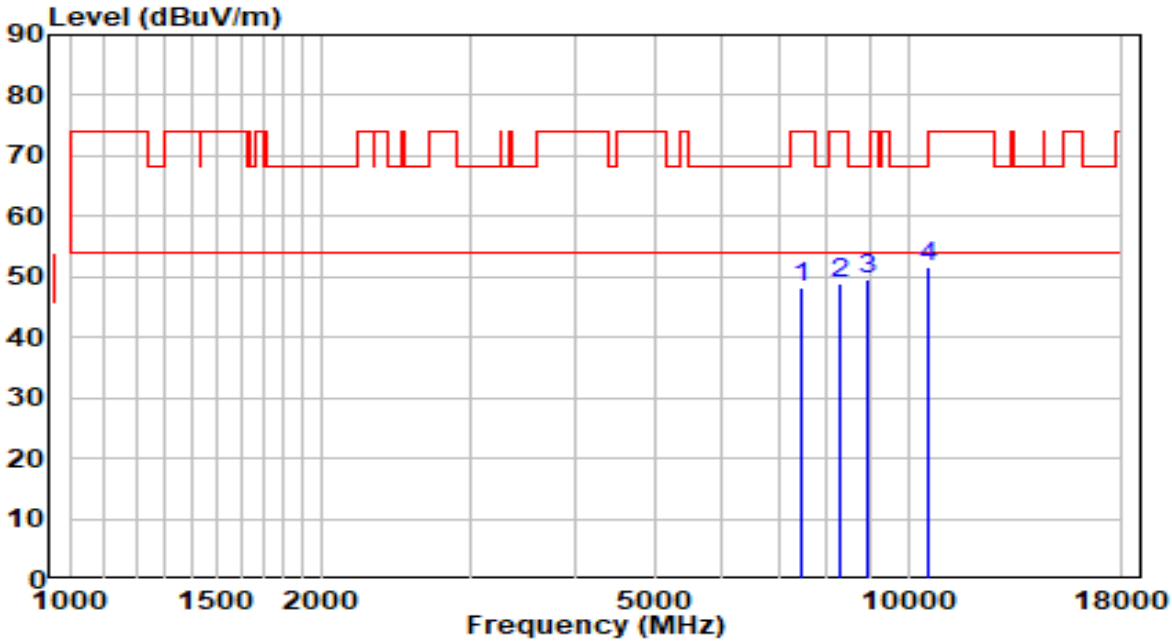

No		Frequency (MHz)	Reading (dBuV)	C.F (dB)	Measurement (dBuV/m)	Margin (dB)	Limit (dBuV/m)	Remark (QP/PK/AV)
1		7477.000	36.47	11.65	48.12	-25.88	74.00	Peak
2		8310.000	36.28	12.48	48.77	-25.23	74.00	Peak
3		8922.000	36.19	13.49	49.68	-18.52	68.20	Peak
4	*	10537.000	34.42	17.12	51.54	-16.66	68.20	Peak

Note:

1. " *", means this data is the worst emission level.
2. C.F (Correction Factor) = Antenna Factor (dB)+ Cable Loss (dB)– Preamplifier(dB).
3. Measurement(dBuV/m) = Reading(dBuV) + C.F (Correction Factor).
4.The emission levels of other frequencies are very lower than the limit and not show in test report.

EUT	AC750 Wi-Fi Range Extender	Date of Test	2020-12-16
Factor	BBHA 9120D (1GHz~18GHz)	Temp. / Humidity	25.8°C/35.5%
Polarity	Horizontal	Site / Test Engineer	AC1 / Jay Chou
Test Mode	Transmit by 802.11ac-VHT80 at Channel 5610MHz	Test Voltage	120V/60Hz

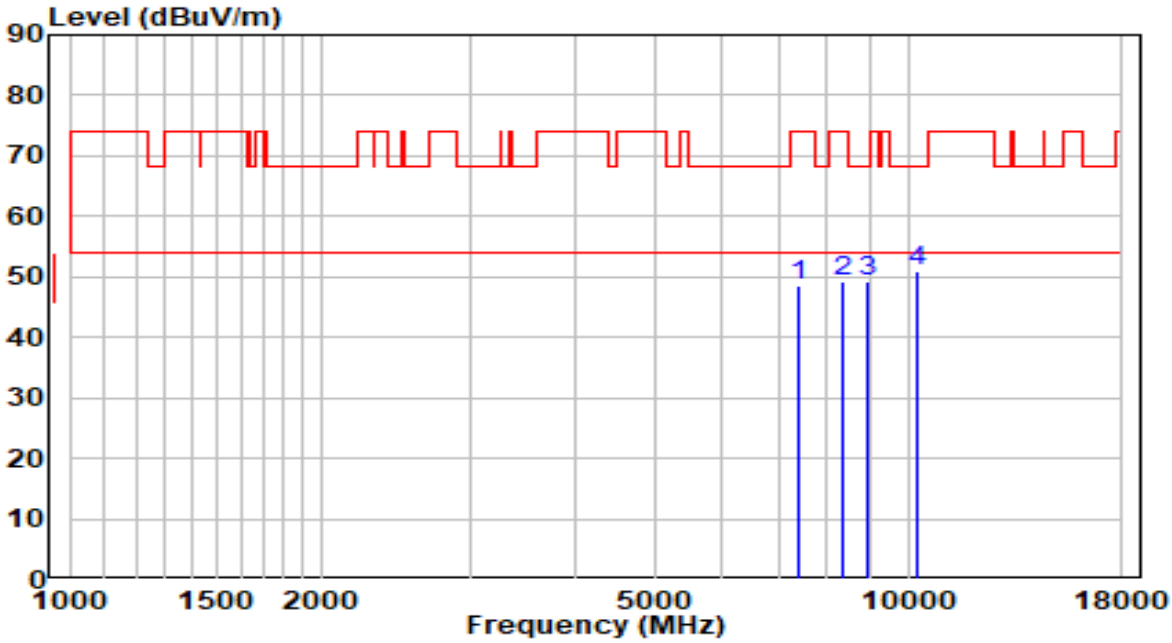

No		Frequency (MHz)	Reading (dBuV)	C.F (dB)	Measurement (dBuV/m)	Margin (dB)	Limit (dBuV/m)	Remark (QP/PK/AV)
1		7409.000	37.18	11.46	48.64	-25.36	74.00	Peak
2		8327.000	36.86	12.48	49.34	-24.66	74.00	Peak
3		8956.000	35.79	13.57	49.36	-18.84	68.20	Peak
4	*	10231.000	34.87	16.15	51.02	-17.18	68.20	Peak

Note:

1. " *", means this data is the worst emission level.
2. C.F (Correction Factor) = Antenna Factor (dB)+ Cable Loss (dB)– Preamplifier(dB).
3. Measurement(dBuV/m) = Reading(dBuV) + C.F (Correction Factor).
4.The emission levels of other frequencies are very lower than the limit and not show in test report.

EUT	AC750 Wi-Fi Range Extender	Date of Test	2020-12-16
Factor	BBHA 9120D (1GHz~18GHz)	Temp. / Humidity	25.8°C/35.5%
Polarity	Vertical	Site / Test Engineer	AC1 / Jay Chou
Test Mode	Transmit by 802.11ac-VHT80 at Channel 5610MHz	Test Voltage	120V/60Hz

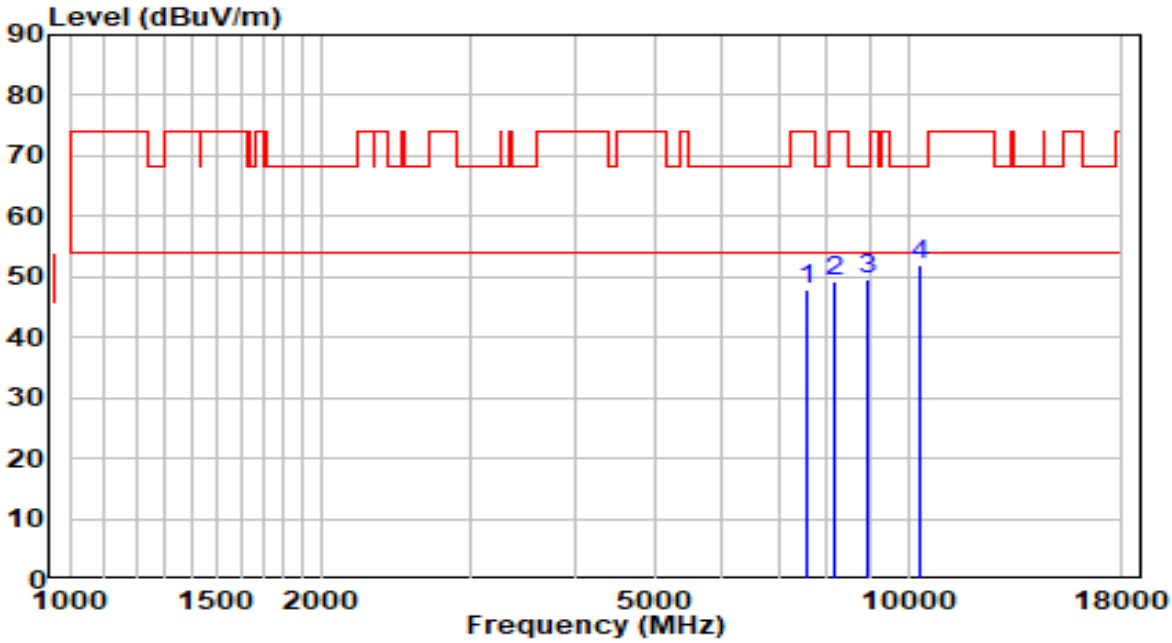

No		Frequency (MHz)	Reading (dBuV)	C.F (dB)	Measurement (dBuV/m)	Margin (dB)	Limit (dBuV/m)	Remark (QP/PK/AV)
1		7562.000	36.05	11.82	47.87	-26.13	74.00	Peak
2		8157.000	36.88	12.51	49.38	-24.62	74.00	Peak
3		8973.000	35.85	13.61	49.47	-18.73	68.20	Peak
4	*	10367.000	35.39	16.62	52.00	-16.20	68.20	Peak

Note:

1. " *", means this data is the worst emission level.
2. C.F (Correction Factor) = Antenna Factor (dB)+ Cable Loss (dB)– Preamplifier(dB).
3. Measurement(dBuV/m) = Reading(dBuV) + C.F (Correction Factor).
4.The emission levels of other frequencies are very lower than the limit and not show in test report.

EUT	AC750 Wi-Fi Range Extender	Date of Test	2020-12-16
Factor	BBHA 9120D (1GHz~18GHz)	Temp. / Humidity	25.8°C/35.5%
Polarity	Horizontal	Site / Test Engineer	AC1 / Jay Chou
Test Mode	Transmit by 802.11ac-VHT80 at Channel 5775MHz	Test Voltage	120V/60Hz

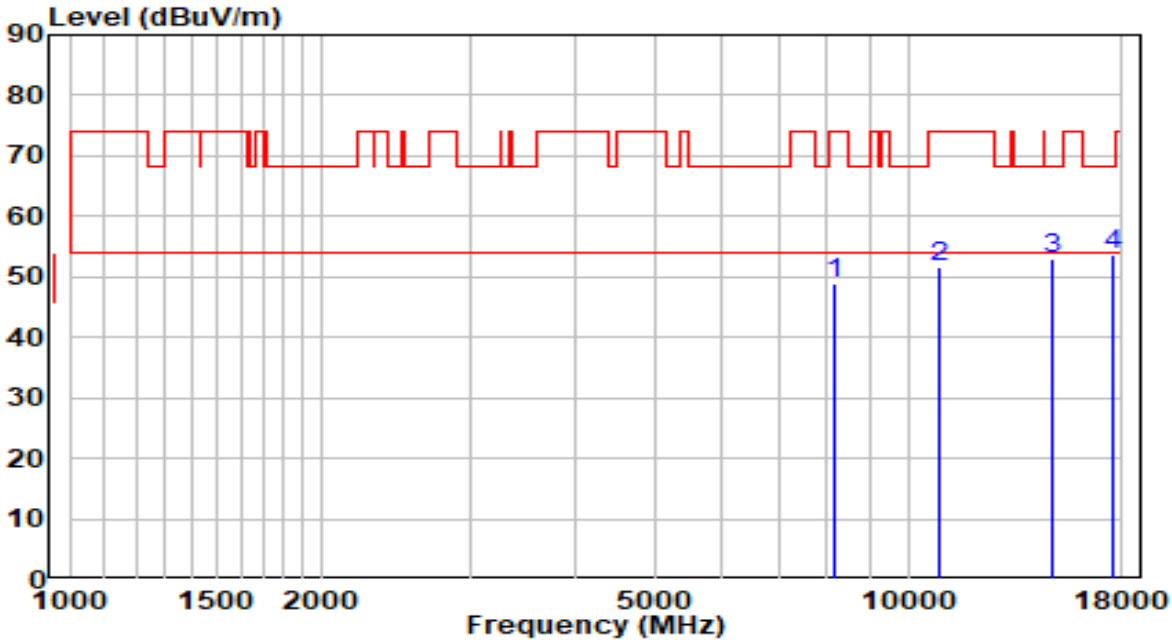

No		Frequency (MHz)	Reading (dBuV)	C.F (dB)	Measurement (dBuV/m)	Margin (dB)	Limit (dBuV/m)	Remark (QP/PK/AV)
1		8157.000	36.38	12.51	48.88	-25.12	74.00	Peak
2		10894.000	33.93	17.63	51.56	-22.44	74.00	Peak
3		14838.000	31.45	21.45	52.90	-15.30	68.20	Peak
4	*	17524.000	22.93	30.71	53.64	-14.56	68.20	Peak

Note:

1. " *", means this data is the worst emission level.
2. C.F (Correction Factor) = Antenna Factor (dB)+ Cable Loss (dB)– Preamplifier(dB).
3. Measurement(dBuV/m) = Reading(dBuV) + C.F (Correction Factor).
4.The emission levels of other frequencies are very lower than the limit and not show in test report.

EUT	AC750 Wi-Fi Range Extender	Date of Test	2020-12-16
Factor	BBHA 9120D (1GHz~18GHz)	Temp. / Humidity	25.8°C/35.5%
Polarity	Vertical	Site / Test Engineer	AC1 / Jay Chou
Test Mode	Transmit by 802.11ac-VHT80 at Channel 5775MHz	Test Voltage	120V/60Hz

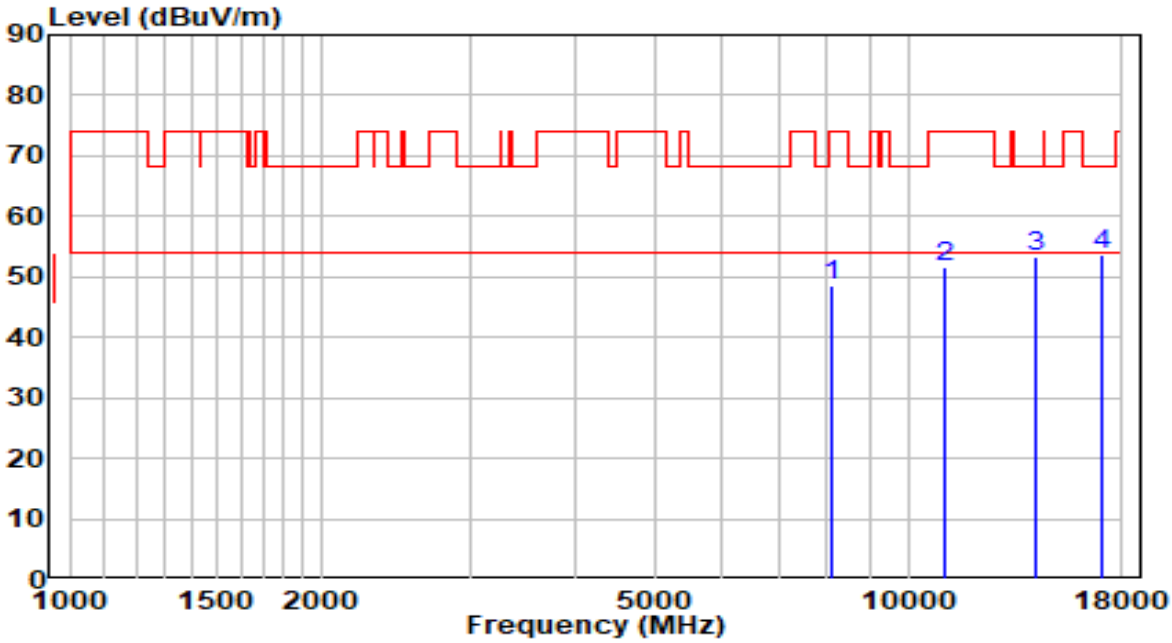

No		Frequency (MHz)	Reading (dBuV)	C.F (dB)	Measurement (dBuV/m)	Margin (dB)	Limit (dBuV/m)	Remark (QP/PK/AV)
1		8089.000	36.14	12.52	48.66	-25.34	74.00	Peak
2		11081.000	33.71	17.89	51.60	-22.40	74.00	Peak
3		14192.000	31.78	21.46	53.23	-14.97	68.20	Peak
4	*	17014.000	27.80	25.75	53.55	-14.65	68.20	Peak

Note:

1. " *", means this data is the worst emission level.
2. C.F (Correction Factor) = Antenna Factor (dB)+ Cable Loss (dB)– Preamplifier(dB).
3. Measurement(dBuV/m) = Reading(dBuV) + C.F (Correction Factor).
4.The emission levels of other frequencies are very lower than the limit and not show in test report.

The worst case of Radiated Emission below 1GHz:

EUT	AC750 Wi-Fi Range Extender	Date of Test	2021-03-17
Factor	VULB 9162 (30MHz~8GHz) + 6dB Attenuator_2020	Temp. / Humidity	22.6°C /33.6%
Polarity	Horizontal	Site / Test Engineer	AC1 / Jay Chou
Test Mode	Transmit by 802.11a at channel 5260MHz	Test Voltage	120V/60Hz

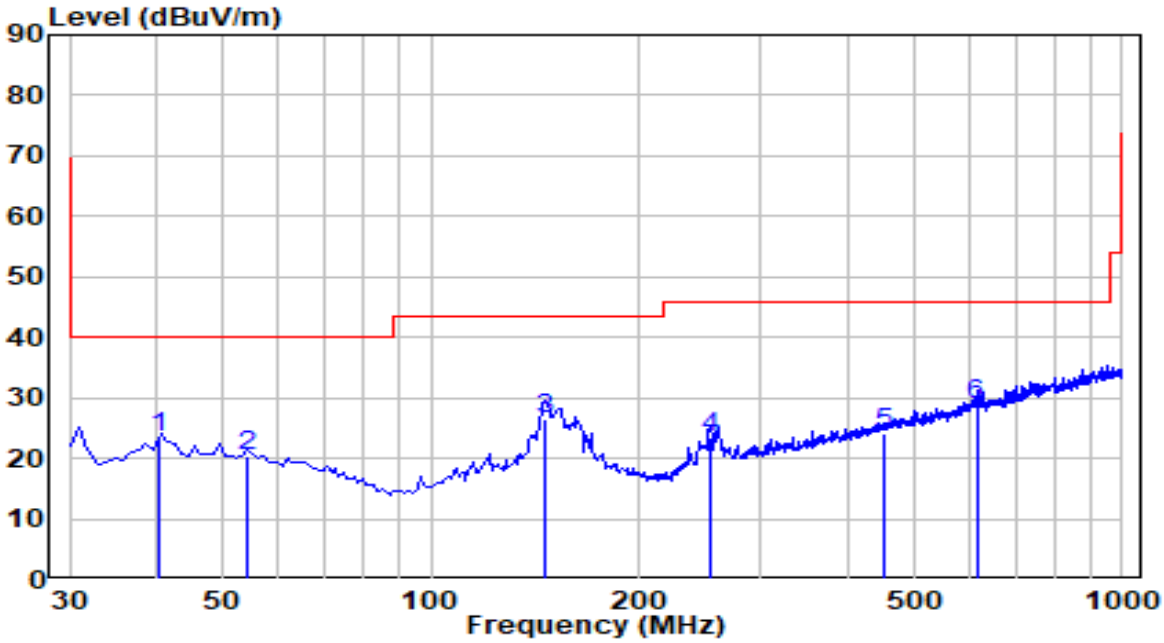

No		Frequency (MHz)	Reading (dBuV)	C.F (dB)	Measurement (dBuV/m)	Margin (dB)	Limit (dBuV/m)	Remark (QP/PK/AV)
1	*	40.370	2.16	21.12	23.28	-16.72	40.00	QP
2		54.190	-0.88	21.28	20.40	-19.60	40.00	QP
3		146.190	10.64	16.00	26.64	-16.86	43.50	QP
4		252.900	2.73	20.55	23.28	-22.72	46.00	QP
5		453.760	-0.72	24.99	24.27	-21.73	46.00	QP
6		615.380	0.84	28.05	28.89	-17.11	46.00	QP

Note:

1. " *", means this data is the worst emission level.
2. C.F (Correction Factor) = Antenna Factor (dB)+ Cable Loss (dB).
3. Measurement(dBuV/m) = Reading(dBuV) + C.F (Correction Factor).
4. The emission levels of other frequencies are very lower than the limit and not show in test report.
5. The amplitude of Radiated emissions (the test frequency range: 9kHz ~ 30MHz, 18GHz ~ 40GHz), is that proximity to ambient noise, which also are attenuated more than 20 dB below the permissible value. Therefore, the data is not presented in the report.

EUT		Date of Test	2021-03-17
Factor	VULB 9162 (30MHz~8GHz) + 6dB Attenuator_2020	Temp. / Humidity	22.6°C /33.6%
Polarity	Vertical	Site / Test Engineer	AC1 / Jay Chou
Test Mode	Transmit by 802.11a at channel 5260MHz	Test Voltage	120V/60Hz

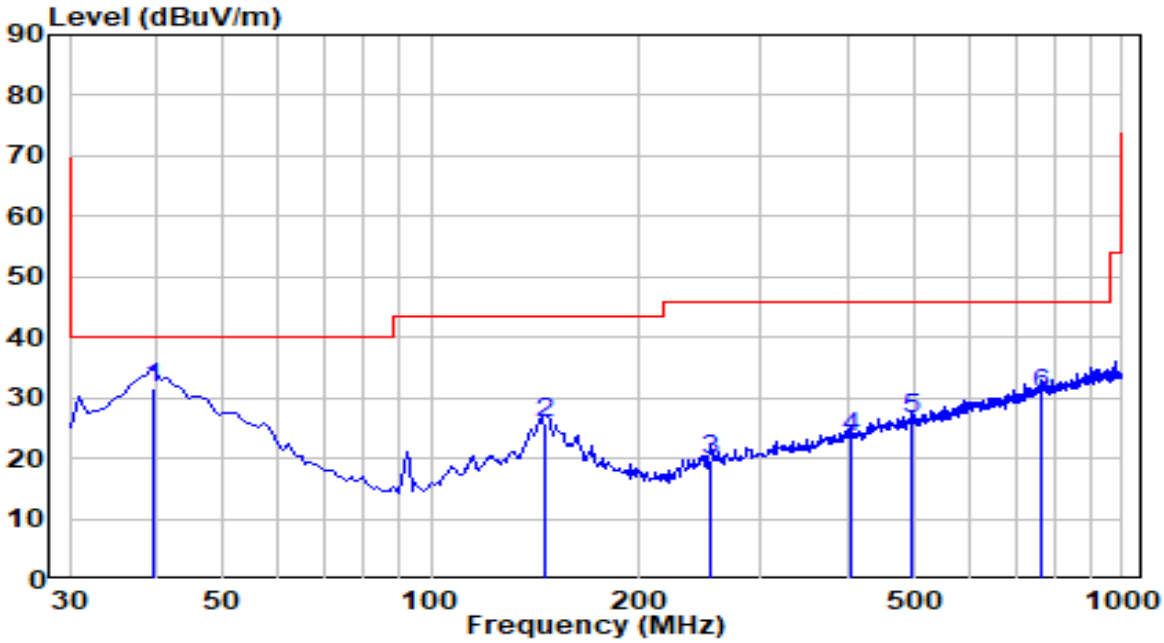

No		Frequency (MHz)	Reading (dBuV)	C.F (dB)	Measurement (dBuV/m)	Margin (dB)	Limit (dBuV/m)	Remark (QP/PK/AV)
1	*	39.580	10.56	20.91	31.47	-8.53	40.00	QP
2		146.140	9.68	16.00	25.68	-17.82	43.50	QP
3		254.560	-0.97	20.55	19.58	-26.42	46.00	QP
4		405.290	-0.70	24.15	23.45	-22.55	46.00	QP
5		494.560	0.35	26.08	26.43	-19.57	46.00	QP
6		766.130	0.41	30.24	30.65	-15.35	46.00	QP

Note:

1. " *", means this data is the worst emission level.
2. C.F (Correction Factor) = Antenna Factor (dB)+ Cable Loss (dB).
3. Measurement(dBuV/m) = Reading(dBuV) + C.F (Correction Factor).
4. The emission levels of other frequencies are very lower than the limit and not show in test report.
5. The amplitude of Radiated emissions (the test frequency range: 9kHz ~ 30MHz, 18GHz ~ 40GHz), is that proximity to ambient noise, which also are attenuated more than 20 dB below the permissible value. Therefore, the data is not presented in the report.

7.9. Radiated Restricted Band Edge Measurement

7.9.1.Test Limit

For 15.205 requirement:

Radiated emissions which fall in the restricted bands, as defined in Section 15.205(a) of FCC part 15, must also comply with the radiated emission limits specified in Section 15.209(a).

Frequency (MHz)	Frequency (MHz)	Frequency (MHz)	Frequency (GHz)
0.090 - 0.110	16.42-16.423	399.9 - 410	4.5-5.15
[1] 0.495 - 0.505	16.69475-16.69525	608 - 614	5.35-5.46
2.1735-2.1905	16.80425-16.80475	960 - 1240	7.25-7.75
4.125-4.128	25.5 -25.67	1300 - 1427	8.025 - 8.5
4.17725-4.17775	37.5-38.25	1435-1626.5	9.0-9.2
4.20725-4.20775	73-74.6	1645.5-1646.5	9.3-9.5
6.215-6.218	74.8-75.2	1660 - 1710	10.6-12.7
6.26775-6.26825	108-121.94	1718.8-1722.2	13.25-13.4
6.31175-6.31225	123 - 138	2200 - 2300	14.47-14.5
8.291-8.294	149.9-150.05	2310 - 2390	15.35-16.2
8.362-8.366	156.52475-156.525	2483.5 - 2500	17.7-21.4
8.37625-8.38675	156.7-156.9	2690 - 2900	22.01-23.12
8.41425-8.41475	162.0125-167.17	3260 - 3267	23.6-24.0
12.29-12.293	167.72-173.2	3332 - 3339	31.2-31.8
12.51975-12.52025	240 - 285	3345.8 - 3358	36.43-36.5
12.57675-12.57725	322-335.4	3600 - 4400	([2])
13.36-13.41	--	--	--

For 15.407(b) requirement:

For transmitters operating in the 5.15-5.25 GHz band: All emissions outside of the 5.15-5.35 GHz band shall not exceed an e.i.r.p. of -27 dBm/MHz.

For transmitters operating in the 5.25-5.35 GHz band: All emissions outside of the 5.15-5.35 GHz band shall not exceedan e.i.r.p. of -27 dBm/MHz.

For transmitters operating in the 5.47-5.725 GHz band: All emissions outside of the 5.47-5.725 GHz band shall not exceed an e.i.r.p. of -27 dBm/MHz.

For transmitters operating in the 5.725-5.85 GHz band: All emissions shall be limited to a level of −27 dBm/MHz at 75 MHz or more above or below the band edge increasinglinearly to 10 dBm/MHz at 25 MHz above or below the band edge, and from 25 MHz above or below the band edge

increasinglinearly to a level of 15.6 dBm/MHz at 5 MHz above or below the band edge, and from 5 MHz above or below the band edgeincreasing linearly to a level of 27 dBm/MHz at the band edge.

Refer to KDB 789033 D02v02r01 G)2)c), as specified in § 15.407(b), emissions above 1000 MHz that are outside of the restricted bands are subject to a maximum emission limit of -27 dBm/MHz (or -17 dBm/MHz as specified in § 15.407(b)(4)). However, an out-of-band emission that complies with both the peak and average limits of § 15.209 is not required to satisfy the -27 dBm/MHz or -17 dBm/MHz maximum emission limit.

All out of band emissions appearing in a restricted band as specified in Section 15.205 of the Title 47CFR must not exceed the limits shown in Table per Section 15.209.

FCC Part 15 Subpart C Paragraph 15.209		
Frequency [MHz]	Field Strength [uV/m]	Measured Distance [Meters]
0.009 - 0.490	2400/F (kHz)	300
0.490 - 1.705	24000/F (kHz)	30
1.705 - 30	30	30
30 - 88	100	3
88 - 216	150	3
216 - 960	200	3
Above 960	500	3

7.9.2.Test Procedure Used

KDB 789033 D02v02r01- Section G

7.9.3.Test Setting

Peak Measurements above 1GHz

1. Analyzer center frequency was set to the frequency of the radiated spurious emission of interest
2. RBW = 1MHz
3. VBW = 3MHz
4. Detector = peak
5. Sweep time = auto couple
6. Trace mode = max hold
7. Trace was allowed to stabilize

Average Measurements above 1GHz (Method VB)

1. Analyzer center frequency was set to the frequency of the radiated spurious emission of interest

2. RBW = 1MHz

3. VBWIf the EUT is configured to transmit with duty cycle ≥ 98%, set VBW ≤ RBW/100 (i.e., 10 kHz) but not less than 10 Hz. If the EUT duty cycle is < 98%, set VBW ≥ 1/T.

4. Detector = Peak

5. Sweep time = auto

6. Allow max hold to run for at least 50 traces if the transmitted signal is continuous or has at least 98% duty cycle. For lower duty cycles, increase the minimum number of traces by a factor of 1/x, where x is the duty cycle.

7.9.4.Test Setup

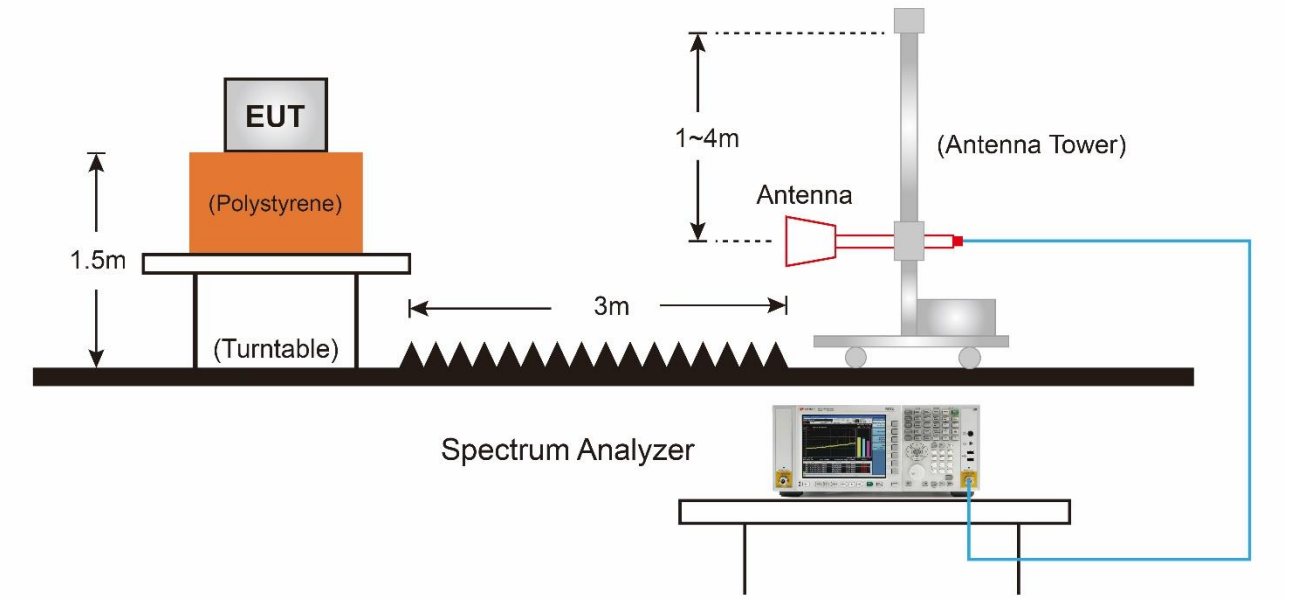

7.9.5.Test Result

EUT	AC750 Wi-Fi Range Extender	Date of Test	2020-11-12
Factor	BBHA 9120D (1GHz~18GHz)	Temp. / Humidity	26.3°C/36.3%
Polarity	Horizontal	Site / Test Engineer	AC1 / Jay Chou
Test Mode	Transmit by 802.11a at Channel 5180MHz	Test Voltage	120V/60Hz

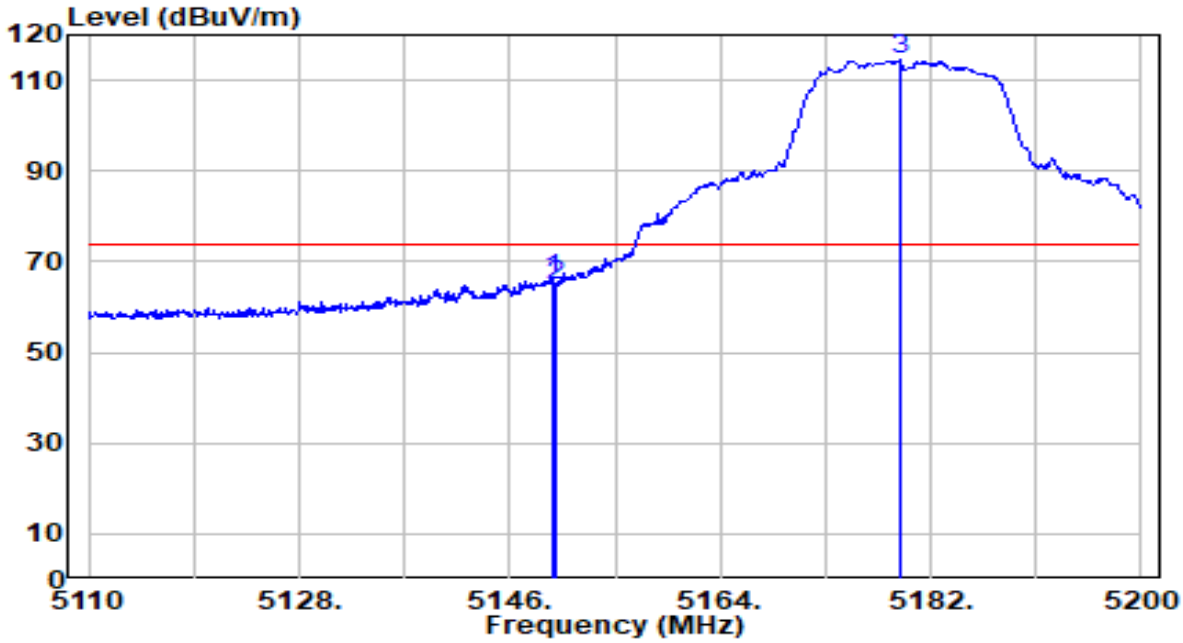

No		Frequency (MHz)	Reading (dBuV)	C.F (dB)	Measurement (dBuV/m)	Margin (dB)	Limit (dBuV/m)	Remark (QP/PK/AV)
1		5149.780	46.25	19.91	66.15	-7.85	74.00	Peak
2		5150.000	44.80	19.91	64.71	-9.29	74.00	Peak
3	*	5179.390	94.43	19.94	114.37	N/A	N/A	Peak

Note:

1. " *", means this data is the worst emission level.
2. C.F (Correction Factor) = Antenna Factor (dB)+ Cable Loss (dB)+ 16(dB) Attenuation– Preamplifier(dB).
3. Measurement(dBuV/m) = Reading(dBuV) + C.F (Correction Factor).
4.The emission levels of other frequencies are very lower than the limit and not show in test report.

EUT	AC750 Wi-Fi Range Extender	Date of Test	2020-11-12
Factor	BBHA 9120D (1GHz~18GHz)	Temp. / Humidity	26.3°C/36.3%
Polarity	Horizontal	Site / Test Engineer	AC1 / Jay Chou
Test Mode	Transmit by 802.11a at Channel 5180MHz	Test Voltage	120V/60Hz

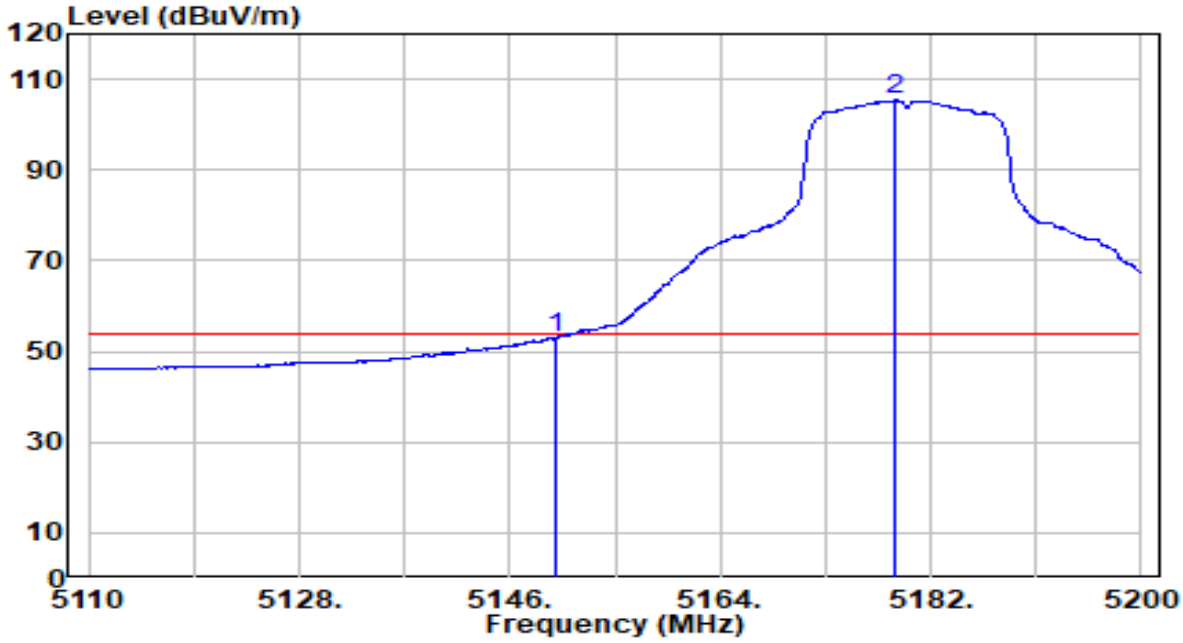

No		Frequency (MHz)	Reading (dBuV)	C.F (dB)	Measurement (dBuV/m)	Margin (dB)	Limit (dBuV/m)	Remark (QP/PK/AV)
1		5150.000	33.03	19.91	52.94	-1.06	54.00	Average
2	*	5179.030	85.36	19.94	105.30	N/A	N/A	Average

Note:

1. " *", means this data is the worst emission level.
2. C.F (Correction Factor) = Antenna Factor (dB)+ Cable Loss (dB)+ 16(dB) Attenuation– Preamplifier(dB).
3. Measurement(dBuV/m) = Reading(dBuV) + C.F (Correction Factor).
4.The emission levels of other frequencies are very lower than the limit and not show in test report.

EUT	AC750 Wi-Fi Range Extender	Date of Test	2020-11-12
Factor	BBHA 9120D (1GHz~18GHz)	Temp. / Humidity	26.3°C/36.3%
Polarity	Vertical	Site / Test Engineer	AC1 / Jay Chou
Test Mode	Transmit by 802.11a at Channel 5180MHz	Test Voltage	120V/60Hz

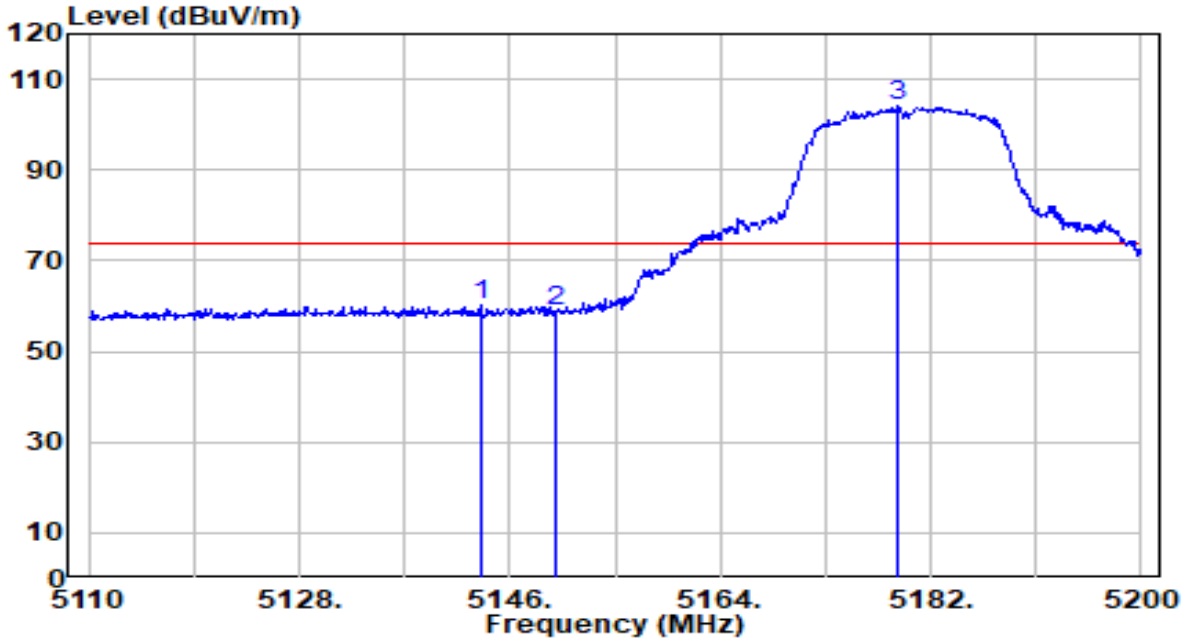

No		Frequency (MHz)	Reading (dBuV)	C.F (dB)	Measurement (dBuV/m)	Margin (dB)	Limit (dBuV/m)	Remark (QP/PK/AV)
1		5143.480	40.21	19.90	60.11	-13.89	74.00	Peak
2		5150.000	38.94	19.91	58.84	-15.16	74.00	Peak
3	*	5179.210	83.99	19.94	103.93	N/A	N/A	Peak

Note:

1. " *", means this data is the worst emission level.
2. C.F (Correction Factor) = Antenna Factor (dB)+ Cable Loss (dB)+ 16(dB) Attenuation– Preamplifier(dB).
3. Measurement(dBuV/m) = Reading(dBuV) + C.F (Correction Factor).
4.The emission levels of other frequencies are very lower than the limit and not show in test report.

EUT	AC750 Wi-Fi Range Extender	Date of Test	2020-11-12
Factor	BBHA 9120D (1GHz~18GHz)	Temp. / Humidity	26.3°C/36.3%
Polarity	Vertical	Site / Test Engineer	AC1 / Jay Chou
Test Mode	Transmit by 802.11a at Channel 5180MHz	Test Voltage	120V/60Hz

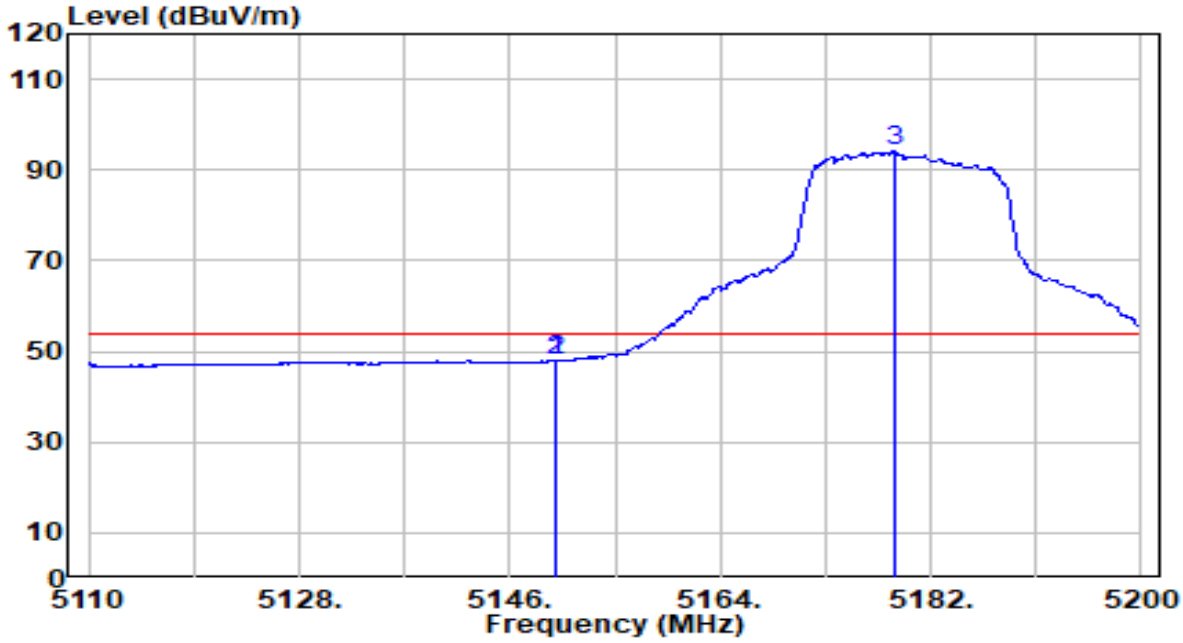

No		Frequency (MHz)	Reading (dBuV)	C.F (dB)	Measurement (dBuV/m)	Margin (dB)	Limit (dBuV/m)	Remark (QP/PK/AV)
1		5149.960	28.12	19.91	48.02	-5.98	54.00	Average
2		5150.000	28.12	19.91	48.02	-5.98	54.00	Average
3	*	5178.940	74.22	19.94	94.16	N/A	N/A	Average

Note:

1. " *", means this data is the worst emission level.
2. C.F (Correction Factor) = Antenna Factor (dB)+ Cable Loss (dB)+ 16(dB) Attenuation– Preamplifier(dB).
3. Measurement(dBuV/m) = Reading(dBuV) + C.F (Correction Factor).
4.The emission levels of other frequencies are very lower than the limit and not show in test report.

EUT	AC750 Wi-Fi Range Extender	Date of Test	2020-11-07
Factor	BBHA 9120D (1GHz~18GHz)	Temp. / Humidity	23.9°C/41%
Polarity	Horizontal	Site / Test Engineer	AC1 / Jay Chou
Test Mode	Transmit by 802.11a at Channel 5240MHz	Test Voltage	120V/60Hz

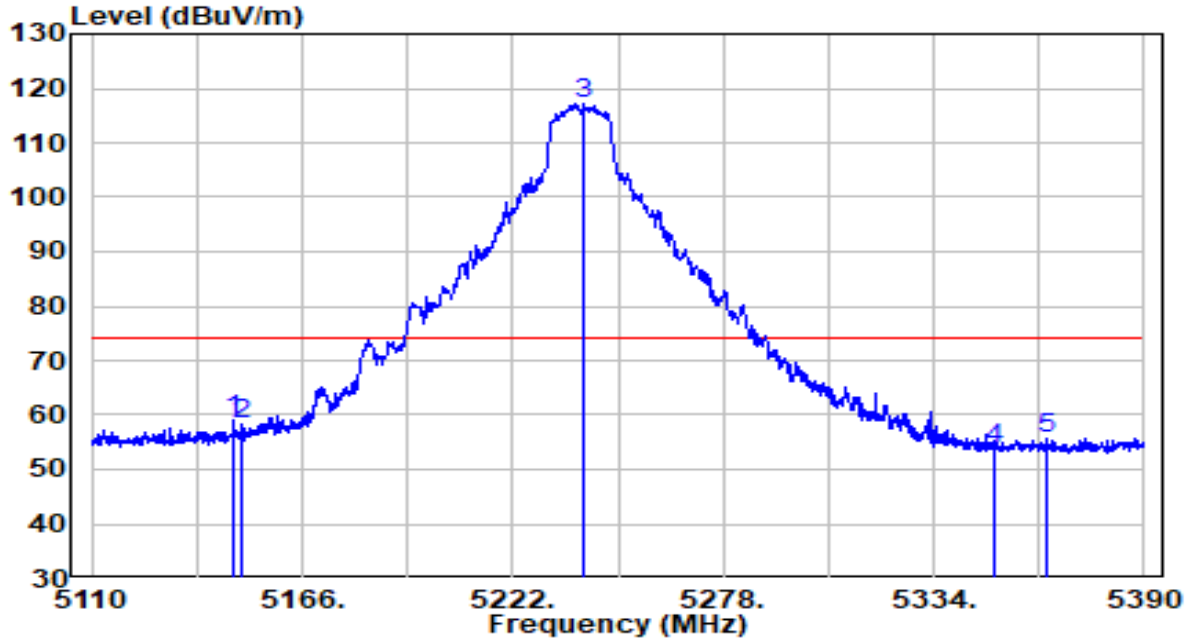

No		Frequency (MHz)	Reading (dBuV)	C.F (dB)	Measurement (dBuV/m)	Margin (dB)	Limit (dBuV/m)	Remark (QP/PK/AV)
1		5147.520	39.25	19.90	59.16	-14.84	74.00	Peak
2		5150.000	38.58	19.91	58.49	-15.51	74.00	Peak
3	*	5240.900	97.35	20.00	117.35	N/A	N/A	Peak
4		5350.000	33.58	20.11	53.69	-20.31	74.00	Peak
5		5364.380	35.48	20.13	55.61	-18.39	74.00	Peak

Note:

1. " *", means this data is the worst emission level.
2. C.F (Correction Factor) = Antenna Factor (dB)+ Cable Loss (dB)+ 16(dB) Attenuation– Preamplifier(dB).
3. Measurement(dBuV/m) = Reading(dBuV) + C.F (Correction Factor).
4.The emission levels of other frequencies are very lower than the limit and not show in test report.

EUT	AC750 Wi-Fi Range Extender	Date of Test	2020-11-07
Factor	BBHA 9120D (1GHz~18GHz)	Temp. / Humidity	23.9°C/41%
Polarity	Horizontal	Site / Test Engineer	AC1 / Jay Chou
Test Mode	Transmit by 802.11a at Channel 5240MHz	Test Voltage	120V/60Hz

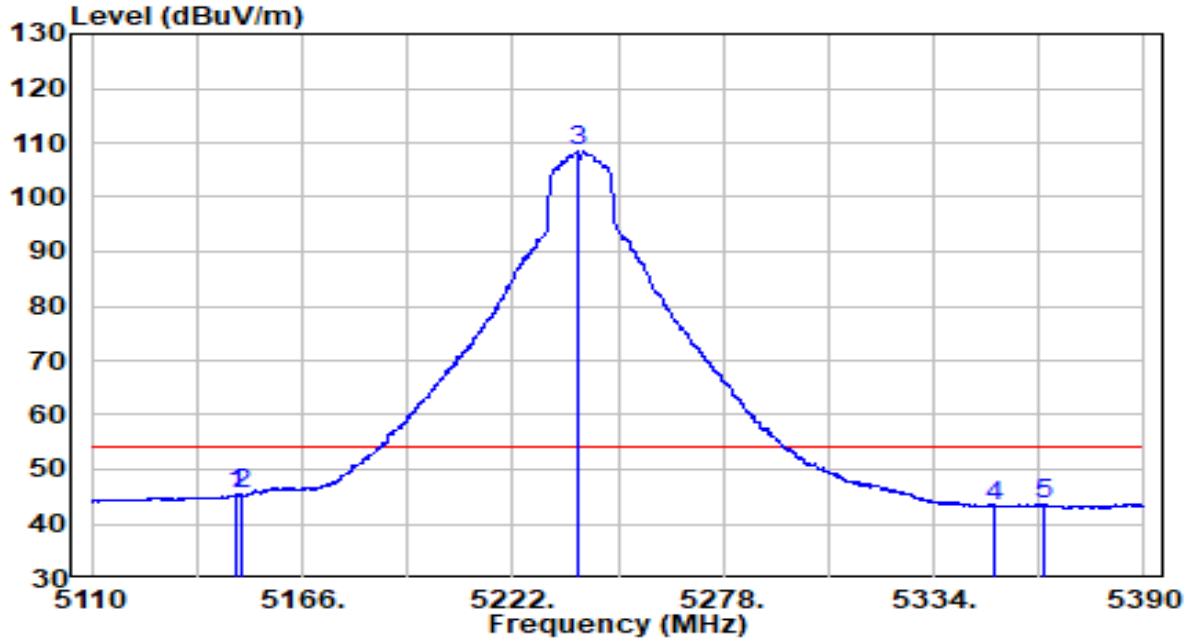

No		Frequency (MHz)	Reading (dBuV)	C.F (dB)	Measurement (dBuV/m)	Margin (dB)	Limit (dBuV/m)	Remark (QP/PK/AV)
1		5148.500	25.53	19.90	45.43	-8.57	54.00	Average
2		5150.000	25.39	19.91	45.30	-8.70	54.00	Average
3	*	5239.360	88.43	20.00	108.43	N/A	N/A	Average
4		5350.000	23.28	20.11	43.39	-10.61	54.00	Average
5		5363.260	23.44	20.13	43.56	-10.44	54.00	Average

Note:

1. " *", means this data is the worst emission level.
2. C.F (Correction Factor) = Antenna Factor (dB)+ Cable Loss (dB)+ 16(dB) Attenuation– Preamplifier(dB).
3. Measurement(dBuV/m) = Reading(dBuV) + C.F (Correction Factor).
4.The emission levels of other frequencies are very lower than the limit and not show in test report.

EUT	AC750 Wi-Fi Range Extender	Date of Test	2020-11-07
Factor	BBHA 9120D (1GHz~18GHz)	Temp. / Humidity	23.9°C/41%
Polarity	Vertical	Site / Test Engineer	AC1 / Jay Chou
Test Mode	Transmit by 802.11a at Channel 5240MHz	Test Voltage	120V/60Hz

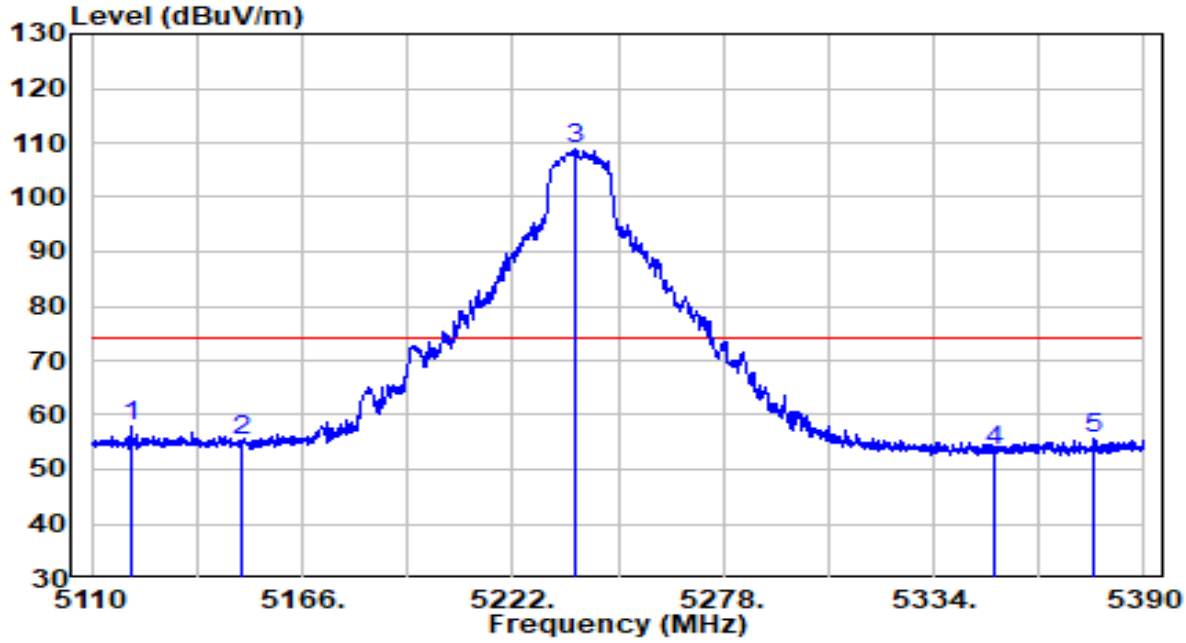

No		Frequency (MHz)	Reading (dBuV)	C.F (dB)	Measurement (dBuV/m)	Margin (dB)	Limit (dBuV/m)	Remark (QP/PK/AV)
1		5120.360	37.87	19.88	57.75	-16.25	74.00	Peak
2		5150.000	35.38	19.91	55.29	-18.71	74.00	Peak
3	*	5238.800	88.85	20.00	108.85	N/A	N/A	Peak
4		5350.000	33.28	20.11	53.40	-20.60	74.00	Peak
5		5376.840	35.44	20.14	55.58	-18.42	74.00	Peak

Note:

1. " *", means this data is the worst emission level.
2. C.F (Correction Factor) = Antenna Factor (dB)+ Cable Loss (dB)+ 16(dB) Attenuation– Preamplifier(dB).
3. Measurement(dBuV/m) = Reading(dBuV) + C.F (Correction Factor).
4.The emission levels of other frequencies are very lower than the limit and not show in test report.

EUT	AC750 Wi-Fi Range Extender	Date of Test	2020-11-07
Factor	BBHA 9120D (1GHz~18GHz)	Temp. / Humidity	23.9°C/41%
Polarity	Vertical	Site / Test Engineer	AC1 / Jay Chou
Test Mode	Transmit by 802.11a at Channel 5240MHz	Test Voltage	120V/60Hz

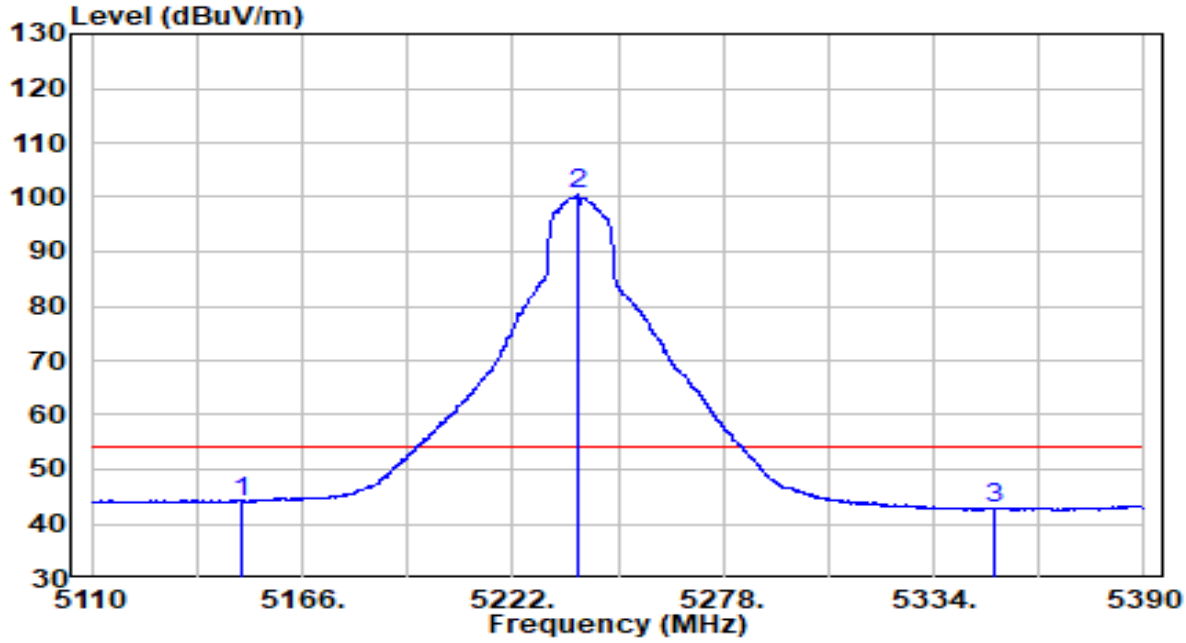

No		Frequency (MHz)	Reading (dBuV)	C.F (dB)	Measurement (dBuV/m)	Margin (dB)	Limit (dBuV/m)	Remark (QP/PK/AV)
1		5150.000	24.15	19.91	44.05	-9.95	54.00	Average
2	*	5239.220	80.38	20.00	100.38	N/A	N/A	Average
3		5350.000	22.62	20.11	42.74	-11.26	54.00	Average

Note:

1. " *", means this data is the worst emission level.
2. C.F (Correction Factor) = Antenna Factor (dB)+ Cable Loss (dB)+ 16(dB) Attenuation– Preamplifier(dB).
3. Measurement(dBuV/m) = Reading(dBuV) + C.F (Correction Factor).
4.The emission levels of other frequencies are very lower than the limit and not show in test report.

EUT	AC750 Wi-Fi Range Extender	Date of Test	2020-11-12
Factor	BBHA 9120D (1GHz~18GHz)	Temp. / Humidity	26.3°C/36.3%
Polarity	Horizontal	Site / Test Engineer	AC1 / Jay Chou
Test Mode	Transmit by 802.11a at Channel 5320MHz	Test Voltage	120V/60Hz

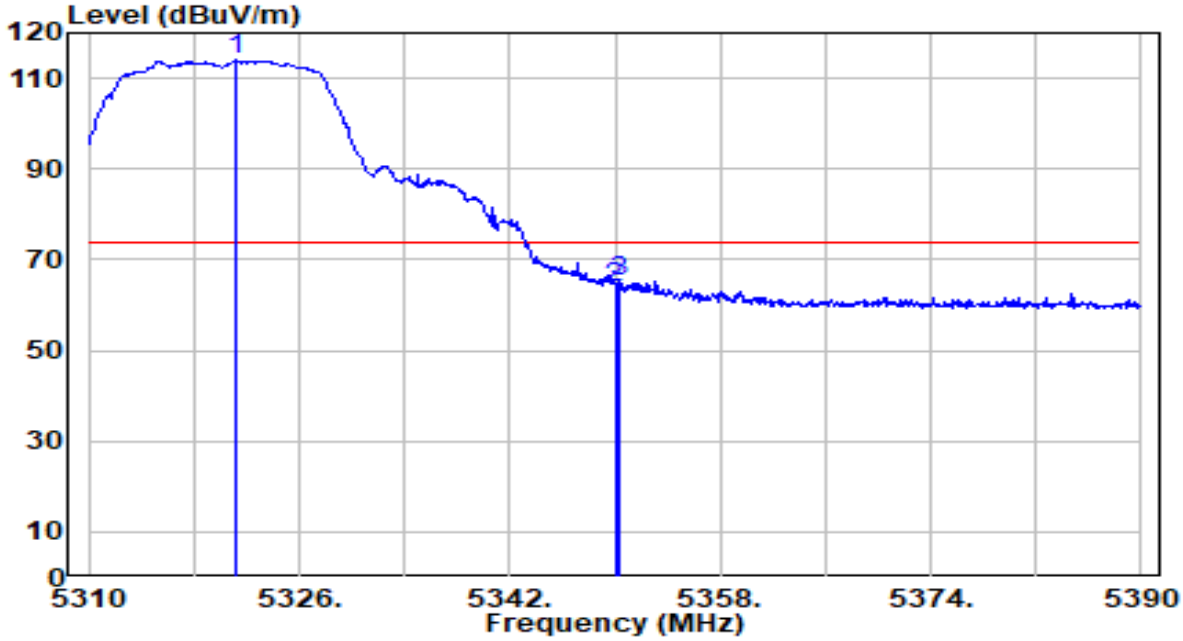

No		Frequency (MHz)	Reading (dBuV)	C.F (dB)	Measurement (dBuV/m)	Margin (dB)	Limit (dBuV/m)	Remark (QP/PK/AV)
1	*	5321.200	93.82	20.08	113.90	N/A	N/A	Peak
2		5350.000	43.75	20.11	63.87	-10.13	74.00	Peak
3		5350.400	45.18	20.11	65.29	-8.71	74.00	Peak

Note:

1. " *", means this data is the worst emission level.
2. C.F (Correction Factor) = Antenna Factor (dB)+ Cable Loss (dB)+ 16(dB) Attenuation– Preamplifier(dB).
3. Measurement(dBuV/m) = Reading(dBuV) + C.F (Correction Factor).
4.The emission levels of other frequencies are very lower than the limit and not show in test report.

EUT	AC750 Wi-Fi Range Extender	Date of Test	2020-11-12
Factor	BBHA 9120D (1GHz~18GHz)	Temp. / Humidity	26.3°C/36.3%
Polarity	Horizontal	Site / Test Engineer	AC1 / Jay Chou
Test Mode	Transmit by 802.11a at Channel 5320MHz	Test Voltage	120V/60Hz

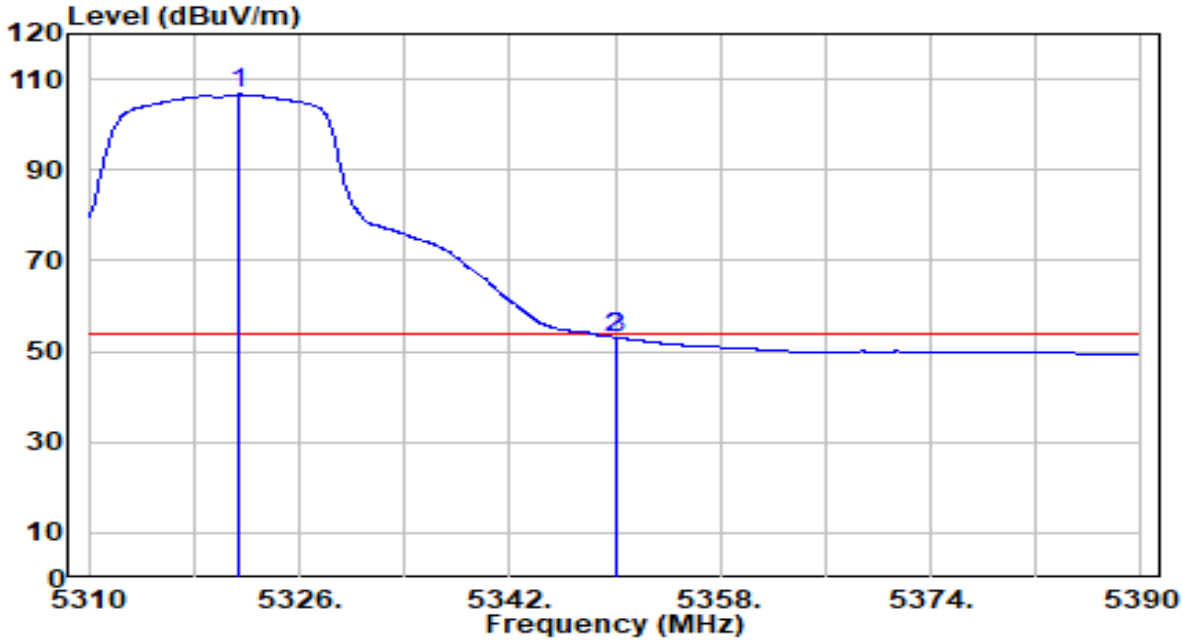

No		Frequency (MHz)	Reading (dBuV)	C.F (dB)	Measurement (dBuV/m)	Margin (dB)	Limit (dBuV/m)	Remark (QP/PK/AV)
1	*	5321.440	86.59	20.08	106.67	N/A	N/A	Average
2		5350.000	33.03	20.11	53.15	-0.85	54.00	Average
3		5350.080	33.06	20.11	53.17	-0.83	54.00	Average

Note:

1. " *", means this data is the worst emission level.
2. C.F (Correction Factor) = Antenna Factor (dB)+ Cable Loss (dB)+ 16(dB) Attenuation– Preamplifier(dB).
3. Measurement(dBuV/m) = Reading(dBuV) + C.F (Correction Factor).
4.The emission levels of other frequencies are very lower than the limit and not show in test report.

EUT	AC750 Wi-Fi Range Extender	Date of Test	2020-11-12
Factor	BBHA 9120D (1GHz~18GHz)	Temp. / Humidity	26.3°C/36.3%
Polarity	Horizontal	Site / Test Engineer	AC1 / Jay Chou
Test Mode	Transmit by 802.11a at Channel 5320MHz	Test Voltage	120V/60Hz

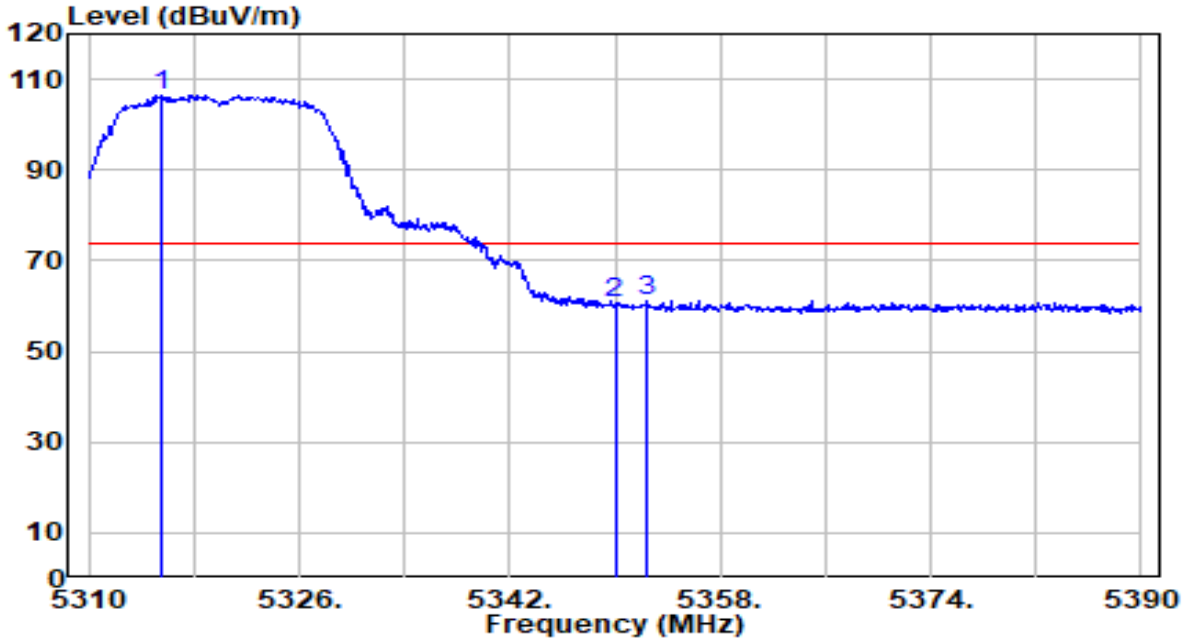

No		Frequency (MHz)	Reading (dBuV)	C.F (dB)	Measurement (dBuV/m)	Margin (dB)	Limit (dBuV/m)	Remark (QP/PK/AV)
1	*	5315.520	86.53	20.08	106.61	N/A	N/A	Peak
2		5350.000	40.51	20.11	60.62	-13.38	74.00	Peak
3		5352.480	41.11	20.12	61.23	-12.77	74.00	Peak

Note:

1. " *", means this data is the worst emission level.
2. C.F (Correction Factor) = Antenna Factor (dB)+ Cable Loss (dB)+ 16(dB) Attenuation– Preamplifier(dB).
3. Measurement(dBuV/m) = Reading(dBuV) + C.F (Correction Factor).
4.The emission levels of other frequencies are very lower than the limit and not show in test report.

EUT	AC750 Wi-Fi Range Extender	Date of Test	2020-11-12
Factor	BBHA 9120D (1GHz~18GHz)	Temp. / Humidity	26.3°C/36.3%
Polarity	Horizontal	Site / Test Engineer	AC1 / Jay Chou
Test Mode	Transmit by 802.11a at Channel 5320MHz	Test Voltage	120V/60Hz

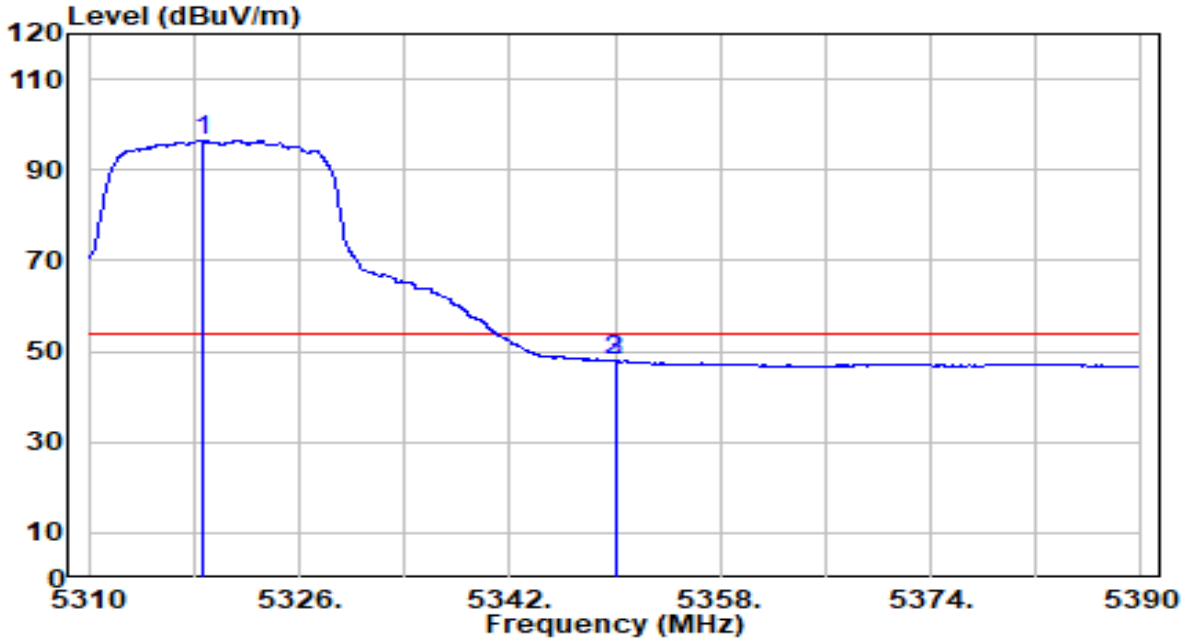

No		Frequency (MHz)	Reading (dBuV)	C.F (dB)	Measurement (dBuV/m)	Margin (dB)	Limit (dBuV/m)	Remark (QP/PK/AV)
1	*	5318.640	76.47	20.08	96.55	N/A	N/A	Average
2		5350.000	27.72	20.11	47.83	-6.17	54.00	Average
3		5350.000	27.72	20.11	47.83	-6.17	54.00	Average

Note:

1. " *", means this data is the worst emission level.
2. C.F (Correction Factor) = Antenna Factor (dB)+ Cable Loss (dB)+ 16(dB) Attenuation– Preamplifier(dB).
3. Measurement(dBuV/m) = Reading(dBuV) + C.F (Correction Factor).
4.The emission levels of other frequencies are very lower than the limit and not show in test report.

EUT	AC750 Wi-Fi Range Extender	Date of Test	2020-11-12
Factor	BBHA 9120D (1GHz~18GHz)	Temp. / Humidity	26.3°C/36.3%
Polarity	Horizontal	Site / Test Engineer	AC1 / Jay Chou
Test Mode	Transmit by 802.11a at Channel 5500MHz	Test Voltage	120V/60Hz

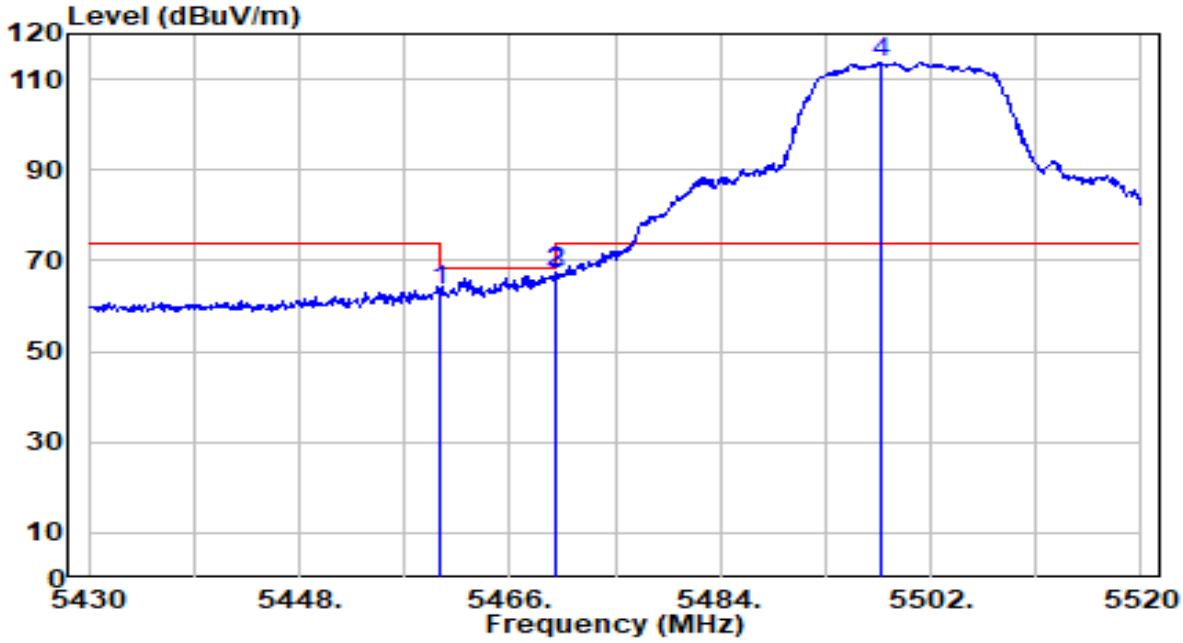

No		Frequency (MHz)	Reading (dBuV)	C.F (dB)	Measurement (dBuV/m)	Margin (dB)	Limit (dBuV/m)	Remark (QP/PK/AV)
1		5460.000	42.99	20.23	63.22	-4.98	68.20	Peak
2		5469.870	47.21	20.24	67.44	-0.76	68.20	Peak
3		5470.000	46.70	20.24	66.93	-1.27	68.20	Peak
4	*	5497.860	93.38	20.27	113.65	N/A	N/A	Peak

Note:

1. " *", means this data is the worst emission level.
2. C.F (Correction Factor) = Antenna Factor (dB)+ Cable Loss (dB)+ 16(dB) Attenuation– Preamplifier(dB).
3. Measurement(dBuV/m) = Reading(dBuV) + C.F (Correction Factor).
4.The emission levels of other frequencies are very lower than the limit and not show in test report.

EUT	AC750 Wi-Fi Range Extender	Date of Test	2020-11-12
Factor	BBHA 9120D (1GHz~18GHz)	Temp. / Humidity	26.3°C/36.3%
Polarity	Horizontal	Site / Test Engineer	AC1 / Jay Chou
Test Mode	Transmit by 802.11a at Channel 5500MHz	Test Voltage	120V/60Hz

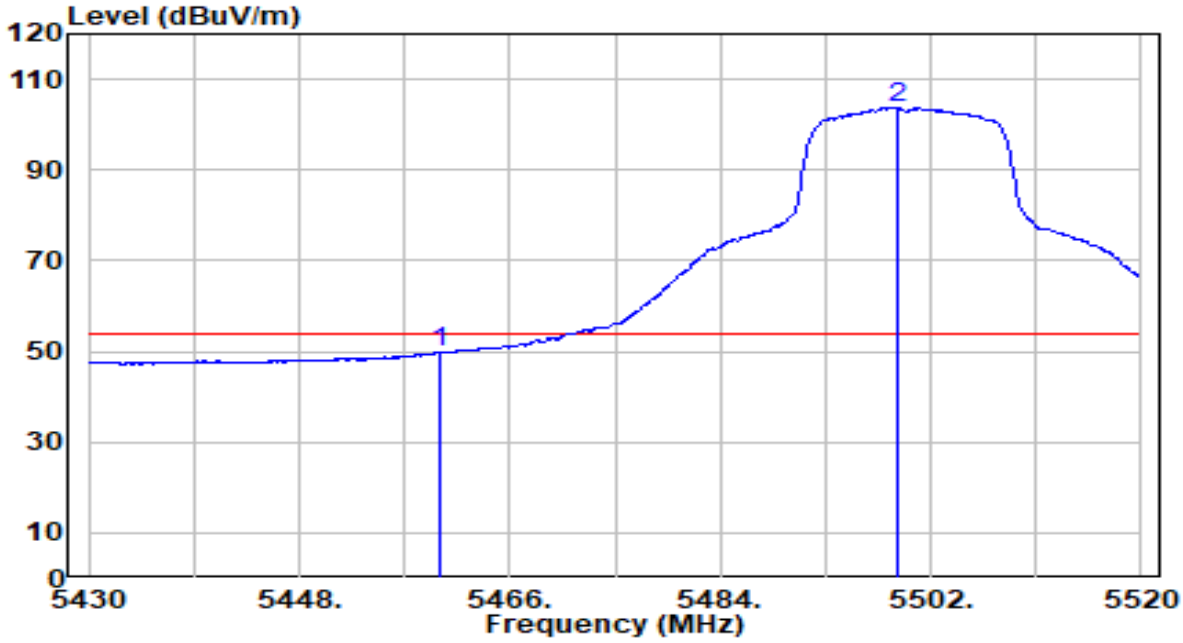

No		Frequency (MHz)	Reading (dBuV)	C.F (dB)	Measurement (dBuV/m)	Margin (dB)	Limit (dBuV/m)	Remark (QP/PK/AV)
1		5460.000	29.58	20.23	49.81	-4.19	54.00	Average
2	*	5499.210	83.56	20.27	103.83	N/A	N/A	Average

Note:

1. " *", means this data is the worst emission level.
2. C.F (Correction Factor) = Antenna Factor (dB)+ Cable Loss (dB)+ 16(dB) Attenuation– Preamplifier(dB).
3. Measurement(dBuV/m) = Reading(dBuV) + C.F (Correction Factor).
4.The emission levels of other frequencies are very lower than the limit and not show in test report.

EUT	AC750 Wi-Fi Range Extender	Date of Test	2020-11-12
Factor	BBHA 9120D (1GHz~18GHz)	Temp. / Humidity	26.3°C/36.3%
Polarity	Vertical	Site / Test Engineer	AC1 / Jay Chou
Test Mode	Transmit by 802.11a at Channel 5500MHz	Test Voltage	120V/60Hz

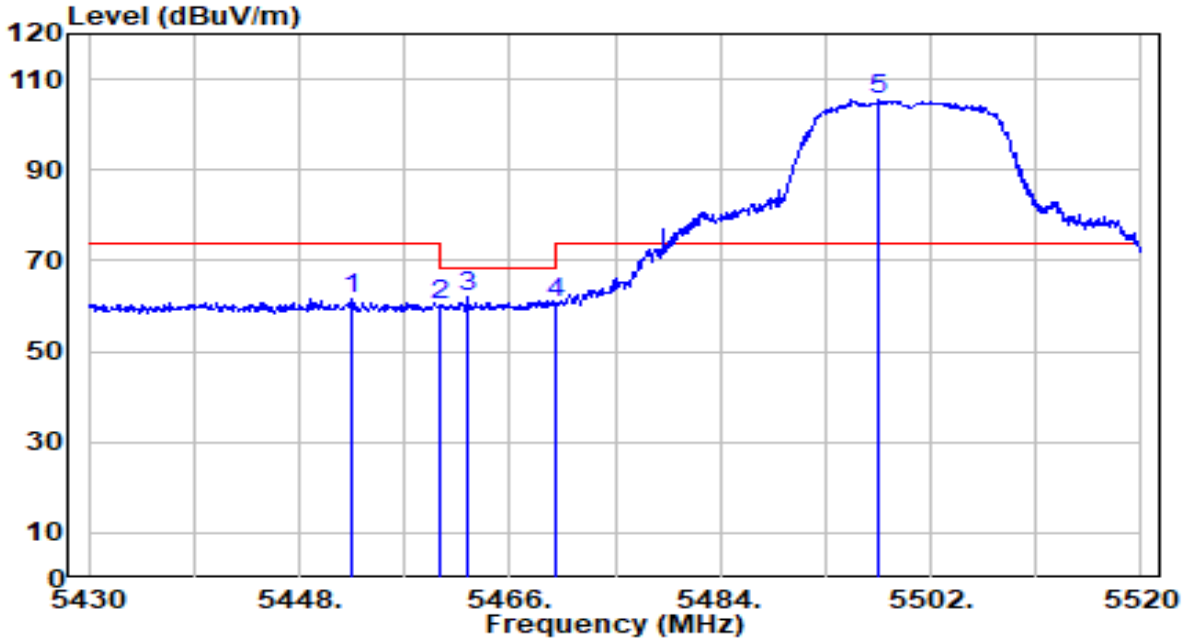

No		Frequency (MHz)	Reading (dBuV)	C.F (dB)	Measurement (dBuV/m)	Margin (dB)	Limit (dBuV/m)	Remark (QP/PK/AV)
1		5452.410	41.32	20.22	61.54	-12.46	74.00	Peak
2		5460.000	40.14	20.23	60.36	-7.84	68.20	Peak
3		5462.490	41.88	20.23	62.11	-6.09	68.20	Peak
4		5470.000	40.50	20.24	60.74	-7.46	68.20	Peak
5	*	5497.590	85.08	20.27	105.35	N/A	N/A	Peak

Note:

1. " *", means this data is the worst emission level.
2. C.F (Correction Factor) = Antenna Factor (dB)+ Cable Loss (dB)+ 16(dB) Attenuation– Preamplifier(dB).
3. Measurement(dBuV/m) = Reading(dBuV) + C.F (Correction Factor).
4.The emission levels of other frequencies are very lower than the limit and not show in test report.

EUT	AC750 Wi-Fi Range Extender	Date of Test	2020-11-12
Factor	BBHA 9120D (1GHz~18GHz)	Temp. / Humidity	26.3°C/36.3%
Polarity	Vertical	Site / Test Engineer	AC1 / Jay Chou
Test Mode	Transmit by 802.11a at Channel 5500MHz	Test Voltage	120V/60Hz

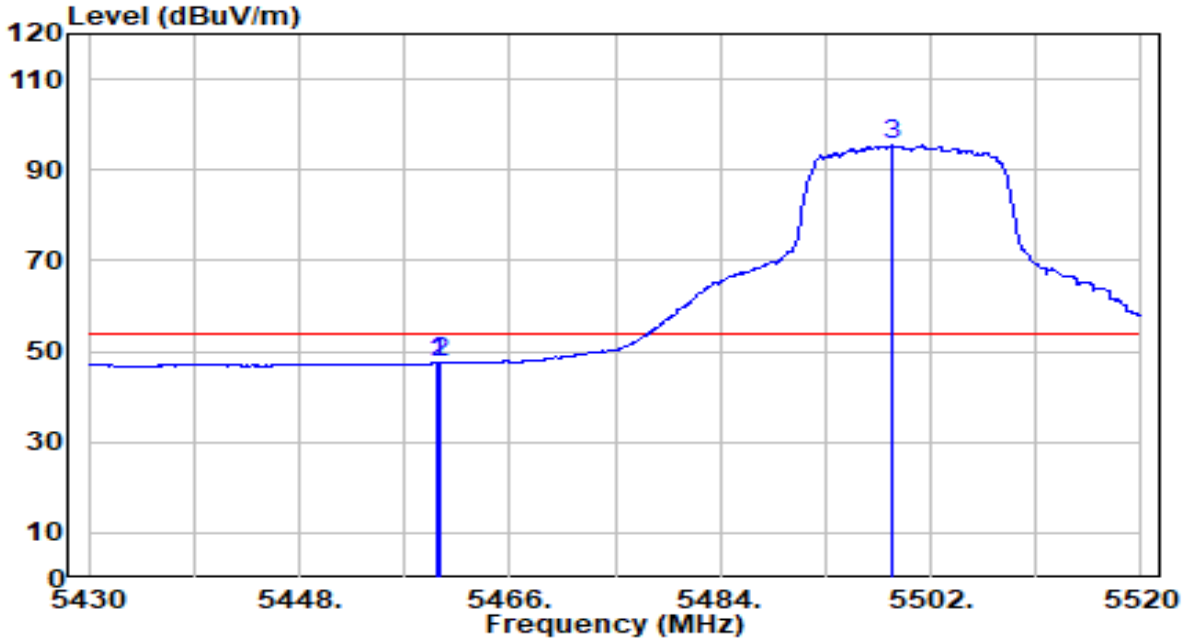

No		Frequency (MHz)	Reading (dBuV)	C.F (dB)	Measurement (dBuV/m)	Margin (dB)	Limit (dBuV/m)	Remark (QP/PK/AV)
1		5459.790	27.24	20.23	47.46	-6.54	54.00	Average
2		5460.000	27.24	20.23	47.47	-6.53	54.00	Average
3	*	5498.760	75.14	20.27	95.41	N/A	N/A	Average

Note:

1. " *", means this data is the worst emission level.
2. C.F (Correction Factor) = Antenna Factor (dB)+ Cable Loss (dB)+ 16(dB) Attenuation– Preamplifier(dB).
3. Measurement(dBuV/m) = Reading(dBuV) + C.F (Correction Factor).
4.The emission levels of other frequencies are very lower than the limit and not show in test report.

EUT	AC750 Wi-Fi Range Extender	Date of Test	2020-11-12
Factor	BBHA 9120D (1GHz~18GHz)	Temp. / Humidity	26.3°C/36.3%
Polarity	Horizontal	Site / Test Engineer	AC1 / Jay Chou
Test Mode	Transmit by 802.11a at Channel 5700MHz	Test Voltage	120V/60Hz

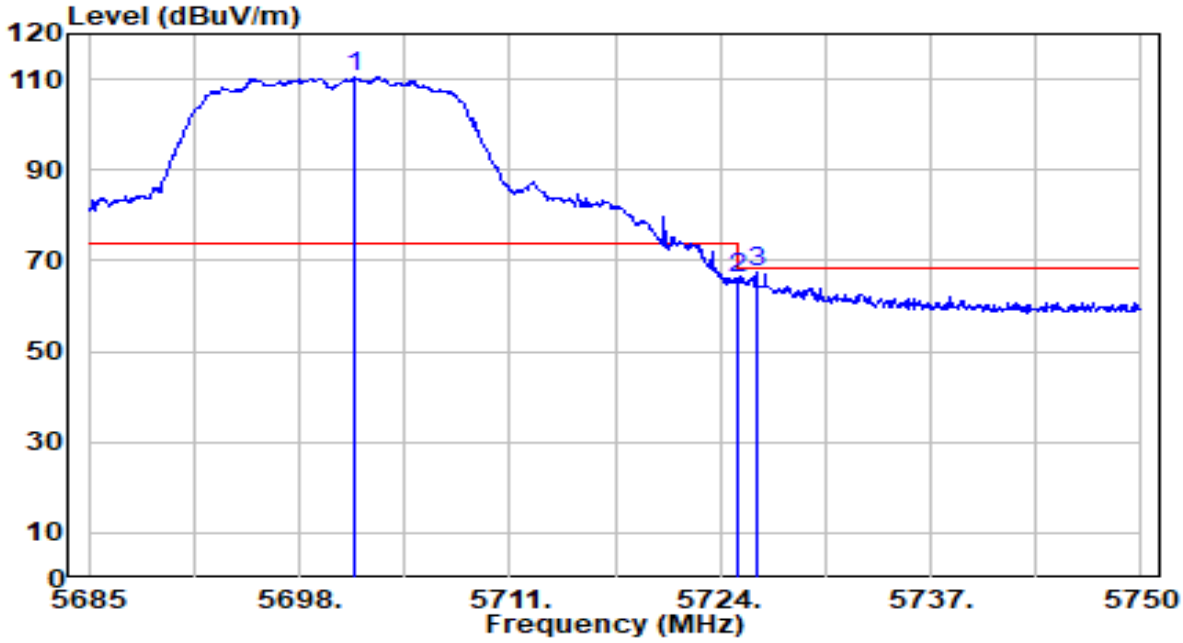

No		Frequency (MHz)	Reading (dBuV)	C.F (dB)	Measurement (dBuV/m)	Margin (dB)	Limit (dBuV/m)	Remark (QP/PK/AV)
1	*	5701.445	89.56	20.92	110.48	N/A	N/A	Peak
2		5725.000	45.05	21.00	66.05	-2.15	68.20	Peak
3		5726.275	46.39	21.00	67.39	-0.81	68.20	Peak

Note:

1. " *", means this data is the worst emission level.
2. C.F (Correction Factor) = Antenna Factor (dB)+ Cable Loss (dB)+ 16(dB) Attenuation– Preamplifier(dB).
3. Measurement(dBuV/m) = Reading(dBuV) + C.F (Correction Factor).
4.The emission levels of other frequencies are very lower than the limit and not show in test report.

EUT	AC750 Wi-Fi Range Extender	Date of Test	2020-11-12
Factor	BBHA 9120D (1GHz~18GHz)	Temp. / Humidity	26.3°C/36.3%
Polarity	Vertical	Site / Test Engineer	AC1 / Jay Chou
Test Mode	Transmit by 802.11a at Channel 5700MHz	Test Voltage	120V/60Hz

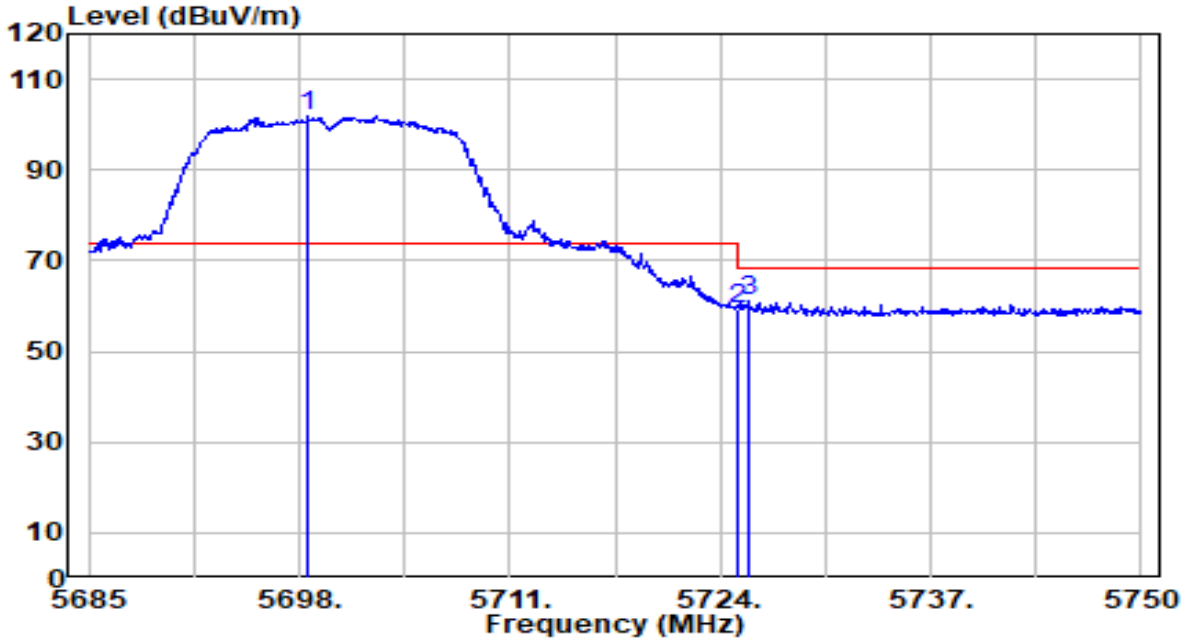

No		Frequency (MHz)	Reading (dBuV)	C.F (dB)	Measurement (dBuV/m)	Margin (dB)	Limit (dBuV/m)	Remark (QP/PK/AV)
1	*	5698.585	80.79	20.91	101.70	N/A	N/A	Peak
2		5725.000	38.46	21.00	59.46	-8.74	68.20	Peak
3		5725.820	40.13	21.00	61.14	-7.06	68.20	Peak

Note:

1. " *", means this data is the worst emission level.
2. C.F (Correction Factor) = Antenna Factor (dB)+ Cable Loss (dB)+ 16(dB) Attenuation– Preamplifier(dB).
3. Measurement(dBuV/m) = Reading(dBuV) + C.F (Correction Factor).
4.The emission levels of other frequencies are very lower than the limit and not show in test report.

EUT	AC750 Wi-Fi Range Extender	Date of Test	2020-11-07
Factor	BBHA 9120D (1GHz~18GHz)	Temp. / Humidity	23.9°C/41%
Polarity	Horizontal	Site / Test Engineer	AC1 / Jay Chou
Test Mode	Transmit by 802.11a at Channel 5745MHz	Test Voltage	120V/60Hz

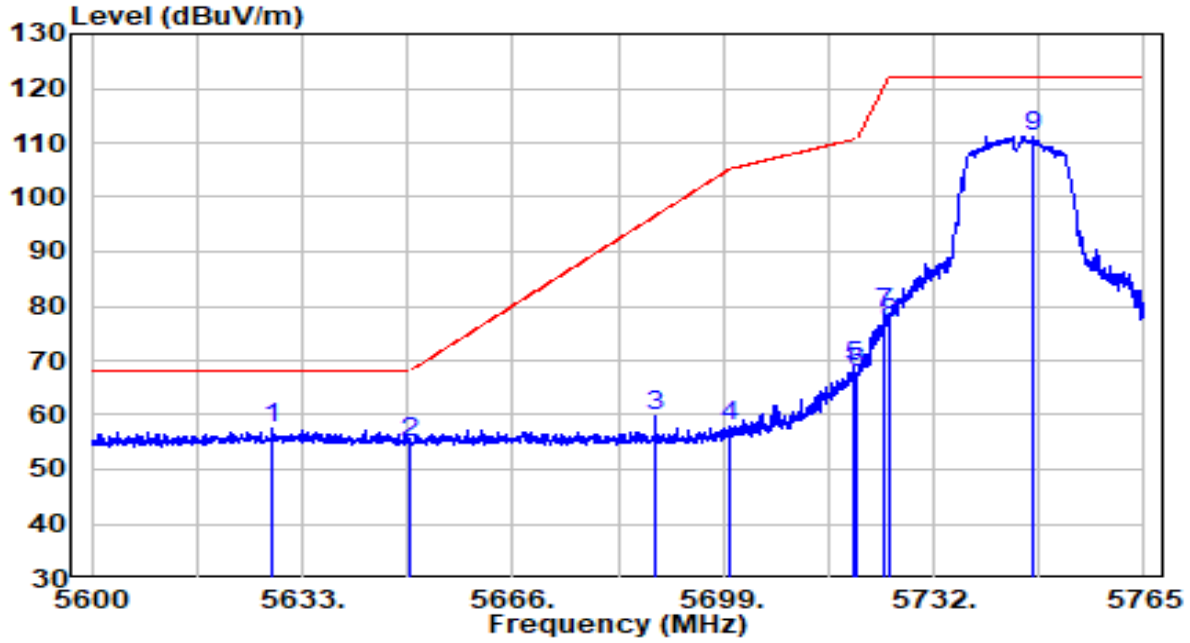

No		Frequency (MHz)	Reading (dBuV)	C.F (dB)	Measurement (dBuV/m)	Margin (dB)	Limit (dBuV/m)	Remark (QP/PK/AV)
1	*	5628.462	36.95	20.69	57.64	-10.56	68.20	Peak
2		5650.000	34.31	20.76	55.07	-13.13	68.20	Peak
3		5688.440	38.75	20.88	59.63	-37.04	96.67	Peak
4		5700.000	36.84	20.92	57.76	-47.44	105.20	Peak
5		5719.625	47.70	20.98	68.68	-42.01	110.70	Peak
6		5720.000	46.81	20.98	67.79	-43.01	110.80	Peak
7		5724.328	57.73	21.00	78.72	-41.94	120.67	Peak
8		5725.000	55.65	21.00	76.65	-45.55	122.20	Peak
9		5747.592	90.17	21.07	111.24	N/A	N/A	Peak

Note:

1. " *", means this data is the worst emission level.
2. C.F (Correction Factor) = Antenna Factor (dB)+ Cable Loss (dB)+ 16(dB) Attenuation– Preamplifier(dB).
3. Measurement(dBuV/m) = Reading(dBuV) + C.F (Correction Factor).
4.The emission levels of other frequencies are very lower than the limit and not show in test report.

EUT	AC750 Wi-Fi Range Extender	Date of Test	2020-11-07
Factor	BBHA 9120D (1GHz~18GHz)	Temp. / Humidity	23.9°C/41%
Polarity	Vertical	Site / Test Engineer	AC1 / Jay Chou
Test Mode	Transmit by 802.11a at Channel 5745MHz	Test Voltage	120V/60Hz

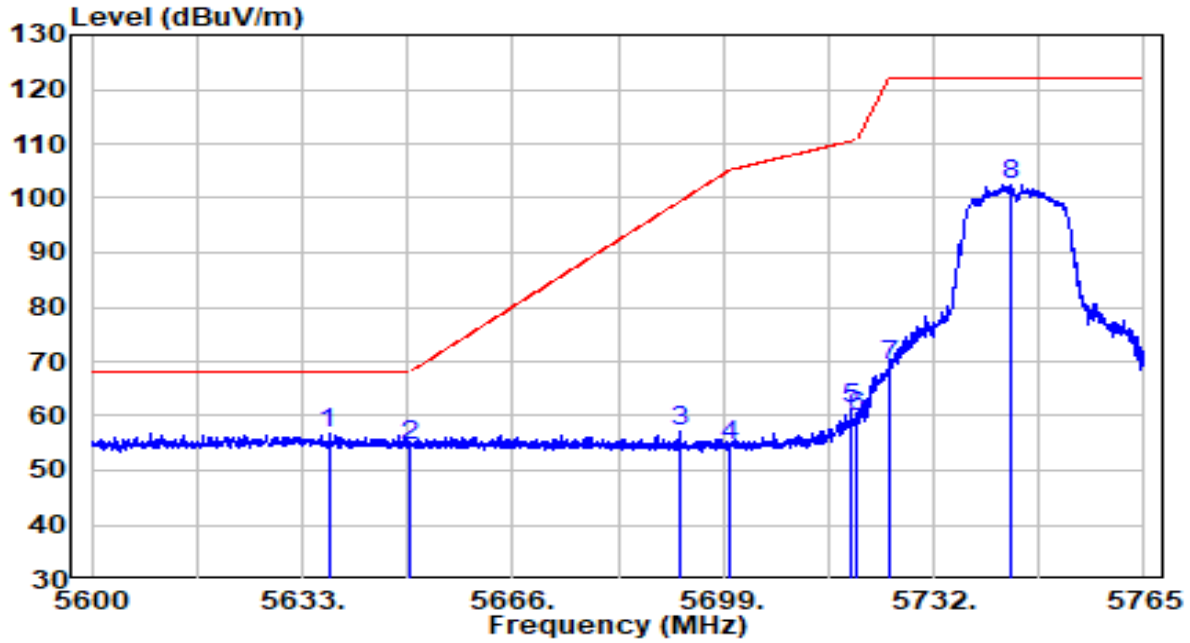

No		Frequency (MHz)	Reading (dBuV)	C.F (dB)	Measurement (dBuV/m)	Margin (dB)	Limit (dBuV/m)	Remark (QP/PK/AV)
1	*	5637.125	35.91	20.71	56.62	-11.58	68.20	Peak
2		5650.000	33.74	20.76	54.50	-13.70	68.20	Peak
3		5692.152	36.39	20.89	57.28	-42.13	99.41	Peak
4		5700.000	33.77	20.92	54.69	-50.51	105.20	Peak
5		5719.047	40.33	20.98	61.31	-49.23	110.53	Peak
6		5720.000	38.78	20.98	59.76	-51.04	110.80	Peak
7		5725.000	48.20	21.00	69.20	-53.00	122.20	Peak
8		5744.292	81.43	21.06	102.49	N/A	N/A	Peak

Note:

1. " *", means this data is the worst emission level.
2. C.F (Correction Factor) = Antenna Factor (dB)+ Cable Loss (dB)+ 16(dB) Attenuation– Preamplifier(dB).
3. Measurement(dBuV/m) = Reading(dBuV) + C.F (Correction Factor).
4.The emission levels of other frequencies are very lower than the limit and not show in test report.

EUT	AC750 Wi-Fi Range Extender	Date of Test	2020-11-07
Factor	BBHA 9120D (1GHz~18GHz)	Temp. / Humidity	23.9°C/41%
Polarity	Horizontal	Site / Test Engineer	AC1 / Jay Chou
Test Mode	Transmit by 802.11a at Channel 5825MHz	Test Voltage	120V/60Hz

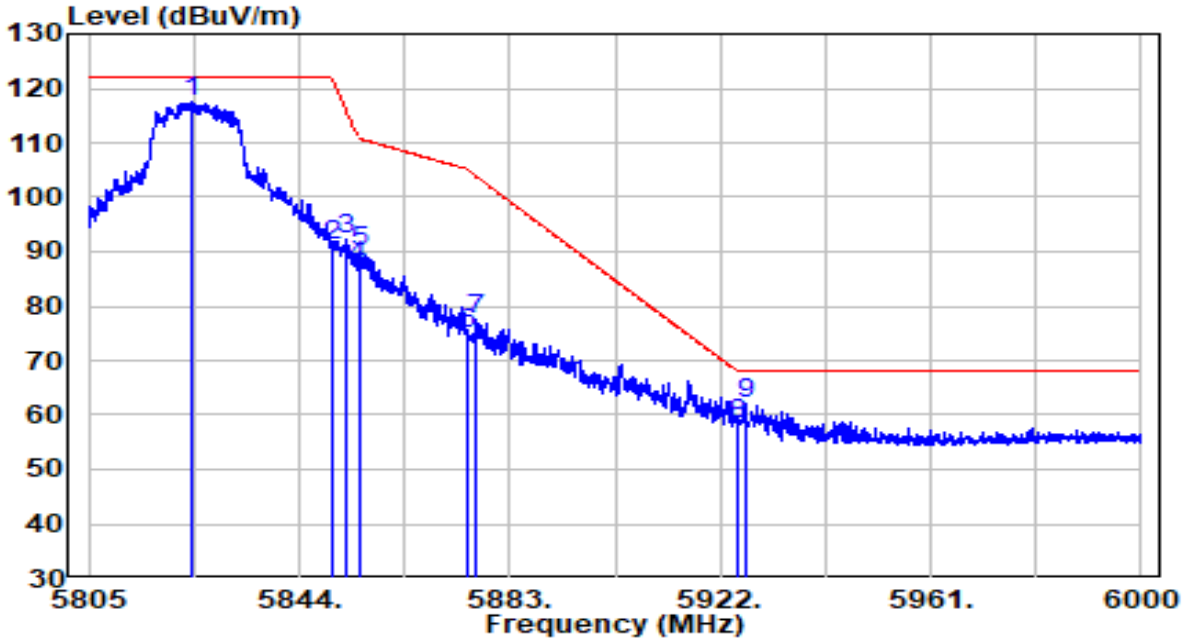

No		Frequency (MHz)	Reading (dBuV)	C.F (dB)	Measurement (dBuV/m)	Margin (dB)	Limit (dBuV/m)	Remark (QP/PK/AV)
1	*	5824.013	96.04	21.32	117.36	N/A	N/A	Peak
2		5850.000	69.62	21.40	91.03	-31.17	122.20	Peak
3		5852.775	70.72	21.41	92.14	-23.74	115.87	Peak
4		5855.000	65.96	21.42	87.38	-23.42	110.80	Peak
5		5855.310	68.66	21.42	90.08	-20.64	110.71	Peak
6		5875.000	53.60	21.49	75.08	-30.12	105.20	Peak
7		5876.565	56.20	21.49	77.69	-26.34	104.04	Peak
8		5925.000	36.70	21.65	58.35	-9.85	68.20	Peak
9		5926.680	40.24	21.65	61.90	-6.30	68.20	Peak

Note:

1. " *", means this data is the worst emission level.
2. C.F (Correction Factor) = Antenna Factor (dB)+ Cable Loss (dB)+ 16(dB) Attenuation– Preamplifier(dB).
3. Measurement(dBuV/m) = Reading(dBuV) + C.F (Correction Factor).
4.The emission levels of other frequencies are very lower than the limit and not show in test report.

EUT	AC750 Wi-Fi Range Extender	Date of Test	2020-11-07
Factor	BBHA 9120D (1GHz~18GHz)	Temp. / Humidity	23.9°C/41%
Polarity	Vertical	Site / Test Engineer	AC1 / Jay Chou
Test Mode	Transmit by 802.11a at Channel 5825MHz	Test Voltage	120V/60Hz

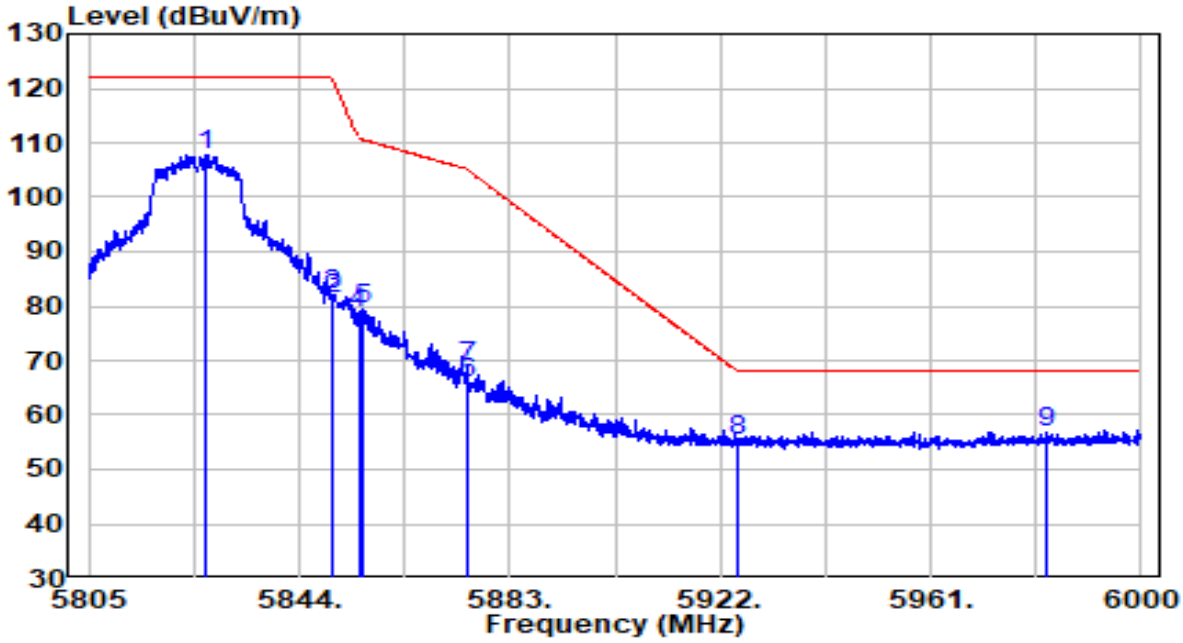

No		Frequency (MHz)	Reading (dBuV)	C.F (dB)	Measurement (dBuV/m)	Margin (dB)	Limit (dBuV/m)	Remark (QP/PK/AV)
1		5826.645	86.41	21.33	107.74	N/A	N/A	Peak
2		5850.000	59.92	21.40	81.33	-40.87	122.20	Peak
3		5850.240	60.85	21.40	82.25	-39.40	121.65	Peak
4		5855.000	57.35	21.42	78.77	-32.03	110.80	Peak
5		5855.993	58.04	21.42	79.46	-31.06	110.52	Peak
6		5875.000	44.19	21.49	65.68	-39.52	105.20	Peak
7		5875.200	47.22	21.49	68.70	-36.35	105.05	Peak
8		5925.000	33.49	21.65	55.14	-13.06	68.20	Peak
9	*	5982.255	35.00	21.83	56.83	-11.37	68.20	Peak

Note:

1. " *", means this data is the worst emission level.
2. C.F (Correction Factor) = Antenna Factor (dB)+ Cable Loss (dB)+ 16(dB) Attenuation– Preamplifier(dB).
3. Measurement(dBuV/m) = Reading(dBuV) + C.F (Correction Factor).
4.The emission levels of other frequencies are very lower than the limit and not show in test report.

EUT	AC750 Wi-Fi Range Extender	Date of Test	2020-11-12
Factor	BBHA 9120D (1GHz~18GHz)	Temp. / Humidity	26.3°C/36.3%
Polarity	Horizontal	Site / Test Engineer	AC1 / Jay Chou
Test Mode	Transmit by 802.11ac-VHT20 at Channel 5180MHz	Test Voltage	120V/60Hz

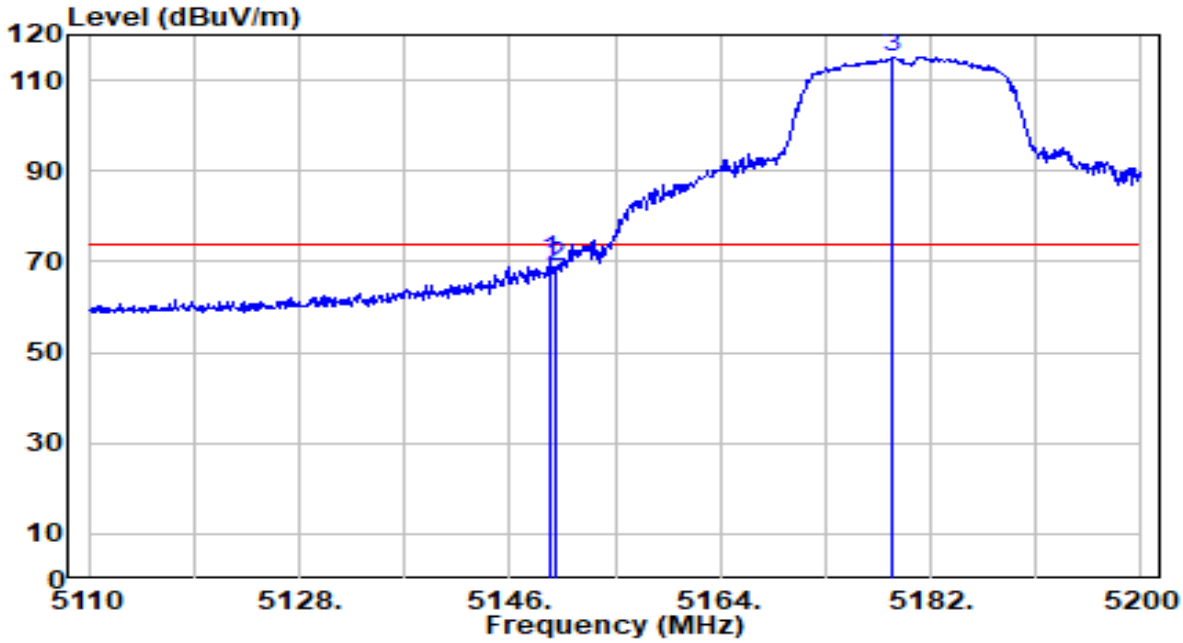

No		Frequency (MHz)	Reading (dBuV)	C.F (dB)	Measurement (dBuV/m)	Margin (dB)	Limit (dBuV/m)	Remark (QP/PK/AV)
1		5149.510	50.37	19.91	70.27	-3.73	74.00	Peak
2		5150.000	49.00	19.91	68.91	-5.09	74.00	Peak
3	*	5178.670	95.06	19.94	115.00	N/A	N/A	Peak

Note:

1. " *", means this data is the worst emission level.
2. C.F (Correction Factor) = Antenna Factor (dB)+ Cable Loss (dB)+ 16(dB) Attenuation– Preamplifier(dB).
3. Measurement(dBuV/m) = Reading(dBuV) + C.F (Correction Factor).
4.The emission levels of other frequencies are very lower than the limit and not show in test report.

EUT	AC750 Wi-Fi Range Extender	Date of Test	2020-11-12
Factor	BBHA 9120D (1GHz~18GHz)	Temp. / Humidity	26.3°C/36.3%
Polarity	Horizontal	Site / Test Engineer	AC1 / Jay Chou
Test Mode	Transmit by 802.11ac-VHT20 at Channel 5180MHz	Test Voltage	120V/60Hz

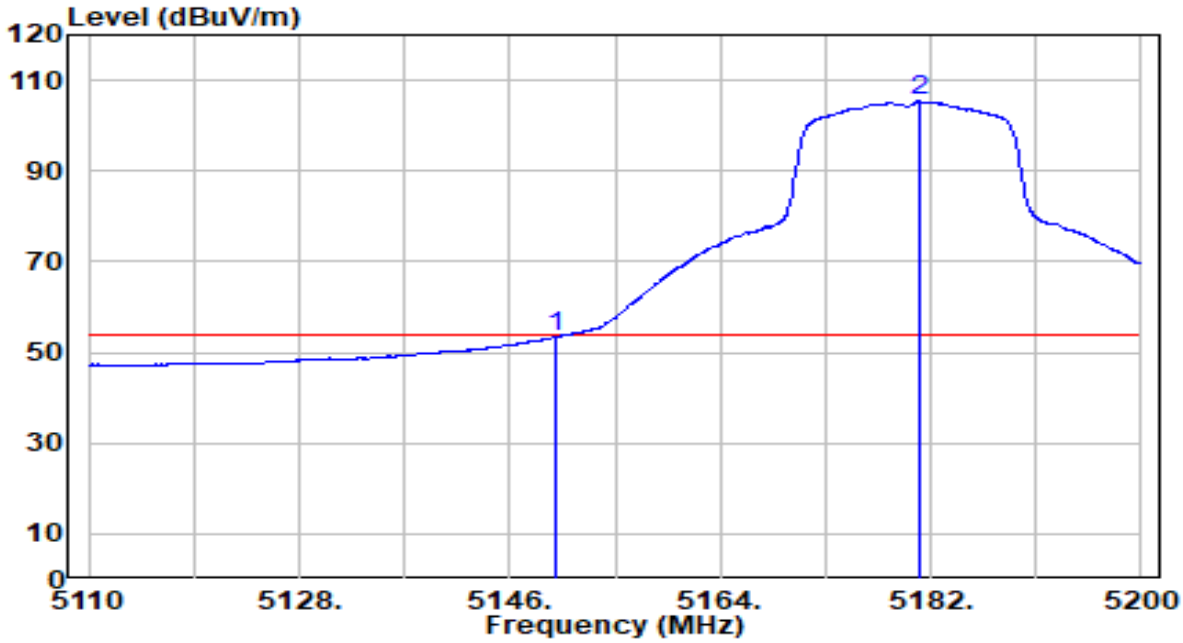

No		Frequency (MHz)	Reading (dBuV)	C.F (dB)	Measurement (dBuV/m)	Margin (dB)	Limit (dBuV/m)	Remark (QP/PK/AV)
1		5150.000	33.54	19.91	53.45	-0.55	54.00	Average
2	*	5181.010	85.38	19.94	105.32	N/A	N/A	Average

Note:

1. " *", means this data is the worst emission level.
2. C.F (Correction Factor) = Antenna Factor (dB)+ Cable Loss (dB)+ 16(dB) Attenuation– Preamplifier(dB).
3. Measurement(dBuV/m) = Reading(dBuV) + C.F (Correction Factor).
4.The emission levels of other frequencies are very lower than the limit and not show in test report.

EUT	AC750 Wi-Fi Range Extender	Date of Test	2020-11-12
Factor	BBHA 9120D (1GHz~18GHz)	Temp. / Humidity	26.3°C/36.3%
Polarity	Vertical	Site / Test Engineer	AC1 / Jay Chou
Test Mode	Transmit by 802.11ac-VHT20 at Channel 5180MHz	Test Voltage	120V/60Hz

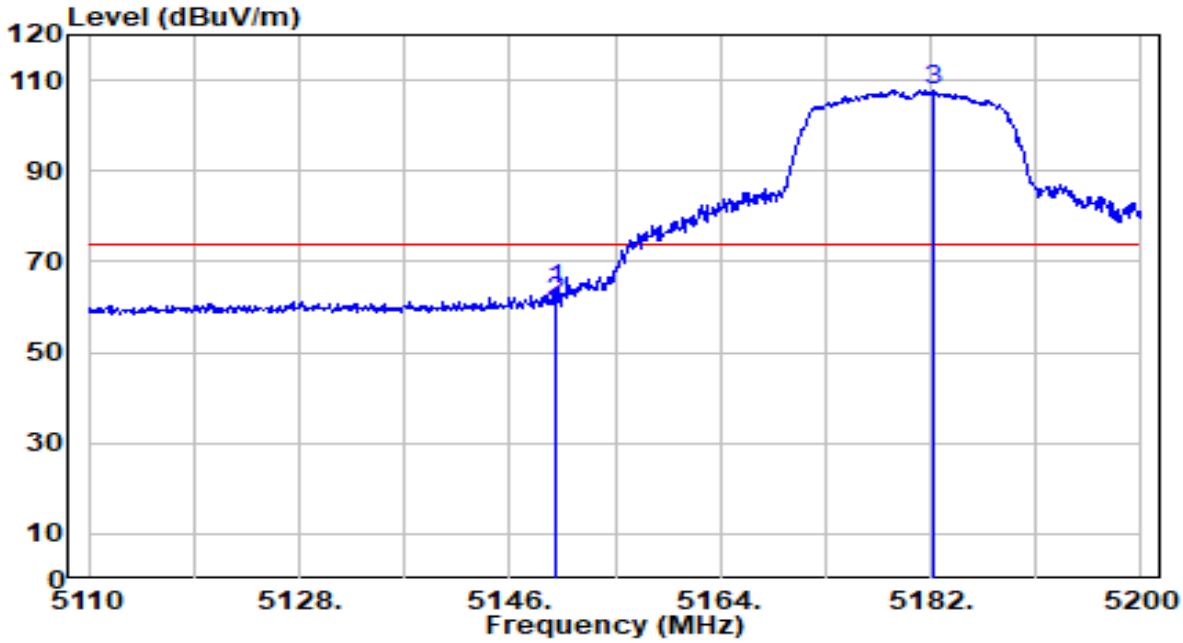

No		Frequency (MHz)	Reading (dBuV)	C.F (dB)	Measurement (dBuV/m)	Margin (dB)	Limit (dBuV/m)	Remark (QP/PK/AV)
1		5149.870	43.88	19.91	63.79	-10.21	74.00	Peak
2		5150.000	41.32	19.91	61.23	-12.77	74.00	Peak
3	*	5182.180	87.74	19.94	107.68	N/A	N/A	Peak

Note:

1. " *", means this data is the worst emission level.
2. C.F (Correction Factor) = Antenna Factor (dB)+ Cable Loss (dB)+ 16(dB) Attenuation– Preamplifier(dB).
3. Measurement(dBuV/m) = Reading(dBuV) + C.F (Correction Factor).
4.The emission levels of other frequencies are very lower than the limit and not show in test report.

EUT	AC750 Wi-Fi Range Extender	Date of Test	2020-11-12
Factor	BBHA 9120D (1GHz~18GHz)	Temp. / Humidity	26.3°C/36.3%
Polarity	Vertical	Site / Test Engineer	AC1 / Jay Chou
Test Mode	Transmit by 802.11ac-VHT20 at Channel 5180MHz	Test Voltage	120V/60Hz

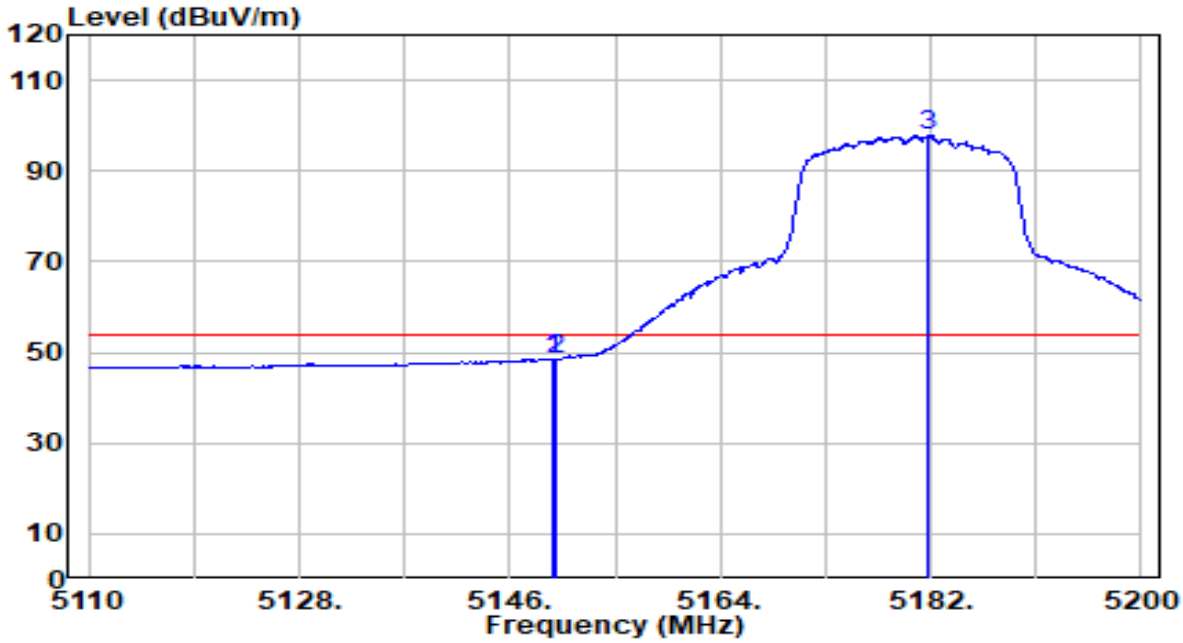

No		Frequency (MHz)	Reading (dBuV)	C.F (dB)	Measurement (dBuV/m)	Margin (dB)	Limit (dBuV/m)	Remark (QP/PK/AV)
1		5149.600	28.74	19.91	48.64	-5.36	54.00	Average
2		5150.000	28.62	19.91	48.52	-5.48	54.00	Average
3	*	5181.820	77.75	19.94	97.69	N/A	N/A	Average

Note:

1. " *", means this data is the worst emission level.
2. C.F (Correction Factor) = Antenna Factor (dB)+ Cable Loss (dB)+ 16(dB) Attenuation– Preamplifier(dB).
3. Measurement(dBuV/m) = Reading(dBuV) + C.F (Correction Factor).
4.The emission levels of other frequencies are very lower than the limit and not show in test report.

EUT	AC750 Wi-Fi Range Extender	Date of Test	2020-11-07
Factor	BBHA 9120D (1GHz~18GHz)	Temp. / Humidity	23.9°C/41%
Polarity	Horizontal	Site / Test Engineer	AC1 / Jay Chou
Test Mode	Transmit by 802.11ac-VHT20 at Channel 5240MHz	Test Voltage	120V/60Hz

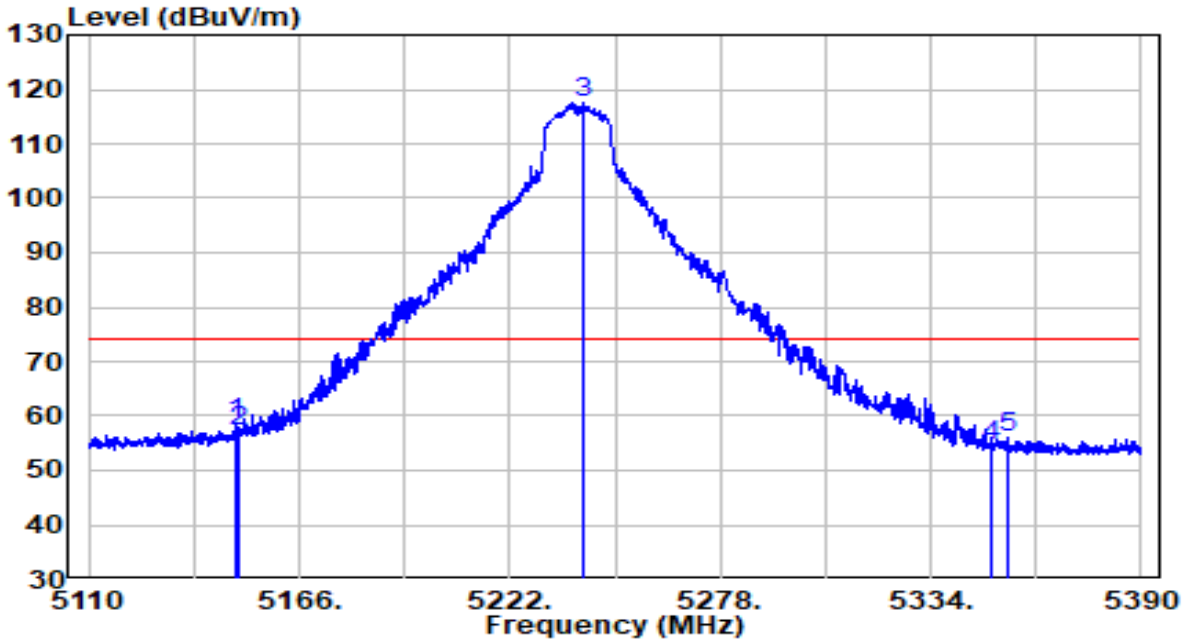

No		Frequency (MHz)	Reading (dBuV)	C.F (dB)	Measurement (dBuV/m)	Margin (dB)	Limit (dBuV/m)	Remark (QP/PK/AV)
1		5149.480	38.72	19.91	58.63	-15.37	74.00	Peak
2		5150.000	37.11	19.91	57.02	-16.98	74.00	Peak
3	*	5241.600	97.61	20.00	117.61	N/A	N/A	Peak
4		5350.000	34.34	20.11	54.45	-19.55	74.00	Peak
5		5354.300	36.08	20.12	56.20	-17.80	74.00	Peak

Note:

1. " *", means this data is the worst emission level.
2. C.F (Correction Factor) = Antenna Factor (dB)+ Cable Loss (dB)+ 16(dB) Attenuation– Preamplifier(dB).
3. Measurement(dBuV/m) = Reading(dBuV) + C.F (Correction Factor).
4.The emission levels of other frequencies are very lower than the limit and not show in test report.

EUT	AC750 Wi-Fi Range Extender	Date of Test	2020-11-07
Factor	BBHA 9120D (1GHz~18GHz)	Temp. / Humidity	23.9°C/41%
Polarity	Horizontal	Site / Test Engineer	AC1 / Jay Chou
Test Mode	Transmit by 802.11ac-VHT20 at Channel 5240MHz	Test Voltage	120V/60Hz

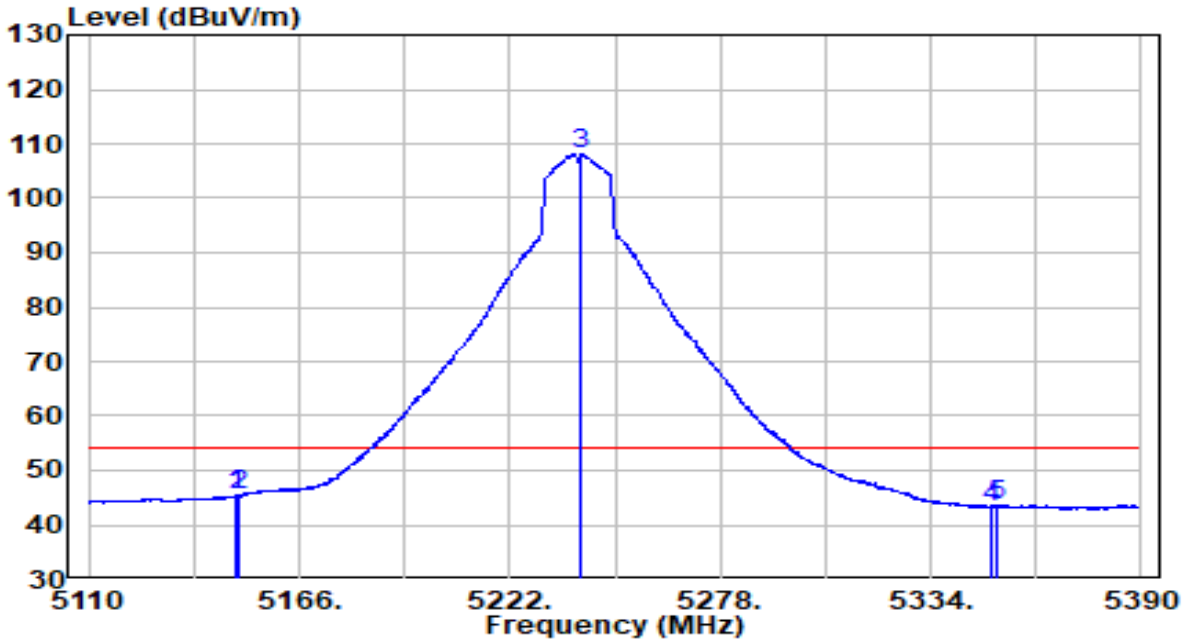

No		Frequency (MHz)	Reading (dBuV)	C.F (dB)	Measurement (dBuV/m)	Margin (dB)	Limit (dBuV/m)	Remark (QP/PK/AV)
1		5149.480	25.59	19.91	45.50	-8.50	54.00	Average
2		5150.000	25.44	19.91	45.35	-8.65	54.00	Average
3	*	5240.900	88.08	20.00	108.08	N/A	N/A	Average
4		5350.000	23.16	20.11	43.27	-10.73	54.00	Average
5		5351.780	23.44	20.12	43.55	-10.45	54.00	Average

Note:

1. " *", means this data is the worst emission level.
2. C.F (Correction Factor) = Antenna Factor (dB)+ Cable Loss (dB)+ 16(dB) Attenuation– Preamplifier(dB).
3. Measurement(dBuV/m) = Reading(dBuV) + C.F (Correction Factor).
4.The emission levels of other frequencies are very lower than the limit and not show in test report.

EUT	AC750 Wi-Fi Range Extender	Date of Test	2020-11-07
Factor	BBHA 9120D (1GHz~18GHz)	Temp. / Humidity	23.9°C/41%
Polarity	Vertical	Site / Test Engineer	AC1 / Jay Chou
Test Mode	Transmit by 802.11ac-VHT20 at Channel 5240MHz	Test Voltage	120V/60Hz

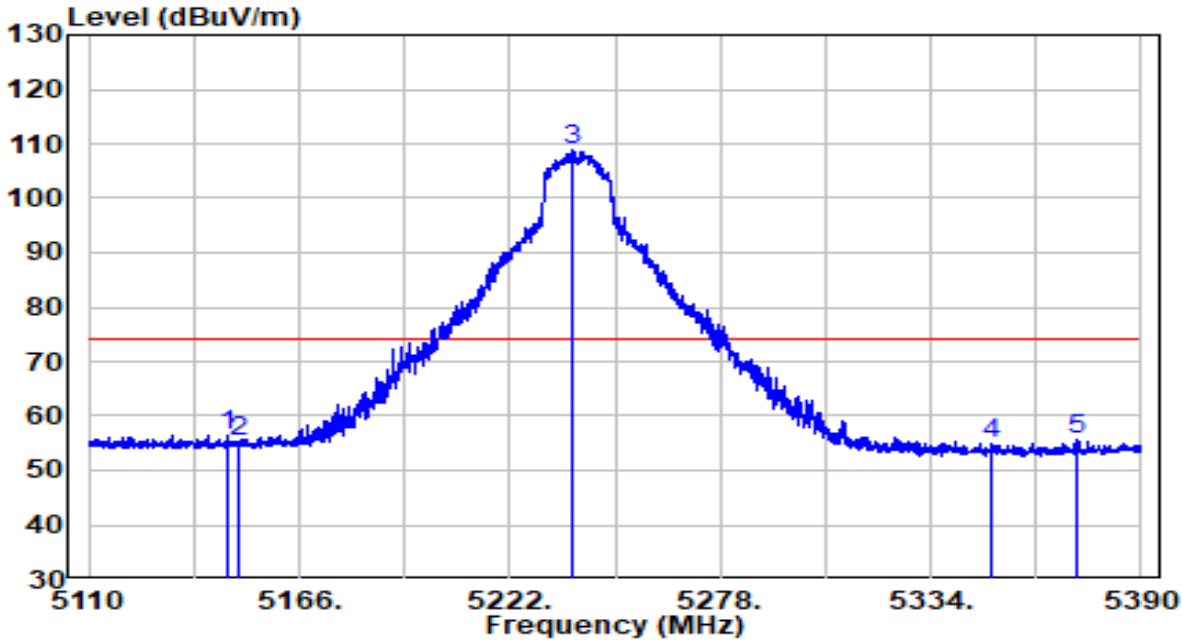

No		Frequency (MHz)	Reading (dBuV)	C.F (dB)	Measurement (dBuV/m)	Margin (dB)	Limit (dBuV/m)	Remark (QP/PK/AV)
1		5146.820	36.52	19.90	56.42	-17.58	74.00	Peak
2		5150.000	35.49	19.91	55.40	-18.60	74.00	Peak
3	*	5238.520	88.88	20.00	108.88	N/A	N/A	Peak
4		5350.000	34.61	20.11	54.72	-19.28	74.00	Peak
5		5373.200	35.62	20.14	55.76	-18.24	74.00	Peak

Note:

1. " *", means this data is the worst emission level.
2. C.F (Correction Factor) = Antenna Factor (dB)+ Cable Loss (dB)+ 16(dB) Attenuation– Preamplifier(dB).
3. Measurement(dBuV/m) = Reading(dBuV) + C.F (Correction Factor).
4.The emission levels of other frequencies are very lower than the limit and not show in test report.

EUT	AC750 Wi-Fi Range Extender	Date of Test	2020-11-07
Factor	BBHA 9120D (1GHz~18GHz)	Temp. / Humidity	23.9°C/41%
Polarity	Vertical	Site / Test Engineer	AC1 / Jay Chou
Test Mode	Transmit by 802.11ac-VHT20 at Channel 5240MHz	Test Voltage	120V/60Hz

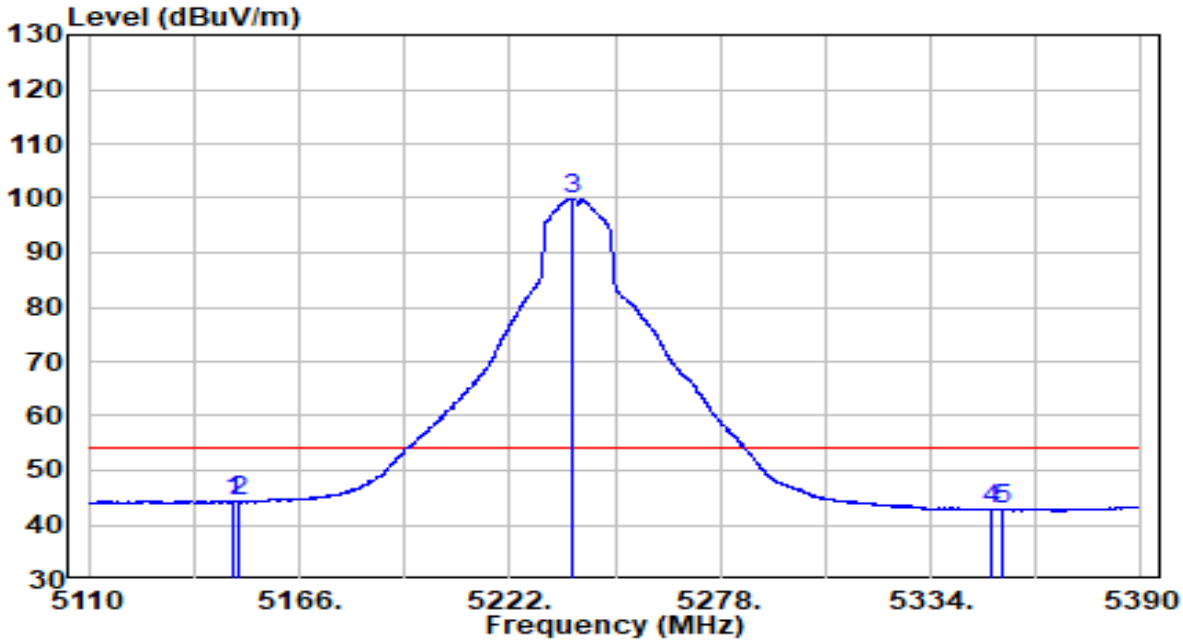

No		Frequency (MHz)	Reading (dBuV)	C.F (dB)	Measurement (dBuV/m)	Margin (dB)	Limit (dBuV/m)	Remark (QP/PK/AV)
1		5148.360	24.50	19.90	44.41	-9.59	54.00	Average
2		5150.000	24.36	19.91	44.27	-9.73	54.00	Average
3	*	5238.520	79.99	20.00	99.99	N/A	N/A	Average
4		5350.000	22.77	20.11	42.89	-11.11	54.00	Average
5		5352.900	22.89	20.12	43.01	-10.99	54.00	Average

Note:

1. " *", means this data is the worst emission level.
2. C.F (Correction Factor) = Antenna Factor (dB)+ Cable Loss (dB)+ 16(dB) Attenuation– Preamplifier(dB).
3. Measurement(dBuV/m) = Reading(dBuV) + C.F (Correction Factor).
4.The emission levels of other frequencies are very lower than the limit and not show in test report.

EUT	AC750 Wi-Fi Range Extender	Date of Test	2020-11-12
Factor	BBHA 9120D (1GHz~18GHz)	Temp. / Humidity	26.3°C/36.3%
Polarity	Horizontal	Site / Test Engineer	AC1 / Jay Chou
Test Mode	Transmit by 802.11ac-VHT20 at Channel 5320MHz	Test Voltage	120V/60Hz

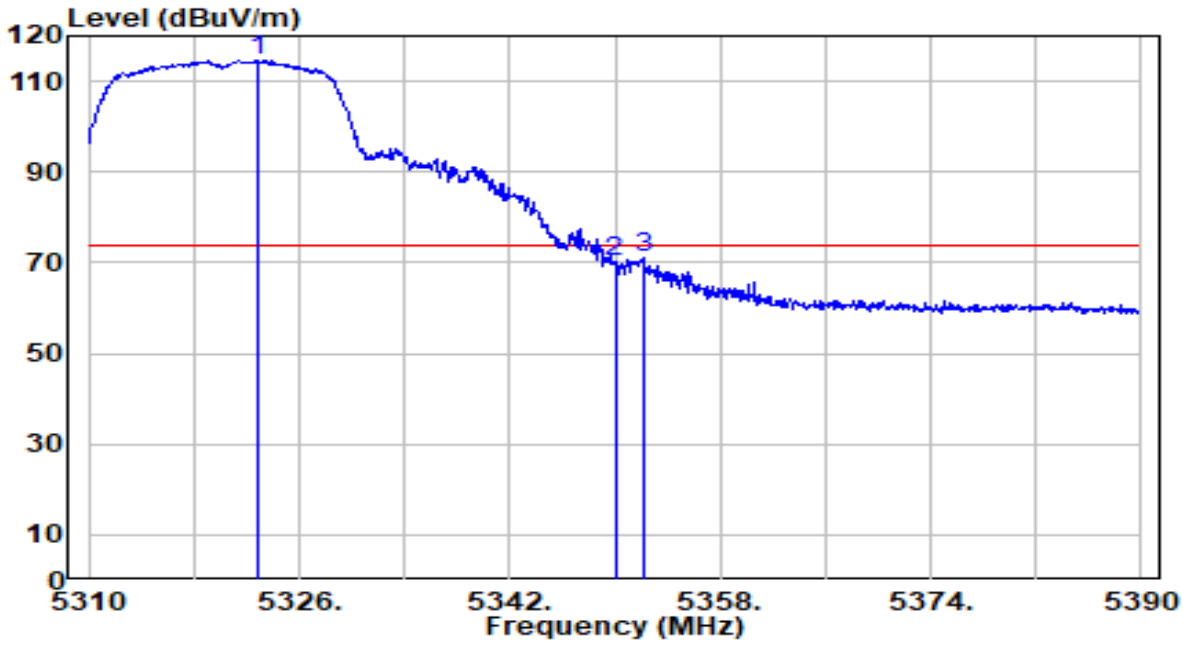

No		Frequency (MHz)	Reading (dBuV)	C.F (dB)	Measurement (dBuV/m)	Margin (dB)	Limit (dBuV/m)	Remark (QP/PK/AV)
1	*	5322.880	94.55	20.09	114.64	N/A	N/A	Peak
2		5350.000	49.93	20.11	70.04	-3.96	74.00	Peak
3		5352.160	50.76	20.12	70.87	-3.13	74.00	Peak

Note:

1. " *", means this data is the worst emission level.
2. C.F (Correction Factor) = Antenna Factor (dB)+ Cable Loss (dB)+ 16(dB) Attenuation– Preamplifier(dB).
3. Measurement(dBuV/m) = Reading(dBuV) + C.F (Correction Factor).
4.The emission levels of other frequencies are very lower than the limit and not show in test report.

EUT	AC750 Wi-Fi Range Extender	Date of Test	2020-11-12
Factor	BBHA 9120D (1GHz~18GHz)	Temp. / Humidity	26.3°C/36.3%
Polarity	Horizontal	Site / Test Engineer	AC1 / Jay Chou
Test Mode	Transmit by 802.11ac-VHT20 at Channel 5320MHz	Test Voltage	120V/60Hz

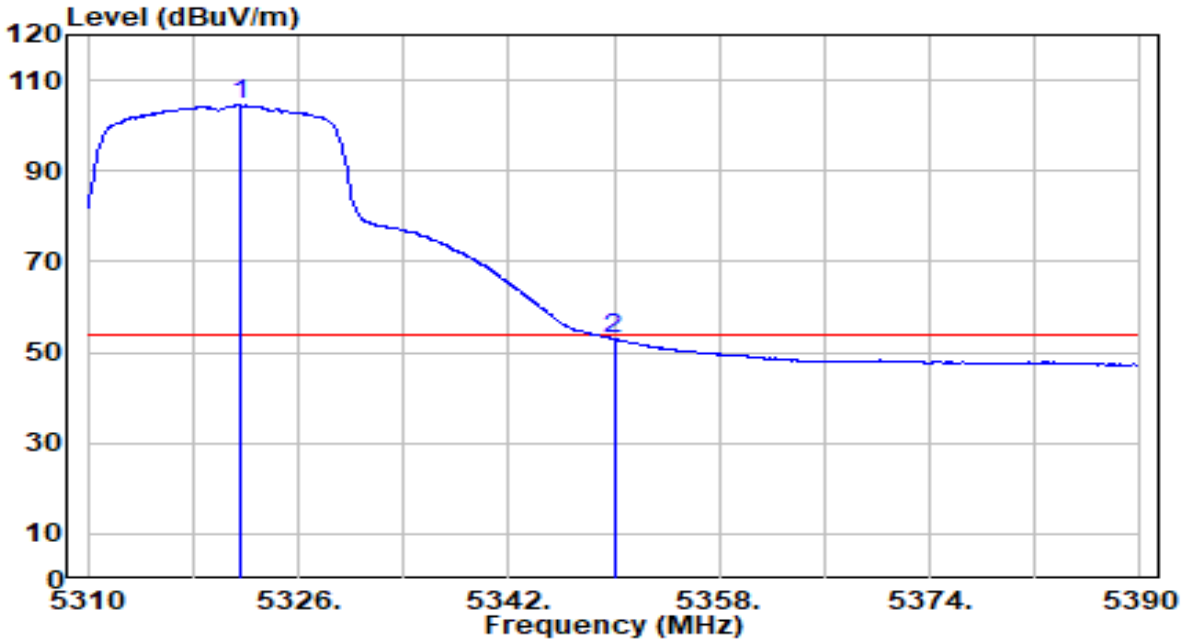

No		Frequency (MHz)	Reading (dBuV)	C.F (dB)	Measurement (dBuV/m)	Margin (dB)	Limit (dBuV/m)	Remark (QP/PK/AV)
1	*	5321.680	84.41	20.08	104.49	N/A	N/A	Average
2		5350.000	32.86	20.11	52.98	-1.02	54.00	Average

Note:

1. " *", means this data is the worst emission level.
2. C.F (Correction Factor) = Antenna Factor (dB)+ Cable Loss (dB)+ 16(dB) Attenuation– Preamplifier(dB).
3. Measurement(dBuV/m) = Reading(dBuV) + C.F (Correction Factor).
4.The emission levels of other frequencies are very lower than the limit and not show in test report.

EUT	AC750 Wi-Fi Range Extender	Date of Test	2020-11-12
Factor	BBHA 9120D (1GHz~18GHz)	Temp. / Humidity	26.3°C/36.3%
Polarity	Vertical	Site / Test Engineer	AC1 / Jay Chou
Test Mode	Transmit by 802.11ac-VHT20 at Channel 5320MHz	Test Voltage	120V/60Hz

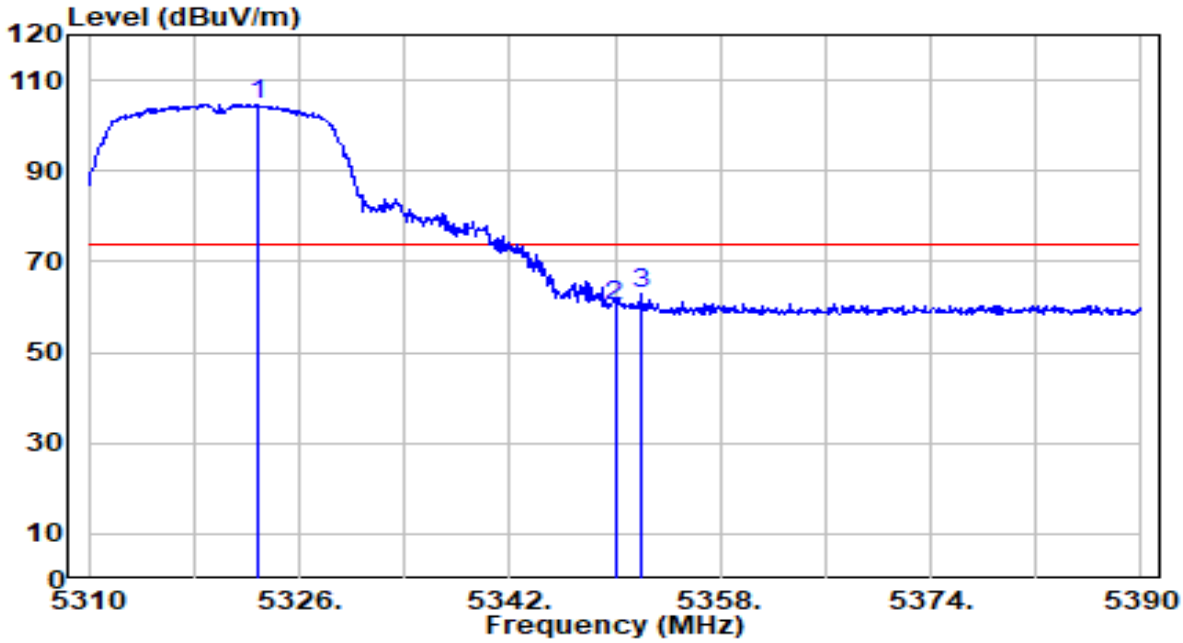

No		Frequency (MHz)	Reading (dBuV)	C.F (dB)	Measurement (dBuV/m)	Margin (dB)	Limit (dBuV/m)	Remark (QP/PK/AV)
1	*	5322.800	84.68	20.09	104.77	N/A	N/A	Peak
2		5350.000	40.07	20.11	60.19	-13.81	74.00	Peak
3		5352.080	42.66	20.12	62.77	-11.23	74.00	Peak

Note:

1. " *", means this data is the worst emission level.
2. C.F (Correction Factor) = Antenna Factor (dB)+ Cable Loss (dB)+ 16(dB) Attenuation– Preamplifier(dB).
3. Measurement(dBuV/m) = Reading(dBuV) + C.F (Correction Factor).
4.The emission levels of other frequencies are very lower than the limit and not show in test report.

EUT	AC750 Wi-Fi Range Extender	Date of Test	2020-11-12
Factor	BBHA 9120D (1GHz~18GHz)	Temp. / Humidity	26.3°C/36.3%
Polarity	Vertical	Site / Test Engineer	AC1 / Jay Chou
Test Mode	Transmit by 802.11ac-VHT20 at Channel 5320MHz	Test Voltage	120V/60Hz

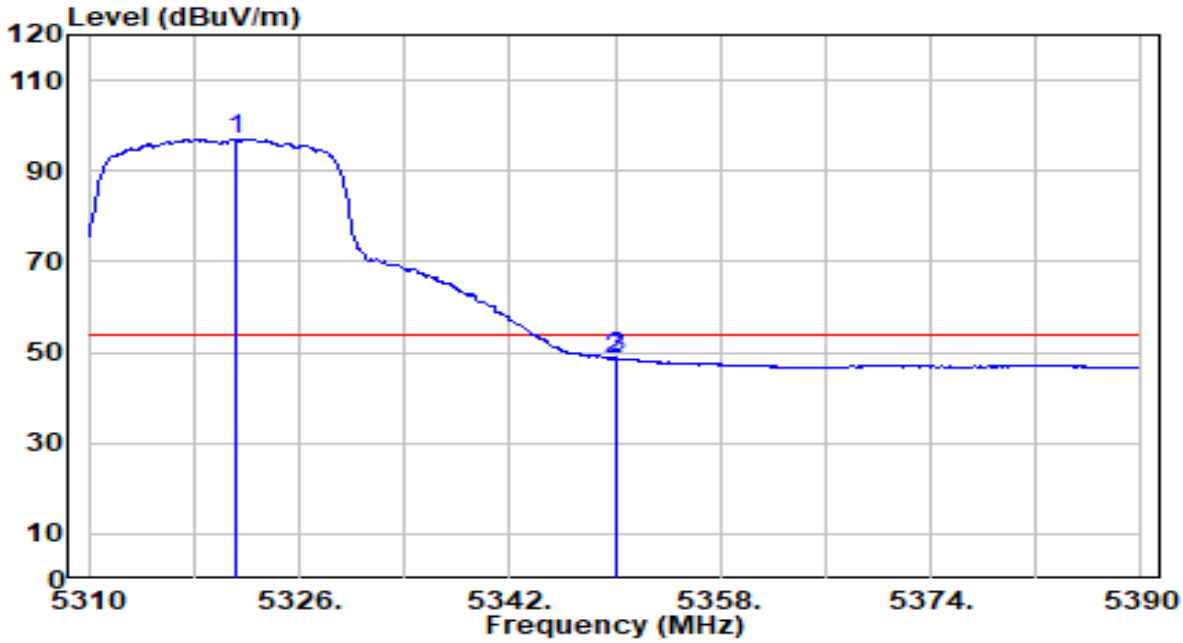

No		Frequency (MHz)	Reading (dBuV)	C.F (dB)	Measurement (dBuV/m)	Margin (dB)	Limit (dBuV/m)	Remark (QP/PK/AV)
1	*	5321.280	77.00	20.08	97.08	N/A	N/A	Average
2		5350.000	28.53	20.11	48.64	-5.36	54.00	Average
3		5350.080	28.59	20.11	48.70	-5.30	54.00	Average

Note:

1. " *", means this data is the worst emission level.
2. C.F (Correction Factor) = Antenna Factor (dB)+ Cable Loss (dB)+ 16(dB) Attenuation– Preamplifier(dB).
3. Measurement(dBuV/m) = Reading(dBuV) + C.F (Correction Factor).
4.The emission levels of other frequencies are very lower than the limit and not show in test report.

EUT	AC750 Wi-Fi Range Extender	Date of Test	2020-11-12
Factor	BBHA 9120D (1GHz~18GHz)	Temp. / Humidity	26.3°C/36.3%
Polarity	Horizontal	Site / Test Engineer	AC1 / Jay Chou
Test Mode	Transmit by 802.11ac-VHT20 at Channel 5500MHz	Test Voltage	120V/60Hz

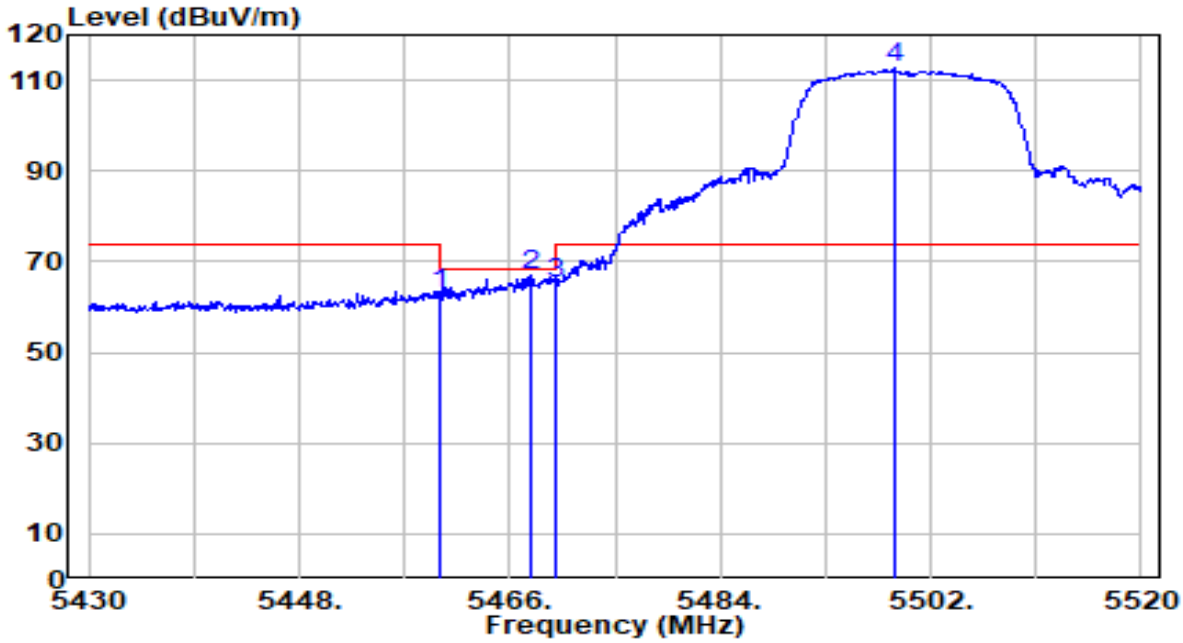

No		Frequency (MHz)	Reading (dBuV)	C.F (dB)	Measurement (dBuV/m)	Margin (dB)	Limit (dBuV/m)	Remark (QP/PK/AV)
1		5460.000	42.74	20.23	62.97	-5.23	68.20	Peak
2		5467.710	46.79	20.24	67.03	-1.17	68.20	Peak
3		5470.000	44.93	20.24	65.17	-3.03	68.20	Peak
4	*	5498.940	92.36	20.27	112.63	N/A	N/A	Peak

Note:

1. " *", means this data is the worst emission level.
2. C.F (Correction Factor) = Antenna Factor (dB)+ Cable Loss (dB)+ 16(dB) Attenuation– Preamplifier(dB).
3. Measurement(dBuV/m) = Reading(dBuV) + C.F (Correction Factor).
4.The emission levels of other frequencies are very lower than the limit and not show in test report.

EUT	AC750 Wi-Fi Range Extender	Date of Test	2020-11-12
Factor	BBHA 9120D (1GHz~18GHz)	Temp. / Humidity	26.3°C/36.3%
Polarity	Horizontal	Site / Test Engineer	AC1 / Jay Chou
Test Mode	Transmit by 802.11ac-VHT20 at Channel 5500MHz	Test Voltage	120V/60Hz

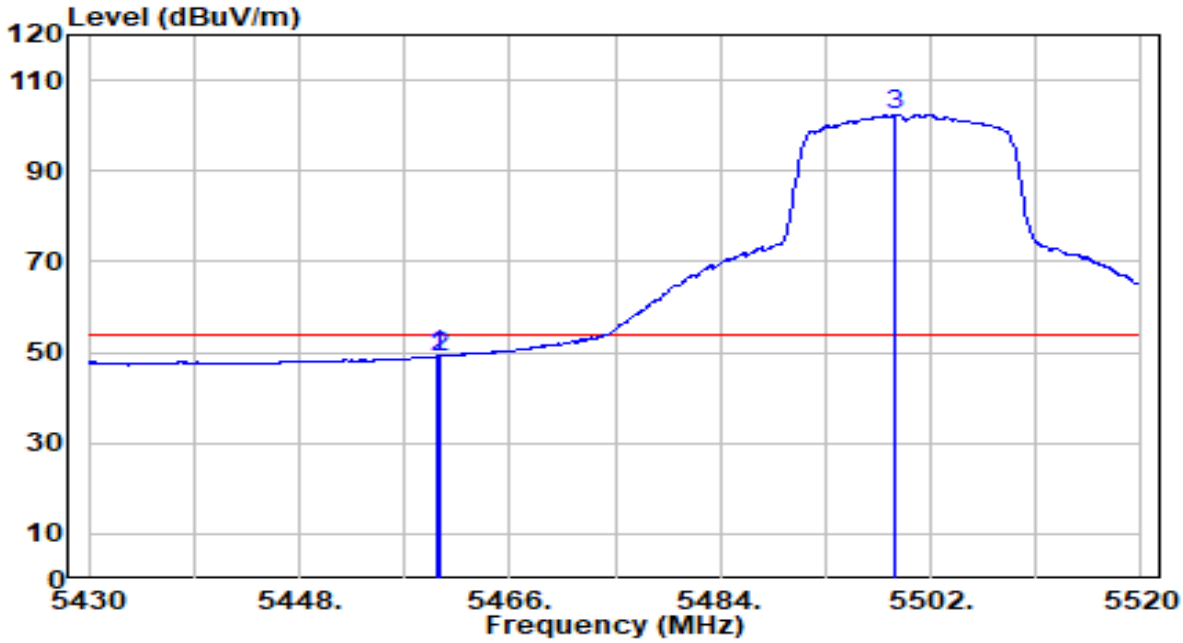

No		Frequency (MHz)	Reading (dBuV)	C.F (dB)	Measurement (dBuV/m)	Margin (dB)	Limit (dBuV/m)	Remark (QP/PK/AV)
1		5459.700	28.98	20.23	49.21	-4.79	54.00	Average
2		5460.000	28.86	20.23	49.09	-4.91	54.00	Average
3	*	5498.940	82.08	20.27	102.35	N/A	N/A	Average

Note:

1. " *", means this data is the worst emission level.
2. C.F (Correction Factor) = Antenna Factor (dB)+ Cable Loss (dB)+ 16(dB) Attenuation– Preamplifier(dB).
3. Measurement(dBuV/m) = Reading(dBuV) + C.F (Correction Factor).
4.The emission levels of other frequencies are very lower than the limit and not show in test report.

EUT	AC750 Wi-Fi Range Extender	Date of Test	2020-11-12
Factor	BBHA 9120D (1GHz~18GHz)	Temp. / Humidity	26.3°C/36.3%
Polarity	Vertical	Site / Test Engineer	AC1 / Jay Chou
Test Mode	Transmit by 802.11ac-VHT20 at Channel 5500MHz	Test Voltage	120V/60Hz

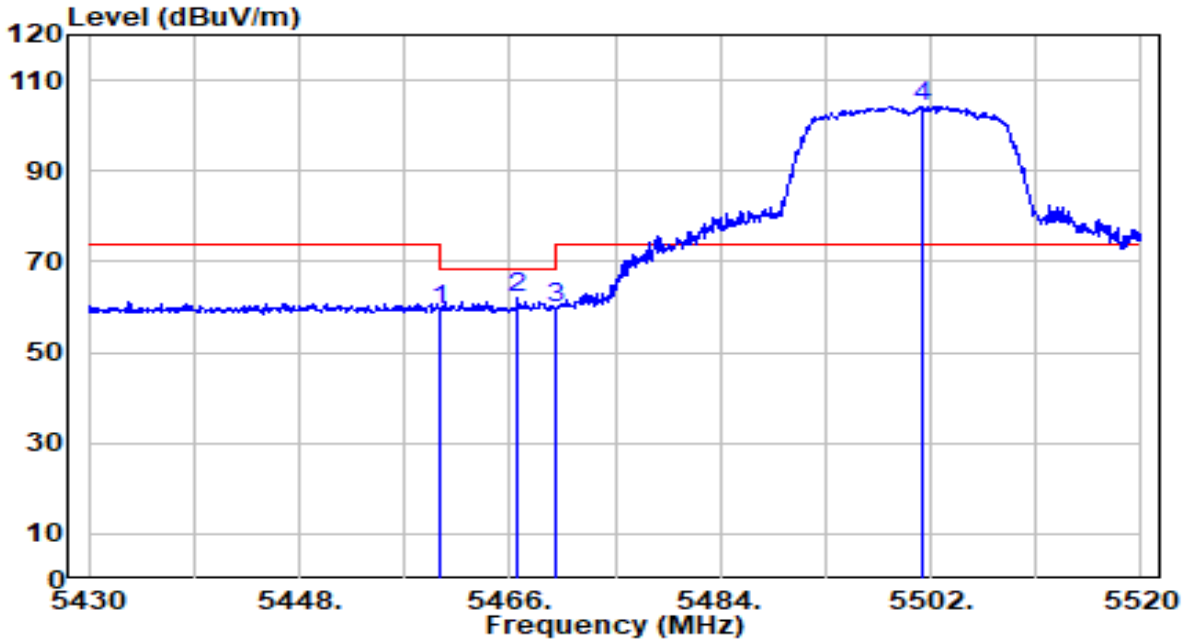

No		Frequency (MHz)	Reading (dBuV)	C.F (dB)	Measurement (dBuV/m)	Margin (dB)	Limit (dBuV/m)	Remark (QP/PK/AV)
1		5460.000	39.25	20.23	59.48	-8.72	68.20	Peak
2		5466.720	41.76	20.24	62.00	-6.20	68.20	Peak
3		5470.000	39.76	20.24	60.00	-8.20	68.20	Peak
4	*	5501.190	83.87	20.27	104.14	N/A	N/A	Peak

Note:

1. " *", means this data is the worst emission level.
2. C.F (Correction Factor) = Antenna Factor (dB)+ Cable Loss (dB)+ 16(dB) Attenuation– Preamplifier(dB).
3. Measurement(dBuV/m) = Reading(dBuV) + C.F (Correction Factor).
4.The emission levels of other frequencies are very lower than the limit and not show in test report.

EUT	AC750 Wi-Fi Range Extender	Date of Test	2020-11-12
Factor	BBHA 9120D (1GHz~18GHz)	Temp. / Humidity	26.3°C/36.3%
Polarity	Vertical	Site / Test Engineer	AC1 / Jay Chou
Test Mode	Transmit by 802.11ac-VHT20 at Channel 5500MHz	Test Voltage	120V/60Hz

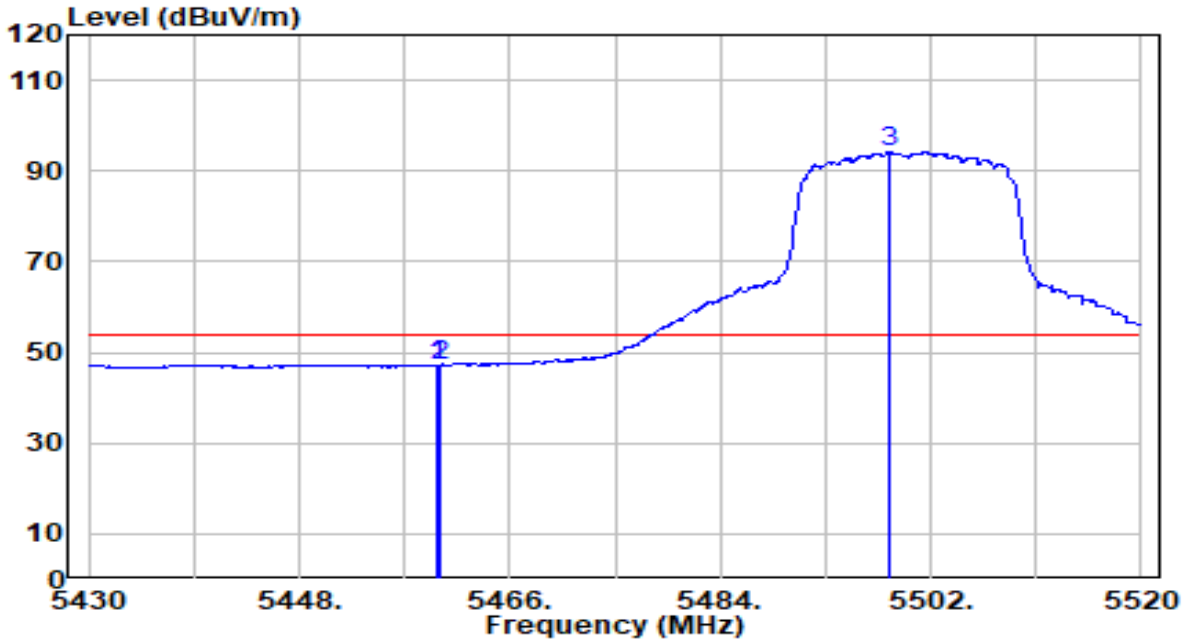

No		Frequency (MHz)	Reading (dBuV)	C.F (dB)	Measurement (dBuV/m)	Margin (dB)	Limit (dBuV/m)	Remark (QP/PK/AV)
1		5459.700	27.06	20.23	47.29	-6.71	54.00	Average
2		5460.000	27.06	20.23	47.29	-6.71	54.00	Average
3	*	5498.400	74.01	20.27	94.28	N/A	N/A	Average

Note:

1. " *", means this data is the worst emission level.
2. C.F (Correction Factor) = Antenna Factor (dB)+ Cable Loss (dB)+ 16(dB) Attenuation– Preamplifier(dB).
3. Measurement(dBuV/m) = Reading(dBuV) + C.F (Correction Factor).
4.The emission levels of other frequencies are very lower than the limit and not show in test report.

EUT	AC750 Wi-Fi Range Extender	Date of Test	2020-11-12
Factor	BBHA 9120D (1GHz~18GHz)	Temp. / Humidity	26.3°C/36.3%
Polarity	Horizontal	Site / Test Engineer	AC1 / Jay Chou
Test Mode	Transmit by 802.11ac-VHT20 at Channel 5700MHz	Test Voltage	120V/60Hz

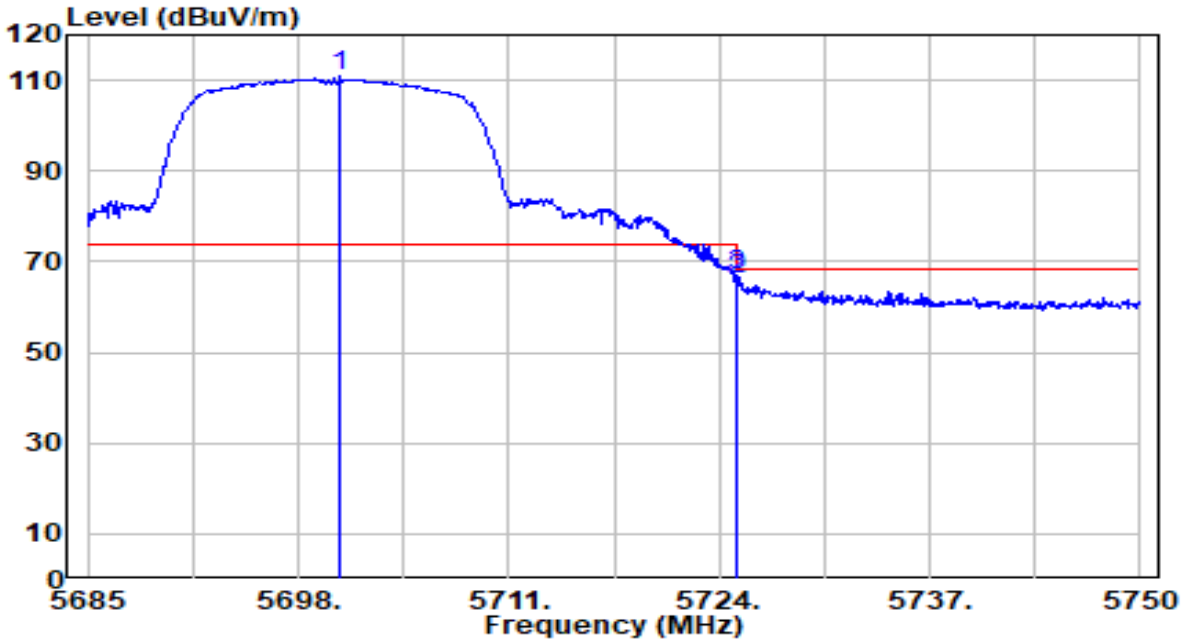

No		Frequency (MHz)	Reading (dBuV)	C.F (dB)	Measurement (dBuV/m)	Margin (dB)	Limit (dBuV/m)	Remark (QP/PK/AV)
1	*	5700.600	89.82	20.92	110.74	N/A	N/A	Peak
2		5725.000	45.23	21.00	66.23	-1.97	68.20	Peak
3		5725.105	46.21	21.00	67.21	-0.99	68.20	Peak

Note:

1. " *", means this data is the worst emission level.
2. C.F (Correction Factor) = Antenna Factor (dB)+ Cable Loss (dB)+ 16(dB) Attenuation– Preamplifier(dB).
3. Measurement(dBuV/m) = Reading(dBuV) + C.F (Correction Factor).
4.The emission levels of other frequencies are very lower than the limit and not show in test report.

EUT	AC750 Wi-Fi Range Extender	Date of Test	2020-11-12
Factor	BBHA 9120D (1GHz~18GHz)	Temp. / Humidity	26.3°C/36.3%
Polarity	Vertical	Site / Test Engineer	AC1 / Jay Chou
Test Mode	Transmit by 802.11ac-VHT20 at Channel 5700MHz	Test Voltage	120V/60Hz

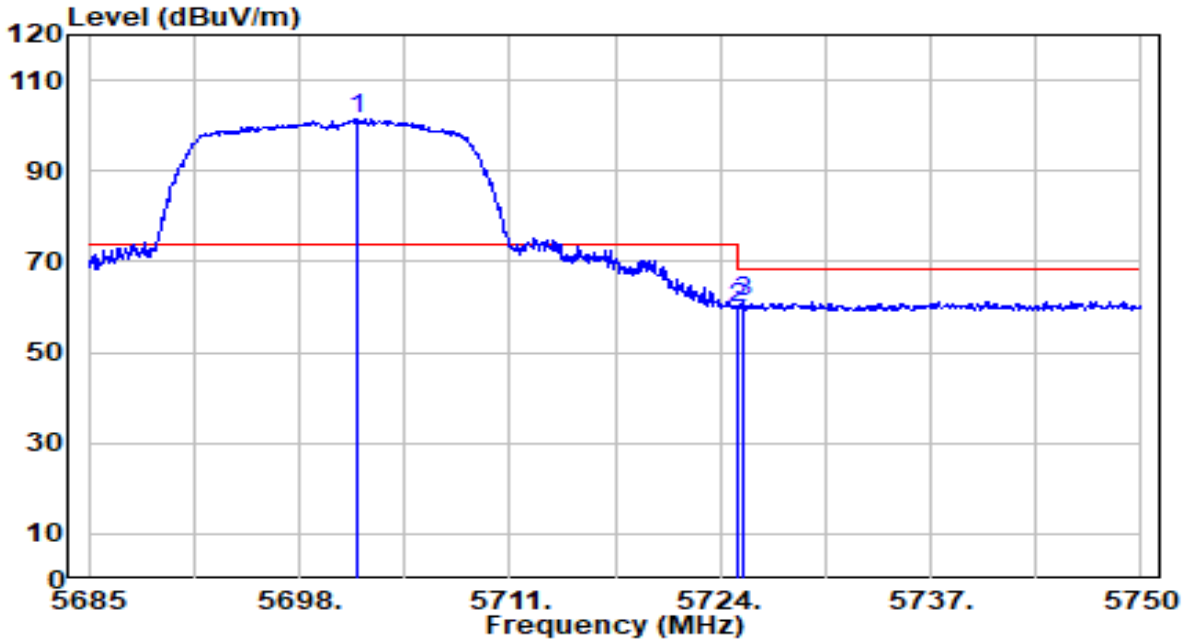

No		Frequency (MHz)	Reading (dBuV)	C.F (dB)	Measurement (dBuV/m)	Margin (dB)	Limit (dBuV/m)	Remark (QP/PK/AV)
1	*	5701.640	80.38	20.92	101.30	N/A	N/A	Peak
2		5725.000	38.75	21.00	59.75	-8.45	68.20	Peak
3		5725.430	40.08	21.00	61.08	-7.12	68.20	Peak

Note:

1. " *", means this data is the worst emission level.
2. C.F (Correction Factor) = Antenna Factor (dB)+ Cable Loss (dB)+ 16(dB) Attenuation– Preamplifier(dB).
3. Measurement(dBuV/m) = Reading(dBuV) + C.F (Correction Factor).
4.The emission levels of other frequencies are very lower than the limit and not show in test report.

EUT	AC750 Wi-Fi Range Extender	Date of Test	2020-11-07
Factor	BBHA 9120D (1GHz~18GHz)	Temp. / Humidity	23.9°C/41%
Polarity	Horizontal	Site / Test Engineer	AC1 / Jay Chou
Test Mode	Transmit by 802.11ac-VHT20 at Channel 5745MHz	Test Voltage	120V/60Hz

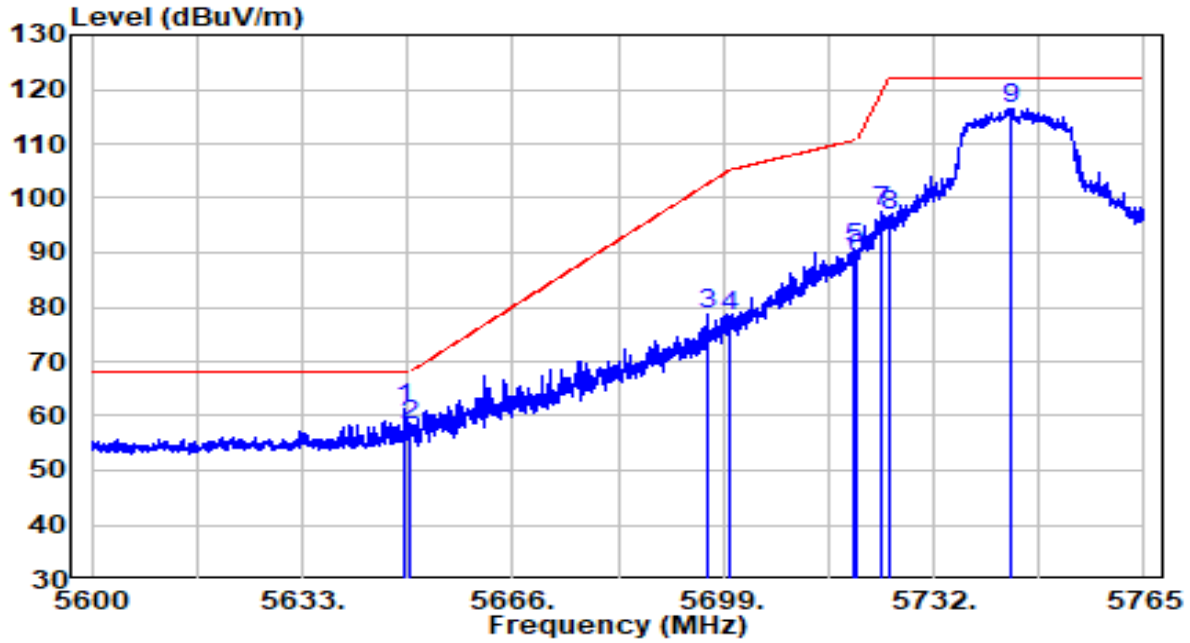

No		Frequency (MHz)	Reading (dBuV)	C.F (dB)	Measurement (dBuV/m)	Margin (dB)	Limit (dBuV/m)	Remark (QP/PK/AV)
1		5649.005	40.51	20.75	61.26	-6.94	68.20	Peak
2		5650.000	37.36	20.76	58.12	-10.08	68.20	Peak
3		5696.525	57.91	20.91	78.82	-23.82	102.64	Peak
4		5700.000	57.21	20.92	78.13	-27.07	105.20	Peak
5		5719.625	69.73	20.98	90.71	-19.98	110.70	Peak
6		5720.000	67.97	20.98	88.96	-21.84	110.80	Peak
7		5723.915	76.37	21.00	97.36	-22.36	119.73	Peak
8		5725.000	75.84	21.00	96.84	-25.36	122.20	Peak
9	*	5744.127	95.40	21.06	116.46	N/A	N/A	Peak

Note:

1. " *", means this data is the worst emission level.
2. C.F (Correction Factor) = Antenna Factor (dB)+ Cable Loss (dB)+ 16(dB) Attenuation– Preamplifier(dB).
3. Measurement(dBuV/m) = Reading(dBuV) + C.F (Correction Factor).
4.The emission levels of other frequencies are very lower than the limit and not show in test report.

EUT	AC750 Wi-Fi Range Extender	Date of Test	2020-11-07
Factor	BBHA 9120D (1GHz~18GHz)	Temp. / Humidity	23.9°C/41%
Polarity	Vertical	Site / Test Engineer	AC1 / Jay Chou
Test Mode	Transmit by 802.11ac-VHT20 at Channel 5745MHz	Test Voltage	120V/60Hz

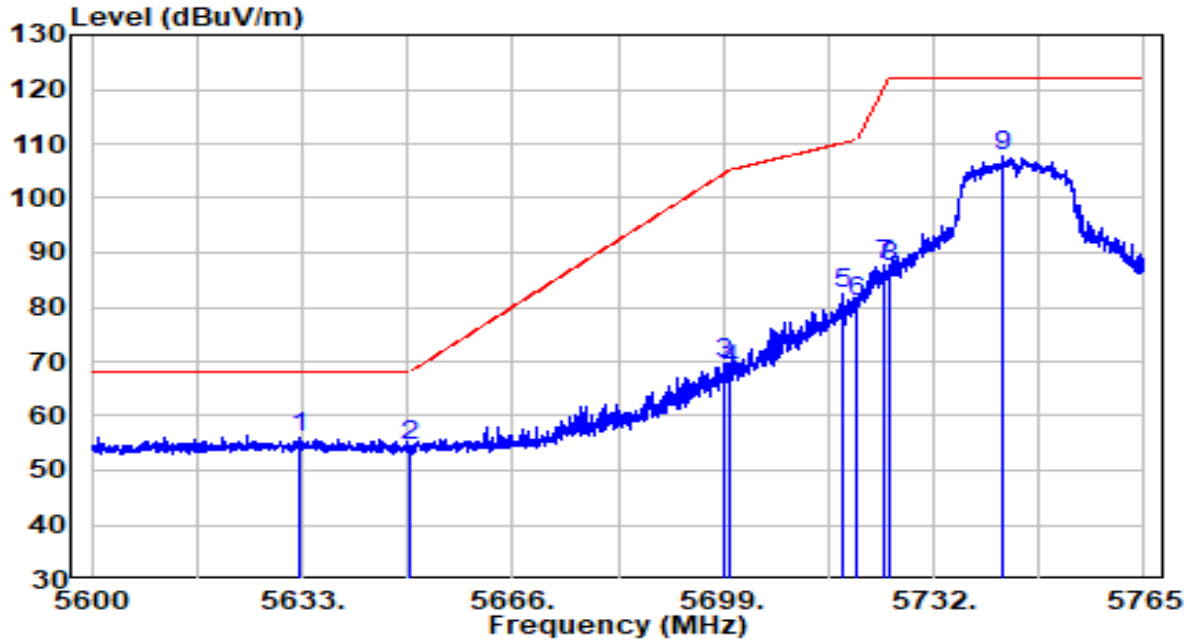

No		Frequency (MHz)	Reading (dBuV)	C.F (dB)	Measurement (dBuV/m)	Margin (dB)	Limit (dBuV/m)	Remark (QP/PK/AV)
1	*	5632.422	35.47	20.70	56.17	-12.03	68.20	Peak
2		5650.000	33.93	20.76	54.69	-13.51	68.20	Peak
3		5699.330	48.62	20.92	69.54	-35.17	104.71	Peak
4		5700.000	47.39	20.92	68.31	-36.89	105.20	Peak
5		5717.563	61.45	20.97	82.42	-27.70	110.12	Peak
6		5720.000	60.00	20.98	80.98	-29.82	110.80	Peak
7		5724.245	66.89	21.00	87.89	-32.59	120.48	Peak
8		5725.000	66.41	21.00	87.41	-34.79	122.20	Peak
9		5742.808	86.49	21.06	107.55	N/A	N/A	Peak

Note:

1. " *", means this data is the worst emission level.
2. C.F (Correction Factor) = Antenna Factor (dB)+ Cable Loss (dB)+ 16(dB) Attenuation– Preamplifier(dB).
3. Measurement(dBuV/m) = Reading(dBuV) + C.F (Correction Factor).
4.The emission levels of other frequencies are very lower than the limit and not show in test report.

EUT	AC750 Wi-Fi Range Extender	Date of Test	2020-11-07
Factor	BBHA 9120D (1GHz~18GHz)	Temp. / Humidity	23.9°C/41%
Polarity	Horizontal	Site / Test Engineer	AC1 / Jay Chou
Test Mode	Transmit by 802.11ac-VHT20 at Channel 5825MHz	Test Voltage	120V/60Hz

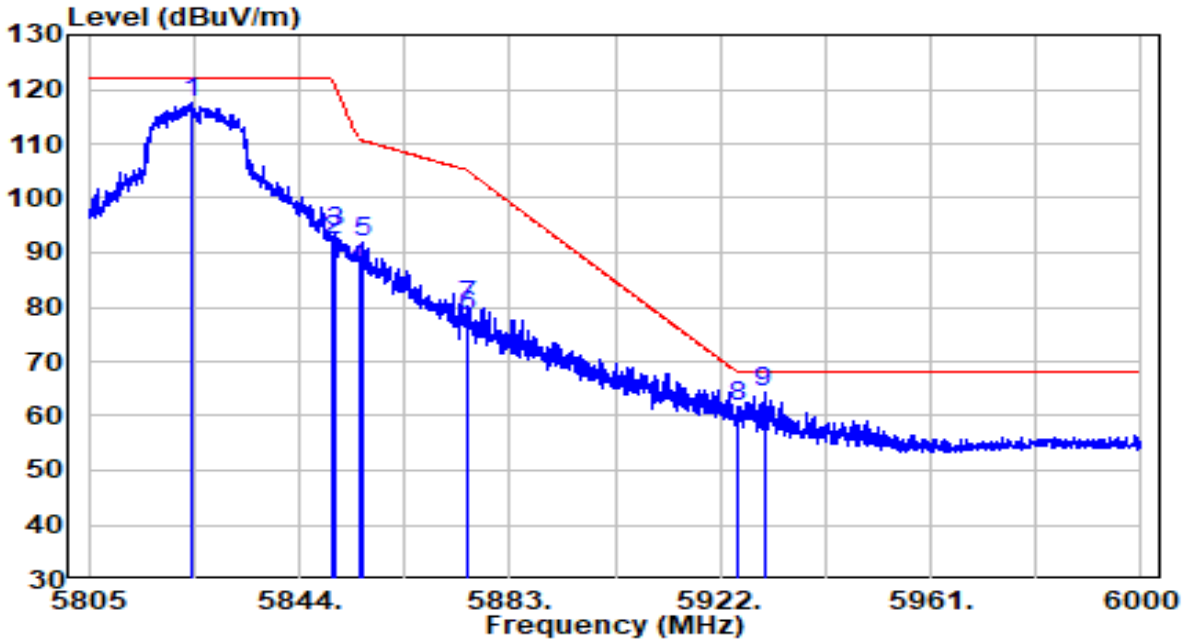

No		Frequency (MHz)	Reading (dBuV)	C.F (dB)	Measurement (dBuV/m)	Margin (dB)	Limit (dBuV/m)	Remark (QP/PK/AV)
1		5823.915	96.14	21.32	117.46	N/A	N/A	Peak
2		5850.000	70.77	21.40	92.18	-30.02	122.20	Peak
3		5850.825	72.29	21.41	93.70	-26.62	120.32	Peak
4		5855.000	65.72	21.42	87.14	-23.66	110.80	Peak
5		5855.993	70.50	21.42	91.92	-18.60	110.52	Peak
6		5875.000	56.74	21.49	78.22	-26.98	105.20	Peak
7		5875.200	58.64	21.49	80.12	-24.93	105.05	Peak
8		5925.000	40.00	21.65	61.65	-6.55	68.20	Peak
9	*	5930.092	42.54	21.66	64.21	-3.99	68.20	Peak

Note:

1. " *", means this data is the worst emission level.
2. C.F (Correction Factor) = Antenna Factor (dB)+ Cable Loss (dB)+ 16(dB) Attenuation– Preamplifier(dB).
3. Measurement(dBuV/m) = Reading(dBuV) + C.F (Correction Factor).
4.The emission levels of other frequencies are very lower than the limit and not show in test report.

EUT	AC750 Wi-Fi Range Extender	Date of Test	2020-11-07
Factor	BBHA 9120D (1GHz~18GHz)	Temp. / Humidity	23.9°C/41%
Polarity	Vertical	Site / Test Engineer	AC1 / Jay Chou
Test Mode	Transmit by 802.11ac-VHT20 at Channel 5825MHz	Test Voltage	120V/60Hz

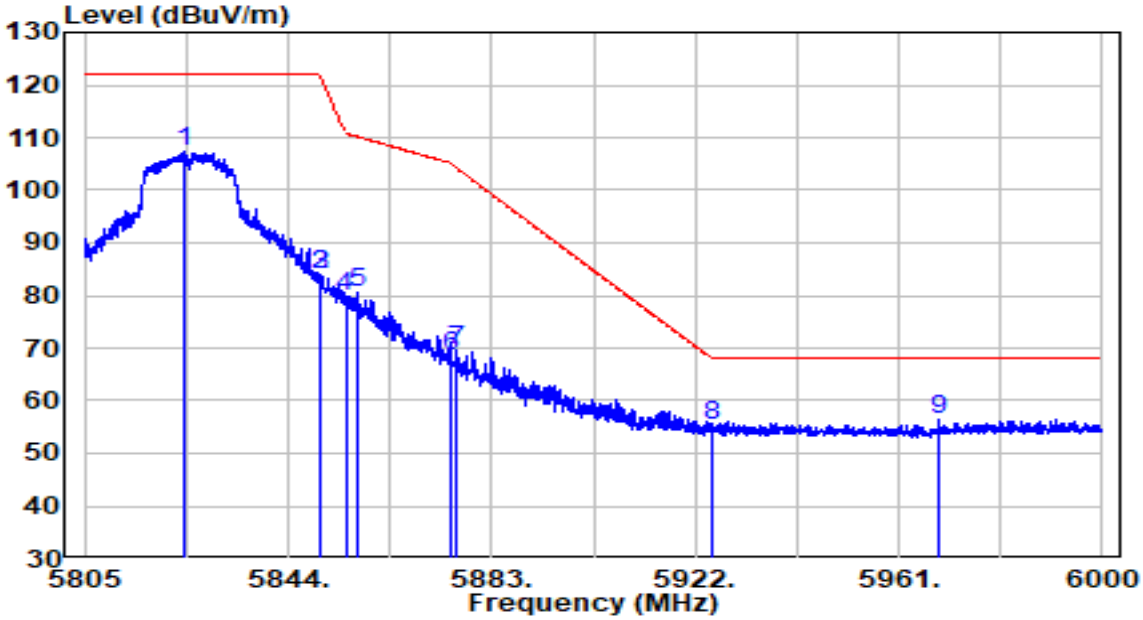

No		Frequency (MHz)	Reading (dBuV)	C.F (dB)	Measurement (dBuV/m)	Margin (dB)	Limit (dBuV/m)	Remark (QP/PK/AV)
1		5823.915	86.09	21.32	107.41	N/A	N/A	Peak
2		5850.000	62.57	21.40	83.98	-38.22	122.20	Peak
3		5850.045	62.57	21.40	83.98	-38.12	122.10	Peak
4		5855.000	58.49	21.42	79.91	-30.89	110.80	Peak
5		5857.163	59.16	21.43	80.59	-29.61	110.19	Peak
6		5875.000	47.09	21.49	68.57	-36.63	105.20	Peak
7		5876.175	47.95	21.49	69.44	-34.89	104.33	Peak
8		5925.000	33.53	21.65	55.17	-13.03	68.20	Peak
9	*	5968.605	34.51	21.79	56.30	-11.90	68.20	Peak

Note:

1. " *", means this data is the worst emission level.
2. C.F (Correction Factor) = Antenna Factor (dB)+ Cable Loss (dB)+ 16(dB) Attenuation– Preamplifier(dB).
3. Measurement(dBuV/m) = Reading(dBuV) + C.F (Correction Factor).
4.The emission levels of other frequencies are very lower than the limit and not show in test report.

EUT	AC750 Wi-Fi Range Extender	Date of Test	2020-11-12
Factor	BBHA 9120D (1GHz~18GHz)	Temp. / Humidity	26.3°C/36.3%
Polarity	Horizontal	Site / Test Engineer	AC1 / Jay Chou
Test Mode	Transmit by 802.11ac-VHT40 at Channel 5190MHz	Test Voltage	120V/60Hz

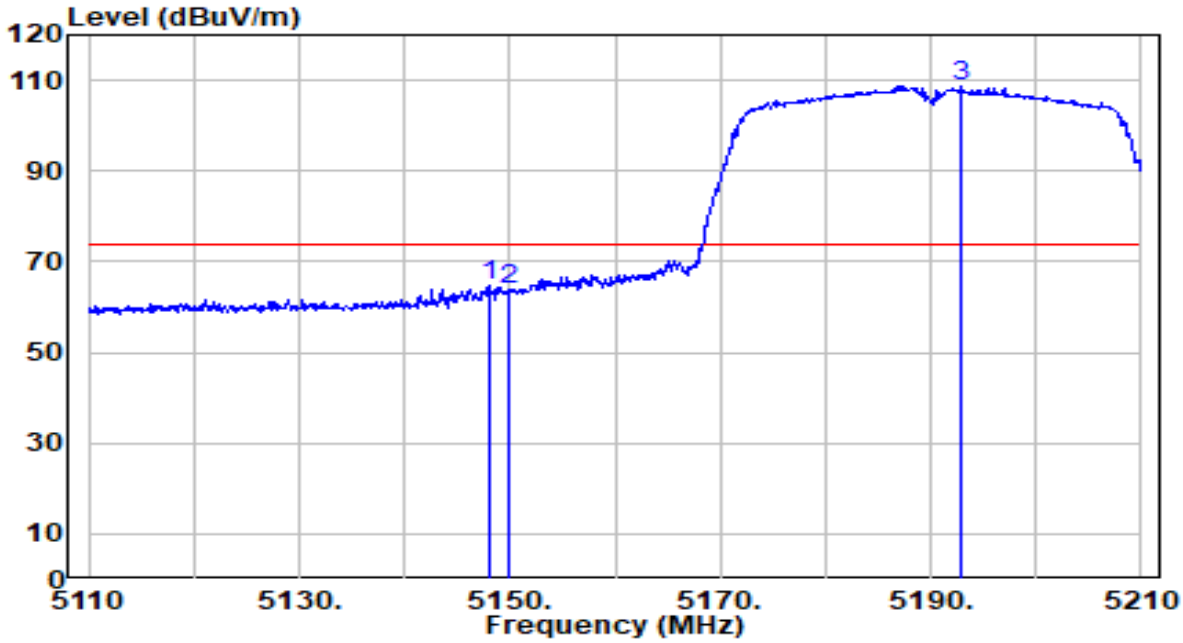

No		Frequency (MHz)	Reading (dBuV)	C.F (dB)	Measurement (dBuV/m)	Margin (dB)	Limit (dBuV/m)	Remark (QP/PK/AV)
1		5148.100	44.64	19.90	64.55	-9.45	74.00	Peak
2		5150.000	43.90	19.91	63.81	-10.19	74.00	Peak
3	*	5193.000	88.90	19.95	108.85	N/A	N/A	Peak

Note:

1. " *", means this data is the worst emission level.
2. C.F (Correction Factor) = Antenna Factor (dB)+ Cable Loss (dB)+ 16(dB) Attenuation– Preamplifier(dB).
3. Measurement(dBuV/m) = Reading(dBuV) + C.F (Correction Factor).
4.The emission levels of other frequencies are very lower than the limit and not show in test report.

EUT	AC750 Wi-Fi Range Extender	Date of Test	2020-11-12
Factor	BBHA 9120D (1GHz~18GHz)	Temp. / Humidity	26.3°C/36.3%
Polarity	Horizontal	Site / Test Engineer	AC1 / Jay Chou
Test Mode	Transmit by 802.11ac-VHT40 at Channel 5190MHz	Test Voltage	120V/60Hz

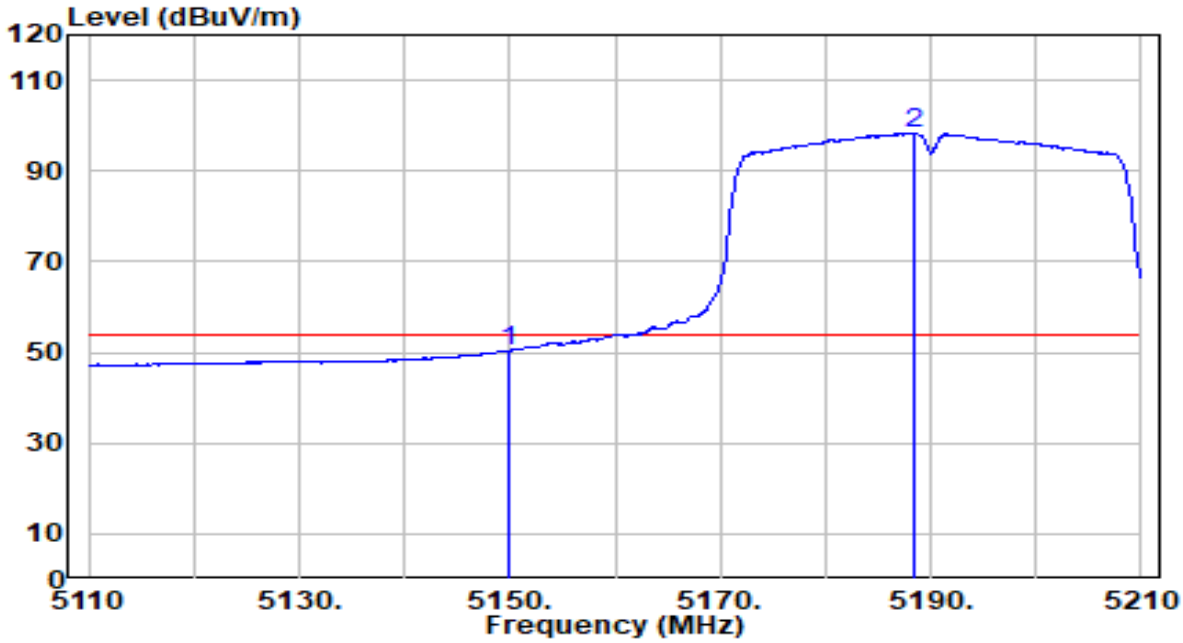

No		Frequency (MHz)	Reading (dBuV)	C.F (dB)	Measurement (dBuV/m)	Margin (dB)	Limit (dBuV/m)	Remark (QP/PK/AV)
1		5150.000	30.36	19.91	50.27	-3.73	54.00	Average
2	*	5188.400	78.54	19.95	98.49	N/A	N/A	Average

Note:

1. " *", means this data is the worst emission level.
2. C.F (Correction Factor) = Antenna Factor (dB)+ Cable Loss (dB)+ 16(dB) Attenuation– Preamplifier(dB).
3. Measurement(dBuV/m) = Reading(dBuV) + C.F (Correction Factor).
4.The emission levels of other frequencies are very lower than the limit and not show in test report.

EUT	AC750 Wi-Fi Range Extender	Date of Test	2020-11-12
Factor	BBHA 9120D (1GHz~18GHz)	Temp. / Humidity	26.3°C/36.3%
Polarity	Vertical	Site / Test Engineer	AC1 / Jay Chou
Test Mode	Transmit by 802.11ac-VHT40 at Channel 5190MHz	Test Voltage	120V/60Hz

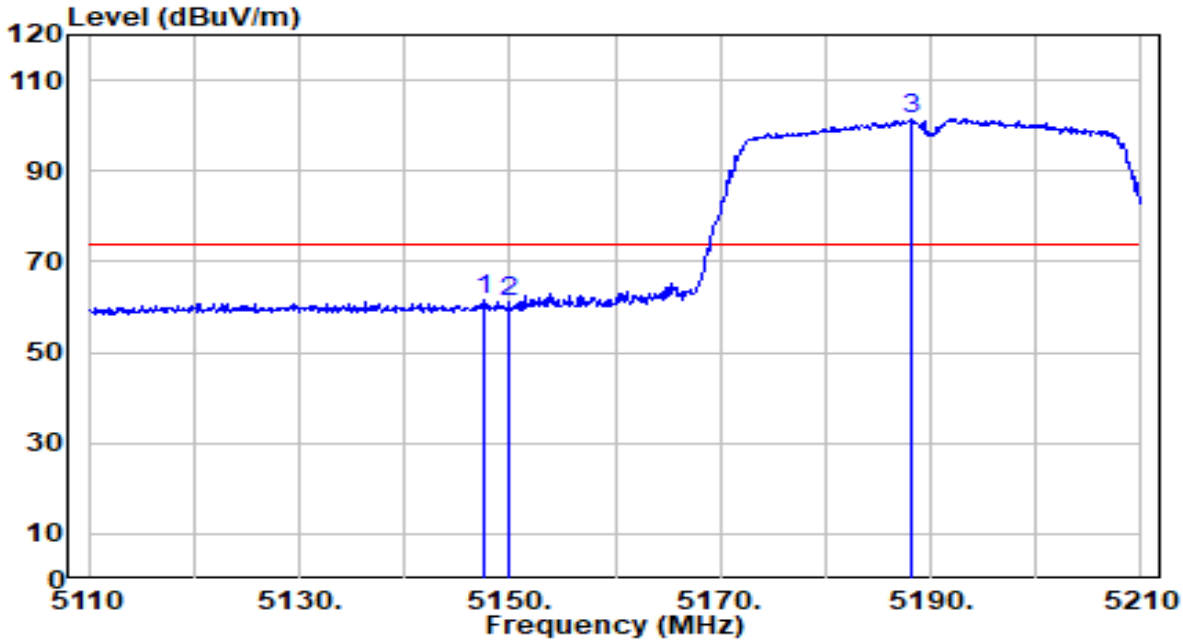

No		Frequency (MHz)	Reading (dBuV)	C.F (dB)	Measurement (dBuV/m)	Margin (dB)	Limit (dBuV/m)	Remark (QP/PK/AV)
1		5147.600	41.57	19.90	61.47	-12.53	74.00	Peak
2		5150.000	41.23	19.91	61.13	-12.87	74.00	Peak
3	*	5188.100	81.64	19.95	101.59	N/A	N/A	Peak

Note:

1. " *", means this data is the worst emission level.
2. C.F (Correction Factor) = Antenna Factor (dB)+ Cable Loss (dB)+ 16(dB) Attenuation– Preamplifier(dB).
3. Measurement(dBuV/m) = Reading(dBuV) + C.F (Correction Factor).
4.The emission levels of other frequencies are very lower than the limit and not show in test report.

EUT	AC750 Wi-Fi Range Extender	Date of Test	2020-11-12
Factor	BBHA 9120D (1GHz~18GHz)	Temp. / Humidity	26.3°C/36.3%
Polarity	Vertical	Site / Test Engineer	AC1 / Jay Chou
Test Mode	Transmit by 802.11ac-VHT40 at Channel 5190MHz	Test Voltage	120V/60Hz

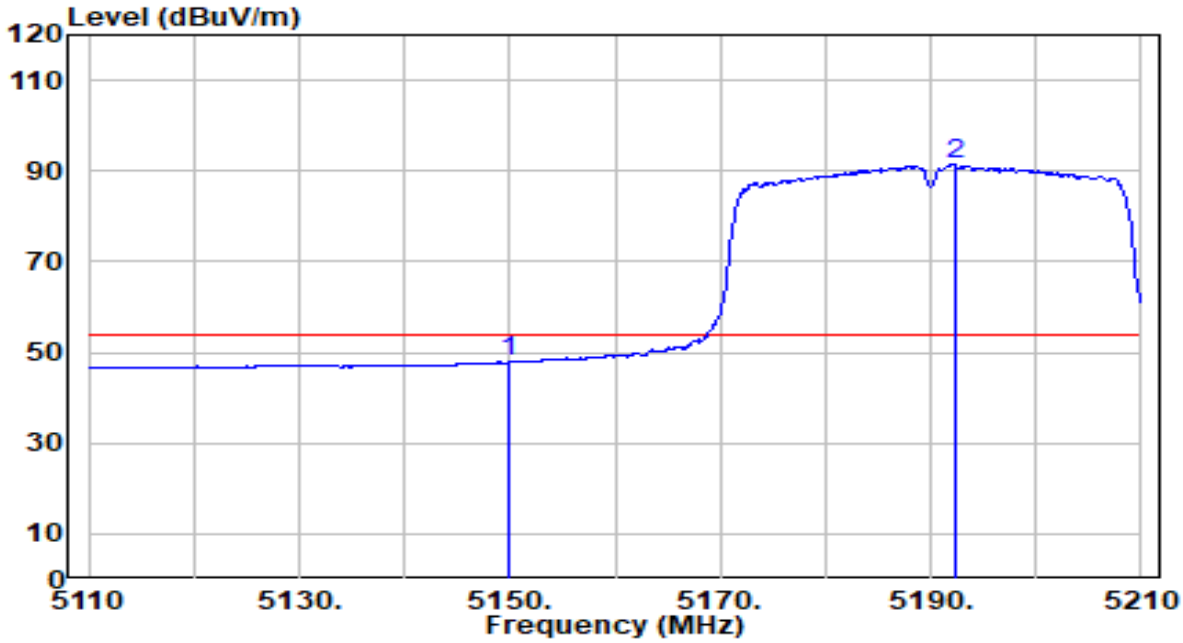

No		Frequency (MHz)	Reading (dBuV)	C.F (dB)	Measurement (dBuV/m)	Margin (dB)	Limit (dBuV/m)	Remark (QP/PK/AV)
1		5150.000	28.10	19.91	48.01	-5.99	54.00	Average
2	*	5192.300	71.70	19.95	91.65	N/A	N/A	Average

Note:

1. " *", means this data is the worst emission level.
2. C.F (Correction Factor) = Antenna Factor (dB)+ Cable Loss (dB)+ 16(dB) Attenuation– Preamplifier(dB).
3. Measurement(dBuV/m) = Reading(dBuV) + C.F (Correction Factor).
4.The emission levels of other frequencies are very lower than the limit and not show in test report.

EUT	AC750 Wi-Fi Range Extender	Date of Test	2020-11-07
Factor	BBHA 9120D (1GHz~18GHz)	Temp. / Humidity	23.9°C/41%
Polarity	Horizontal	Site / Test Engineer	AC1 / Jay Chou
Test Mode	Transmit by 802.11ac-VHT40 at Channel 5230MHz	Test Voltage	120V/60Hz

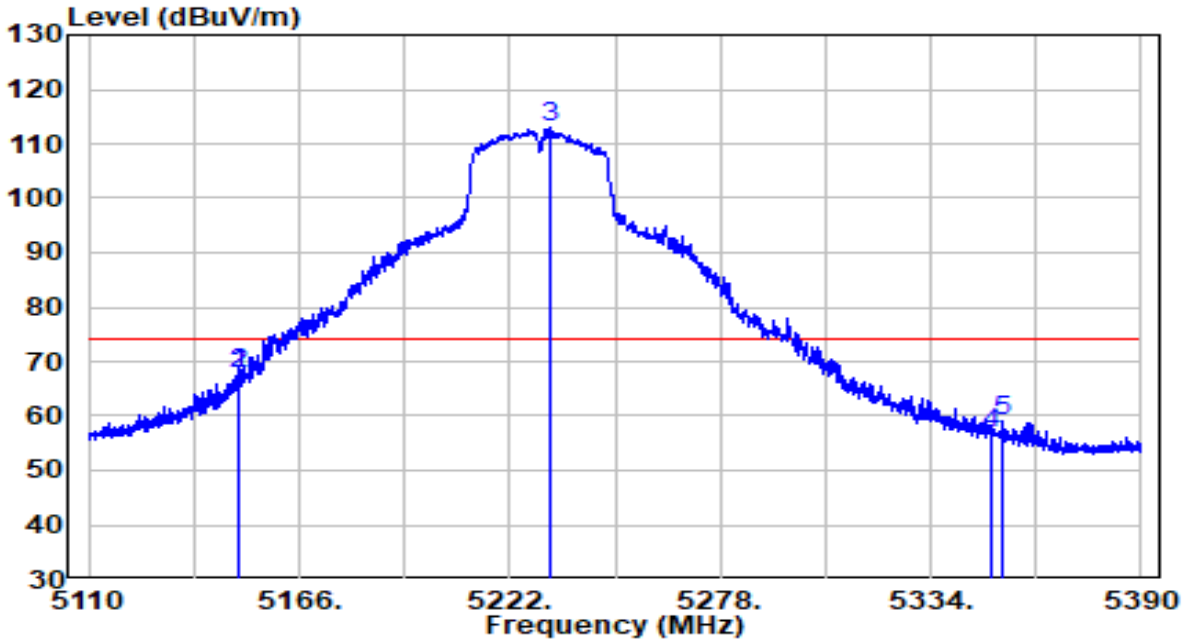

No		Frequency (MHz)	Reading (dBuV)	C.F (dB)	Measurement (dBuV/m)	Margin (dB)	Limit (dBuV/m)	Remark (QP/PK/AV)
1		5149.900	47.83	19.91	67.74	-6.26	74.00	Peak
2		5150.000	47.65	19.91	67.55	-6.45	74.00	Peak
3	*	5233.060	93.06	19.99	113.05	N/A	N/A	Peak
4		5350.000	36.54	20.11	56.65	-17.35	74.00	Peak
5		5353.040	38.85	20.12	58.97	-15.03	74.00	Peak

Note:

1. " *", means this data is the worst emission level.
2. C.F (Correction Factor) = Antenna Factor (dB)+ Cable Loss (dB)+ 16(dB) Attenuation– Preamplifier(dB).
3. Measurement(dBuV/m) = Reading(dBuV) + C.F (Correction Factor).
4.The emission levels of other frequencies are very lower than the limit and not show in test report.

EUT	AC750 Wi-Fi Range Extender	Date of Test	2020-11-07
Factor	BBHA 9120D (1GHz~18GHz)	Temp. / Humidity	23.9°C/41%
Polarity	Horizontal	Site / Test Engineer	AC1 / Jay Chou
Test Mode	Transmit by 802.11ac-VHT40 at Channel 5230MHz	Test Voltage	120V/60Hz

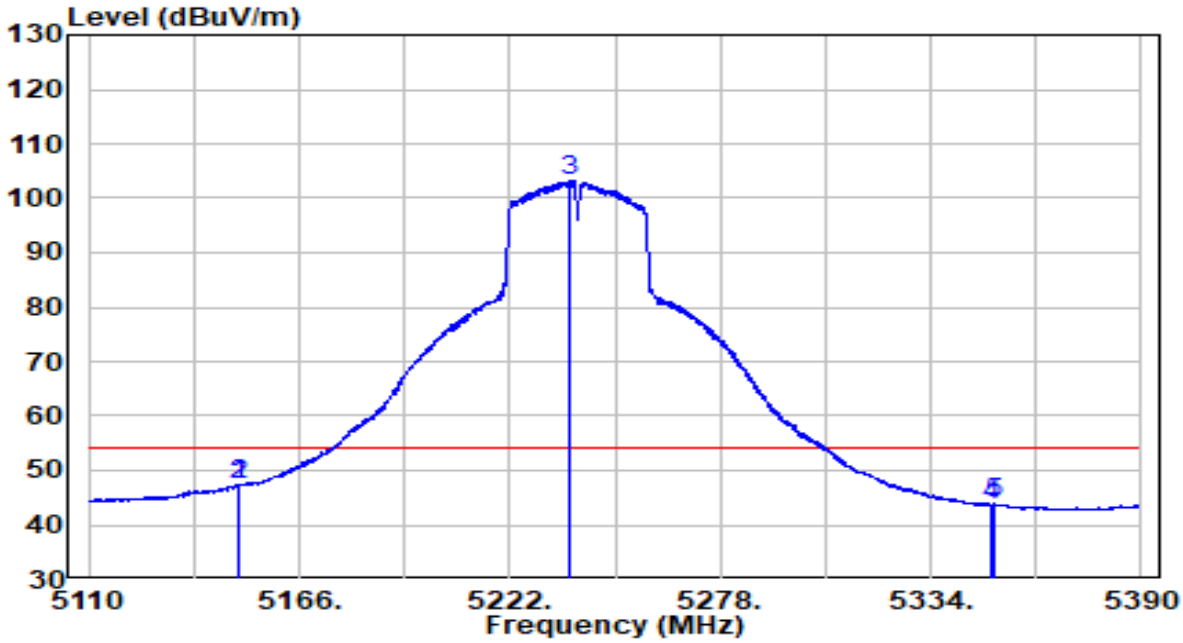

No		Frequency (MHz)	Reading (dBuV)	C.F (dB)	Measurement (dBuV/m)	Margin (dB)	Limit (dBuV/m)	Remark (QP/PK/AV)
1		5149.620	27.50	19.91	47.41	-6.59	54.00	Average
2		5150.000	27.39	19.91	47.29	-6.71	54.00	Average
3	*	5238.100	83.10	20.00	103.10	N/A	N/A	Average
4		5350.000	23.49	20.11	43.61	-10.39	54.00	Average
5		5351.220	23.69	20.12	43.80	-10.20	54.00	Average

Note:

1. " *", means this data is the worst emission level.
2. C.F (Correction Factor) = Antenna Factor (dB)+ Cable Loss (dB)+ 16(dB) Attenuation– Preamplifier(dB).
3. Measurement(dBuV/m) = Reading(dBuV) + C.F (Correction Factor).
4.The emission levels of other frequencies are very lower than the limit and not show in test report.

EUT	AC750 Wi-Fi Range Extender	Date of Test	2020-11-07
Factor	BBHA 9120D (1GHz~18GHz)	Temp. / Humidity	23.9°C/41%
Polarity	Vertical	Site / Test Engineer	AC1 / Jay Chou
Test Mode	Transmit by 802.11ac-VHT40 at Channel 5230MHz	Test Voltage	120V/60Hz

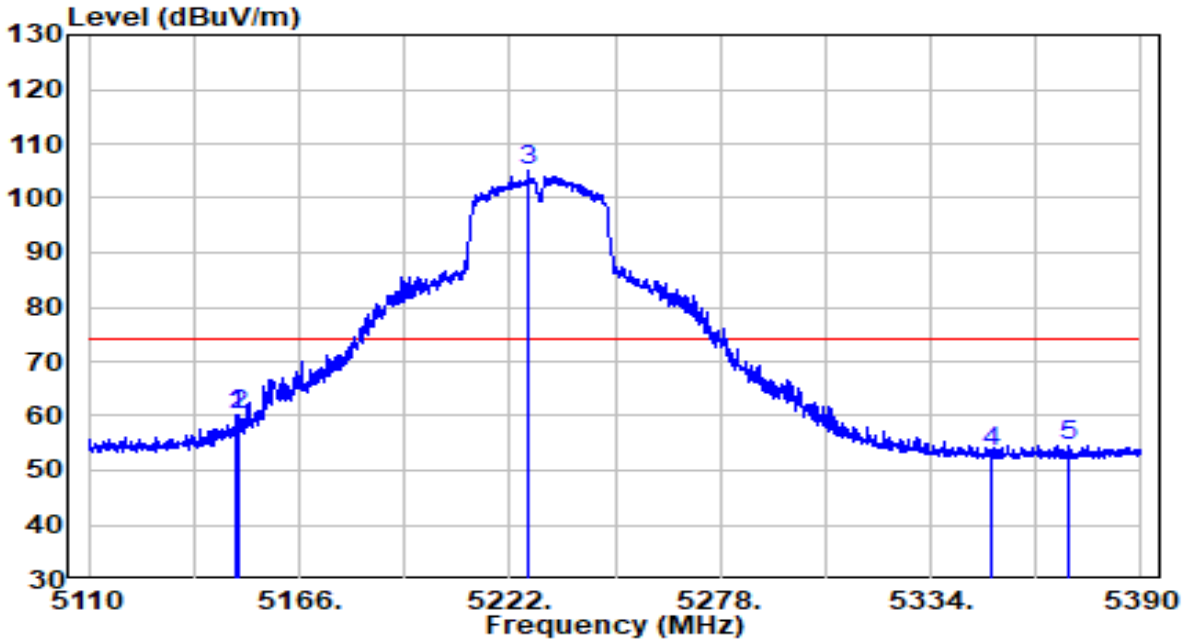

No		Frequency (MHz)	Reading (dBuV)	C.F (dB)	Measurement (dBuV/m)	Margin (dB)	Limit (dBuV/m)	Remark (QP/PK/AV)
1		5149.480	40.33	19.91	60.24	-13.76	74.00	Peak
2		5150.000	40.11	19.91	60.02	-13.98	74.00	Peak
3	*	5226.900	85.13	19.99	105.12	N/A	N/A	Peak
4		5350.000	33.09	20.11	53.21	-20.79	74.00	Peak
5		5370.540	34.30	20.14	54.43	-19.57	74.00	Peak

Note:

1. " *", means this data is the worst emission level.
2. C.F (Correction Factor) = Antenna Factor (dB)+ Cable Loss (dB)+ 16(dB) Attenuation– Preamplifier(dB).
3. Measurement(dBuV/m) = Reading(dBuV) + C.F (Correction Factor).
4.The emission levels of other frequencies are very lower than the limit and not show in test report.

EUT	AC750 Wi-Fi Range Extender	Date of Test	2020-11-07
Factor	BBHA 9120D (1GHz~18GHz)	Temp. / Humidity	23.9°C/41%
Polarity	Vertical	Site / Test Engineer	AC1 / Jay Chou
Test Mode	Transmit by 802.11ac-VHT40 at Channel 5230MHz	Test Voltage	120V/60Hz

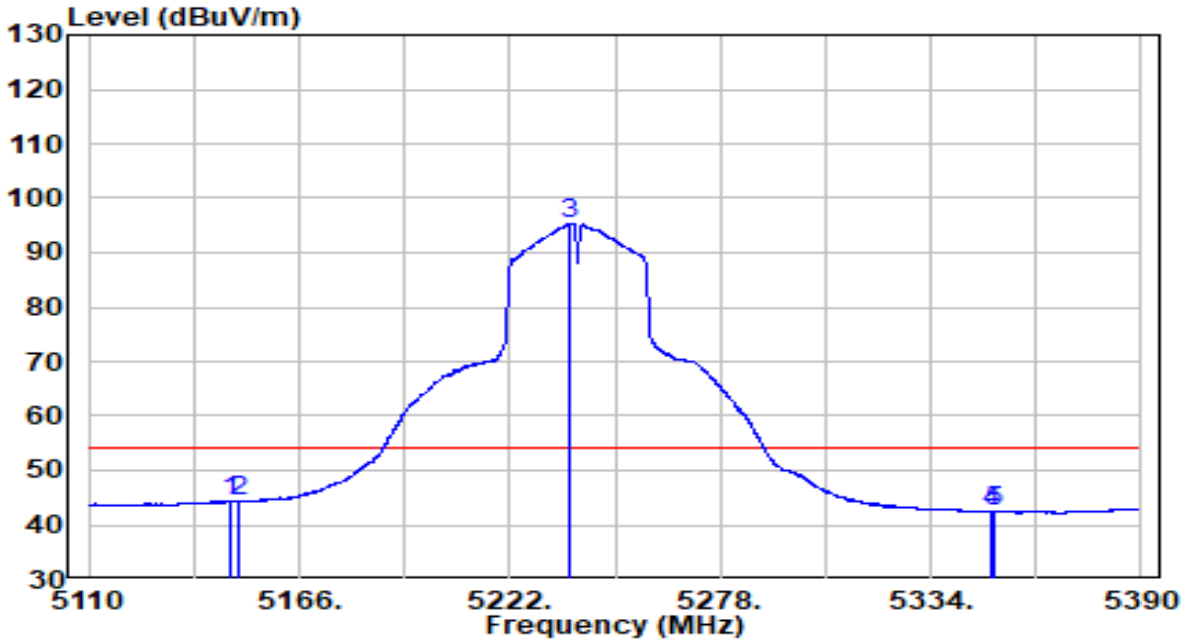

No		Frequency (MHz)	Reading (dBuV)	C.F (dB)	Measurement (dBuV/m)	Margin (dB)	Limit (dBuV/m)	Remark (QP/PK/AV)
1		5147.940	24.52	19.90	44.43	-9.57	54.00	Average
2		5150.000	24.44	19.91	44.34	-9.66	54.00	Average
3	*	5238.240	75.35	20.00	95.35	N/A	N/A	Average
4		5350.000	22.34	20.11	42.46	-11.54	54.00	Average
5		5350.800	22.47	20.11	42.59	-11.41	54.00	Average

Note:

1. " *", means this data is the worst emission level.
2. C.F (Correction Factor) = Antenna Factor (dB)+ Cable Loss (dB)+ 16(dB) Attenuation– Preamplifier(dB).
3. Measurement(dBuV/m) = Reading(dBuV) + C.F (Correction Factor).
4.The emission levels of other frequencies are very lower than the limit and not show in test report.

EUT	AC750 Wi-Fi Range Extender	Date of Test	2020-11-12
Factor	BBHA 9120D (1GHz~18GHz)	Temp. / Humidity	26.3°C/36.3%
Polarity	Horizontal	Site / Test Engineer	AC1 / Jay Chou
Test Mode	Transmit by 802.11ac-VHT40 at Channel 5310MHz	Test Voltage	120V/60Hz

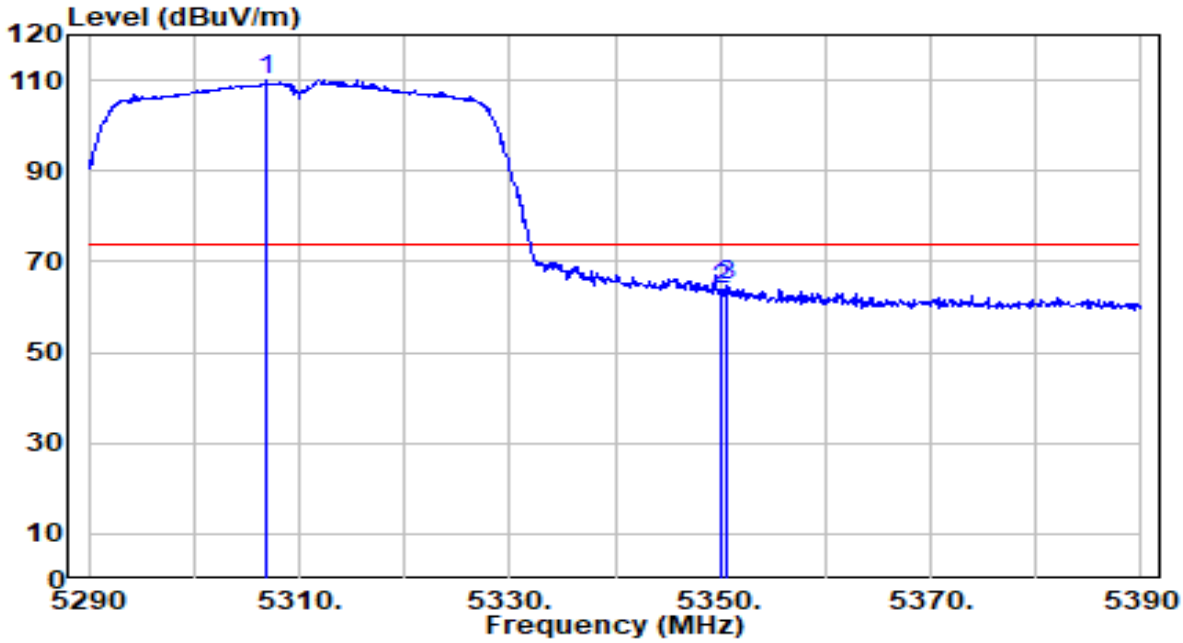

No		Frequency (MHz)	Reading (dBuV)	C.F (dB)	Measurement (dBuV/m)	Margin (dB)	Limit (dBuV/m)	Remark (QP/PK/AV)
1	*	5306.900	90.08	20.07	110.15	N/A	N/A	Peak
2		5350.000	43.79	20.11	63.91	-10.09	74.00	Peak
3		5350.500	44.65	20.11	64.76	-9.24	74.00	Peak

Note:

1. " *", means this data is the worst emission level.
2. C.F (Correction Factor) = Antenna Factor (dB)+ Cable Loss (dB)+ 16(dB) Attenuation– Preamplifier(dB).
3. Measurement(dBuV/m) = Reading(dBuV) + C.F (Correction Factor).
4.The emission levels of other frequencies are very lower than the limit and not show in test report.

EUT	AC750 Wi-Fi Range Extender	Date of Test	2020-11-12
Factor	BBHA 9120D (1GHz~18GHz)	Temp. / Humidity	26.3°C/36.3%
Polarity	Horizontal	Site / Test Engineer	AC1 / Jay Chou
Test Mode	Transmit by 802.11ac-VHT40 at Channel 5310MHz	Test Voltage	120V/60Hz

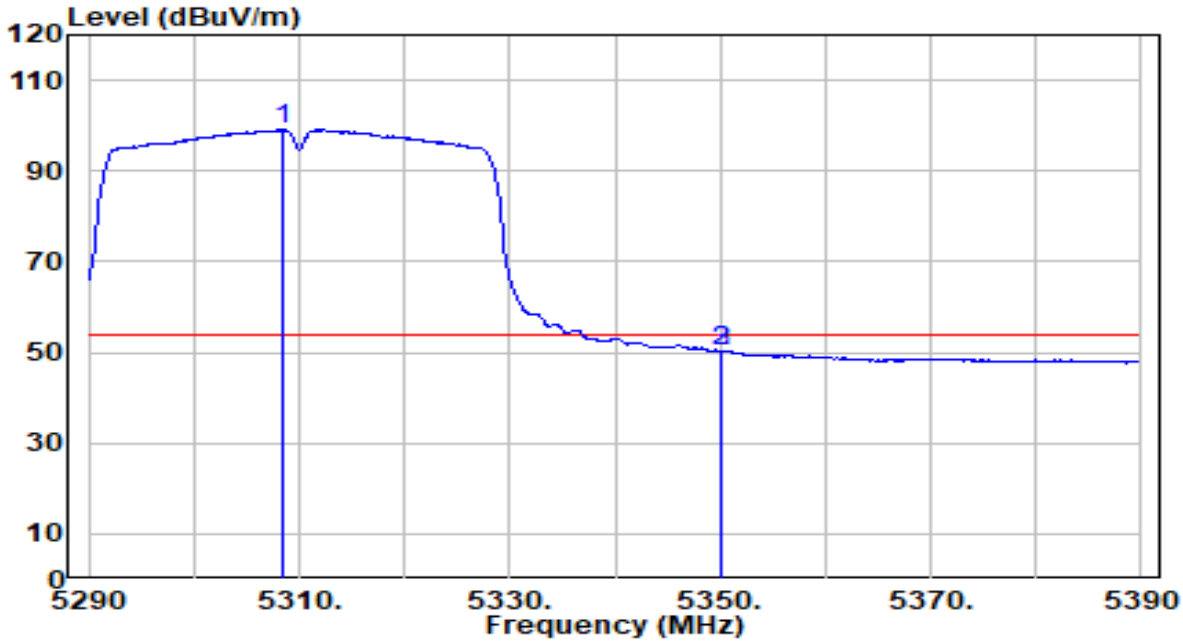

No		Frequency (MHz)	Reading (dBuV)	C.F (dB)	Measurement (dBuV/m)	Margin (dB)	Limit (dBuV/m)	Remark (QP/PK/AV)
1	*	5308.400	79.09	20.07	99.16	N/A	N/A	Average
2		5350.000	30.35	20.11	50.47	-3.53	54.00	Average
3		5350.000	30.35	20.11	50.47	-3.53	54.00	Average

Note:

1. " *", means this data is the worst emission level.
2. C.F (Correction Factor) = Antenna Factor (dB)+ Cable Loss (dB)+ 16(dB) Attenuation– Preamplifier(dB).
3. Measurement(dBuV/m) = Reading(dBuV) + C.F (Correction Factor).
4.The emission levels of other frequencies are very lower than the limit and not show in test report.

EUT	AC750 Wi-Fi Range Extender	Date of Test	2020-11-12
Factor	BBHA 9120D (1GHz~18GHz)	Temp. / Humidity	26.3°C/36.3%
Polarity	Vertical	Site / Test Engineer	AC1 / Jay Chou
Test Mode	Transmit by 802.11ac-VHT40 at Channel 5310MHz	Test Voltage	120V/60Hz

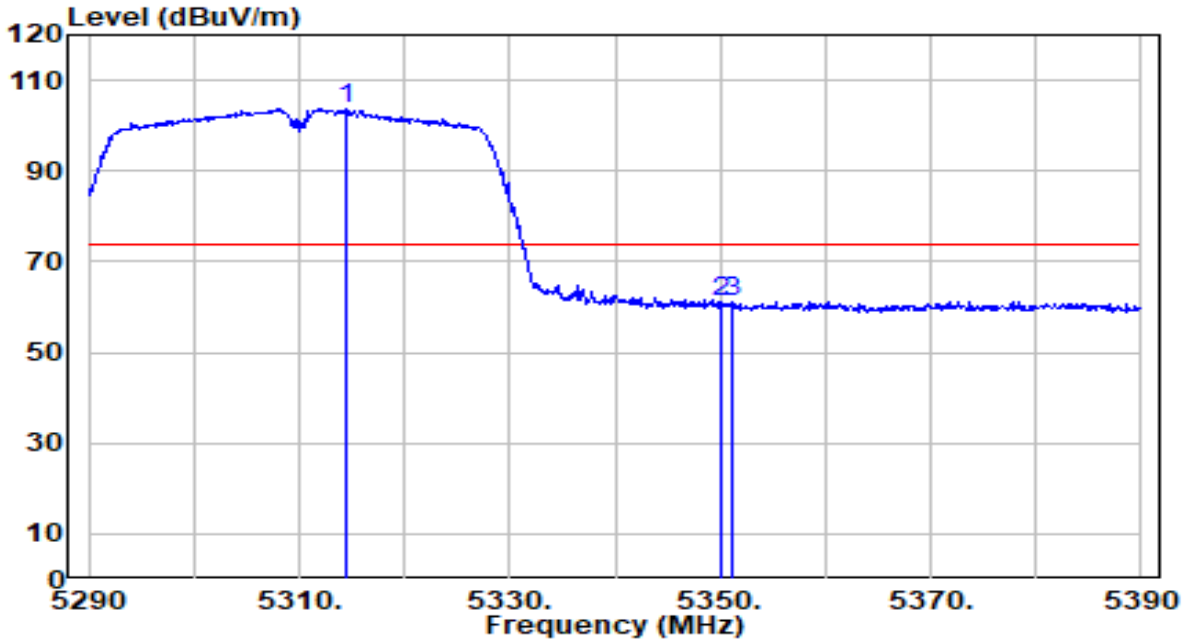

No		Frequency (MHz)	Reading (dBuV)	C.F (dB)	Measurement (dBuV/m)	Margin (dB)	Limit (dBuV/m)	Remark (QP/PK/AV)
1	*	5314.500	83.61	20.08	103.69	N/A	N/A	Peak
2		5350.000	40.84	20.11	60.95	-13.05	74.00	Peak
3		5351.100	41.14	20.12	61.26	-12.74	74.00	Peak

Note:

1. " *", means this data is the worst emission level.
2. C.F (Correction Factor) = Antenna Factor (dB)+ Cable Loss (dB)+ 16(dB) Attenuation– Preamplifier(dB).
3. Measurement(dBuV/m) = Reading(dBuV) + C.F (Correction Factor).
4.The emission levels of other frequencies are very lower than the limit and not show in test report.

EUT	AC750 Wi-Fi Range Extender	Date of Test	2020-11-12
Factor	BBHA 9120D (1GHz~18GHz)	Temp. / Humidity	26.3°C/36.3%
Polarity	Vertical	Site / Test Engineer	AC1 / Jay Chou
Test Mode	Transmit by 802.11ac-VHT40 at Channel 5310MHz	Test Voltage	120V/60Hz

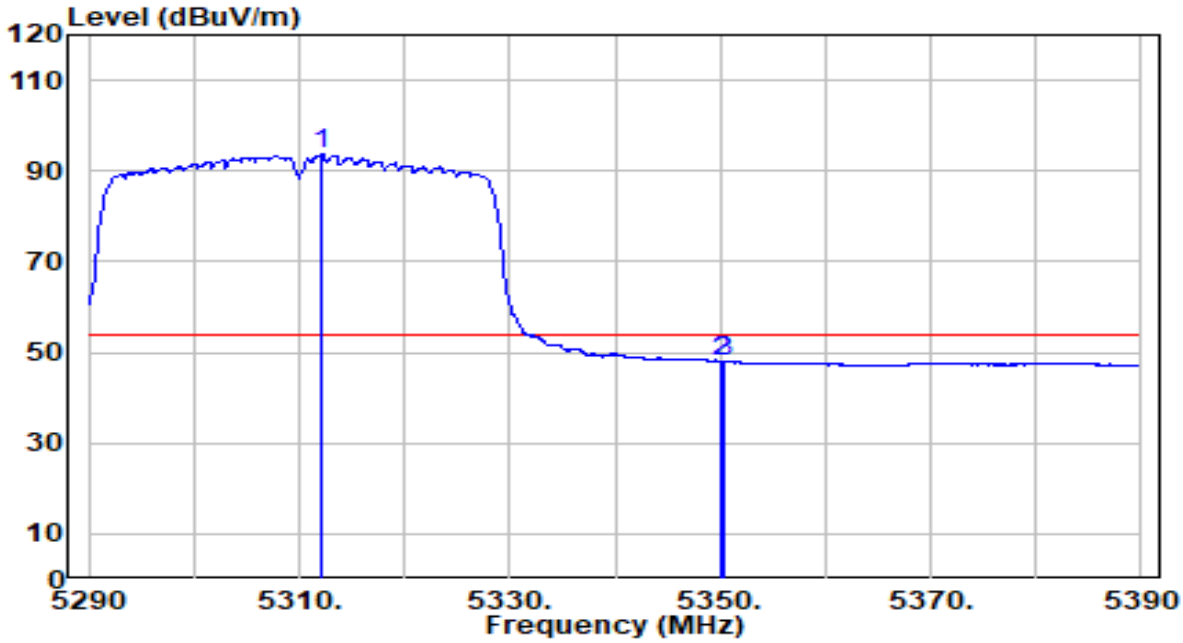

No		Frequency (MHz)	Reading (dBuV)	C.F (dB)	Measurement (dBuV/m)	Margin (dB)	Limit (dBuV/m)	Remark (QP/PK/AV)
1	*	5312.200	73.50	20.07	93.57	N/A	N/A	Average
2		5350.000	27.82	20.11	47.93	-6.07	54.00	Average
3		5350.300	27.90	20.11	48.02	-5.98	54.00	Average

Note:

1. " *", means this data is the worst emission level.
2. C.F (Correction Factor) = Antenna Factor (dB)+ Cable Loss (dB)+ 16(dB) Attenuation– Preamplifier(dB).
3. Measurement(dBuV/m) = Reading(dBuV) + C.F (Correction Factor).
4.The emission levels of other frequencies are very lower than the limit and not show in test report.

EUT	AC750 Wi-Fi Range Extender	Date of Test	2020-11-12
Factor	BBHA 9120D (1GHz~18GHz)	Temp. / Humidity	26.3°C/36.3%
Polarity	Horizontal	Site / Test Engineer	AC1 / Jay Chou
Test Mode	Transmit by 802.11ac-VHT40 at Channel 5510MHz	Test Voltage	120V/60Hz

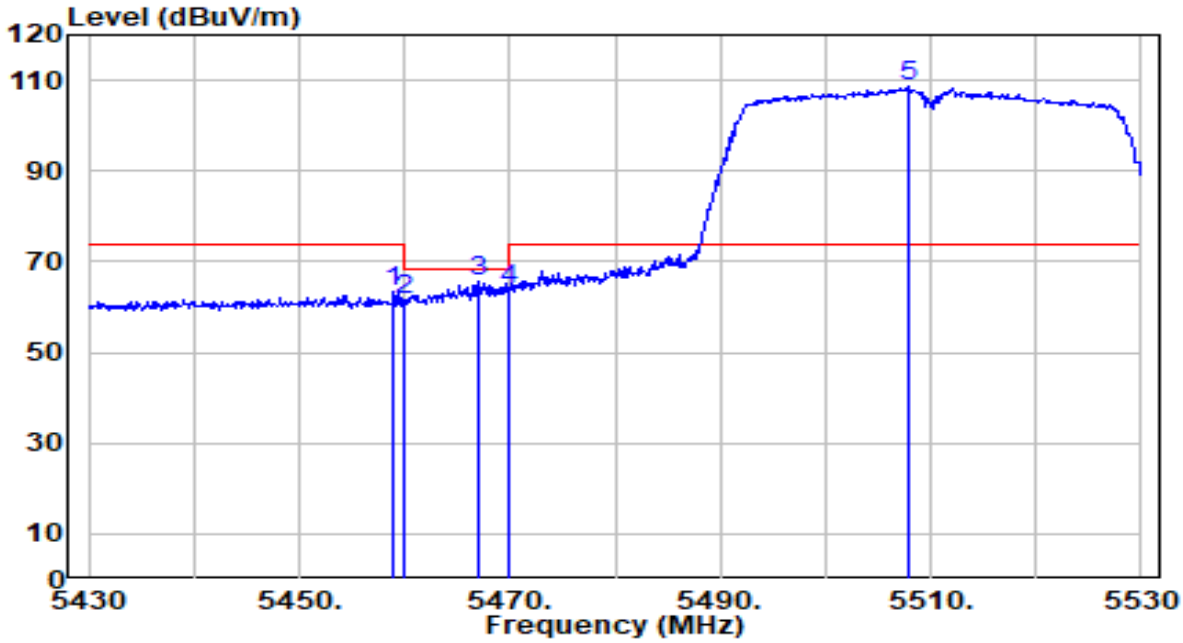

No		Frequency (MHz)	Reading (dBuV)	C.F (dB)	Measurement (dBuV/m)	Margin (dB)	Limit (dBuV/m)	Remark (QP/PK/AV)
1		5459.000	43.19	20.23	63.42	-10.58	74.00	Peak
2		5460.000	41.36	20.23	61.59	-6.61	68.20	Peak
3		5467.100	45.62	20.24	65.85	-2.35	68.20	Peak
4		5470.000	43.55	20.24	63.79	-4.41	68.20	Peak
5	*	5507.800	88.45	20.30	108.75	N/A	N/A	Peak

Note:

1. " *", means this data is the worst emission level.
2. C.F (Correction Factor) = Antenna Factor (dB)+ Cable Loss (dB)+ 16(dB) Attenuation– Preamplifier(dB).
3. Measurement(dBuV/m) = Reading(dBuV) + C.F (Correction Factor).
4.The emission levels of other frequencies are very lower than the limit and not show in test report.

EUT	AC750 Wi-Fi Range Extender	Date of Test	2020-11-12
Factor	BBHA 9120D (1GHz~18GHz)	Temp. / Humidity	26.3°C/36.3%
Polarity	Horizontal	Site / Test Engineer	AC1 / Jay Chou
Test Mode	Transmit by 802.11ac-VHT40 at Channel 5510MHz	Test Voltage	120V/60Hz

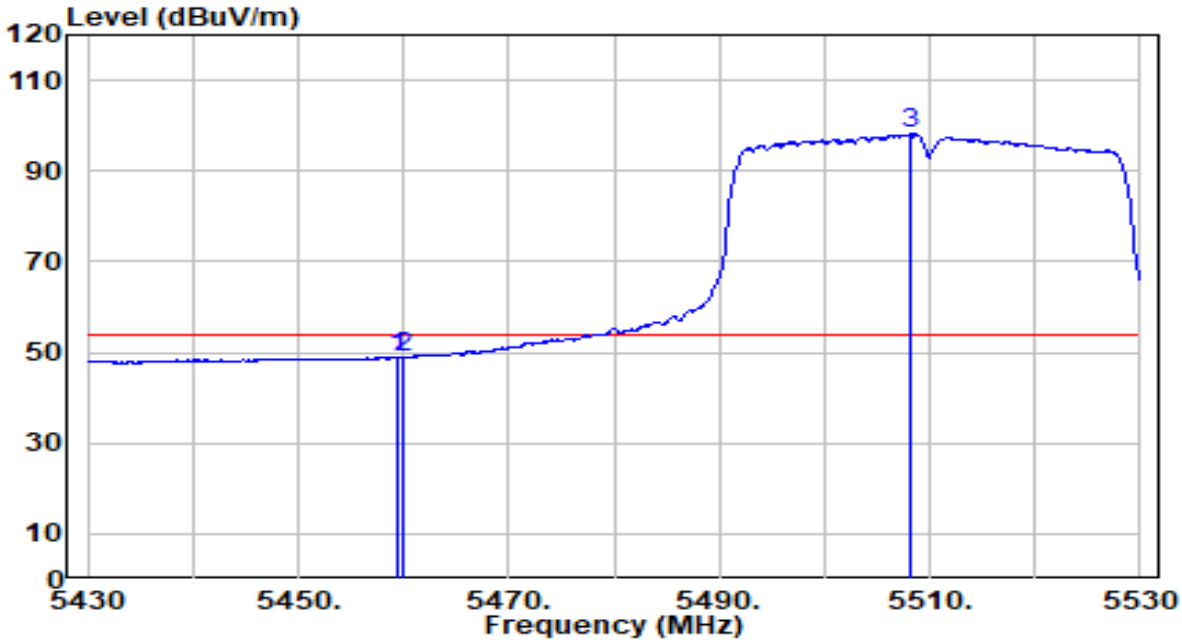

No		Frequency (MHz)	Reading (dBuV)	C.F (dB)	Measurement (dBuV/m)	Margin (dB)	Limit (dBuV/m)	Remark (QP/PK/AV)
1		5459.500	28.79	20.23	49.02	-4.98	54.00	Average
2		5460.000	28.68	20.23	48.91	-5.09	54.00	Average
3	*	5508.200	77.78	20.30	98.08	N/A	N/A	Average

Note:

1. " *", means this data is the worst emission level.
2. C.F (Correction Factor) = Antenna Factor (dB)+ Cable Loss (dB)+ 16(dB) Attenuation– Preamplifier(dB).
3. Measurement(dBuV/m) = Reading(dBuV) + C.F (Correction Factor).
4.The emission levels of other frequencies are very lower than the limit and not show in test report.

EUT	AC750 Wi-Fi Range Extender	Date of Test	2020-11-12
Factor	BBHA 9120D (1GHz~18GHz)	Temp. / Humidity	26.3°C/36.3%
Polarity	Vertical	Site / Test Engineer	AC1 / Jay Chou
Test Mode	Transmit by 802.11ac-VHT40 at Channel 5510MHz	Test Voltage	120V/60Hz

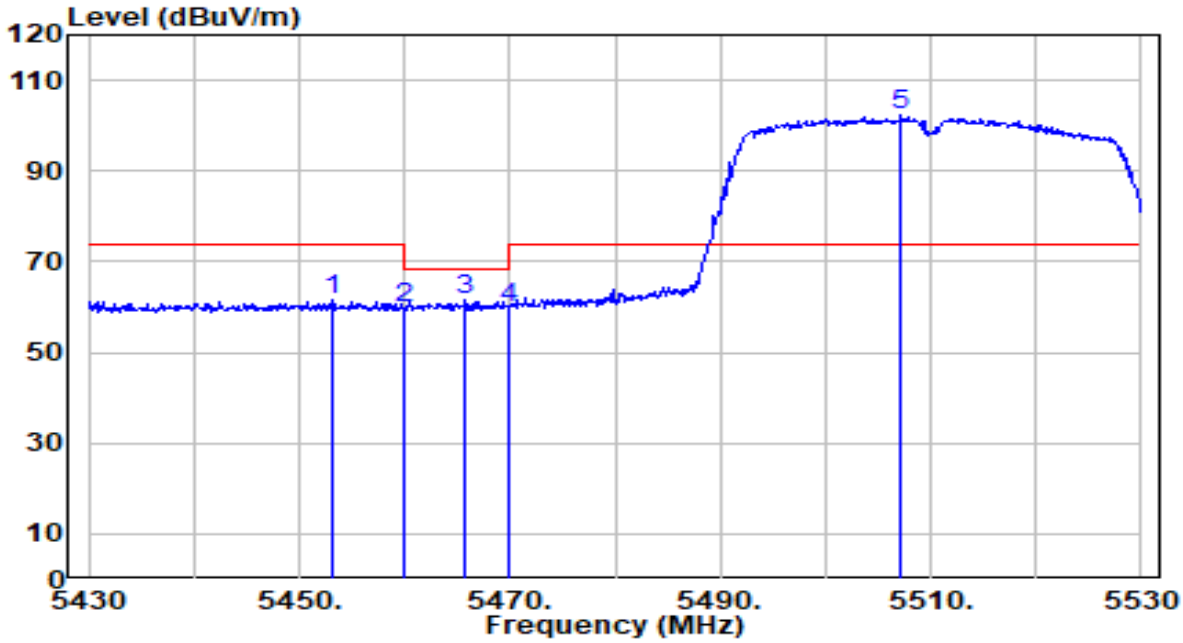

No		Frequency (MHz)	Reading (dBuV)	C.F (dB)	Measurement (dBuV/m)	Margin (dB)	Limit (dBuV/m)	Remark (QP/PK/AV)
1		5453.100	41.33	20.22	61.55	-12.45	74.00	Peak
2		5460.000	39.65	20.23	59.87	-8.33	68.20	Peak
3		5465.700	41.32	20.23	61.56	-6.64	68.20	Peak
4		5470.000	39.74	20.24	59.98	-8.22	68.20	Peak
5	*	5507.100	81.89	20.29	102.18	N/A	N/A	Peak

Note:

1. " *", means this data is the worst emission level.
2. C.F (Correction Factor) = Antenna Factor (dB)+ Cable Loss (dB)+ 16(dB) Attenuation– Preamplifier(dB).
3. Measurement(dBuV/m) = Reading(dBuV) + C.F (Correction Factor).
4.The emission levels of other frequencies are very lower than the limit and not show in test report.

EUT	AC750 Wi-Fi Range Extender	Date of Test	2020-11-12
Factor	BBHA 9120D (1GHz~18GHz)	Temp. / Humidity	26.3°C/36.3%
Polarity	Vertical	Site / Test Engineer	AC1 / Jay Chou
Test Mode	Transmit by 802.11ac-VHT40 at Channel 5510MHz	Test Voltage	120V/60Hz

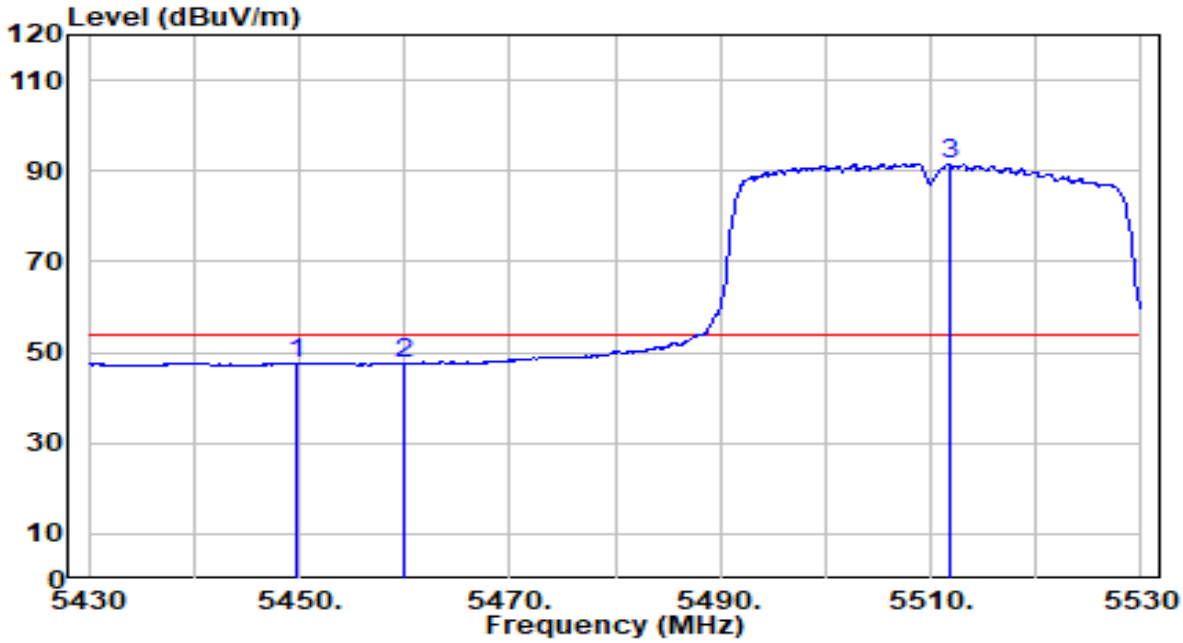

No		Frequency (MHz)	Reading (dBuV)	C.F (dB)	Measurement (dBuV/m)	Margin (dB)	Limit (dBuV/m)	Remark (QP/PK/AV)
1		5449.700	27.39	20.22	47.60	-6.40	54.00	Average
2		5460.000	27.30	20.23	47.53	-6.47	54.00	Average
3	*	5511.900	71.21	20.31	91.52	N/A	N/A	Average

Note:

1. " *", means this data is the worst emission level.
2. C.F (Correction Factor) = Antenna Factor (dB)+ Cable Loss (dB)+ 16(dB) Attenuation– Preamplifier(dB).
3. Measurement(dBuV/m) = Reading(dBuV) + C.F (Correction Factor).
4.The emission levels of other frequencies are very lower than the limit and not show in test report.

EUT	AC750 Wi-Fi Range Extender	Date of Test	2020-11-12
Factor	BBHA 9120D (1GHz~18GHz)	Temp. / Humidity	26.3°C/36.3%
Polarity	Horizontal	Site / Test Engineer	AC1 / Jay Chou
Test Mode	Transmit by 802.11ac-VHT40 at Channel 5670MHz	Test Voltage	120V/60Hz

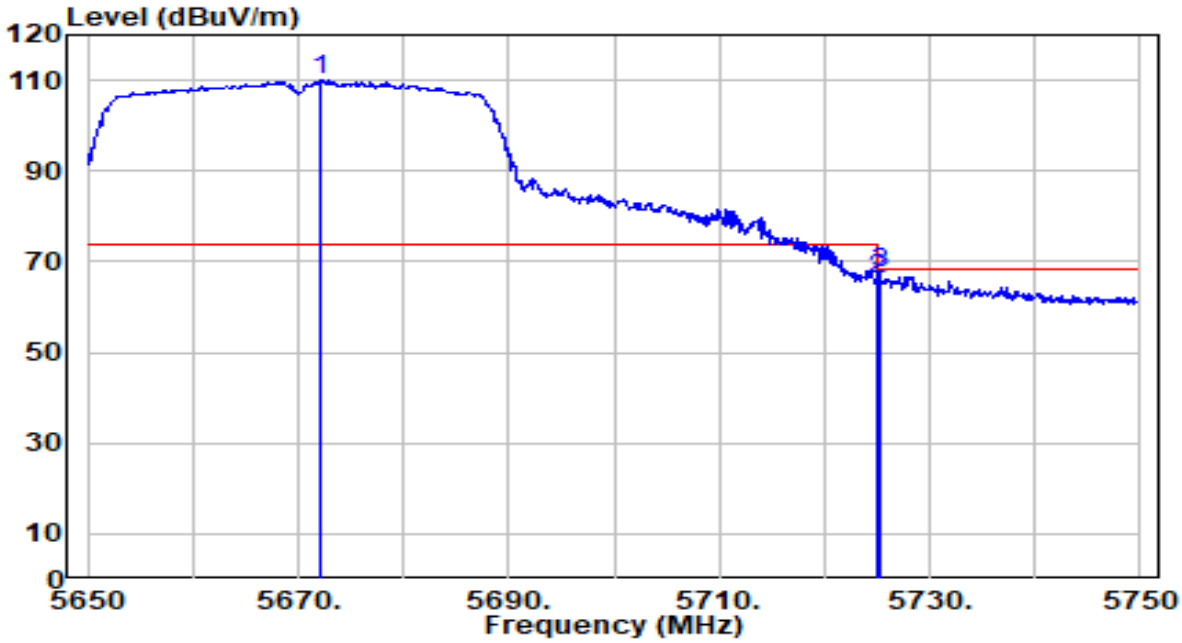

No		Frequency (MHz)	Reading (dBuV)	C.F (dB)	Measurement (dBuV/m)	Margin (dB)	Limit (dBuV/m)	Remark (QP/PK/AV)
1	*	5672.200	89.31	20.83	110.14	N/A	N/A	Peak
2		5725.000	45.18	21.00	66.18	-2.02	68.20	Peak
3	*	5725.300	46.63	21.00	67.63	-0.57	68.20	Peak

Note:

1. " *", means this data is the worst emission level.
2. C.F (Correction Factor) = Antenna Factor (dB)+ Cable Loss (dB)+ 16(dB) Attenuation– Preamplifier(dB).
3. Measurement(dBuV/m) = Reading(dBuV) + C.F (Correction Factor).
4.The emission levels of other frequencies are very lower than the limit and not show in test report.

EUT	AC750 Wi-Fi Range Extender	Date of Test	2020-11-12
Factor	BBHA 9120D (1GHz~18GHz)	Temp. / Humidity	26.3°C/36.3%
Polarity	Vertical	Site / Test Engineer	AC1 / Jay Chou
Test Mode	Transmit by 802.11ac-VHT40 at Channel 5670MHz	Test Voltage	120V/60Hz

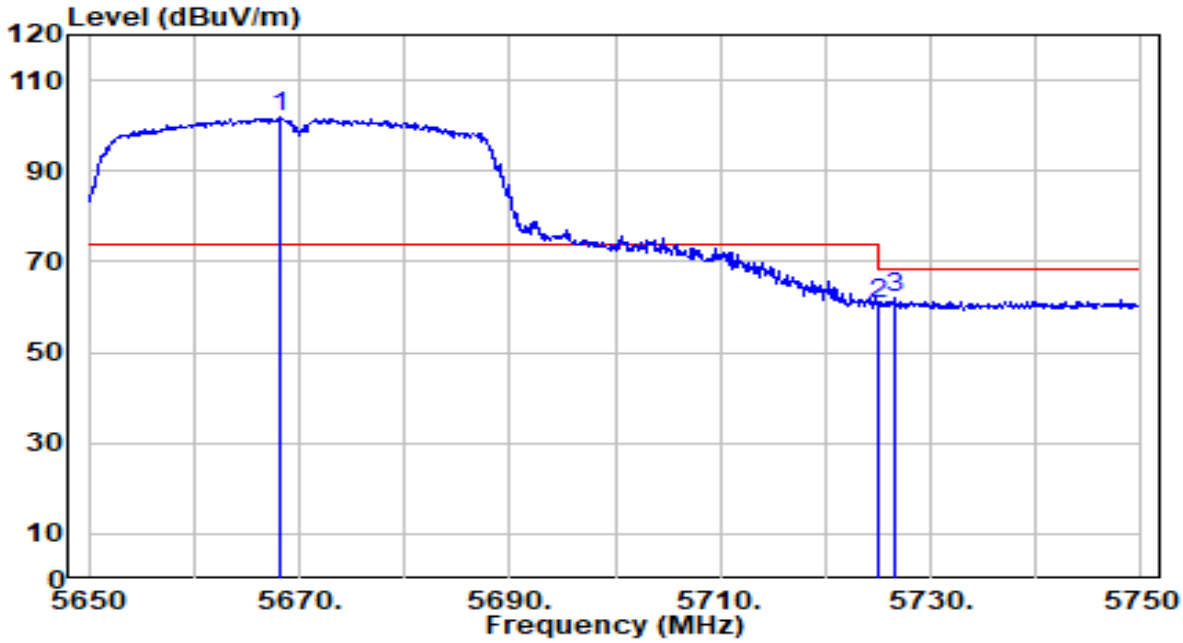

No		Frequency (MHz)	Reading (dBuV)	C.F (dB)	Measurement (dBuV/m)	Margin (dB)	Limit (dBuV/m)	Remark (QP/PK/AV)
1	*	5668.300	81.08	20.82	101.90	N/A	N/A	Peak
2		5725.000	39.80	21.00	60.80	-7.40	68.20	Peak
3		5726.600	41.15	21.00	62.15	-6.05	68.20	Peak

Note:

1. " *", means this data is the worst emission level.
2. C.F (Correction Factor) = Antenna Factor (dB)+ Cable Loss (dB)+ 16(dB) Attenuation– Preamplifier(dB).
3. Measurement(dBuV/m) = Reading(dBuV) + C.F (Correction Factor).
4.The emission levels of other frequencies are very lower than the limit and not show in test report.

EUT	AC750 Wi-Fi Range Extender	Date of Test	2020-11-07
Factor	BBHA 9120D (1GHz~18GHz)	Temp. / Humidity	23.9°C/41%
Polarity	Horizontal	Site / Test Engineer	AC1 / Jay Chou
Test Mode	Transmit by 802.11ac-VHT40 at Channel 5755MHz,	Test Voltage	120V/60Hz

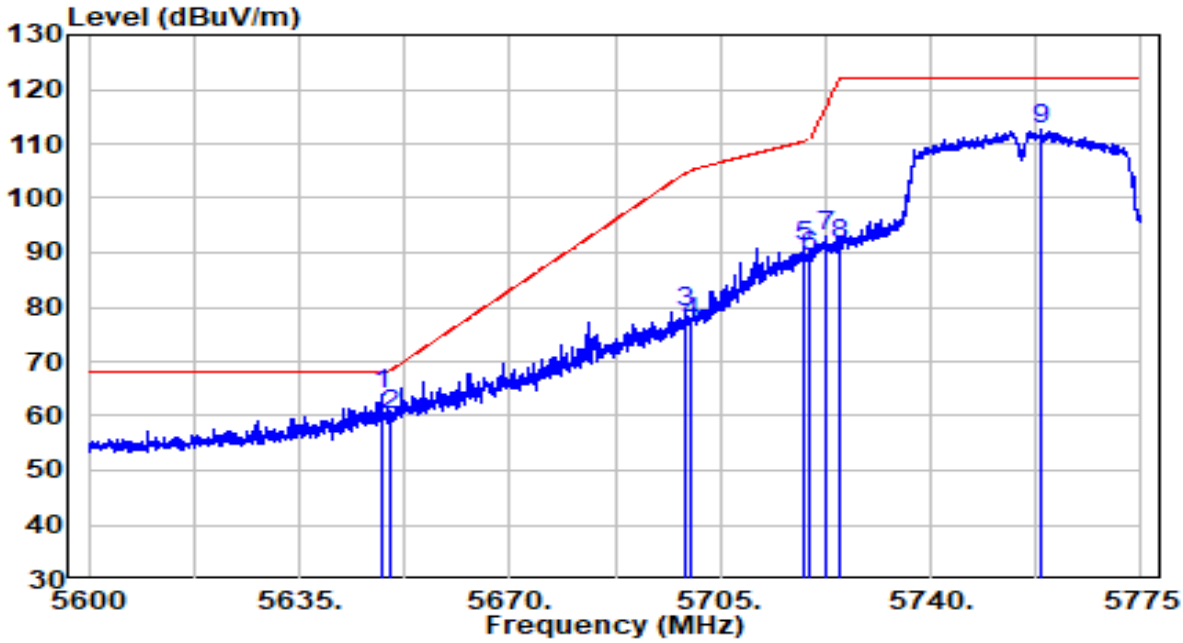

No		Frequency (MHz)	Reading (dBuV)	C.F (dB)	Measurement (dBuV/m)	Margin (dB)	Limit (dBuV/m)	Remark (QP/PK/AV)
1	*	5648.825	43.26	20.75	64.01	-4.19	68.20	Peak
2		5650.000	39.51	20.76	60.27	-7.93	68.20	Peak
3		5699.050	58.25	20.91	79.16	-25.34	104.50	Peak
4		5700.000	56.08	20.92	77.00	-28.20	105.20	Peak
5		5719.000	70.32	20.98	91.29	-19.23	110.52	Peak
6		5720.000	68.35	20.98	89.34	-21.46	110.80	Peak
7		5722.763	72.02	20.99	93.01	-24.09	117.10	Peak
8		5725.000	70.69	21.00	91.68	-30.52	122.20	Peak
9		5758.462	91.40	21.11	112.51	N/A	N/A	Peak

Note:

1. " *", means this data is the worst emission level.
2. C.F (Correction Factor) = Antenna Factor (dB)+ Cable Loss (dB)+ 16(dB) Attenuation– Preamplifier(dB).
3. Measurement(dBuV/m) = Reading(dBuV) + C.F (Correction Factor).
4.The emission levels of other frequencies are very lower than the limit and not show in test report

EUT	AC750 Wi-Fi Range Extender	Date of Test	2020-11-07
Factor	BBHA 9120D (1GHz~18GHz)	Temp. / Humidity	23.9°C/41%
Polarity	Vertical	Site / Test Engineer	AC1 / Jay Chou
Test Mode	Transmit by 802.11ac-VHT40 at Channel 5755MHz	Test Voltage	120V/60Hz

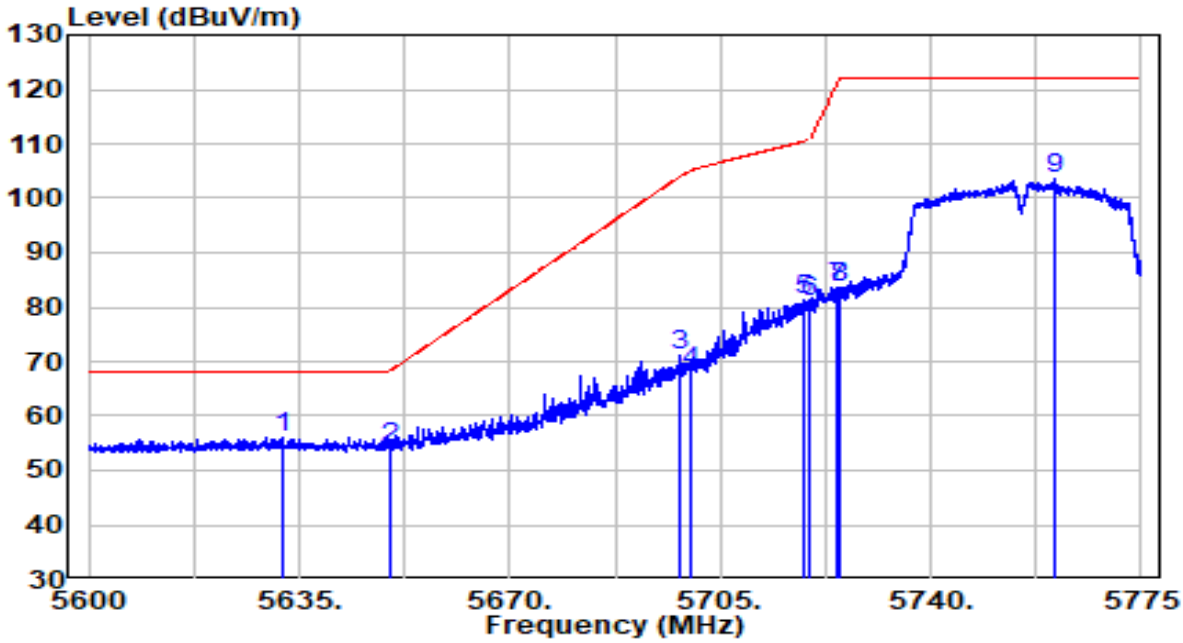

No		Frequency (MHz)	Reading (dBuV)	C.F (dB)	Measurement (dBuV/m)	Margin (dB)	Limit (dBuV/m)	Remark (QP/PK/AV)
1	*	5632.112	35.40	20.70	56.10	-12.10	68.20	Peak
2		5650.000	33.57	20.76	54.32	-13.88	68.20	Peak
3		5698.263	50.39	20.91	71.30	-32.62	103.92	Peak
4		5700.000	47.19	20.92	68.11	-37.09	105.20	Peak
5		5718.737	60.51	20.98	81.49	-28.96	110.45	Peak
6		5720.000	59.93	20.98	80.91	-29.89	110.80	Peak
7		5724.250	62.65	21.00	83.65	-36.84	120.49	Peak
8		5725.000	62.40	21.00	83.40	-38.80	122.20	Peak
9		5760.825	82.38	21.12	103.50	N/A	N/A	Peak

Note:

1. " *", means this data is the worst emission level.
2. C.F (Correction Factor) = Antenna Factor (dB)+ Cable Loss (dB)+ 16(dB) Attenuation– Preamplifier(dB).
3. Measurement(dBuV/m) = Reading(dBuV) + C.F (Correction Factor).
4.The emission levels of other frequencies are very lower than the limit and not show in test report.

EUT	AC750 Wi-Fi Range Extender	Date of Test	2020-11-07
Factor	BBHA 9120D (1GHz~18GHz)	Temp. / Humidity	23.9°C/41%
Polarity	Horizontal	Site / Test Engineer	AC1 / Jay Chou
Test Mode	Transmit by 802.11ac-VHT40 at Channel 5795MHz	Test Voltage	120V/60Hz

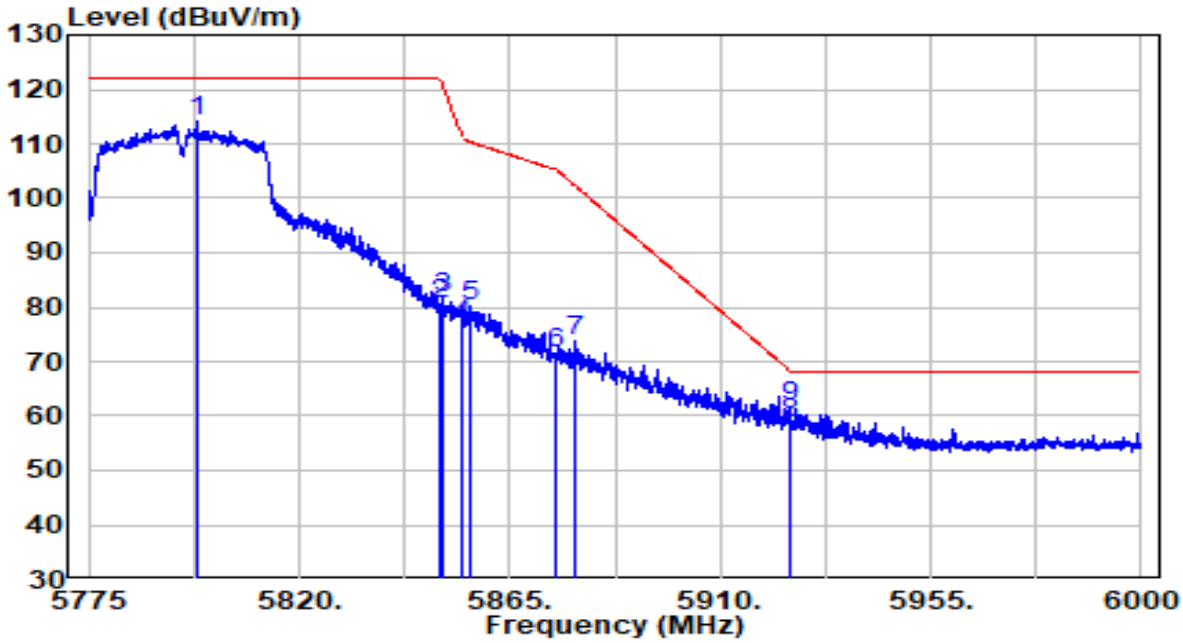

No		Frequency (MHz)	Reading (dBuV)	C.F (dB)	Measurement (dBuV/m)	Margin (dB)	Limit (dBuV/m)	Remark (QP/PK/AV)
1		5797.950	92.82	21.24	114.06	N/A	N/A	Peak
2		5850.000	59.05	21.40	80.45	-41.75	122.20	Peak
3		5850.712	60.28	21.41	81.69	-38.89	120.58	Peak
4		5855.000	55.41	21.42	76.83	-33.97	110.80	Peak
5		5856.337	58.69	21.42	80.11	-30.31	110.42	Peak
6		5875.000	50.01	21.49	71.49	-33.71	105.20	Peak
7		5879.063	52.09	21.50	73.59	-28.60	102.18	Peak
8		5925.000	37.02	21.65	58.67	-9.53	68.20	Peak
9	*	5925.075	39.86	21.65	61.51	-6.69	68.20	Peak

Note:

1. " *", means this data is the worst emission level.
2. C.F (Correction Factor) = Antenna Factor (dB)+ Cable Loss (dB)+ 16(dB) Attenuation– Preamplifier(dB).
3. Measurement(dBuV/m) = Reading(dBuV) + C.F (Correction Factor).
4.The emission levels of other frequencies are very lower than the limit and not show in test report.

EUT	AC750 Wi-Fi Range Extender	Date of Test	2020-11-07
Factor	BBHA 9120D (1GHz~18GHz)	Temp. / Humidity	23.9°C/41%
Polarity	Vertical	Site / Test Engineer	AC1 / Jay Chou
Test Mode	Transmit by 802.11ac-VHT40 at Channel 5795MHz	Test Voltage	120V/60Hz

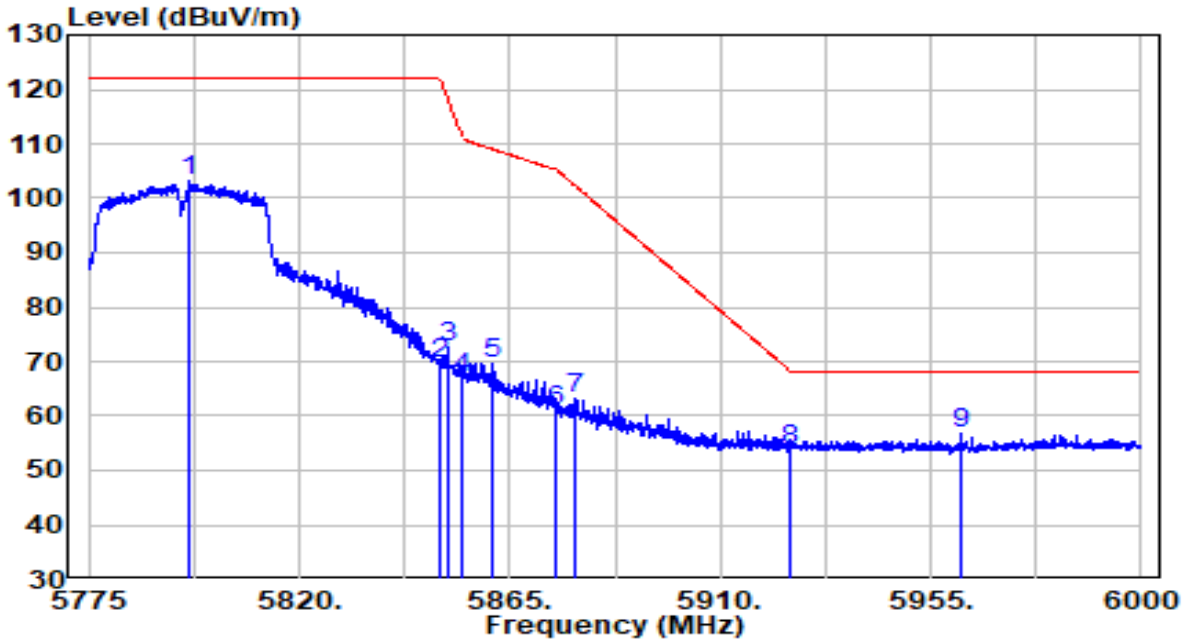

No		Frequency (MHz)	Reading (dBuV)	C.F (dB)	Measurement (dBuV/m)	Margin (dB)	Limit (dBuV/m)	Remark (QP/PK/AV)
1		5796.487	81.85	21.23	103.08	N/A	N/A	Peak
2		5850.000	48.18	21.40	69.58	-52.62	122.20	Peak
3		5851.612	51.25	21.41	72.66	-45.86	118.52	Peak
4		5855.000	45.73	21.42	67.15	-43.65	110.80	Peak
5		5861.063	48.33	21.44	69.77	-39.33	109.10	Peak
6		5875.000	39.36	21.49	60.84	-44.36	105.20	Peak
7		5878.950	41.73	21.50	63.23	-39.04	102.27	Peak
8		5925.000	32.00	21.65	53.65	-14.55	68.20	Peak
9	*	5961.413	35.01	21.76	56.77	-11.43	68.20	Peak

Note:

1. " *", means this data is the worst emission level.
2. C.F (Correction Factor) = Antenna Factor (dB)+ Cable Loss (dB)+ 16(dB) Attenuation– Preamplifier(dB).
3. Measurement(dBuV/m) = Reading(dBuV) + C.F (Correction Factor).
4.The emission levels of other frequencies are very lower than the limit and not show in test report.

EUT	AC750 Wi-Fi Range Extender	Date of Test	2020-11-12
Factor	BBHA 9120D (1GHz~18GHz)	Temp. / Humidity	26.3°C/36.3%
Polarity	Horizontal	Site / Test Engineer	AC1 / Jay Chou
Test Mode	Transmit by 802.11ac-VHT80 at Channel 5210MHz	Test Voltage	120V/60Hz

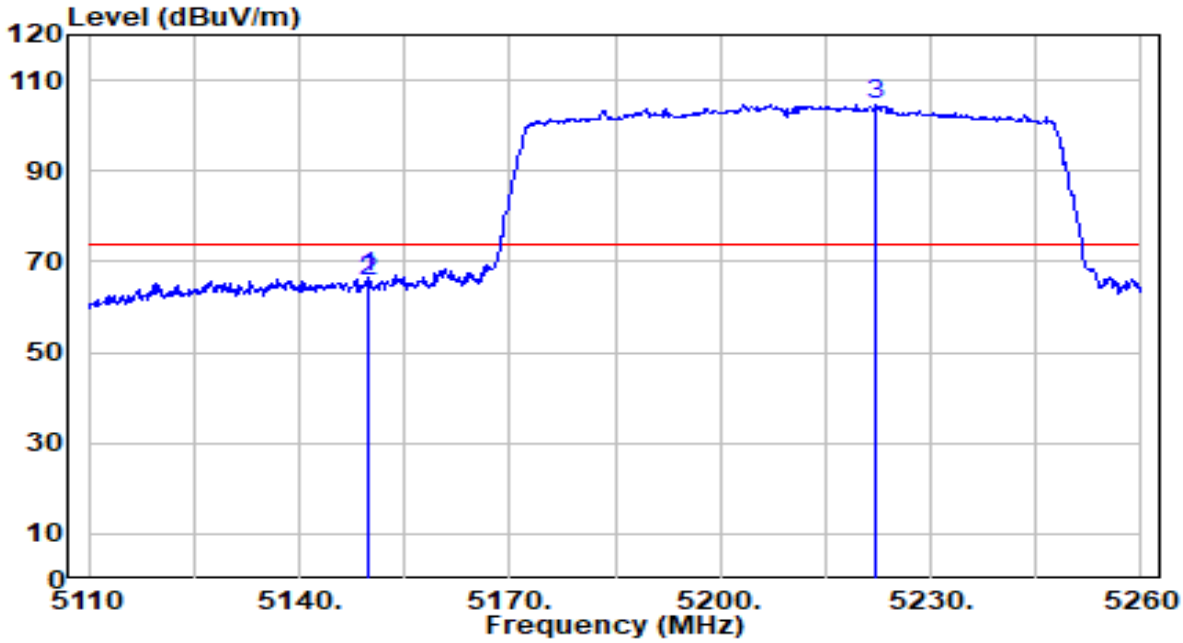

No		Frequency (MHz)	Reading (dBuV)	C.F (dB)	Measurement (dBuV/m)	Margin (dB)	Limit (dBuV/m)	Remark (QP/PK/AV)
1		5149.750	46.66	19.91	66.57	-7.43	74.00	Peak
2		5150.000	45.70	19.91	65.61	-8.39	74.00	Peak
3	*	5222.200	84.70	19.98	104.68	N/A	N/A	Peak

Note:

1. " *", means this data is the worst emission level.
2. C.F (Correction Factor) = Antenna Factor (dB)+ Cable Loss (dB)+ 16(dB) Attenuation– Preamplifier(dB).
3. Measurement(dBuV/m) = Reading(dBuV) + C.F (Correction Factor).
4.The emission levels of other frequencies are very lower than the limit and not show in test report.

EUT	AC750 Wi-Fi Range Extender	Date of Test	2020-11-12
Factor	BBHA 9120D (1GHz~18GHz)	Temp. / Humidity	26.3°C/36.3%
Polarity	Horizontal	Site / Test Engineer	AC1 / Jay Chou
Test Mode	Transmit by 802.11ac-VHT80 at Channel 5210MHz	Test Voltage	120V/60Hz

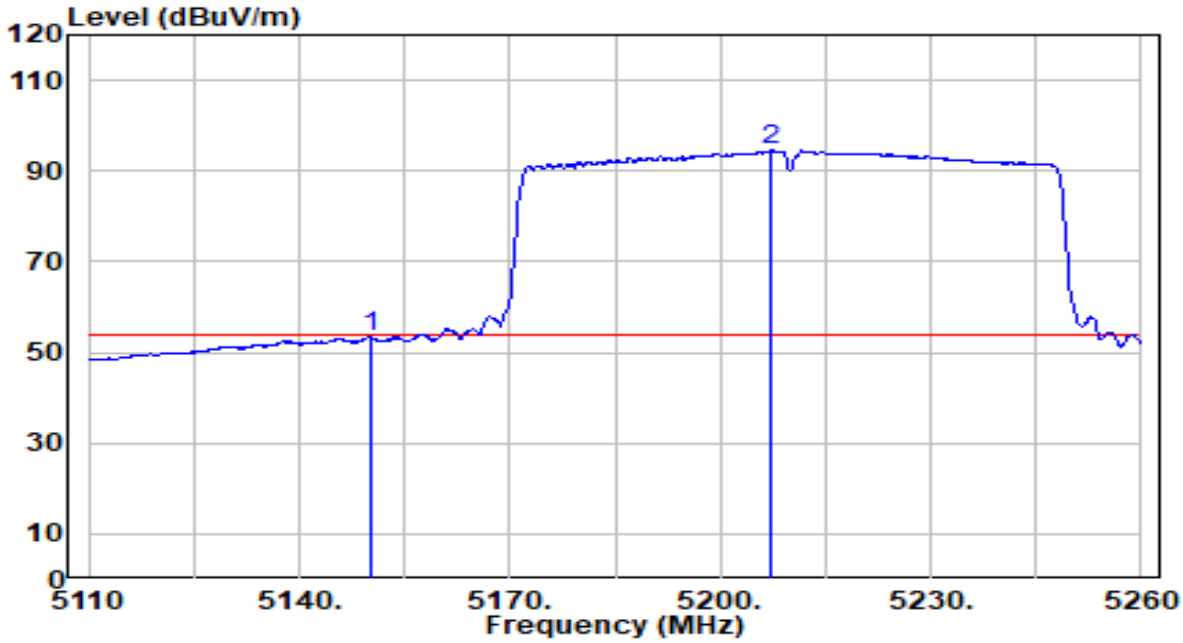

No		Frequency (MHz)	Reading (dBuV)	C.F (dB)	Measurement (dBuV/m)	Margin (dB)	Limit (dBuV/m)	Remark (QP/PK/AV)
1		5150.050	33.45	19.91	53.36	-0.64	54.00	Average
2	*	5207.350	74.51	19.97	94.48	N/A	N/A	Average

Note:

1. " *", means this data is the worst emission level.
2. C.F (Correction Factor) = Antenna Factor (dB)+ Cable Loss (dB)+ 16(dB) Attenuation– Preamplifier(dB).
3. Measurement(dBuV/m) = Reading(dBuV) + C.F (Correction Factor).
4.The emission levels of other frequencies are very lower than the limit and not show in test report.

EUT	AC750 Wi-Fi Range Extender	Date of Test	2020-11-12
Factor	BBHA 9120D (1GHz~18GHz)	Temp. / Humidity	26.3°C/36.3%
Polarity	Vertical	Site / Test Engineer	AC1 / Jay Chou
Test Mode	Transmit by 802.11ac-VHT80 at Channel 5210MHz	Test Voltage	120V/60Hz

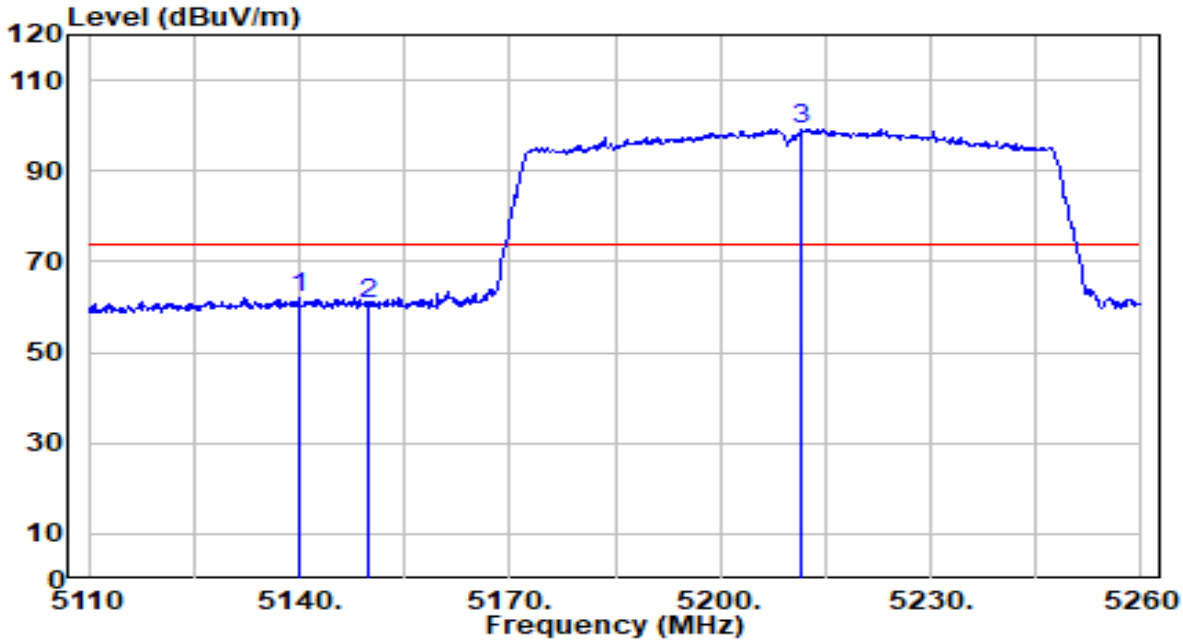

No		Frequency (MHz)	Reading (dBuV)	C.F (dB)	Measurement (dBuV/m)	Margin (dB)	Limit (dBuV/m)	Remark (QP/PK/AV)
1		5139.850	42.05	19.90	61.95	-12.05	74.00	Peak
2		5150.000	40.85	19.91	60.76	-13.24	74.00	Peak
3	*	5211.700	79.42	19.97	99.39	N/A	N/A	Peak

Note:

1. " *", means this data is the worst emission level.
2. C.F (Correction Factor) = Antenna Factor (dB)+ Cable Loss (dB)+ 16(dB) Attenuation– Preamplifier(dB).
3. Measurement(dBuV/m) = Reading(dBuV) + C.F (Correction Factor).
4.The emission levels of other frequencies are very lower than the limit and not show in test report.

EUT	AC750 Wi-Fi Range Extender	Date of Test	2020-11-12
Factor	BBHA 9120D (1GHz~18GHz)	Temp. / Humidity	26.3°C/36.3%
Polarity	Vertical	Site / Test Engineer	AC1 / Jay Chou
Test Mode	Transmit by 802.11ac-VHT80 at Channel 5210MHz	Test Voltage	120V/60Hz

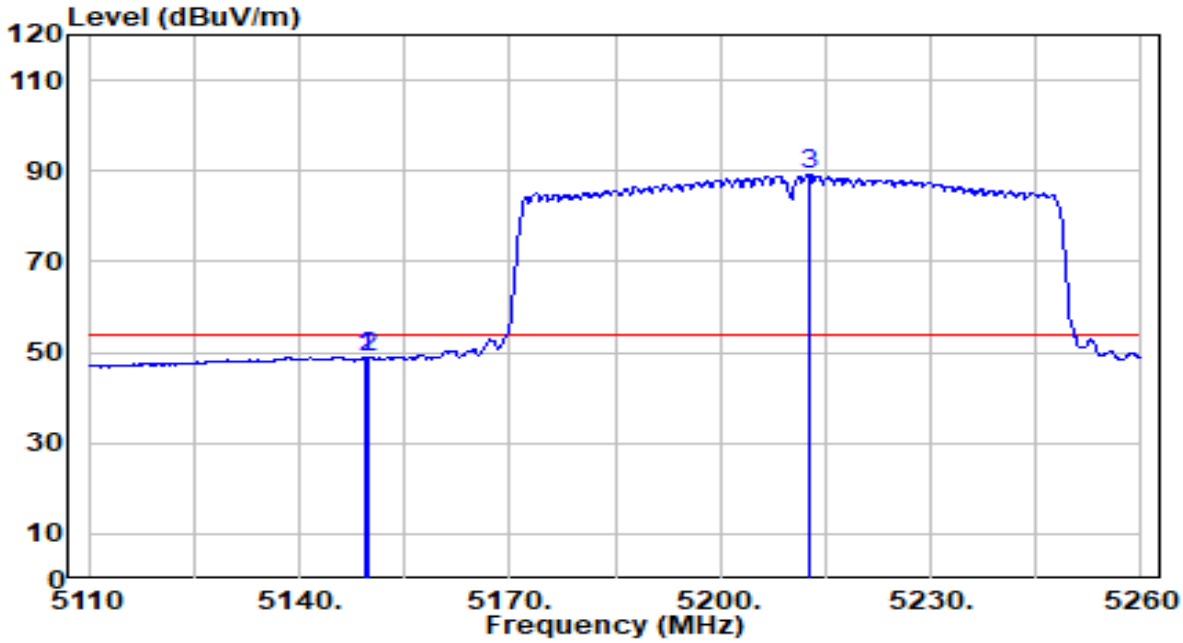

No		Frequency (MHz)	Reading (dBuV)	C.F (dB)	Measurement (dBuV/m)	Margin (dB)	Limit (dBuV/m)	Remark (QP/PK/AV)
1		5149.600	29.10	19.91	49.00	-5.00	54.00	Average
2		5150.000	28.97	19.91	48.87	-5.13	54.00	Average
3	*	5212.750	69.13	19.97	89.10	N/A	N/A	Average

Note:

1. " *", means this data is the worst emission level.
2. C.F (Correction Factor) = Antenna Factor (dB)+ Cable Loss (dB)+ 16(dB) Attenuation– Preamplifier(dB).
3. Measurement(dBuV/m) = Reading(dBuV) + C.F (Correction Factor).
4.The emission levels of other frequencies are very lower than the limit and not show in test report.

EUT	AC750 Wi-Fi Range Extender	Date of Test	2020-11-12
Factor	BBHA 9120D (1GHz~18GHz)	Temp. / Humidity	26.3°C/36.3%
Polarity	Horizontal	Site / Test Engineer	AC1 / Jay Chou
Test Mode	Transmit by 802.11ac-VHT80 at Channel 5290MHz	Test Voltage	120V/60Hz

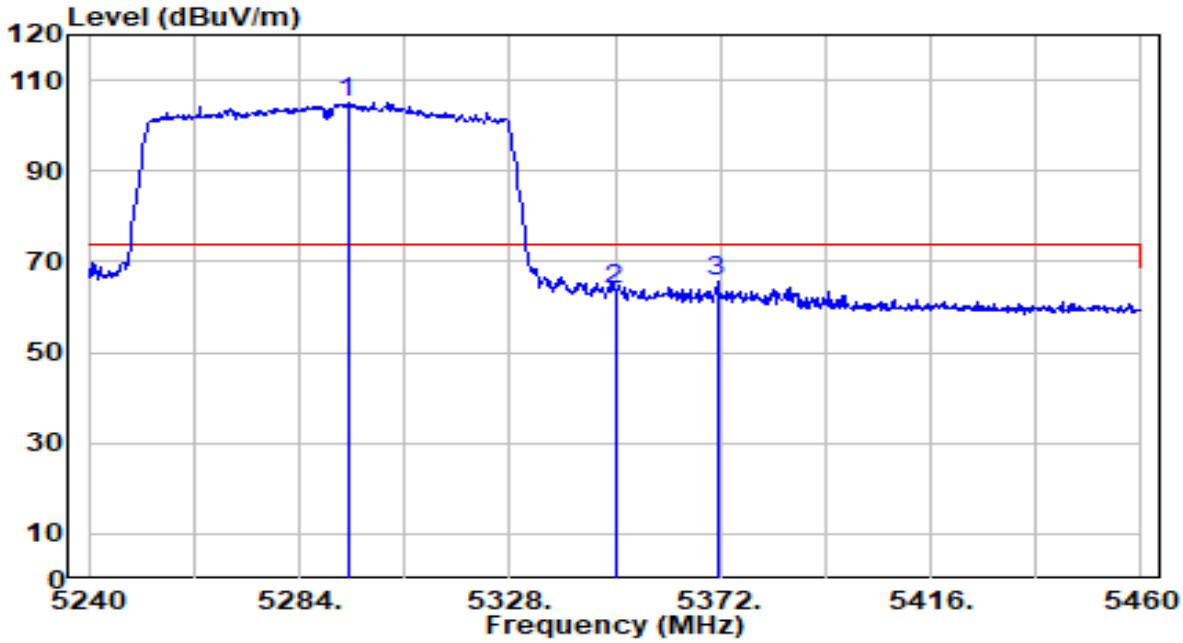

No		Frequency (MHz)	Reading (dBuV)	C.F (dB)	Measurement (dBuV/m)	Margin (dB)	Limit (dBuV/m)	Remark (QP/PK/AV)
1	*	5294.120	85.09	20.06	105.15	N/A	N/A	Peak
2		5350.000	43.85	20.11	63.96	-10.04	74.00	Peak
3		5371.340	45.31	20.14	65.45	-8.55	74.00	Peak

Note:

1. " *", means this data is the worst emission level.
2. C.F (Correction Factor) = Antenna Factor (dB)+ Cable Loss (dB)+ 16(dB) Attenuation– Preamplifier(dB).
3. Measurement(dBuV/m) = Reading(dBuV) + C.F (Correction Factor).
4.The emission levels of other frequencies are very lower than the limit and not show in test report.

EUT	AC750 Wi-Fi Range Extender	Date of Test	2020-11-12
Factor	BBHA 9120D (1GHz~18GHz)	Temp. / Humidity	26.3°C/36.3%
Polarity	Horizontal	Site / Test Engineer	AC1 / Jay Chou
Test Mode	Transmit by 802.11ac-VHT80 at Channel 5290MHz	Test Voltage	120V/60Hz

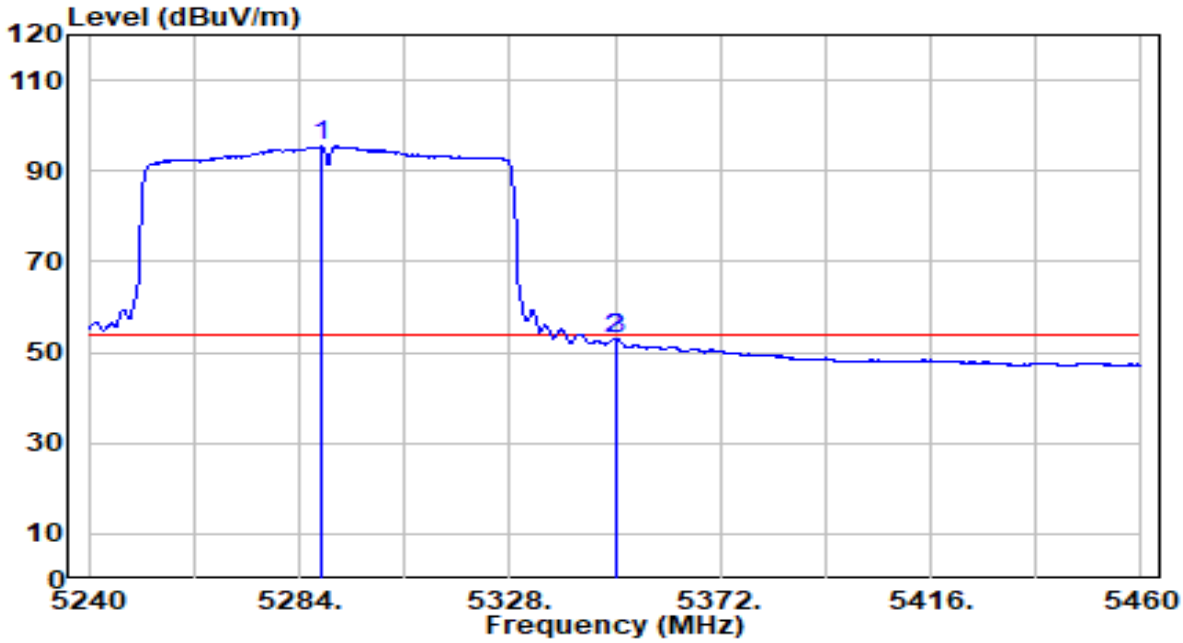

No		Frequency (MHz)	Reading (dBuV)	C.F (dB)	Measurement (dBuV/m)	Margin (dB)	Limit (dBuV/m)	Remark (QP/PK/AV)
1	*	5288.400	75.41	20.05	95.46	N/A	N/A	Average
2		5350.000	32.94	20.11	53.05	-0.95	54.00	Average
3		5350.220	33.00	20.11	53.11	-0.89	54.00	Average

Note:

1. " *", means this data is the worst emission level.
2. C.F (Correction Factor) = Antenna Factor (dB)+ Cable Loss (dB)+ 16(dB) Attenuation– Preamplifier(dB).
3. Measurement(dBuV/m) = Reading(dBuV) + C.F (Correction Factor).
4.The emission levels of other frequencies are very lower than the limit and not show in test report.

EUT	AC750 Wi-Fi Range Extender	Date of Test	2020-11-12
Factor	BBHA 9120D (1GHz~18GHz)	Temp. / Humidity	26.3°C/36.3%
Polarity	Vertical	Site / Test Engineer	AC1 / Jay Chou
Test Mode	Transmit by 802.11ac-VHT80 at Channel 5290MHz	Test Voltage	120V/60Hz

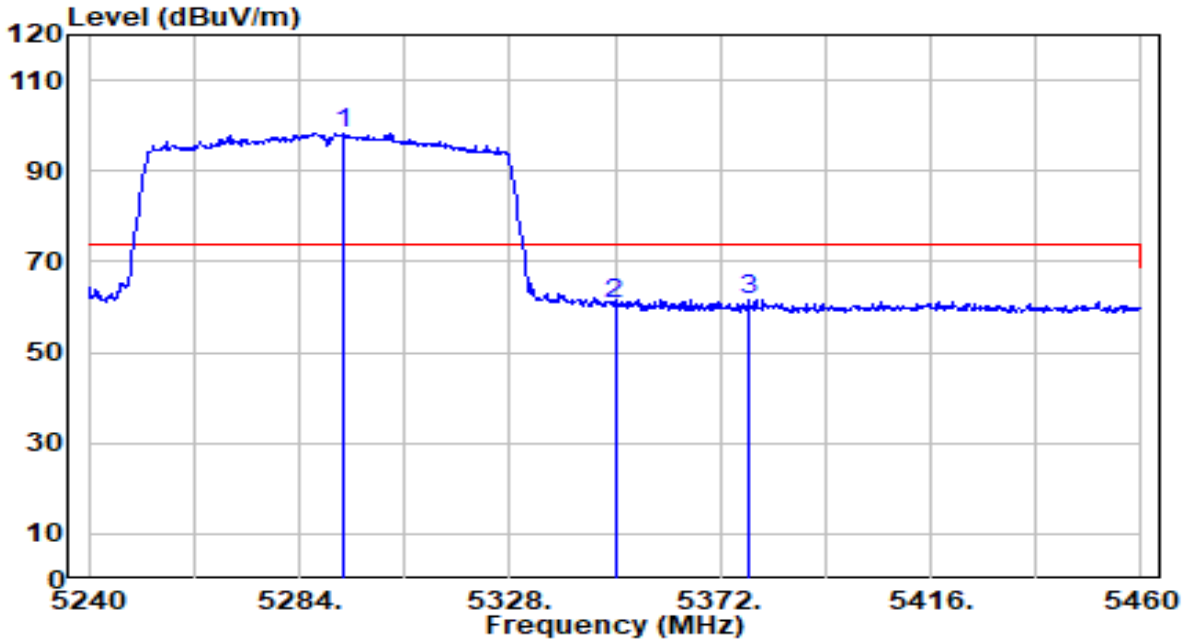

No		Frequency (MHz)	Reading (dBuV)	C.F (dB)	Measurement (dBuV/m)	Margin (dB)	Limit (dBuV/m)	Remark (QP/PK/AV)
1	*	5293.020	78.41	20.05	98.46	N/A	N/A	Peak
2		5350.000	40.76	20.11	60.87	-13.13	74.00	Peak
3		5378.160	41.67	20.14	61.81	-12.19	74.00	Peak

Note:

1. " *", means this data is the worst emission level.
2. C.F (Correction Factor) = Antenna Factor (dB)+ Cable Loss (dB)+ 16(dB) Attenuation– Preamplifier(dB).
3. Measurement(dBuV/m) = Reading(dBuV) + C.F (Correction Factor).
4.The emission levels of other frequencies are very lower than the limit and not show in test report.

EUT	AC750 Wi-Fi Range Extender	Date of Test	2020-11-12
Factor	BBHA 9120D (1GHz~18GHz)	Temp. / Humidity	26.3°C/36.3%
Polarity	Vertical	Site / Test Engineer	AC1 / Jay Chou
Test Mode	Transmit by 802.11ac-VHT80 at Channel 5290MHz	Test Voltage	120V/60Hz

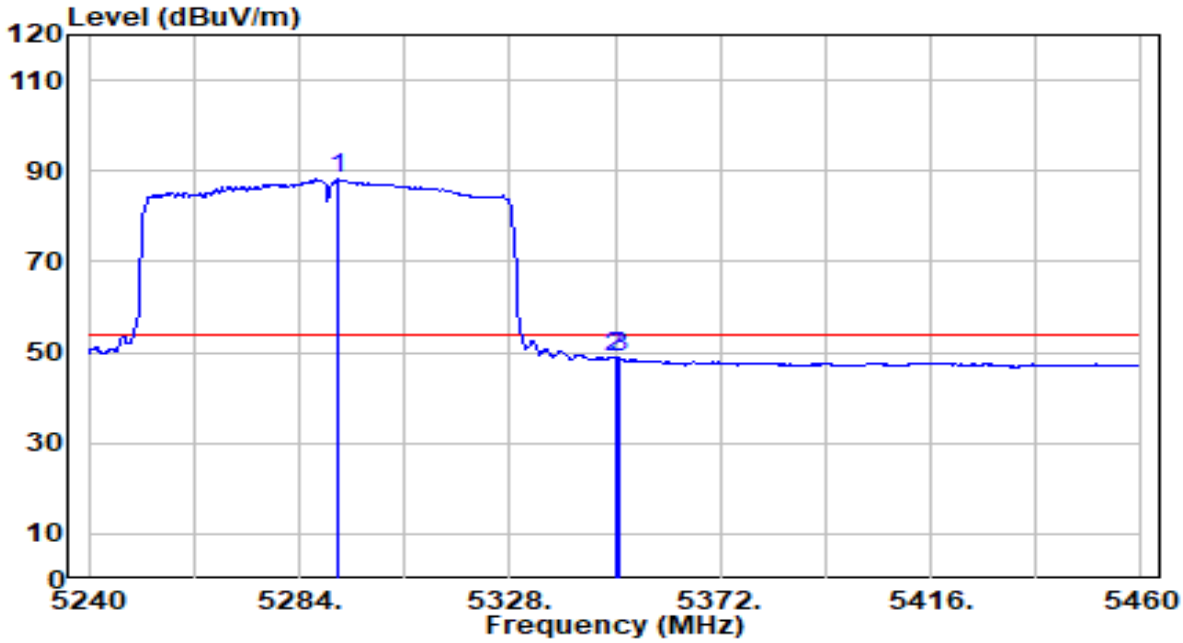

No		Frequency (MHz)	Reading (dBuV)	C.F (dB)	Measurement (dBuV/m)	Margin (dB)	Limit (dBuV/m)	Remark (QP/PK/AV)
1	*	5292.360	68.07	20.05	88.12	N/A	N/A	Average
2		5350.000	28.70	20.11	48.81	-5.19	54.00	Average
3		5350.660	28.96	20.11	49.07	-4.93	54.00	Average

Note:

1. " *", means this data is the worst emission level.
2. C.F (Correction Factor) = Antenna Factor (dB)+ Cable Loss (dB)+ 16(dB) Attenuation– Preamplifier(dB).
3. Measurement(dBuV/m) = Reading(dBuV) + C.F (Correction Factor).
4.The emission levels of other frequencies are very lower than the limit and not show in test report.

EUT	AC750 Wi-Fi Range Extender	Date of Test	2020-11-12
Factor	BBHA 9120D (1GHz~18GHz)	Temp. / Humidity	26.3°C/36.3%
Polarity	Horizontal	Site / Test Engineer	AC1 / Jay Chou
Test Mode	Transmit by 802.11ac-VHT80 at Channel 5530MHz	Test Voltage	120V/60Hz

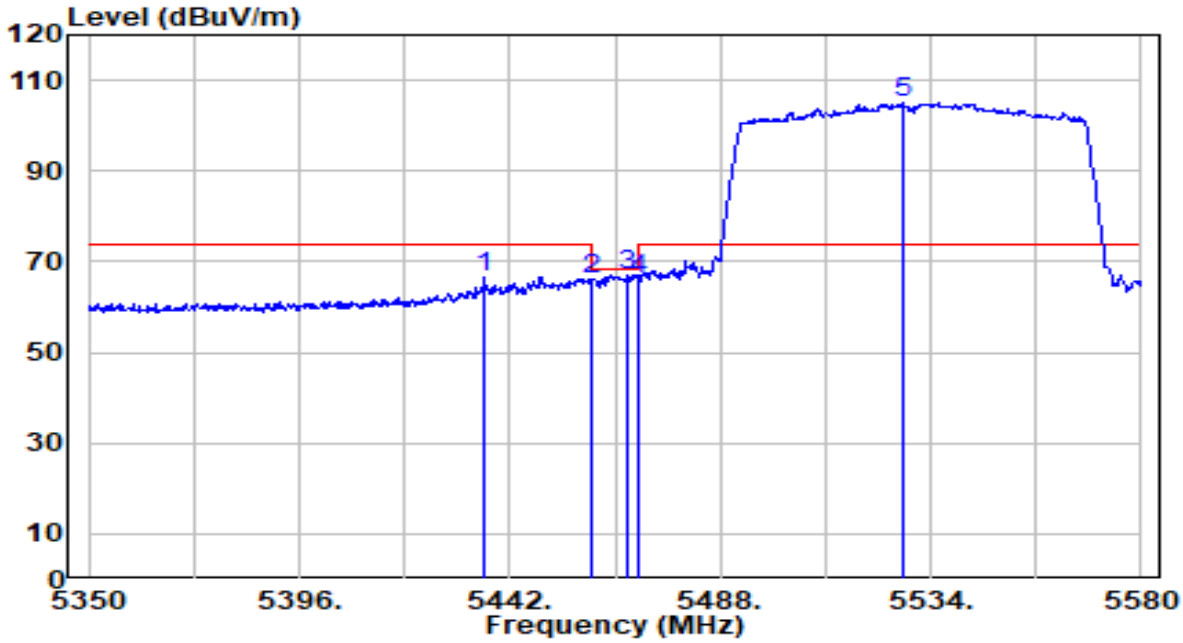

No		Frequency (MHz)	Reading (dBuV)	C.F (dB)	Measurement (dBuV/m)	Margin (dB)	Limit (dBuV/m)	Remark (QP/PK/AV)
1		5436.480	46.40	20.20	66.60	-7.40	74.00	Peak
2		5460.000	45.87	20.23	66.09	-2.11	68.20	Peak
3		5467.760	46.95	20.24	67.18	-1.02	68.20	Peak
4		5470.000	46.00	20.24	66.24	-1.96	68.20	Peak
5	*	5527.790	84.54	20.36	104.90	N/A	N/A	Peak

Note:

1. " *", means this data is the worst emission level.
2. C.F (Correction Factor) = Antenna Factor (dB)+ Cable Loss (dB)+ 16(dB) Attenuation– Preamplifier(dB).
3. Measurement(dBuV/m) = Reading(dBuV) + C.F (Correction Factor).
4.The emission levels of other frequencies are very lower than the limit and not show in test report.

EUT	AC750 Wi-Fi Range Extender	Date of Test	2020-11-12
Factor	BBHA 9120D (1GHz~18GHz)	Temp. / Humidity	26.3°C/36.3%
Polarity	Horizontal	Site / Test Engineer	AC1 / Jay Chou
Test Mode	Transmit by 802.11ac-VHT80 at Channel 5530MHz	Test Voltage	120V/60Hz

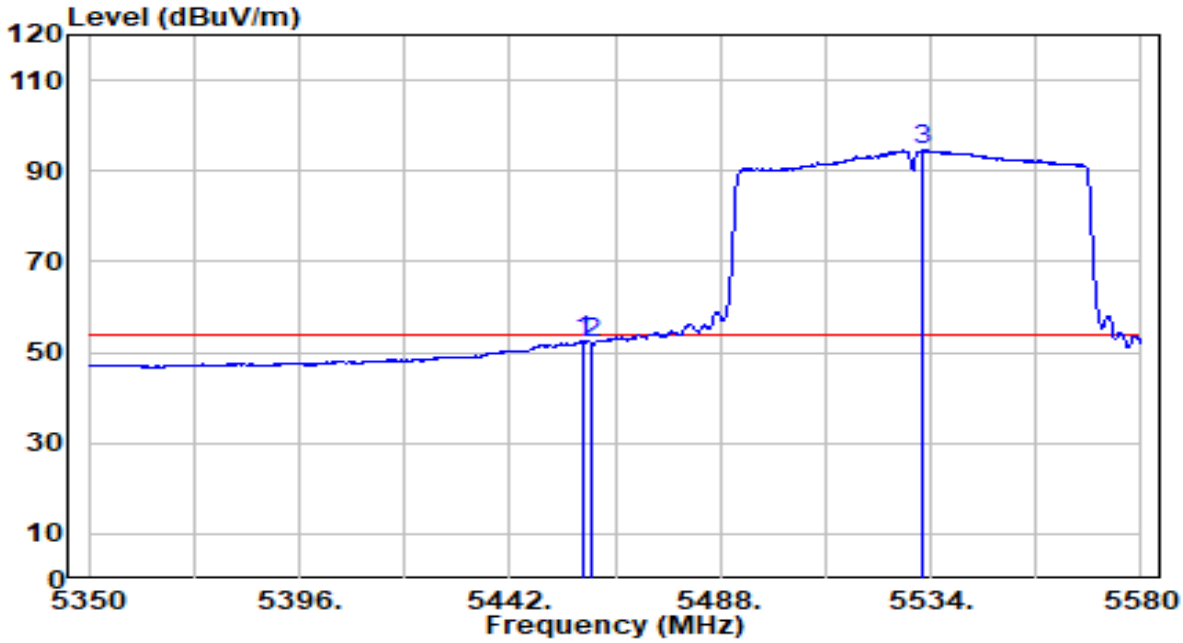

No		Frequency (MHz)	Reading (dBuV)	C.F (dB)	Measurement (dBuV/m)	Margin (dB)	Limit (dBuV/m)	Remark (QP/PK/AV)
1		5458.100	32.33	20.23	52.55	-1.45	54.00	Average
2		5460.000	31.77	20.23	52.00	-2.00	54.00	Average
3	*	5532.390	74.25	20.37	94.62	N/A	N/A	Average

Note:

1. " *", means this data is the worst emission level.
2. C.F (Correction Factor) = Antenna Factor (dB)+ Cable Loss (dB)+ 16(dB) Attenuation– Preamplifier(dB).
3. Measurement(dBuV/m) = Reading(dBuV) + C.F (Correction Factor).
4.The emission levels of other frequencies are very lower than the limit and not show in test report.

EUT	AC750 Wi-Fi Range Extender	Date of Test	2020-11-12
Factor	BBHA 9120D (1GHz~18GHz)	Temp. / Humidity	26.3°C/36.3%
Polarity	Vertical	Site / Test Engineer	AC1 / Jay Chou
Test Mode	Transmit by 802.11ac-VHT80 at Channel 5530MHz	Test Voltage	120V/60Hz

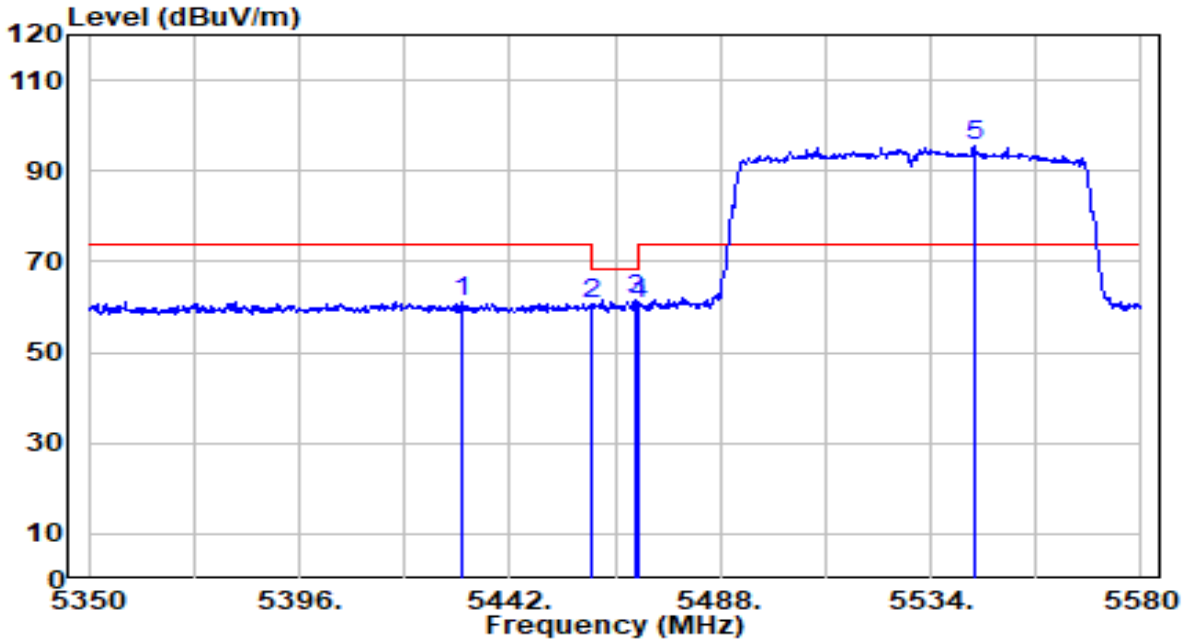

No		Frequency (MHz)	Reading (dBuV)	C.F (dB)	Measurement (dBuV/m)	Margin (dB)	Limit (dBuV/m)	Remark (QP/PK/AV)
1		5431.420	40.91	20.20	61.10	-12.90	74.00	Peak
2		5460.000	40.41	20.23	60.64	-7.56	68.20	Peak
3		5469.370	41.25	20.24	61.48	-6.72	68.20	Peak
4		5470.000	40.43	20.24	60.66	-7.54	68.20	Peak
5	*	5543.430	75.17	20.41	95.58	N/A	N/A	Peak

Note:

1. " *", means this data is the worst emission level.
2. C.F (Correction Factor) = Antenna Factor (dB)+ Cable Loss (dB)+ 16(dB) Attenuation– Preamplifier(dB).
3. Measurement(dBuV/m) = Reading(dBuV) + C.F (Correction Factor).
4.The emission levels of other frequencies are very lower than the limit and not show in test report.

EUT	AC750 Wi-Fi Range Extender	Date of Test	2020-11-12
Factor	BBHA 9120D (1GHz~18GHz)	Temp. / Humidity	26.3°C/36.3%
Polarity	Vertical	Site / Test Engineer	AC1 / Jay Chou
Test Mode	Transmit by 802.11ac-VHT80 at Channel 5530MHz	Test Voltage	120V/60Hz

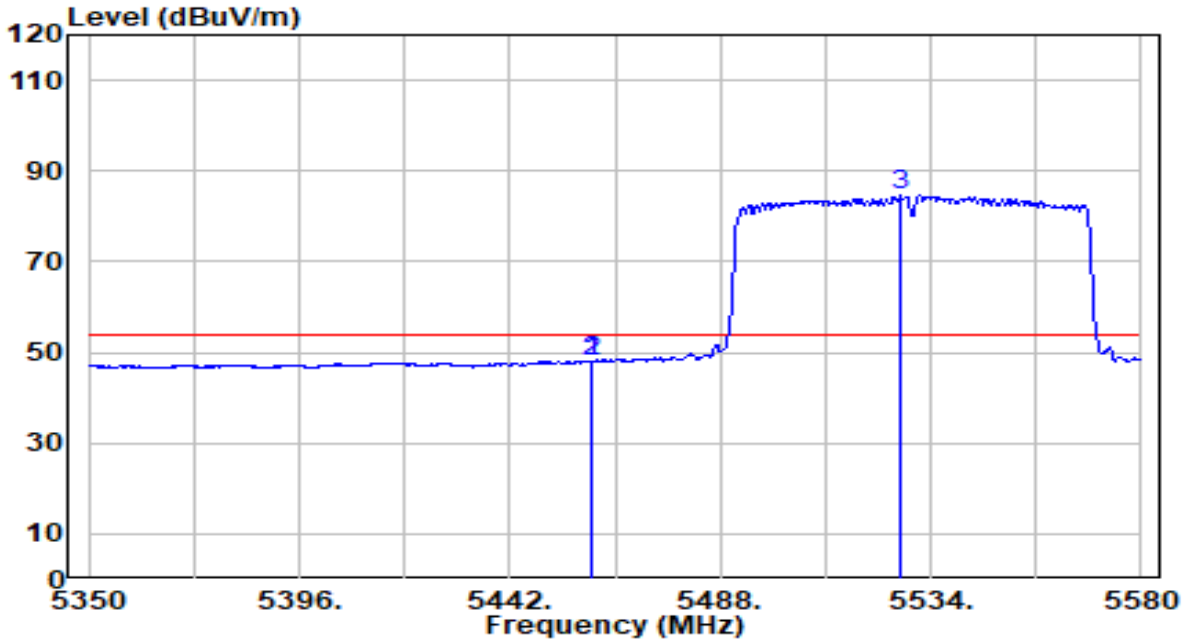

No		Frequency (MHz)	Reading (dBuV)	C.F (dB)	Measurement (dBuV/m)	Margin (dB)	Limit (dBuV/m)	Remark (QP/PK/AV)
1		5459.940	27.91	20.23	48.14	-5.86	54.00	Average
2		5460.000	27.91	20.23	48.14	-5.86	54.00	Average
3	*	5527.330	64.23	20.36	84.59	N/A	N/A	Average

Note:

1. " *", means this data is the worst emission level.
2. C.F (Correction Factor) = Antenna Factor (dB)+ Cable Loss (dB)+ 16(dB) Attenuation– Preamplifier(dB).
3. Measurement(dBuV/m) = Reading(dBuV) + C.F (Correction Factor).
4.The emission levels of other frequencies are very lower than the limit and not show in test report.

EUT	AC750 Wi-Fi Range Extender	Date of Test	2020-11-12
Factor	BBHA 9120D (1GHz~18GHz)	Temp. / Humidity	26.3°C/36.3%
Polarity	Horizontal	Site / Test Engineer	AC1 / Jay Chou
Test Mode	Transmit by 802.11ac-VHT80 at Channel 5610MHz	Test Voltage	120V/60Hz

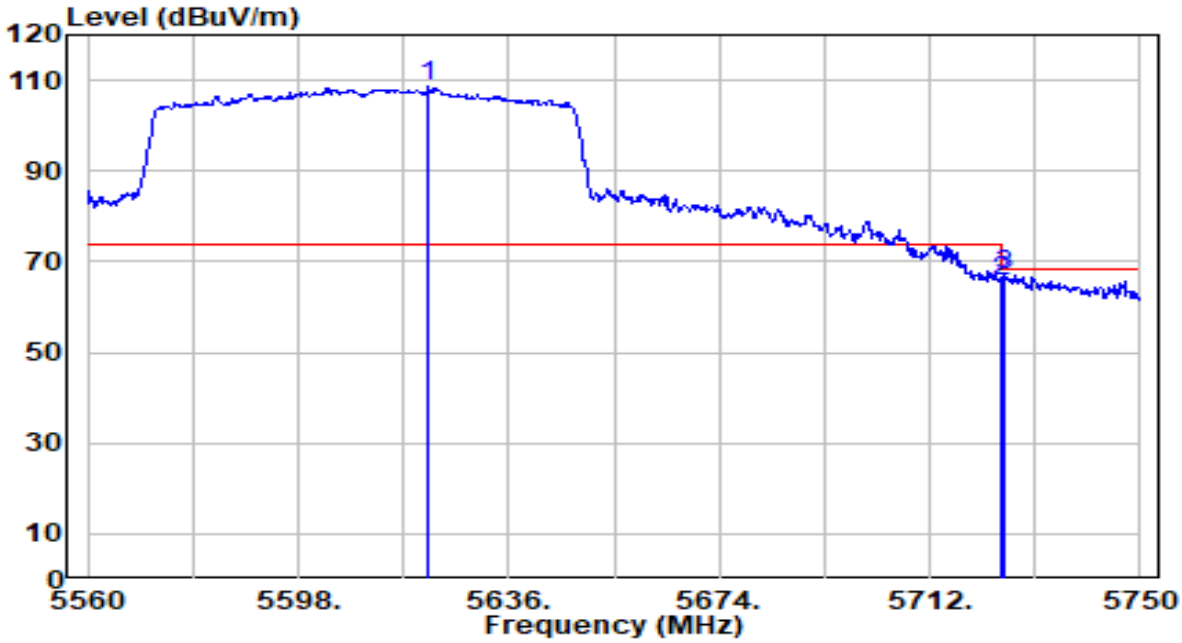

No		Frequency (MHz)	Reading (dBuV)	C.F (dB)	Measurement (dBuV/m)	Margin (dB)	Limit (dBuV/m)	Remark (QP/PK/AV)
1	*	5621.370	87.96	20.66	108.62	N/A	N/A	Peak
2		5725.000	44.69	21.00	65.69	-2.51	68.20	Peak
3	*	5725.300	45.87	21.00	66.87	-1.33	68.20	Peak

Note:

1. " *", means this data is the worst emission level.
2. C.F (Correction Factor) = Antenna Factor (dB)+ Cable Loss (dB)+ 16(dB) Attenuation– Preamplifier(dB).
3. Measurement(dBuV/m) = Reading(dBuV) + C.F (Correction Factor).
4.The emission levels of other frequencies are very lower than the limit and not show in test report.

EUT	AC750 Wi-Fi Range Extender	Date of Test	2020-11-12
Factor	BBHA 9120D (1GHz~18GHz)	Temp. / Humidity	26.3°C/36.3%
Polarity	Vertical	Site / Test Engineer	AC1 / Jay Chou
Test Mode	Transmit by 802.11ac-VHT80 at Channel 5610MHz	Test Voltage	120V/60Hz

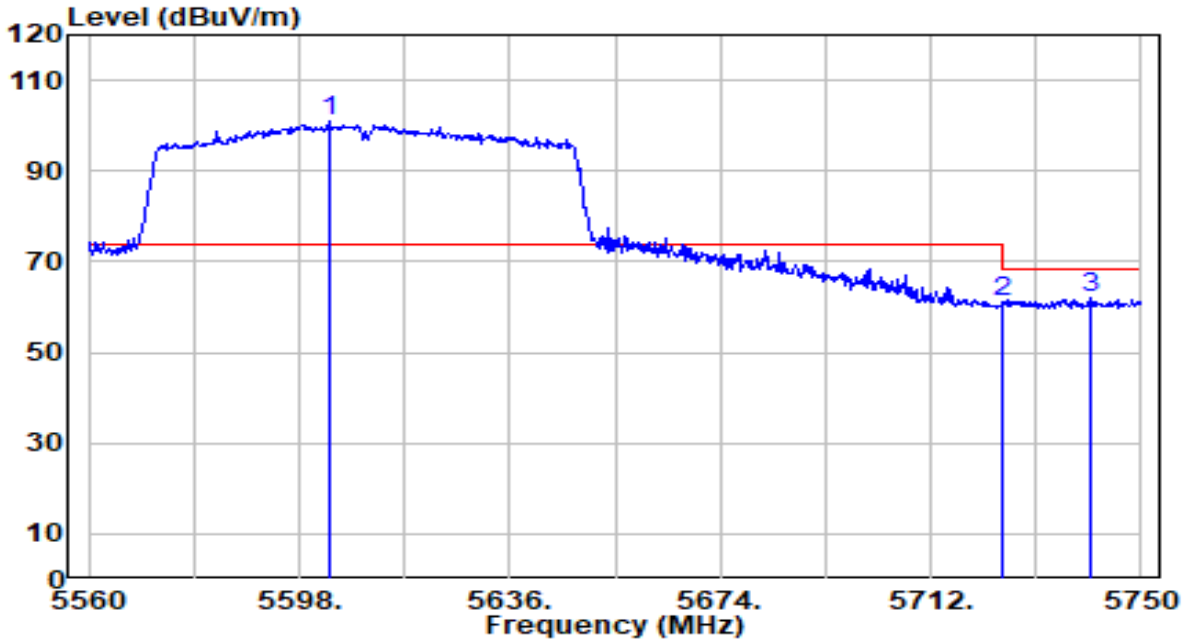

No		Frequency (MHz)	Reading (dBuV)	C.F (dB)	Measurement (dBuV/m)	Margin (dB)	Limit (dBuV/m)	Remark (QP/PK/AV)
1	*	5603.320	80.60	20.60	101.20	N/A	N/A	Peak
2		5725.000	40.13	21.00	61.12	-7.08	68.20	Peak
3		5740.690	40.82	21.05	61.87	-6.33	68.20	Peak

Note:

1. " *", means this data is the worst emission level.
2. C.F (Correction Factor) = Antenna Factor (dB)+ Cable Loss (dB)+ 16(dB) Attenuation– Preamplifier(dB).
3. Measurement(dBuV/m) = Reading(dBuV) + C.F (Correction Factor).
4.The emission levels of other frequencies are very lower than the limit and not show in test report.

EUT	AC750 Wi-Fi Range Extender	Date of Test	2020-11-07
Factor	BBHA 9120D (1GHz~18GHz)	Temp. / Humidity	23.9°C/41%
Polarity	Horizontal	Site / Test Engineer	AC1 / Jay Chou
Test Mode	Transmit by 802.11ac-VHT80 at Channel 5775MHz	Test Voltage	120V/60Hz

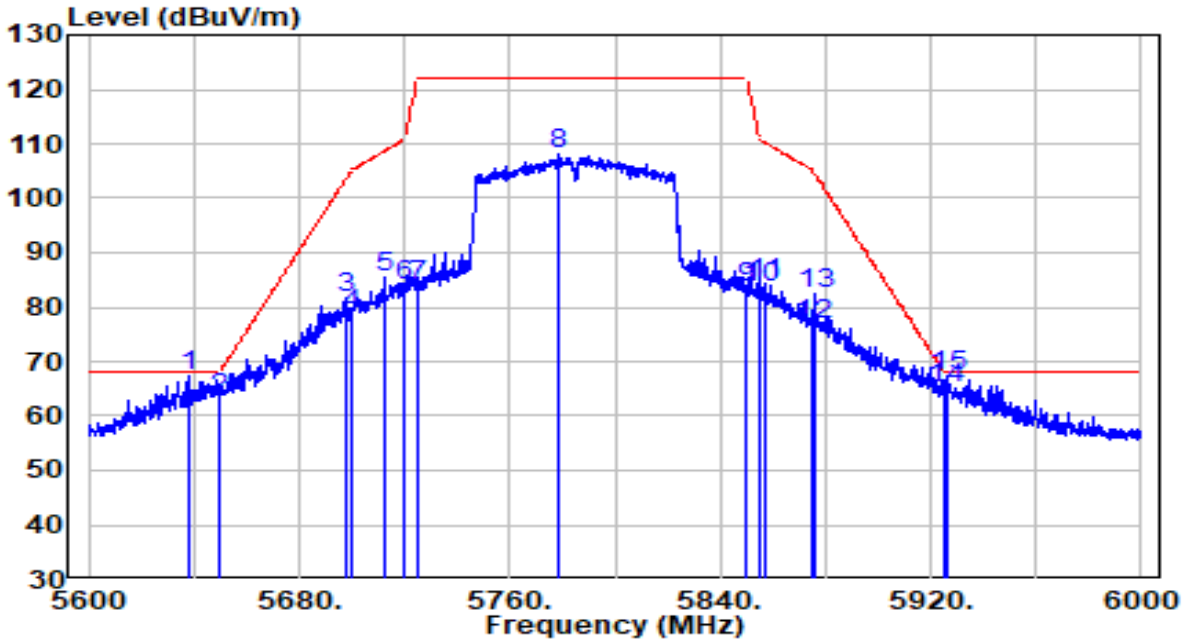

No		Frequency (MHz)	Reading (dBuV)	C.F (dB)	Measurement (dBuV/m)	Margin (dB)	Limit (dBuV/m)	Remark (QP/PK/AV)
1		5638.200	46.57	20.72	67.29	-0.91	68.20	Peak
2		5650.000	42.47	20.76	63.23	-4.97	68.20	Peak
3		5698.000	60.81	20.91	81.72	-22.00	103.73	Peak
4		5700.000	57.62	20.92	78.54	-26.66	105.20	Peak
5		5712.400	64.53	20.96	85.49	-23.19	108.67	Peak
6		5720.000	62.89	20.98	83.88	-26.92	110.80	Peak
7		5725.000	62.88	21.00	83.88	-38.32	122.20	Peak
8		5778.600	87.04	21.17	108.21	N/A	N/A	Peak
9		5850.000	62.05	21.40	83.45	-38.75	122.20	Peak
10		5855.000	62.01	21.42	83.43	-27.37	110.80	Peak
11		5856.800	62.76	21.43	84.19	-26.11	110.30	Peak
12		5875.000	55.19	21.49	76.67	-28.53	105.20	Peak
13		5875.800	61.05	21.49	82.54	-22.06	104.61	Peak
14		5925.000	43.31	21.65	64.95	-3.25	68.20	Peak
15	*	5926.600	45.82	21.65	67.47	-0.73	68.20	Peak

Note:

1. " *", means this data is the worst emission level.

2. C.F (Correction Factor) = Antenna Factor (dB)+ Cable Loss (dB)+ 16(dB) Attenuation– Preamplifier(dB).

3. Measurement(dBuV/m) = Reading(dBuV) + C.F (Correction Factor).

4.The emission levels of other frequencies are very lower than the limit and not show in test report.

EUT	AC750 Wi-Fi Range Extender	Date of Test	2020-11-07
Factor	BBHA 9120D (1GHz~18GHz)	Temp. / Humidity	23.9°C/41%
Polarity	Vertical	Site / Test Engineer	AC1 / Jay Chou
Test Mode	Transmit by 802.11ac-VHT80 at Channel 5775MHz	Test Voltage	120V/60Hz

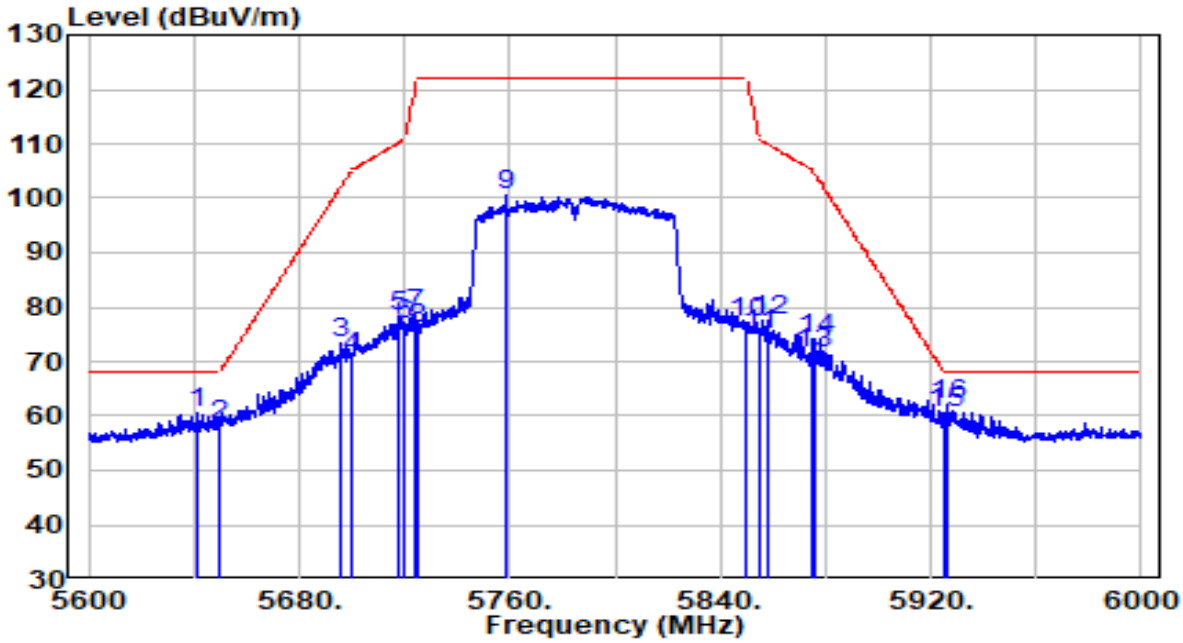

No		Frequency (MHz)	Reading (dBuV)	C.F (dB)	Measurement (dBuV/m)	Margin (dB)	Limit (dBuV/m)	Remark (QP/PK/AV)
1		5641.600	39.88	20.73	60.61	-7.59	68.20	Peak
2		5650.000	37.59	20.76	58.35	-9.85	68.20	Peak
3		5695.600	52.34	20.90	73.24	-28.72	101.96	Peak
4		5700.000	49.82	20.92	70.74	-34.46	105.20	Peak
5		5717.800	57.15	20.98	78.13	-32.06	110.18	Peak
6		5720.000	55.68	20.98	76.67	-34.13	110.80	Peak
7		5723.800	57.57	21.00	78.56	-40.90	119.46	Peak
8		5725.000	55.14	21.00	76.13	-46.07	122.20	Peak
9		5758.400	79.42	21.11	100.53	N/A	N/A	Peak
10		5850.000	55.81	21.40	77.22	-44.98	122.20	Peak
11		5855.000	53.47	21.42	74.89	-35.91	110.80	Peak
12		5858.200	56.27	21.43	77.70	-32.20	109.90	Peak
13		5875.000	49.99	21.49	71.48	-33.72	105.20	Peak
14		5875.600	52.79	21.49	74.27	-30.48	104.75	Peak
15		5925.000	38.91	21.65	60.56	-7.64	68.20	Peak

16	*	5926.200	40.28	21.65	61.93	-6.27	68.20	Peak

Note:

1. " *", means this data is the worst emission level.
2. C.F (Correction Factor) = Antenna Factor (dB)+ Cable Loss (dB)+ 16(dB) Attenuation– Preamplifier(dB).
3. Measurement(dBuV/m) = Reading(dBuV) + C.F (Correction Factor).
4.The emission levels of other frequencies are very lower than the limit and not show in test report.

7.10. AC Conducted Emissions Measurement

7.10.1.Test Limit

FCC Part 15.207 Limits		
Frequency (MHz)	QP (dBμV)	AV (dBμV)
0.15 - 0.50	66 - 56	56 - 46
0.50 - 5.0	56	46
5.0 - 30	60	50

Note 1: The lower limit shall apply at the transition frequencies.

Note 2: The limit decreases linearly with the logarithm of the frequency in the range 0.15MHz to 0.5MHz.

7.10.2.Test Setup

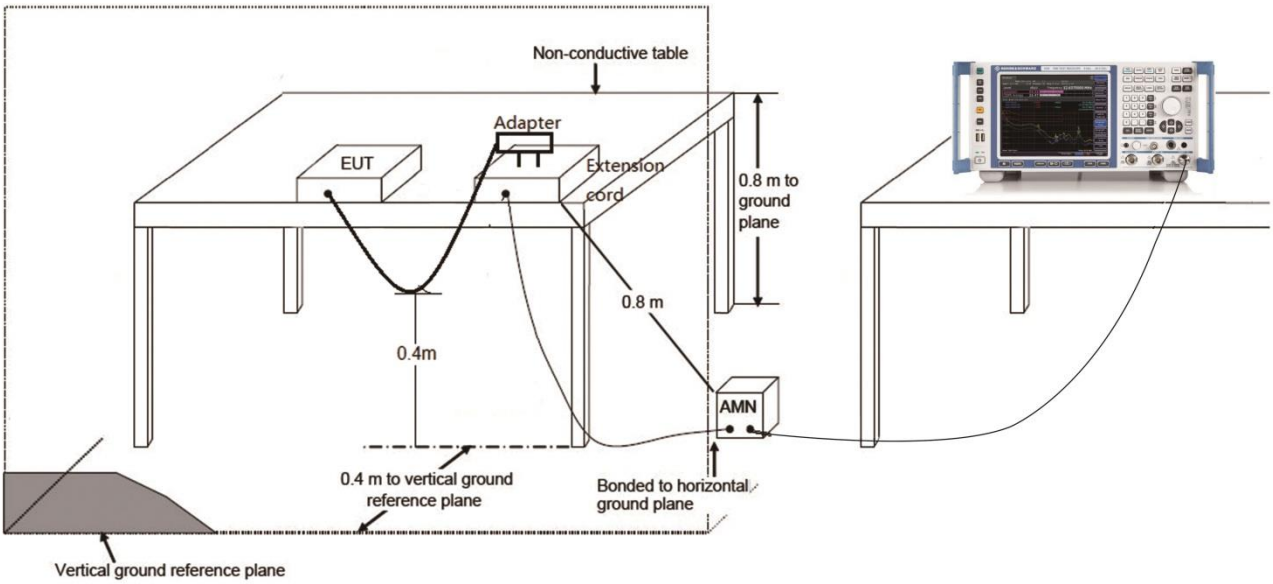

7.10.3.Test Result

EUT	AC750 Wi-Fi Range Extender	Date of Test	2020-11-16
Factor	CE_ENV216-L1 (Filter ON)	Temp. / Humidity	24.4°C /52.4%
Polarity	Line1	Site / Test Engineer	SR2 /Eric Lin
Test Mode	Transmit by 802.11ac-VHT20 at channel 5260MHz	Test Voltage	120V/60Hz

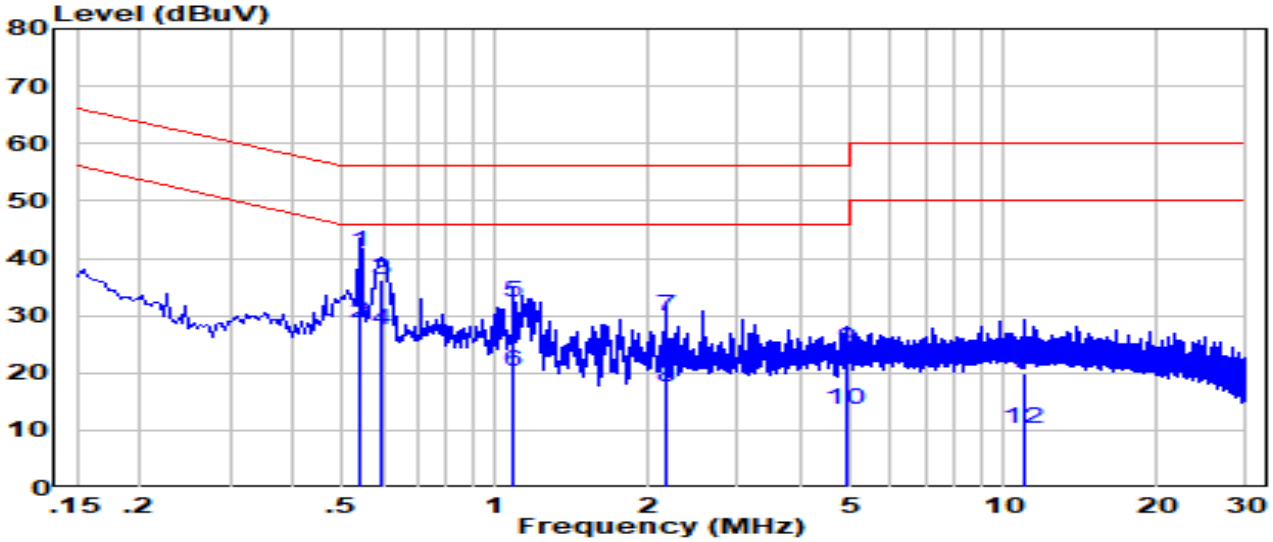

No		Frequency (MHz)	Reading (dBuV)	C.F (dB)	Measurement (dBuV/m)	Margin (dB)	Limit (dBuV/m)	Height (cm)	Angle (deg)	Remark (QP/PK/AV)
1	*	0.541	31.53	9.63	41.16	-14.84	56.00	0	0	Quasi-Peak
2		0.541	19.13	9.63	28.76	-17.24	46.00	0	0	Average
3		0.593	26.64	9.64	36.28	-19.72	56.00	0	0	Quasi-Peak
4		0.593	17.94	9.64	27.58	-18.42	46.00	0	0	Average
5		1.086	22.61	9.66	32.27	-23.73	56.00	0	0	Quasi-Peak
6		1.086	10.61	9.66	20.27	-25.73	46.00	0	0	Average
7		2.170	20.05	9.69	29.74	-26.26	56.00	0	0	Quasi-Peak
8		2.170	7.95	9.69	17.64	-28.36	46.00	0	0	Average
9		4.882	14.43	9.74	24.17	-31.83	56.00	0	0	Quasi-Peak
10		4.882	3.83	9.74	13.57	-32.43	46.00	0	0	Average
11		10.917	10.05	9.89	19.94	-40.06	60.00	0	0	Quasi-Peak
12		10.917	0.27	9.89	10.16	-39.84	50.00	0	0	Average

Note:

1. " *", means this data is the worst emission level.
2. C.F (Correction Factor) = LISN Factor (dB)+ Cable Loss (dB).
3. Measurement(dBuV/m) = Reading(dBuV) + C.F (Correction Factor).

EUT	AC750 Wi-Fi Range Extender	Date of Test	2020-11-16
Factor	CE_ENV216-N (Filter ON)	Temp. / Humidity	24.4°C /52.4%
Polarity	Neutral	Site / Test Engineer	SR2 /Eric Lin
Test Mode	Transmit by 802.11ac-VHT20 at channel 5260MHz	Test Voltage	120V/60Hz

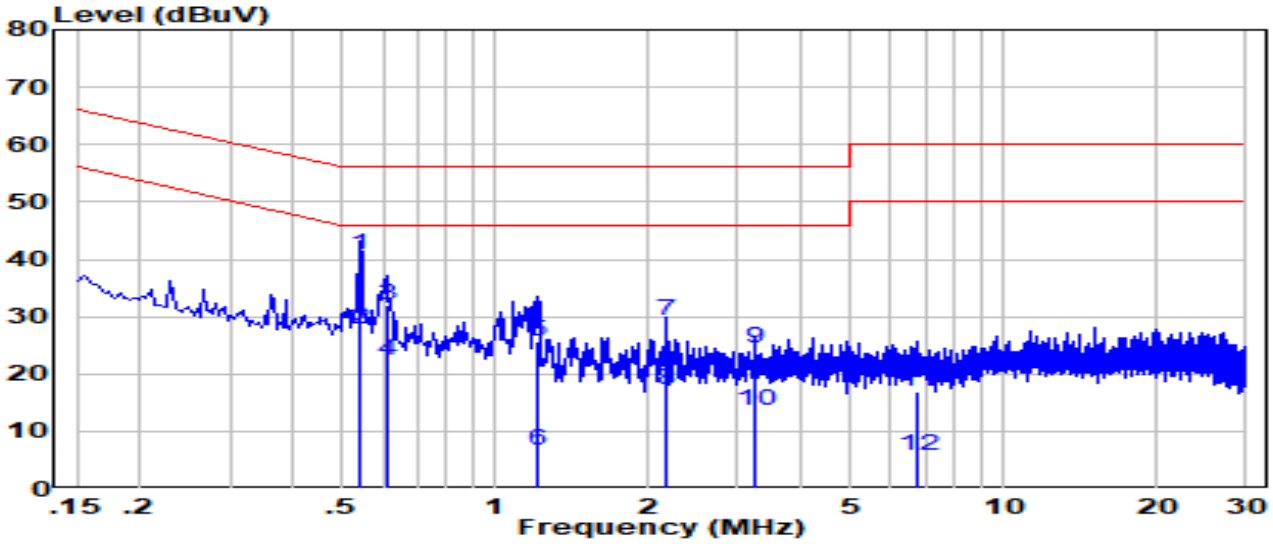

No		Frequency (MHz)	Reading (dBuV)	C.F (dB)	Measurement (dBuV/m)	Margin (dB)	Limit (dBuV/m)	Height (cm)	Angle (deg)	Remark (QP/PK/AV)
1	*	0.541	31.23	9.64	40.87	-15.13	56.00	0	0	Quasi-Peak
2		0.541	18.23	9.64	27.87	-18.13	46.00	0	0	Average
3		0.609	22.22	9.65	31.87	-24.13	56.00	0	0	Quasi-Peak
4		0.609	12.82	9.65	22.47	-23.53	46.00	0	0	Average
5		1.202	16.07	9.67	25.74	-30.26	56.00	0	0	Quasi-Peak
6		1.202	-3.13	9.67	6.54	-39.46	46.00	0	0	Average
7		2.170	19.59	9.69	29.28	-26.72	56.00	0	0	Quasi-Peak
8		2.170	7.49	9.69	17.18	-28.82	46.00	0	0	Average
9		3.254	14.63	9.72	24.35	-31.65	56.00	0	0	Quasi-Peak
10		3.254	3.93	9.72	13.65	-32.35	46.00	0	0	Average
11		6.734	7.02	9.80	16.82	-43.18	60.00	0	0	Quasi-Peak
12		6.734	-4.08	9.80	5.72	-44.28	50.00	0	0	Average

Note:

1. " *", means this data is the worst emission level.
2. C.F (Correction Factor) = LISN Factor (dB)+ Cable Loss (dB).
3. Measurement(dBuV/m) = Reading(dBuV) + C.F (Correction Factor).

8. CONCLUSION

The data collected relate only the item(s) tested and show that the device is compliance with Part 15E of the FCC Rules.

The End

Appendix A - Test Setup Photograph

Refer to “2010TW0004-Setup Photograph” file.

Appendix B - External Photograph

Refer to “2010TW0004-Internal Photo” file.

Appendix C - Internal Photograph

Refer to “2010TW0004-Internal Photo” file.