



**FCC 47 CFR PART 15 SUBPART C
ISED RSS-247 ISSUE 3**

CERTIFICATION TEST REPORT

For

AX3000 Whole Home Mesh Wi-Fi AP

MODEL NUMBER: HX510

REPORT NUMBER: 4791019221-1-RF-3

ISSUE DATE: November 15, 2023

FCC ID: 2AXJ4HX510V2

IC: 26583-HX510V2

Prepared for

**TP-Link Corporation Limited
Room 901, 9/F. , New East Ocean Centre, 9 Science Museum Road, Tsim Sha
Tsui, Kowloon, Hong Kong**

Prepared by

**UL Verification Services (Guangzhou) Co., Ltd, Song Shan Lake Branch
Building 10, Innovation Technology Park, No. 1, Li Bin Road, Song Shan Lake
Hi-Tech Development Zone
Dongguan, People's Republic of China
Tel: +86 769 22038881
Fax: +86 769 33244054
Website: www.ul.com**



Revision History

| Rev. | Issue Date | Revisions | Revised By |
|------|-------------------|---------------|------------|
| V0 | November 15, 2023 | Initial Issue | |



| Summary of Test Results | | | |
|--|-----------------------------------|---|--------------|
| Clause | Test Items | FCC/ISED Rules | Test Results |
| 1 | DFS Detection Threshold | CFR 47 FCC §FCC 15.407 (h) (2), ISED RSS-247 Issue 3 clause 6.3.1, KDB 905462 D02 | Pass |
| 2 | Channel Availability Check Time | CFR 47 FCC §FCC 15.407 (h) (2) (ii), ISED RSS-247 Issue 3 clause 6.3.2 b, KDB 905462 D02 | Pass |
| 4 | Non-Occupancy Period | CFR 47 FCC §FCC 15.407 (h) (2) (iv), ISED RSS-247 Issue 3 clause 6.3.2 e, KDB 905462 D02 | Pass |
| 5 | U-NII Detection Bandwidth | CFR 47 FCC §FCC 15.407 (h) (2), KDB 905462 D02 | Pass |
| 6 | Channel Closing Transmission Time | CFR 47 FCC §FCC 15.407 (h) (2) (iii), ISED RSS-247 Issue 3 clause 6.3.2 d, KDB 905462 D02 | Pass |
| 7 | Channel Move Time | CFR 47 FCC §FCC 15.407 (h) (2) (iii), ISED RSS-247 Issue 3 clause 6.3.2 c, KDB 905462 D02 | Pass |
| 8 | Statistical Performance Check | CFR 47 FCC §FCC 15.407 (h) (2), ISED RSS-247 Issue 3 clause 6.3.2 a, KDB 905462 D02 | Pass |
| <p>Note 1: This test report is only published to and used by the applicant, and it is not for evidence purpose in China.</p> <p>Note 2: The measurement result for the sample received is <Pass> according to < CFR 47 FCC PART 15 SUBPART E and ISED RSS-247 Issue 3 > when <Accuracy Method> decision rule is applied.</p> | | | |



TABLE OF CONTENTS

| | |
|---|-----------|
| 1. ATTESTATION OF TEST RESULTS | 6 |
| 2. TEST METHODOLOGY | 7 |
| 3. FACILITIES AND ACCREDITATION | 7 |
| 4. CALIBRATION AND UNCERTAINTY | 8 |
| 4.1. <i>MEASURING INSTRUMENT CALIBRATION</i> | <i>8</i> |
| 4.2. <i>MEASUREMENT UNCERTAINTY.....</i> | <i>8</i> |
| 5. EQUIPMENT UNDER TEST | 9 |
| 5.1. <i>DESCRIPTION OF EUT</i> | <i>9</i> |
| 5.2. <i>CHANNEL LIST</i> | <i>10</i> |
| 5.3. <i>TEST ENVIRONMENT</i> | <i>12</i> |
| 5.4. <i>DESCRIPTION OF AVAILABLE ANTENNAS</i> | <i>13</i> |
| 5.5. <i>SUPPORT UNITS FOR SYSTEM TEST.....</i> | <i>14</i> |
| 5.6. <i>MEASURING INSTRUMENT AND SOFTWARE USED.....</i> | <i>15</i> |
| 6. DYNAMIC FREQUENCY SELECTION..... | 16 |
| 6.1. <i>APPLICABILITY OF DFS REQUIREMENTS</i> | <i>16</i> |
| 6.2. <i>LIMITS.....</i> | <i>17</i> |
| 6.3. <i>PARAMETERS OF RADAR TEST WAVEFORMS.....</i> | <i>18</i> |
| 6.4. <i>TEST SETUP.....</i> | <i>20</i> |
| 6.5. <i>TEST PROCEDURE.....</i> | <i>20</i> |
| 7. TEST RESULT FOR MASTER MODE | 21 |
| 7.1. <i>Appendix A: DFS Detection Thresholds.....</i> | <i>21</i> |
| 7.1.1. <i>Test Result</i> | <i>21</i> |
| 7.1.2. <i>Test Graphs.....</i> | <i>22</i> |
| 7.2. <i>Appendix C: Channel Availability Check Time.....</i> | <i>31</i> |
| 7.2.1. <i>Test Result</i> | <i>31</i> |
| 7.2.2. <i>Test Graphs.....</i> | <i>32</i> |
| 7.3. <i>Appendix D: Channel Move Time and Channel Closing Transmission Time</i> | <i>35</i> |
| 7.3.1. <i>Test Result</i> | <i>35</i> |
| 7.3.2. <i>Test Graphs.....</i> | <i>36</i> |
| 7.4. <i>Appendix E: Non-Occupancy Period.....</i> | <i>37</i> |
| 7.4.1. <i>Test Graphs.....</i> | <i>38</i> |
| 7.5. <i>Appendix E: U-NII Detection Bandwidth.....</i> | <i>39</i> |
| 7.5.1. <i>Test Result</i> | <i>39</i> |
| 7.6. <i>Appendix F: Statistical Performance check.....</i> | <i>42</i> |
| 7.6.1. <i>Test Result for 802.11ax 20MHz mode</i> | <i>42</i> |



7.6.2. Test Result for 802.11ax 40MHz mode79
7.6.3. Test Result for 802.11ax 80MHz mode 116
7.6.4. Test Result for 802.11ax 160MHz mode 153

8. CLIENT MODE190

8.1. *Appendix A: DFS Detection Thresholds* 190
8.1.1. Test Result 190
8.1.2. Test Graphs 191

8.2. *Appendix D: Channel Move Time and Channel Closing Transmission Time* 192
8.2.1. Test Result 192
8.2.2. Test Graphs 193

8.3. *Appendix E: Non-Occupancy Period* 194
8.3.1. Test Graphs 195

9. TEST RESULT FOR MESH MODE196

9.1. *Appendix A2: DFS Detection Thresholds* 196
9.1.1. Test Result 196
9.1.2. Test Graphs 197

9.2. *Appendix F2: Statistical Performance check* 198
9.2.1. Test Result for 802.11ax 160MHz mode 198



1. ATTESTATION OF TEST RESULTS

Applicant Information

Company Name: TP-Link Corporation Limited
Address: Room 901, 9/F. , New East Ocean Centre, 9 Science Museum Road, Tsim Sha Tsui, Kowloon, Hong Kong

Manufacturer Information

Company Name: TP-Link Corporation Limited
Address: Room 901, 9/F. , New East Ocean Centre, 9 Science Museum Road, Tsim Sha Tsui, Kowloon, Hong Kong

EUT Information

EUT Name: AX3000 Whole Home Mesh Wi-Fi AP
Model: HX510
Brand: tp-link
Sample Received Date: September 26, 2023
Sample Status: Normal
Sample ID: 6489919
Date of Tested: October 12, 2023 to November 15, 2023

| APPLICABLE STANDARDS | |
|------------------------------|--------------|
| STANDARD | TEST RESULTS |
| CFR 47 FCC PART 15 SUBPART E | PASS |
| ISED RSS-247 Issue 3 | PASS |
| ISED RSS-GEN Issue 5 | PASS |

Prepared By:

Fanny Huang
Engineer Project Associate

Checked By:

Denny Huang
Senior Project Engineer

Approved By:

Stephen Guo
Operations Manager



2. TEST METHODOLOGY

The tests documented in this report were performed in accordance with FCC CFR 47 CFR Part 15, Subpart E, KDB 905462 D02 and ISED RSS-247 ISSUE 3.

3. FACILITIES AND ACCREDITATION

| | |
|---------------------------|---|
| Accreditation Certificate | <p>A2LA (Certificate No.: 4102.01) UL Verification Services (Guangzhou) Co., Ltd. Song Shan Lake Branch. has been assessed and proved to be in compliance with A2LA.</p> <p>FCC (FCC Designation No.: CN1187) UL Verification Services (Guangzhou) Co., Ltd. Song Shan Lake Branch. Has been recognized to perform compliance testing on equipment subject to the Commission's Declaration of Conformity (DoC) and Certification rules</p> <p>ISED (Company No.: 21320) UL Verification Services (Guangzhou) Co., Ltd. Song Shan Lake Branch. has been registered and fully described in a report filed with ISED. The Company Number is 21320 and the test lab Conformity Assessment Body Identifier (CABID) is CN0046.</p> <p>VCCI (Registration No.: G-20019, R-20004, C-20012 and T-20011) UL Verification Services (Guangzhou) Co., Ltd. Song Shan Lake Branch. has been assessed and proved to be in compliance with VCCI, the Membership No. is 3793. Facility Name: Chamber D, the VCCI registration No. is G-20019 and R-20004 Shielding Room B , the VCCI registration No. is C-20012 and T-20011</p> |
|---------------------------|---|

Note 1:

All tests measurement facilities use to collect the measurement data are located at Building 10, Innovation Technology Park, No. 1, Li Bin Road, Song Shan Lake Hi-Tech Development Zone Dongguan, 523808, People's Republic of China.

Note 2:

The test anechoic chamber in UL Verification Services (Guangzhou) Co., Ltd. Song Shan Lake Branch had been calibrated and compared to the open field sites and the test anechoic chamber is shown to be equivalent to or worst case from the open field site.

Note 3:

For below 30 MHz, lab had performed measurements at test anechoic chamber and comparing to measurements obtained on an open field site. And these measurements below 30 MHz had been correlated to measurements performed on an OFS.



4. CALIBRATION AND UNCERTAINTY

4.1. MEASURING INSTRUMENT CALIBRATION

The measuring equipment utilized to perform the tests documented in this report has been calibrated in accordance with the manufacturer's recommendations and is traceable to recognize national standards.

4.2. MEASUREMENT UNCERTAINTY

Where relevant, the following measurement uncertainty levels have been estimated for tests performed on the apparatus:

| Test Item | Uncertainty |
|---|---------------------------|
| Conduction emission | 3.62 dB |
| Radiated Emission (Included Fundamental Emission) (9 kHz ~ 30 MHz) | 2.2 dB |
| Radiated Emission (Included Fundamental Emission) (30 MHz ~ 1 GHz) | 4.00 dB |
| Radiated Emission (Included Fundamental Emission) (1 GHz to 26 GHz) | 5.78 dB (1 GHz ~ 18 GHz) |
| | 5.23 dB (18 GHz ~ 26 GHz) |
| Note: This uncertainty represents an expanded uncertainty expressed at approximately the 95% confidence level using a coverage factor of k=2. | |



5. EQUIPMENT UNDER TEST

5.1. DESCRIPTION OF EUT

| | |
|------------|---------------------------------|
| EUT Name: | AX3000 Whole Home Mesh Wi-Fi AP |
| Model/PMN: | HX510 |
| HVIN: | HX510V2 |
| FVIN: | V2.0 |

| | |
|-----------------------|--|
| Frequency Range: | 5180 MHz to 5240 MHz 5260 MHz to 5320 MHz 5500 MHz to 5720 MHz 5745 MHz to 5825 MHz |
| TPC Function: | Support |
| DFS Operational mode: | Master |
| Type of Modulation: | IEEE 802.11a: OFDM(64QAM, 16QAM, QPSK, BPSK) IEEE 802.11n: OFDM(64QAM, 16QAM, QPSK, BPSK) IEEE 802.11ac: OFDM(256QAM, 64QAM, 16QAM, QPSK, BPSK) IEEE 802.11ax: OFDMA(1024QAM, 256QAM, 64QAM, 16QAM, QPSK, BPSK) |
| Radio Technology: | IEEE802.11a/n HT20/n HT40/ ac VHT20/ac VHT40/ac VHT80/ac VHT160/ ax HE20/ax HE40/ax HE80/ax HE160 |
| Normal Test Voltage: | DC 12 V |



5.2. CHANNEL LIST

| UNII-1 (For Bandwidth=20MHz) | | UNII-1 (For Bandwidth=40MHz) | | UNII-1 (For Bandwidth=80MHz) | |
|---------------------------------|--------------------|---------------------------------|--------------------|---------------------------------|--------------------|
| Channel | Frequency (MHz) | Channel | Frequency (MHz) | Channel | Frequency (MHz) |
| 36 | 5180 | 38 | 5190 | 42 | 5210 |
| 40 | 5200 | 46 | 5230 | | |
| 44 | 5220 | | | | |
| 48 | 5240 | | | | |

| UNII-2A (For Bandwidth=20MHz) | | UNII-2A (For Bandwidth=40MHz) | | UNII-2A (For Bandwidth=80MHz) | |
|----------------------------------|--------------------|----------------------------------|--------------------|----------------------------------|--------------------|
| Channel | Frequency (MHz) | Channel | Frequency (MHz) | Channel | Frequency (MHz) |
| 52 | 5260 | 54 | 5270 | 58 | 5290 |
| 56 | 5280 | 62 | 5310 | | |
| 60 | 5300 | | | | |
| 64 | 5320 | | | | |

| UNII-2A (For Bandwidth=160 MHz) | |
|------------------------------------|--------------------|
| Channel | Frequency (MHz) |
| 50 | 5250 |

| UNII-2C (For Bandwidth=20MHz) | | UNII-2C (For Bandwidth=40MHz) | | UNII-2C (For Bandwidth=80MHz) | |
|----------------------------------|--------------------|----------------------------------|--------------------|----------------------------------|--------------------|
| Channel | Frequency (MHz) | Channel | Frequency (MHz) | Channel | Frequency (MHz) |
| 100 | 5500 | 102 | 5510 | 106 | 5530 |
| 104 | 5520 | 110 | 5550 | 122 | 5610 |
| 108 | 5540 | 118 | 5590 | 138 | 5690 |
| 112 | 5560 | 126 | 5630 | | |
| 116 | 5580 | 134 | 5670 | | |
| 120 | 5600 | 142 | 5710 | | |
| 124 | 5620 | | | | |
| 128 | 5640 | | | | |
| 132 | 5660 | | | | |
| 136 | 5680 | | | | |
| 140 | 5700 | | | | |
| 144 | 5720 | | | | |

| UNII-2C (For Bandwidth=160 MHz) | |
|------------------------------------|--------------------|
| Channel | Frequency (MHz) |
| 114 | 5570 |



| UNII-3 (For Bandwidth=20MHz) | | UNII-3 (For Bandwidth=40MHz) | | UNII-3 (For Bandwidth=80MHz) | |
|---------------------------------|--------------------|---------------------------------|--------------------|---------------------------------|--------------------|
| Channel | Frequency (MHz) | Channel | Frequency (MHz) | Channel | Frequency (MHz) |
| 149 | 5745 | 151 | 5755 | 155 | 5775 |
| 153 | 5765 | 159 | 5795 | | |
| 157 | 5785 | | | | |
| 161 | 5805 | | | | |
| 165 | 5825 | | | | |

Note: All channels in the 5600-5650MHz band were not operational in Canada.

| Straddle Test Channel Configuration | | |
|-------------------------------------|---------------------|-----------|
| Bandwidth | Test Channel Number | Frequency |
| For Bandwidth=20MHz | CH 144 | 5720 MHz |
| For Bandwidth=40MHz | CH 142 | 5710 MHz |
| For Bandwidth=80MHz | CH 138 | 5690 MHz |
| For Bandwidth=160MHz | CH 50 | 5250 MHz |



5.3. TEST ENVIRONMENT

| Environment Parameter | Selected Values During Tests | |
|-----------------------|------------------------------|------------|
| Relative Humidity | 35 ~ 65% | |
| Atmospheric Pressure: | 101 kPa | |
| Temperature | TN | 23 ~ 28 °C |
| Voltage: | VL | / |
| | VN | DC 12 V |
| | VH | / |

Note: VL= Lower Extreme Test Voltage
VN= Nominal Voltage
VH= Upper Extreme Test Voltage
TN= Normal Temperature

5.4. DESCRIPTION OF AVAILABLE ANTENNAS

| Antenna No. | Frequency Band | Antenna Type | Max Antenna Gain (dBi) |
|-------------|----------------|--------------|------------------------|
| 2 | 5150-5850 | PCB | 1 |
| 4 | 5150-5850 | PCB | 1 |

The EUT support Cyclic Shift Diversity(CDD) mode.

MIMO output power port and MIMO PSD port summing were performed in accordance with KDB 662911 D01. For the CDD results the Directional Gain was calculated in accordance with the following method.

For output power measurements:

Directional gain= $G_{ANT} + \text{Array Gain} = 1 \text{ dBi}$

G_{ANT} : equal to the gain of the antenna having the highest gain

Array Gain = 0 dB (i.e., no array gain) for $N_{ANT} \leq 4$

For power spectral density (PSD) measurements:

Directional gain= $G_{ANT} + \text{Array Gain} = 4.01 \text{ dBi}$

Array Gain = $10 \log(N_{ANT}/N_{SS}) \text{ dB}$.

N_{ANT} : number of transmit antennas

N_{SS} : number of spatial streams, The worst case directional gain will occur when $N_{SS} = 1$

For TX Beamforming:

Directional gain= $G_{ANT} + 10 \log(N_{ANT}/N_{SS}) = 4.01 \text{ dBi}$

| IEE Std. 802.11 | Transmit and Receive Mode | Description |
|-----------------|--|--|
| 802.11a | <input checked="" type="checkbox"/> 2TX, 2RX | ANT 2 and ANT 4 can be used as transmitting/receiving antenna. |
| 802.11n HT20 | <input checked="" type="checkbox"/> 2TX, 2RX | ANT 2 and ANT 4 can be used as transmitting/receiving antenna. |
| 802.11n HT40 | <input checked="" type="checkbox"/> 2TX, 2RX | ANT 2 and ANT 4 can be used as transmitting/receiving antenna. |
| 802.11ac VHT20 | <input checked="" type="checkbox"/> 2TX, 2RX | ANT 2 and ANT 4 can be used as transmitting/receiving antenna. |
| 802.11ac VHT40 | <input checked="" type="checkbox"/> 2TX, 2RX | ANT 2 and ANT 4 can be used as transmitting/receiving antenna. |
| 802.11ac VHT80 | <input checked="" type="checkbox"/> 2TX, 2RX | ANT 2 and ANT 4 can be used as transmitting/receiving antenna. |
| 802.11ac VHT160 | <input checked="" type="checkbox"/> 2TX, 2RX | ANT 2 and ANT 4 can be used as transmitting/receiving antenna. |
| 802.11ax HE20 | <input checked="" type="checkbox"/> 2TX, 2RX | ANT 2 and ANT 4 can be used as transmitting/receiving antenna. |
| 802.11ax HE40 | <input checked="" type="checkbox"/> 2TX, 2RX | ANT 2 and ANT 4 can be used as transmitting/receiving antenna. |
| 802.11ax HE80 | <input checked="" type="checkbox"/> 2TX, 2RX | ANT 2 and ANT 4 can be used as transmitting/receiving antenna. |
| 802.11ax HE160 | <input checked="" type="checkbox"/> 2TX, 2RX | ANT 2 and ANT 4 can be used as transmitting/receiving antenna. |

5.5. SUPPORT UNITS FOR SYSTEM TEST

SUPPORT EQUIPMENT

| Item | Equipment | Brand Name | Model Name | Remarks |
|------|-----------------|------------|------------|---------|
| 1 | Laptop | ThinkPad | X230i | / |
| 2 | RJ45 dummy load | / | / | / |
| 3 | RJ45 dummy load | / | / | / |

I/O CABLES

| Cable No | Port | Connector Type | Cable Type | Cable Length(m) | Remarks |
|----------|------|----------------|------------|-----------------|---------|
| 1 | LAN1 | RJ45 | Unshielded | 1.0 m | / |
| 2 | LAN1 | RJ45 | Unshielded | 0.1 m | / |
| 3 | LAN1 | RJ45 | Unshielded | 0.1 m | / |

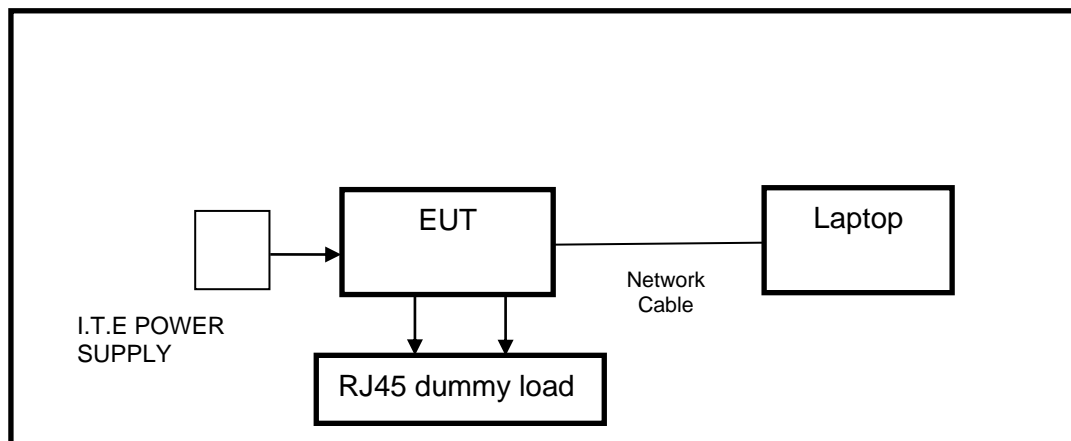
ACCESSORIES

| Item | Accessory | Brand Name | Model Name | Description |
|------|--------------------|------------|-------------|---|
| 1 | I.T.E POWER SUPPLY | tp-link | T120150-2B1 | Input: AC 100-240 V, 50 / 60 Hz, 0.6A Output: DC 12.0 V, 1.5 A |

TEST SETUP

The EUT can work in engineering mode with a software through a laptop.

SETUP DIAGRAM FOR TESTS





5.6. MEASURING INSTRUMENT AND SOFTWARE USED

| R&S TS 8997 Test System | | | | | |
|--------------------------------|-----------------|-----------|------------|--------------|--------------|
| Equipment | Manufacturer | Model No. | Serial No. | Last Cal. | Due. Date |
| Power sensor, Power Meter | R&S | OSP120 | 100921 | Mar.31,2023 | Mar.30,2024 |
| Vector Signal Generator | R&S | SMBV100A | 261637 | Oct.12, 2023 | Oct.11, 2024 |
| Signal Generator | R&S | SMB100A | 178553 | Oct.12, 2023 | Oct.11, 2024 |
| Signal Analyzer | R&S | FSV40 | 101118 | Oct.12, 2023 | Oct.11, 2024 |
| Software | | | | | |
| Description | Manufacturer | Name | Version | | |
| For R&S TS 8997 Test System | Rohde & Schwarz | EMC 32 | 10.60.10 | | |

6. DYNAMIC FREQUENCY SELECTION

6.1. APPLICABILITY OF DFS REQUIREMENTS

Table 1: Applicability of DFS Requirements Prior to Use of a Channel

| Requirement | Operational Mode | | |
|---------------------------------|--|--|--|
| | <input checked="" type="checkbox"/> Master | <input checked="" type="checkbox"/> Client Without Radar Detection | <input type="checkbox"/> Client With Radar Detection |
| Non-Occupancy Period | Yes | Not required | Yes |
| DFS Detection Threshold | Yes | Not required | Yes |
| Channel Availability Check Time | Yes | Not required | Not required |
| U-NII Detection Bandwidth | Yes | Not required | Yes |

Table 2: Applicability of DFS requirements during normal operation

| Requirement | Operational Mode | |
|-----------------------------------|--|--|
| | <input checked="" type="checkbox"/> Master Device or Client with Radar Detection | <input checked="" type="checkbox"/> Client Without Radar Detection |
| DFS Detection Threshold | Yes | Not required |
| Channel Closing Transmission Time | Yes | Yes |
| Channel Move Time | Yes | Yes |
| U-NII Detection Bandwidth | Yes | Not required |

| | | |
|---|--|--|
| Additional requirements for devices with multiple bandwidth modes | <input checked="" type="checkbox"/> Master Device or Client with Radar Detection | <input checked="" type="checkbox"/> Client Without Radar Detection |
| U-NII Detection Bandwidth and Statistical Performance Check | All BW modes must be tested | Not required |
| Channel Move Time and Channel Closing Transmission Time | Test using widest BW mode available | Test using the widest BW mode available for the link |
| All other tests | Any single BW mode | Not required |

Note: Frequencies selected for statistical performance check should include several frequencies within the radar detection bandwidth and frequencies near the edge of the radar detection bandwidth. For 802.11 devices it is suggested to select frequencies in each of the bonded 20 MHz channels and the channel center frequency.

6.2. LIMITS

(1) DFS Detection Thresholds

Table 3: DFS Detection Thresholds for Master Devices and Client Devices With Radar Detection

| Maximum Transmit Power | Value (See Notes 1, 2, and 3) |
|--|-------------------------------|
| EIRP \geq 200 milliwatt | -64 dBm |
| EIRP < 200 milliwatt and power spectral density < 10 dBm/MHz | -62 dBm |
| EIRP < 200 milliwatt that do not meet the power spectral density requirement | -64 dBm |

Note 1: This is the level at the input of the receiver assuming a 0 dBi receive antenna.
 Note 2: Throughout these test procedures an additional 1 dB has been added to the amplitude of the test transmission waveforms to account for variations in measurement equipment. This will ensure that the test signal is at or above the detection threshold level to trigger a DFS response.
 Note3: EIRP is based on the highest antenna gain. For MIMO devices refer to KDB Publication 662911 D01.

(2) DFS Response Requirements

Table 4: DFS Response Requirement Values

| Parameter | Value |
|-----------------------------------|---|
| Non-occupancy period | Minimum 30 minutes |
| Channel Availability Check Time | 60 seconds |
| Channel Move Time | 10 seconds See Note 1. |
| Channel Closing Transmission Time | 200 milliseconds + an aggregate of 60 milliseconds over remaining 10 second period. See Notes 1 and 2. |
| U-NII Detection Bandwidth | Minimum 100% of the U-NII 99% transmission power bandwidth. See Note 3. |

Note 1: Channel Move Time and the Channel Closing Transmission Time should be performed with Radar Type 0. The measurement timing begins at the end of the Radar Type 0 burst.
 Note 2: The Channel Closing Transmission Time is comprised of 200 milliseconds starting at the beginning of the Channel Move Time plus any additional intermittent control signals required facilitating a Channel move (an aggregate of 60 milliseconds) during the remainder of the 10 second period. The aggregate duration of control signals will not count quiet periods in between transmissions.
 Note 3: During the U-NII Detection Bandwidth detection test, radar type 0 should be used. For each frequency step the minimum percentage of detection is 90 percent. Measurements are performed with no data traffic.

6.3. PARAMETERS OF RADAR TEST WAVEFORMS

This section provides the parameters for required test waveforms, minimum percentage of successful detections, and the minimum number of trials that must be used for determining DFS conformance. Step intervals of 0.1 microsecond for Pulse Width, 1 microsecond for PRI, 1 MHz for chirp width and 1 for the number of pulses will be utilized for the random determination of specific test waveforms.

Table 5 Short Pulse Radar Test Waveforms

| Radar Type | Pulse Width (μsec) | PRI (μsec) | Number of Pulses | Minimum Percentage of Successful Detection | Minimum Number of Trials |
|---|--------------------|------------|---|--|--------------------------|
| 0 | 1 | 1428 | 18 | See Note 1 | See Note 1 |
| 1 | 1 | Test A | Roundup $\left\{ \left(\frac{1}{360} \right) \cdot \left(\frac{19 \cdot 10^6}{\text{PRI}_{\mu\text{sec}}} \right) \right\}$ | 60% | 30 |
| | | Test B | | | |
| 2 | 1-5 | 150-230 | 23-29 | 60% | 30 |
| 3 | 6-10 | 200-500 | 16-18 | 60% | 30 |
| 4 | 11-20 | 200-500 | 12-16 | 60% | 30 |
| Aggregate (Radar Types 1-4) | | | | 80% | 120 |
| <p>Note 1: Short Pulse Radar Type 0 should be used for the detection bandwidth test, channel move time, and channel closing time tests.</p> <p>Test A: 15 unique PRI values randomly selected from the list of 23 PRI values in Table 5a</p> <p>Test B: 15 unique PRI values randomly selected within the range of 518-3066 μsec, with a minimum increment of 1 μsec, excluding PRI values selected in Test A</p> | | | | | |

A minimum of 30 unique waveforms are required for each of the Short Pulse Radar Types 2 through 4. If more than 30 waveforms are used for Short Pulse Radar Types 2 through 4, then each additional waveform must also be unique and not repeated from the previous waveforms. If more than 30 waveforms are used for Short Pulse Radar Type 1, then each additional waveform is generated with Test B and must also be unique and not repeated from the previous waveforms in Tests A or B. Test aggregate is average of the percentage of successful detections of short pulse radar types 1-4.

Long Pulse Radar Test Waveform

| Radar Type | Pulse Width (μsec) | Chirp Width (MHz) | PRI (μsec) | Number of Pulses per Burst | Number of Bursts | Minimum Percentage of Successful Detection | Minimum Number of Trials |
|------------|--------------------|-------------------|------------|----------------------------|------------------|--|--------------------------|
| 5 | 50-100 | 5-20 | 1000-2000 | 1-3 | 8-20 | 80% | 30 |

The parameters for this waveform are randomly chosen. Thirty unique waveforms are required for the Long Pulse Radar Type waveforms. If more than 30 waveforms are used for the Long Pulse Radar Type waveforms, then each additional waveform must also be unique and not repeated from the previous waveforms.

Frequency Hopping Radar Test Waveform

| Radar Type | Pulse Width (μsec) | Chirp Width (MHz) | PRI (μsec) | Number of Pulses per Burst | Number of Bursts | Minimum Percentage of Successful Detection | Minimum Number of Trials |
|------------|--------------------|-------------------|------------|----------------------------|------------------|--|--------------------------|
| 6 | 1 | 333 | 9 | 0.333 | 300 | 70% | 30 |

For the Frequency Hopping Radar Type, the same Burst parameters are used for each waveform. The hopping sequence is different for each waveform and a 100-length segment is selected from the hopping sequence defined by the following algorithm: 4.

The first frequency in a hopping sequence is selected randomly from the group of 475 integer frequencies from 5250 – 5724MHz. Next, the frequency that was just chosen is removed from the group and a frequency is randomly selected from the remaining 474 frequencies in the group. This process continues until all 475 frequencies are chosen for the set. For selection of a random frequency, the frequencies remaining within the group are always treated as equally likely.

6.4. TEST SETUP

Setup for Master with injection at the Master.

7.2.1 Setup for Master with injection at the Master

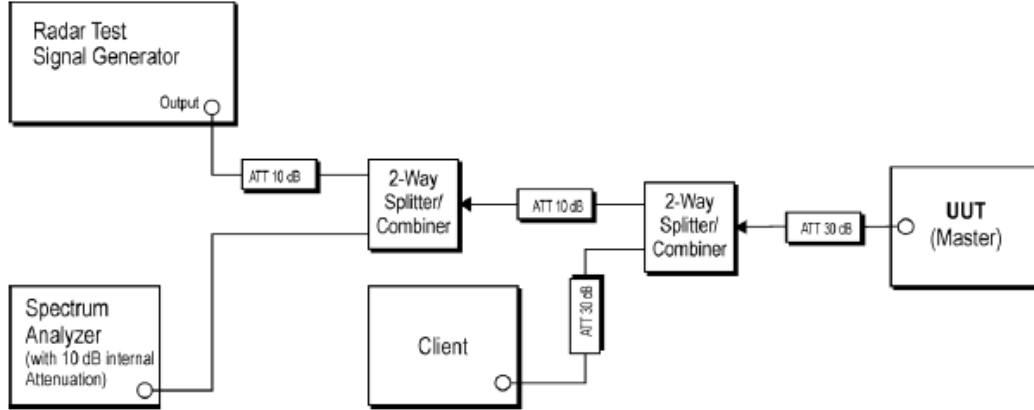


Figure 2: Example Conducted Setup where UUT is a Master and Radar Test Waveforms are injected into the Master

Note:

1. The bridge mode is client without radar detection function, only Channel Move Time, Channel Closing Transmission Time and Non-Occupancy Period are required to perform.
2. Repeater/Mesh mode, only Statistical Performance Check on one of the radar types is required to perform.

Support Equipment

| Item | Equipment | Brand Name | Model Name | Remarks |
|------|--------------------|------------|--------------------|---|
| 1 | Laptop | Lenovo | Legion Y7000P IAH7 | / |
| 2 | I.T.E POWER SUPPLY | tp-link | T120150-2B1 | Input: AC 100-240 V, 50 / 60 Hz, 0.6A Output: DC 12.0 V, 1.5 A |

6.5. TEST PROCEDURE

Please refer to KDB 905462 D02 UNII DFS Compliance Procedures New Rules v02 Clause 7.8.



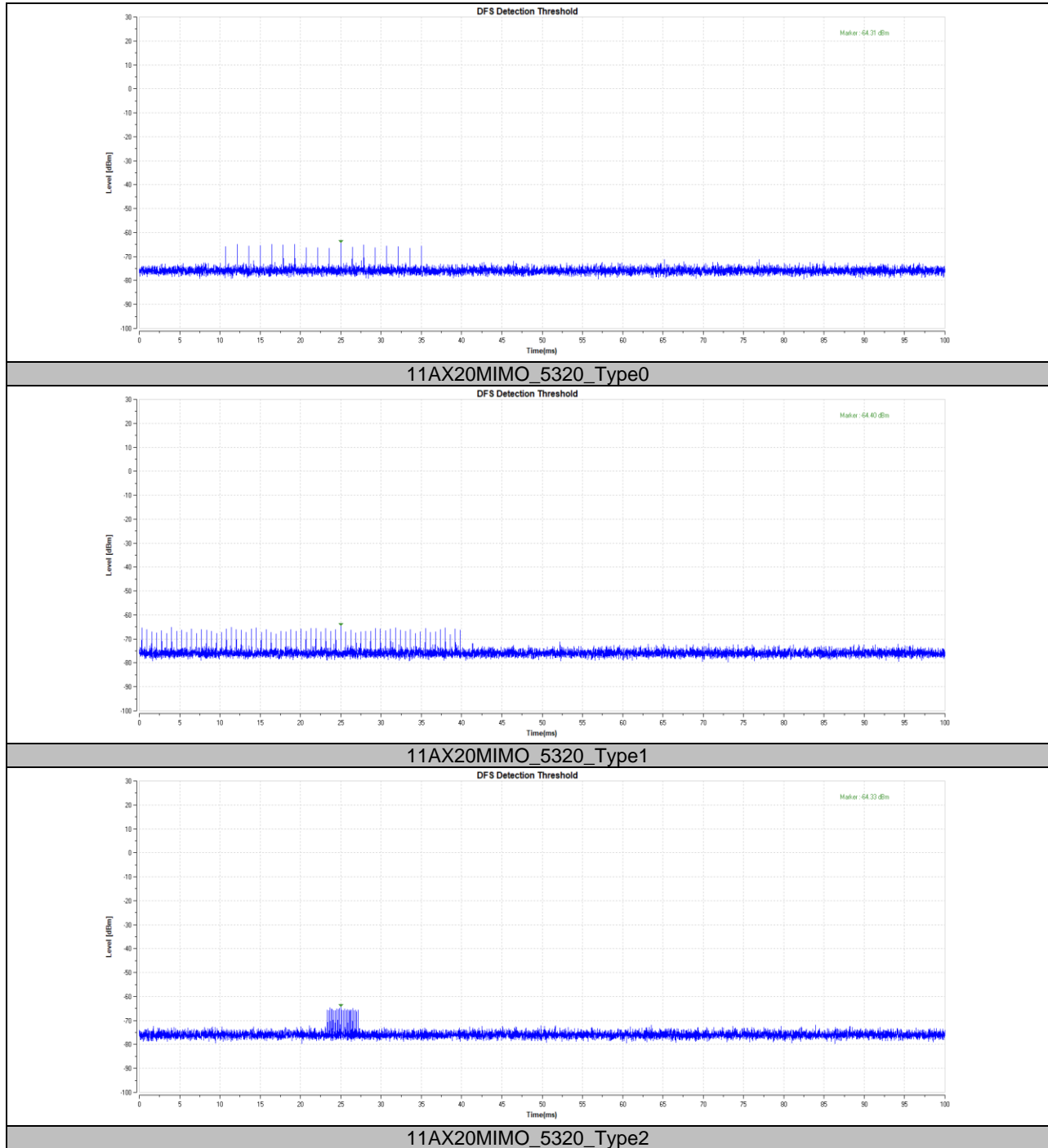
7. TEST RESULT FOR MASTER MODE

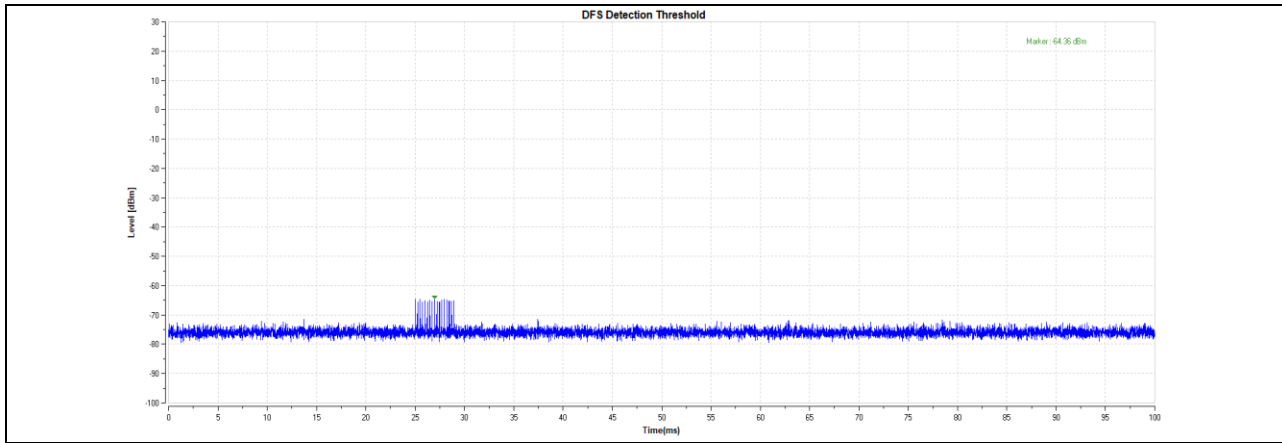
7.1. Appendix A: DFS Detection Thresholds

7.1.1. Test Result

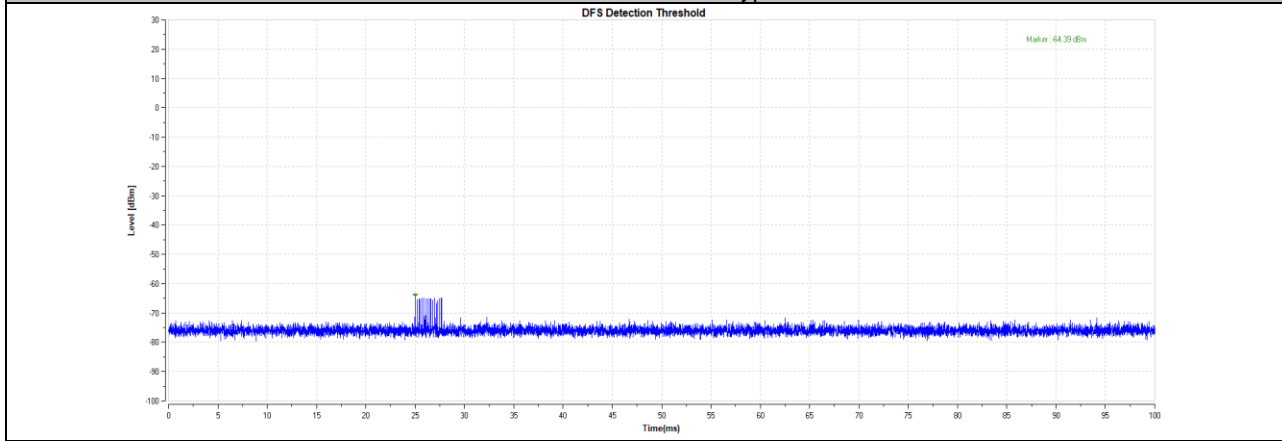
| Test Mode | Frequency[MHz] | Radar Type | Result | Limit[dBm] | Verdict |
|-------------|----------------|------------|--------|------------|---------|
| 11AX20MIMO | 5320 | Type0 | -64.31 | -63.00 | PASS |
| | | Type1 | -64.40 | -63.00 | PASS |
| | | Type2 | -64.33 | -63.00 | PASS |
| | | Type3 | -64.36 | -63.00 | PASS |
| | | Type4 | -64.39 | -63.00 | PASS |
| | | Type5 | -64.50 | -63.00 | PASS |
| | | Type6 | -64.28 | -63.00 | PASS |
| 11AX40MIMO | 5310 | Type1 | -64.14 | -61.00 | PASS |
| | | Type2 | -64.33 | -61.00 | PASS |
| | | Type3 | -64.41 | -61.00 | PASS |
| | | Type4 | -64.34 | -61.00 | PASS |
| | | Type5 | -64.05 | -61.00 | PASS |
| | | Type6 | -64.51 | -61.00 | PASS |
| 11AX80MIMO | 5290 | Type0 | -64.00 | -61.00 | PASS |
| | | Type1 | -64.31 | -61.00 | PASS |
| | | Type2 | -64.28 | -61.00 | PASS |
| | | Type3 | -64.14 | -61.00 | PASS |
| | | Type4 | -64.56 | -61.00 | PASS |
| | | Type5 | -64.42 | -61.00 | PASS |
| | | Type6 | -64.11 | -61.00 | PASS |
| 11AX160MIMO | 5250 | Type0 | -64.43 | -61.00 | PASS |
| | | Type1 | -64.05 | -61.00 | PASS |
| | | Type2 | -64.44 | -61.00 | PASS |
| | | Type3 | -64.40 | -61.00 | PASS |
| | | Type4 | -64.17 | -61.00 | PASS |
| | | Type5 | -64.44 | -61.00 | PASS |
| | | Type6 | -64.52 | -61.00 | PASS |

7.1.2. Test Graphs

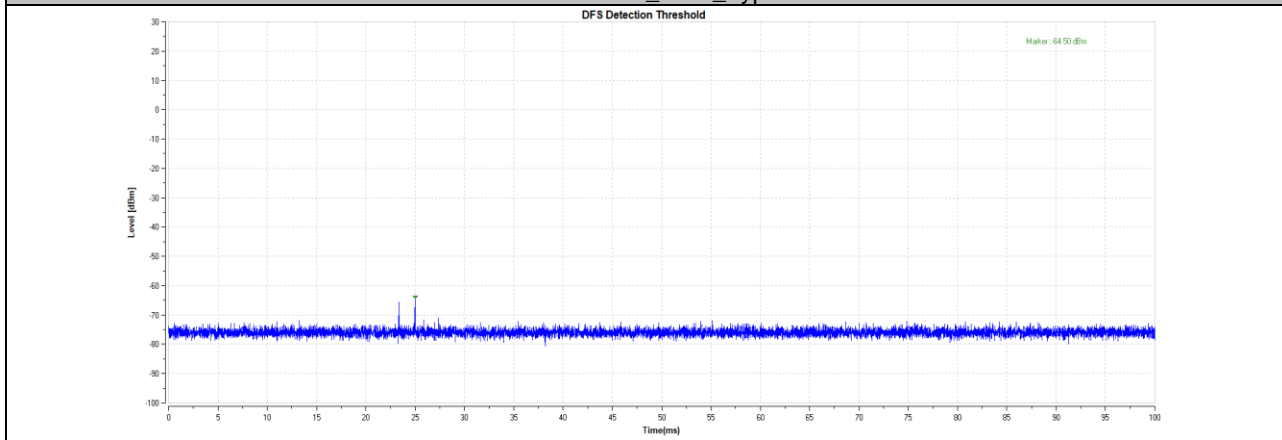




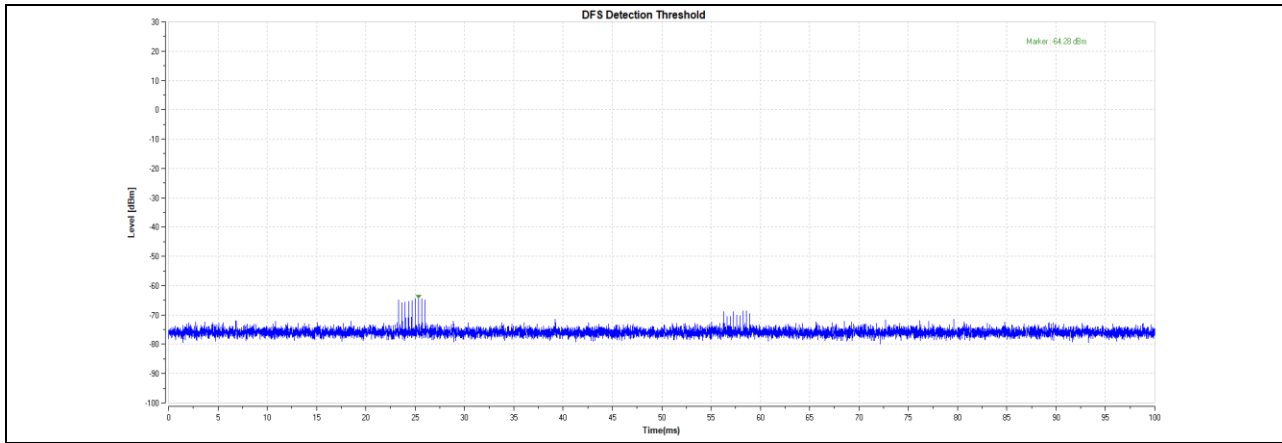
11AX20MIMO_5320_Type3



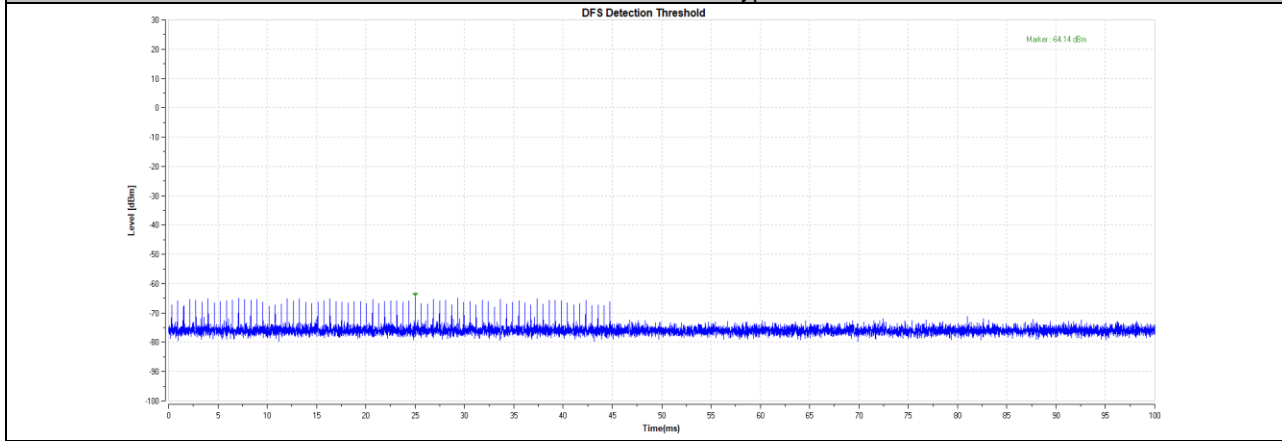
11AX20MIMO_5320_Type4



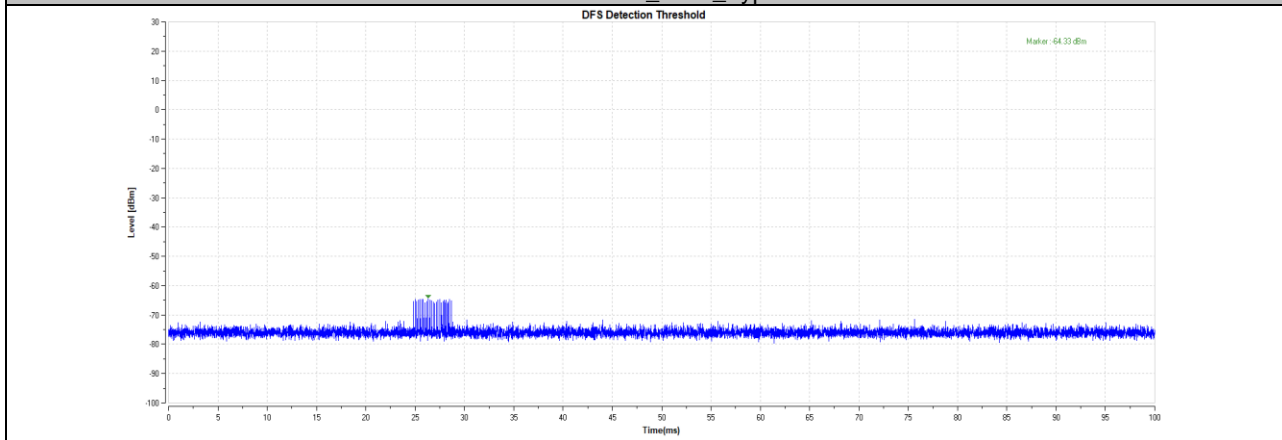
11AX20MIMO_5320_Type5



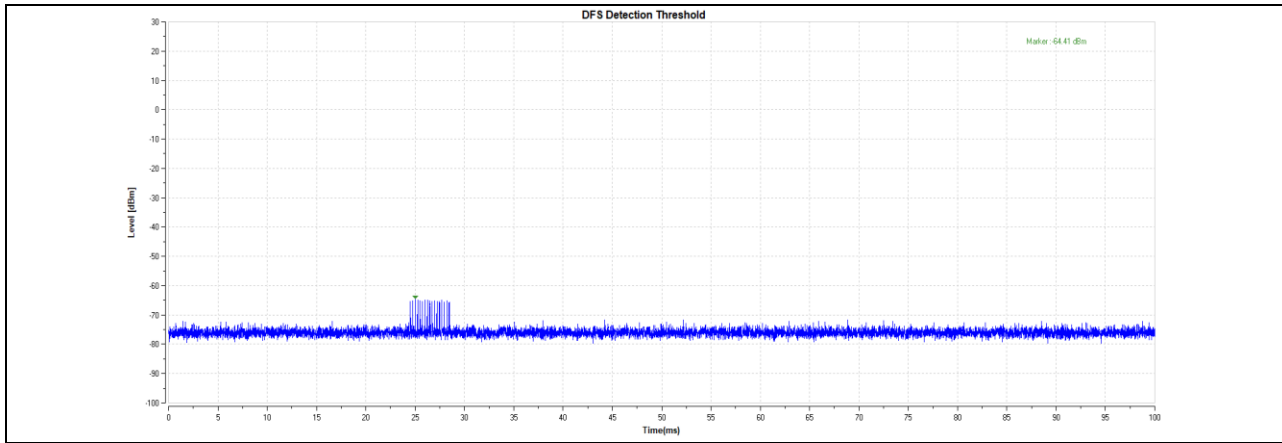
11AX20MIMO_5320_Type6



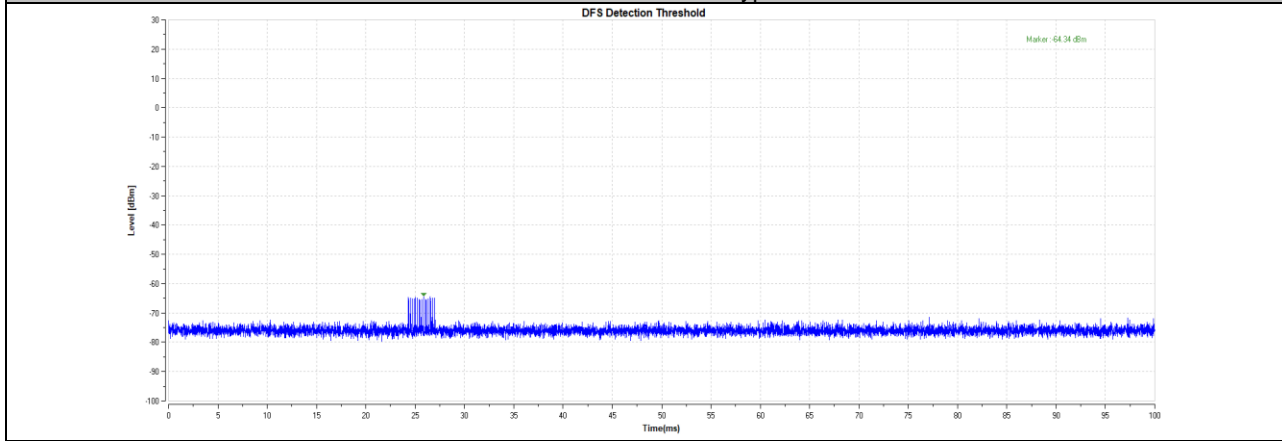
11AX40MIMO_5310_Type1



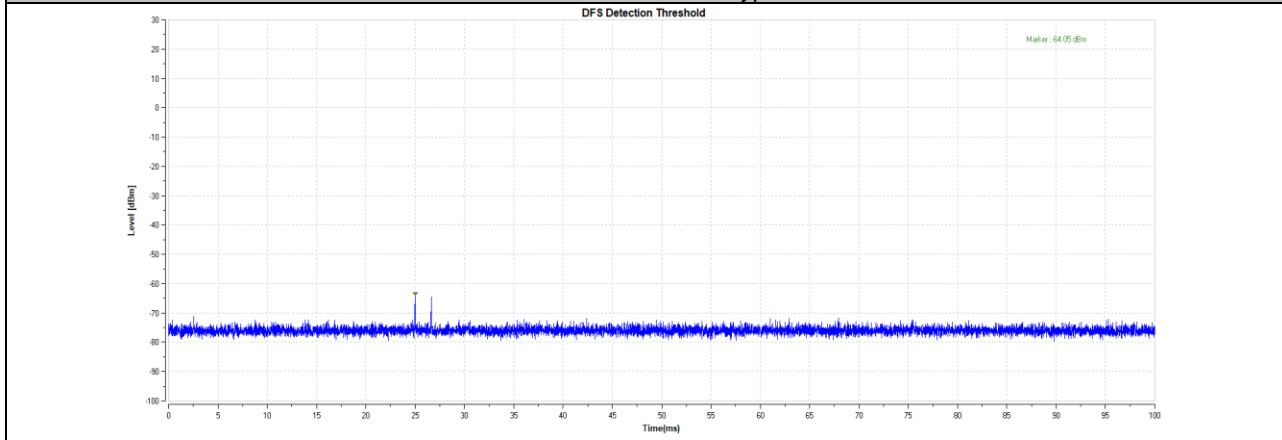
11AX40MIMO_5310_Type2



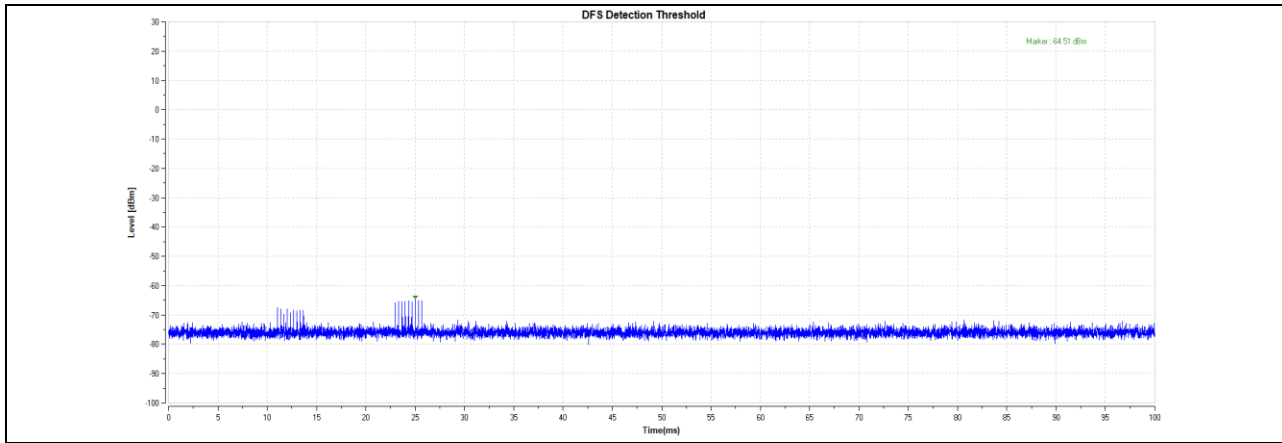
11AX40MIMO_5310_Type3



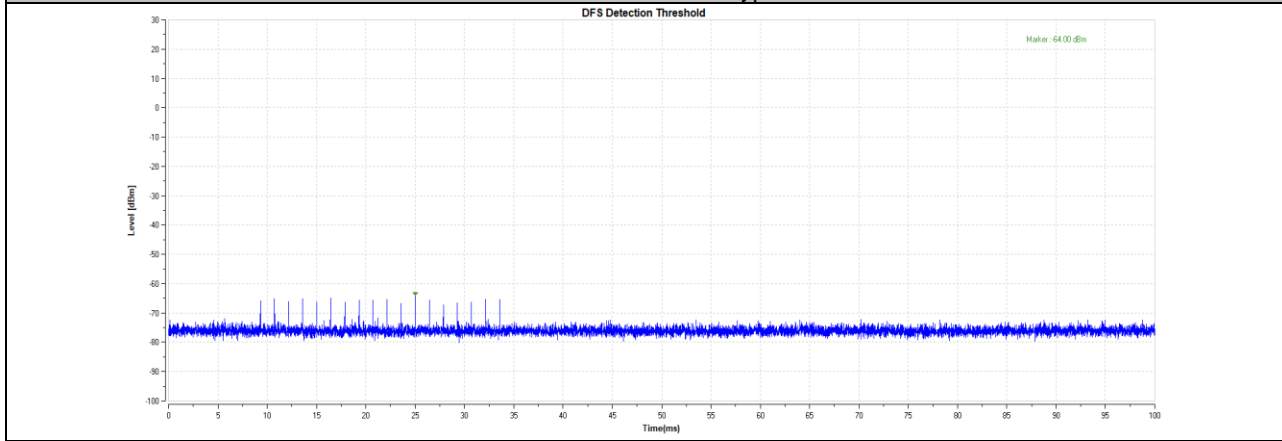
11AX40MIMO_5310_Type4



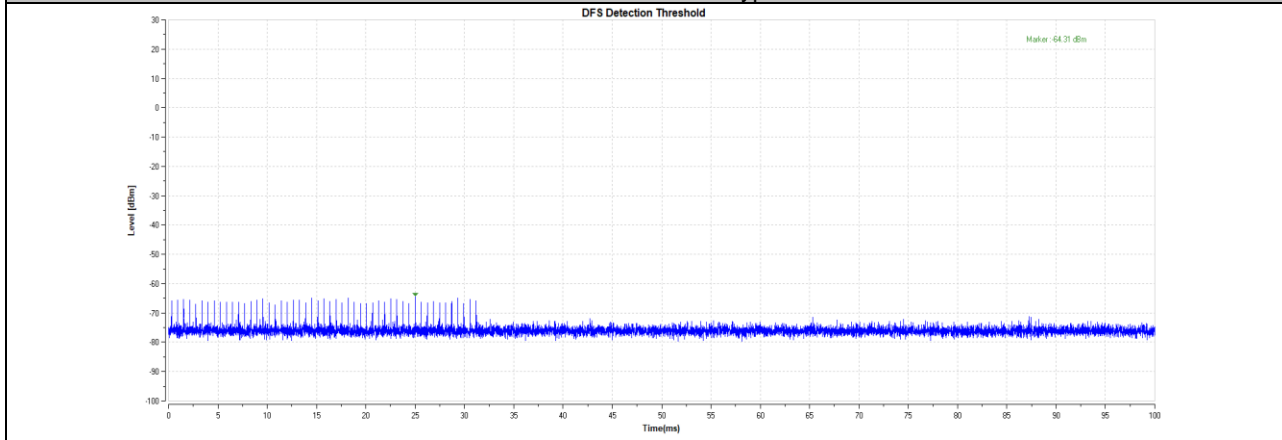
11AX40MIMO_5310_Type5



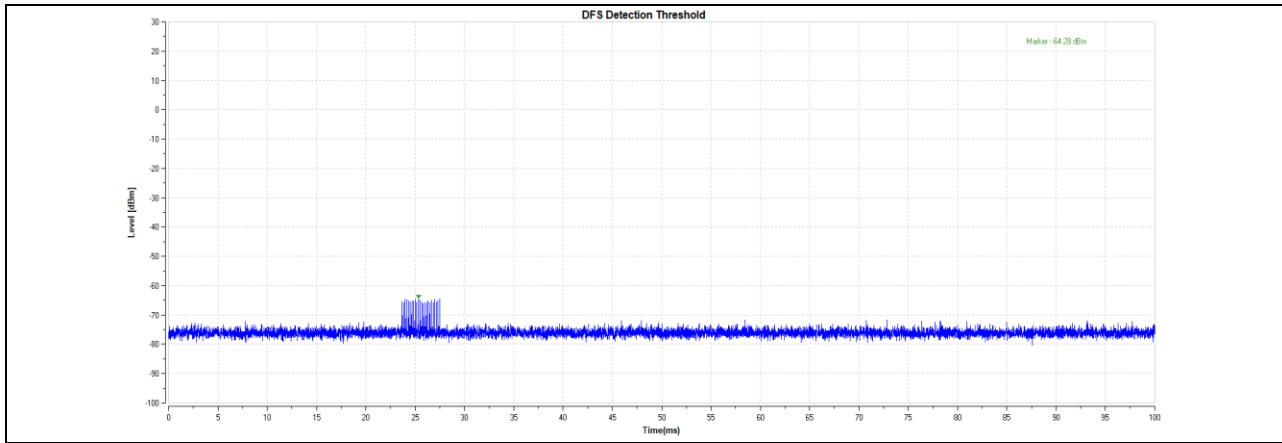
11AX40MIMO_5310_Type6



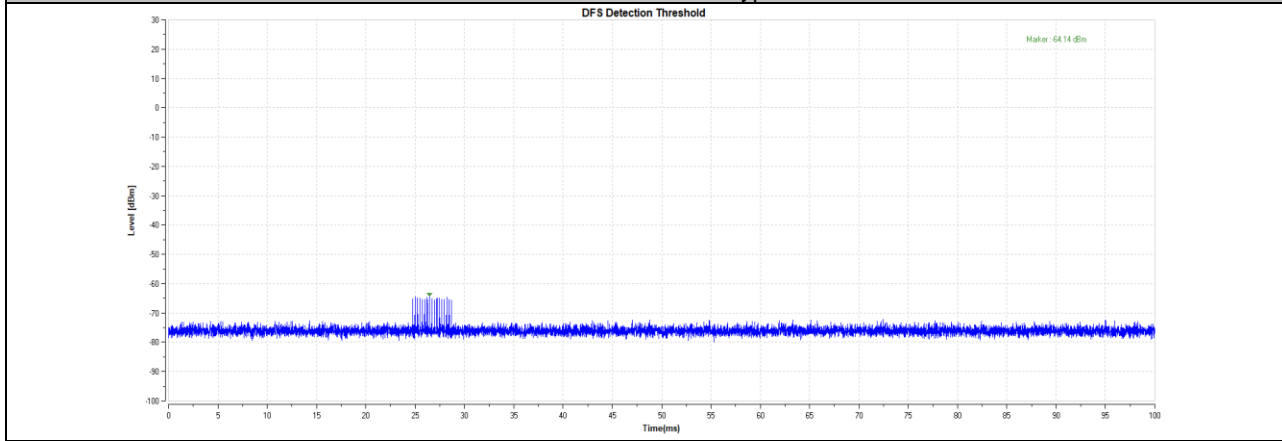
11AX80MIMO_5290_Type0



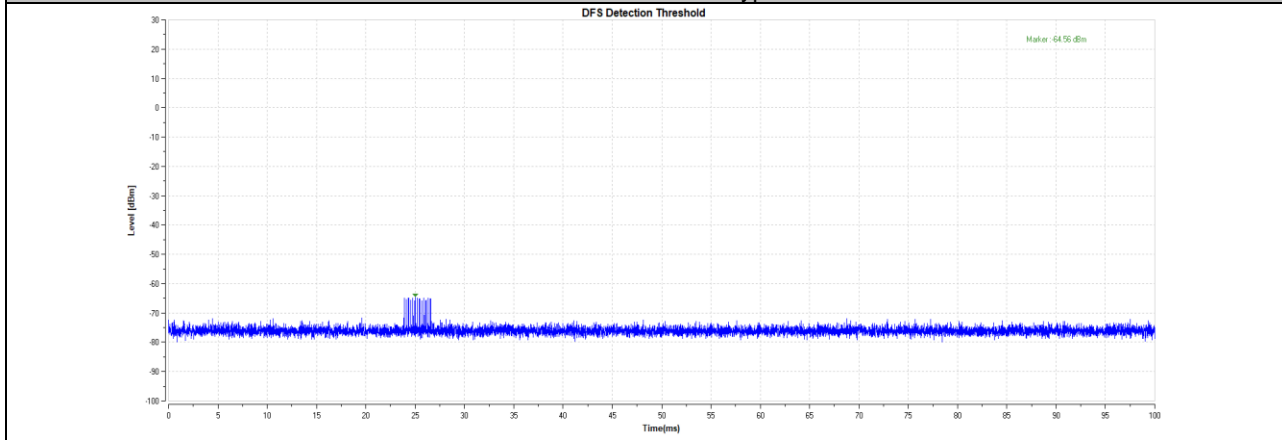
11AX80MIMO_5290_Type1



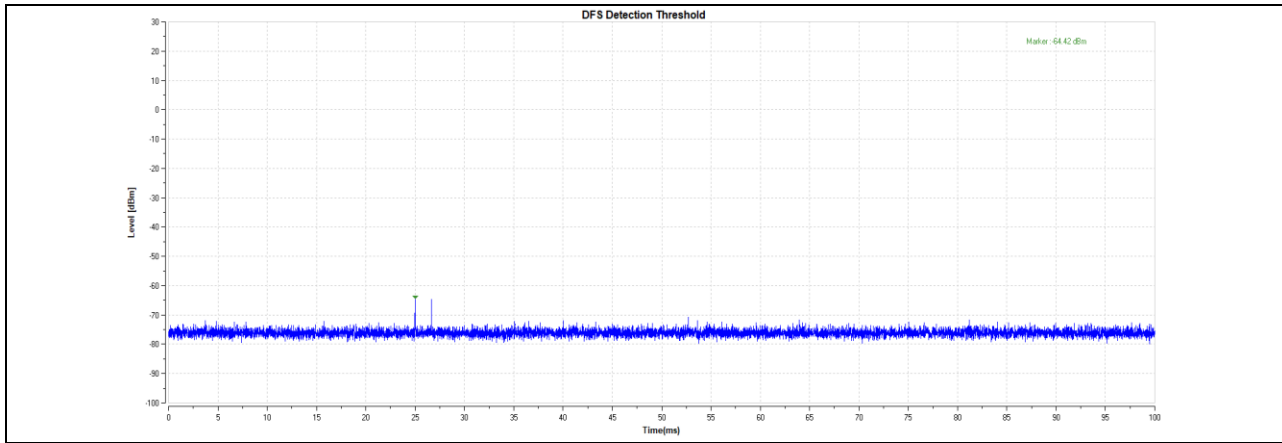
11AX80MIMO_5290_Type2



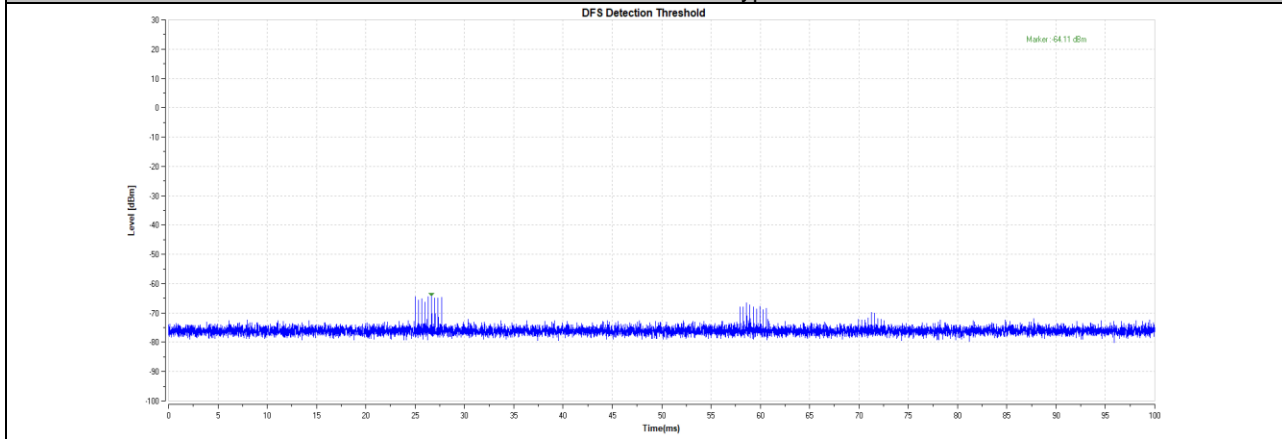
11AX80MIMO_5290_Type3



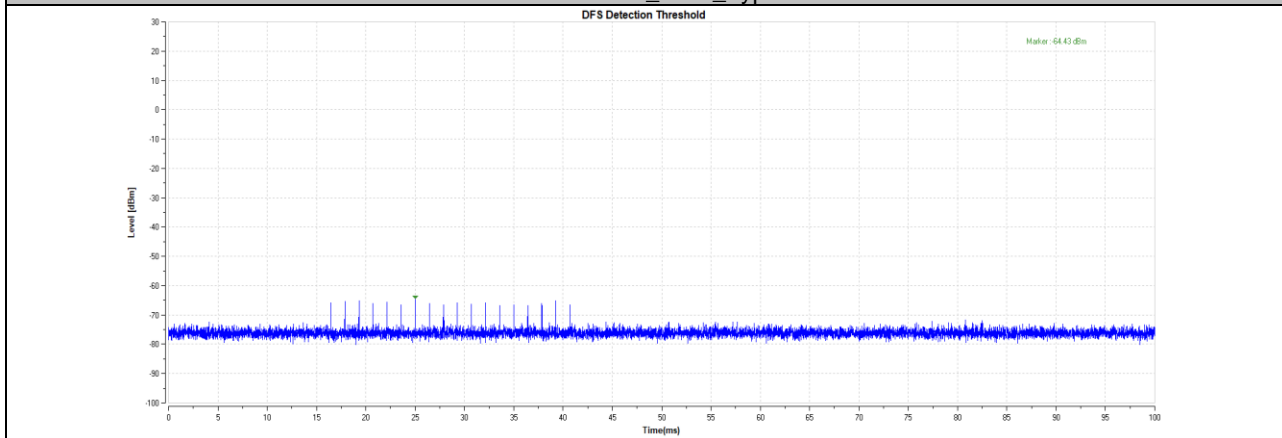
11AX80MIMO_5290_Type4



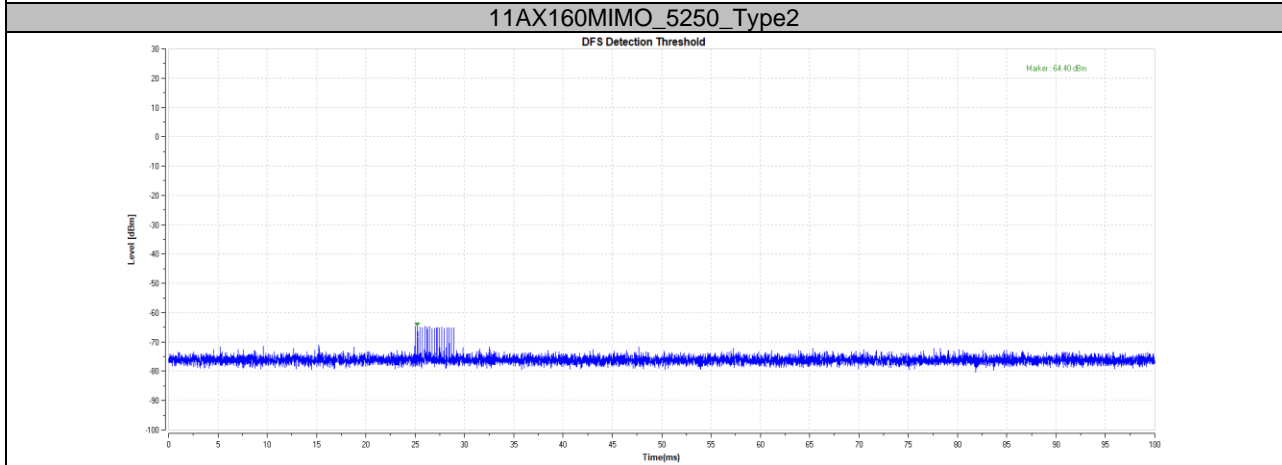
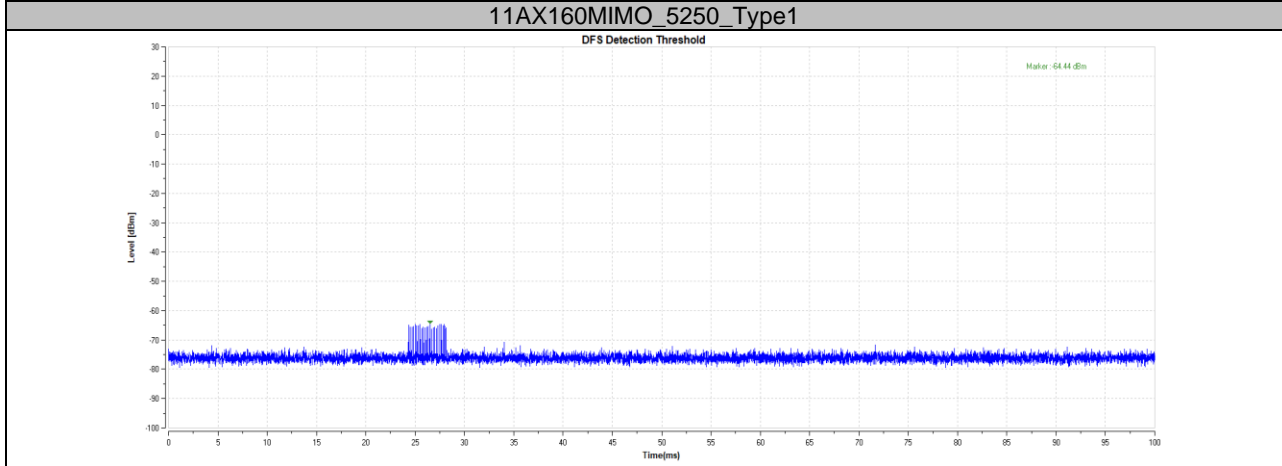
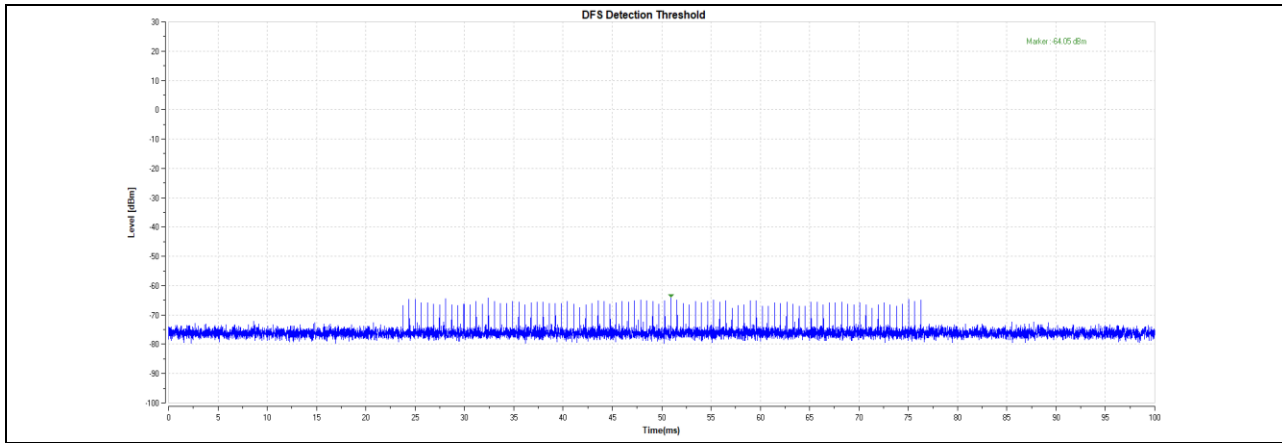
11AX80MIMO_5290_Type5

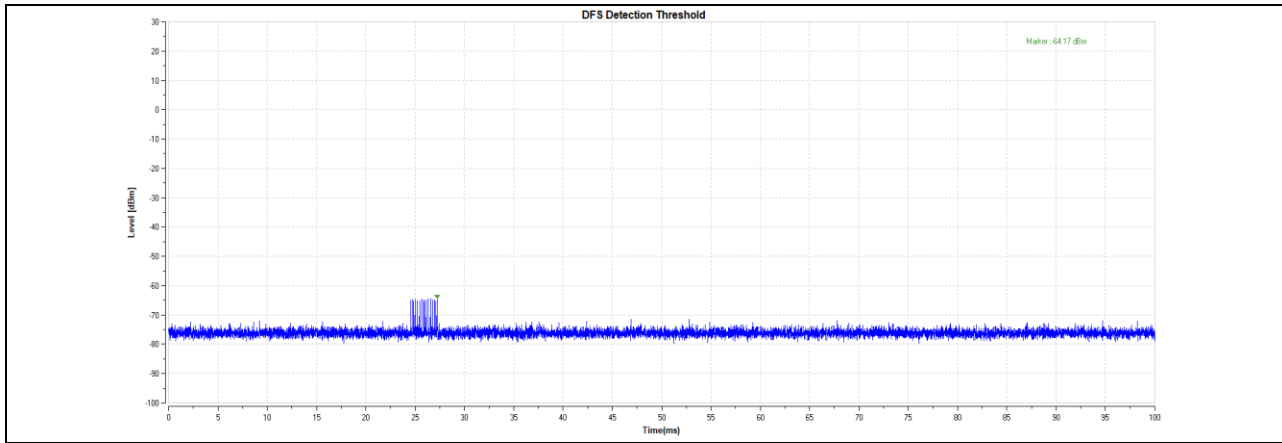


11AX80MIMO_5290_Type6

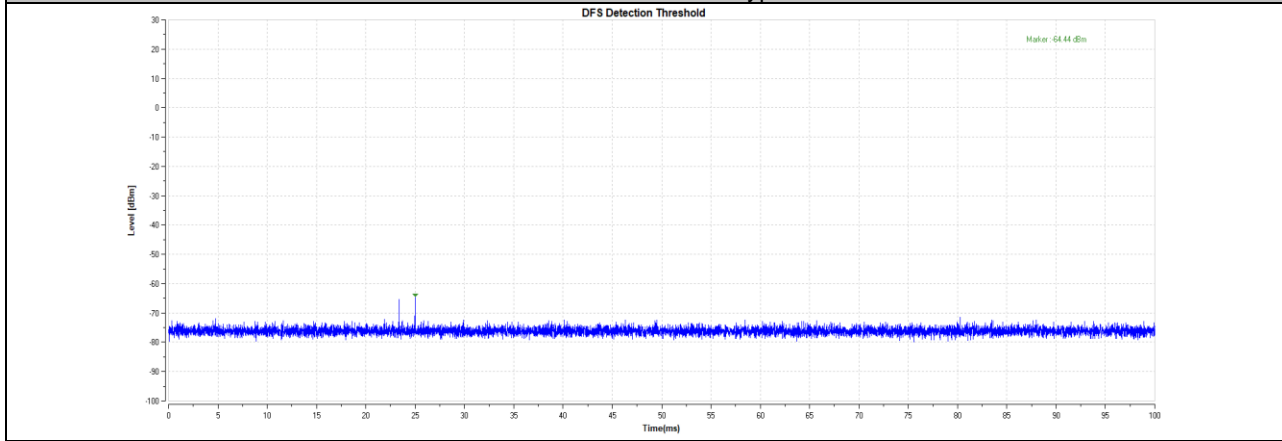


11AX160MIMO_5250_Type0

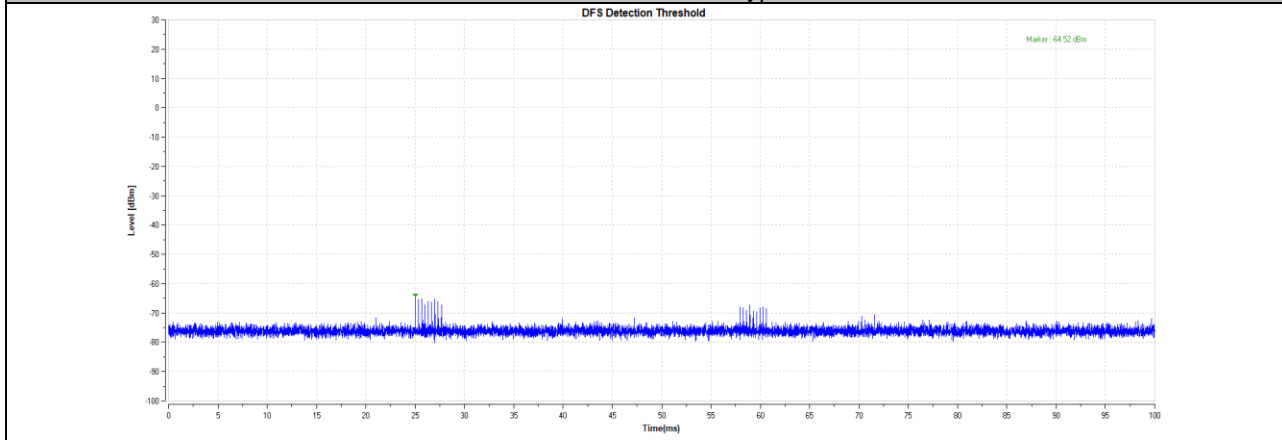




11AX160MIMO_5250_Type4



11AX160MIMO_5250_Type5



11AX160MIMO_5250_Type6



7.2. Appendix C: Channel Availability Check Time

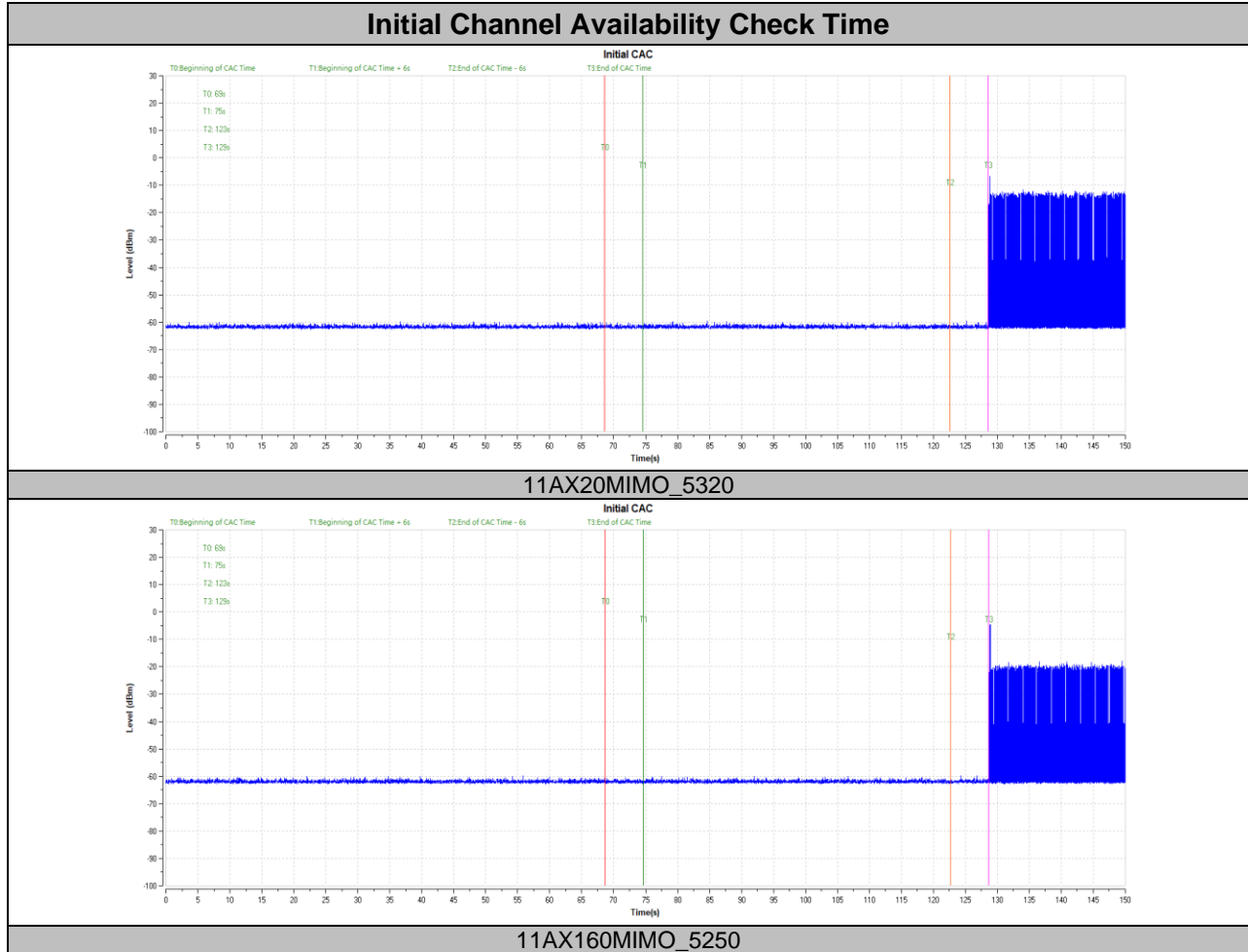
7.2.1. Test Result

| Test Mode | Frequency[MHz] | Result | Verdict |
|-------------|----------------|----------------|---------|
| 11AX20MIMO | 5320 | See test Graph | PASS |
| 11AX160MIMO | 5250 | See test Graph | PASS |

| Test Mode | Frequency[MHz] | Result | Verdict |
|-------------|----------------|----------------|---------|
| 11AX20MIMO | 5320 | See test Graph | PASS |
| 11AX160MIMO | 5250 | See test Graph | PASS |

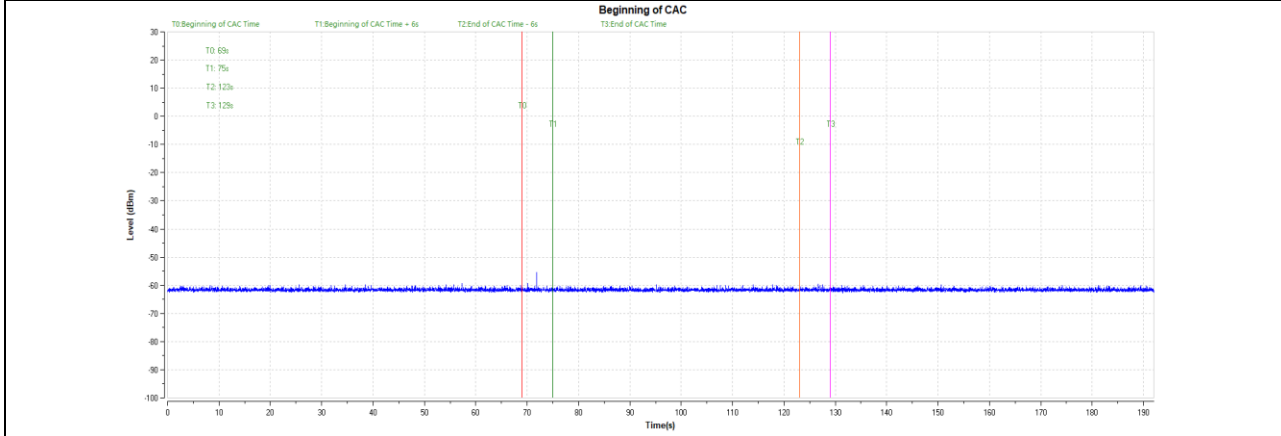
| Test Mode | Frequency[MHz] | Result | Verdict |
|-------------|----------------|----------------|---------|
| 11AX20MIMO | 5320 | See test Graph | PASS |
| 11AX160MIMO | 5250 | See test Graph | PASS |

7.2.2. Test Graphs

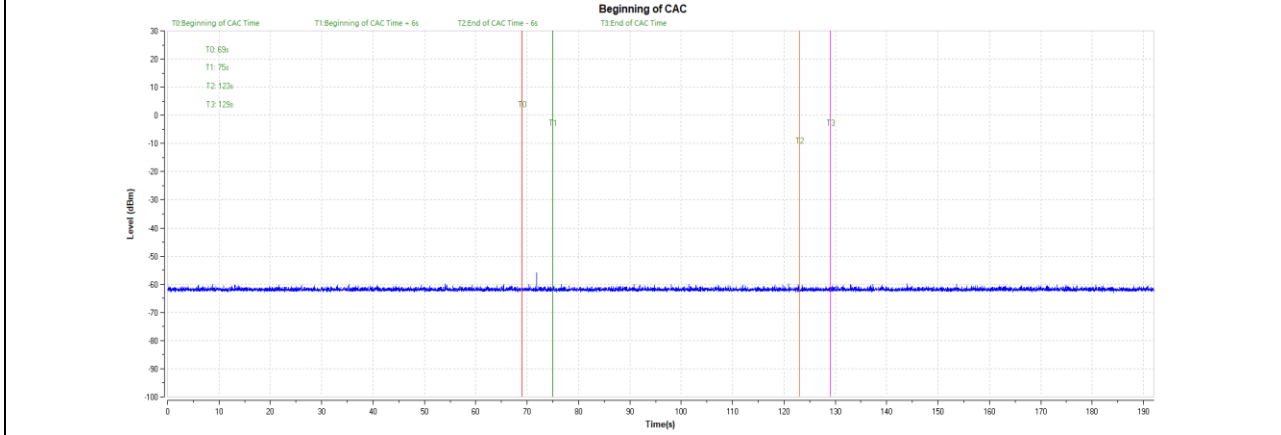




Beginning of Channel Availability Check Time



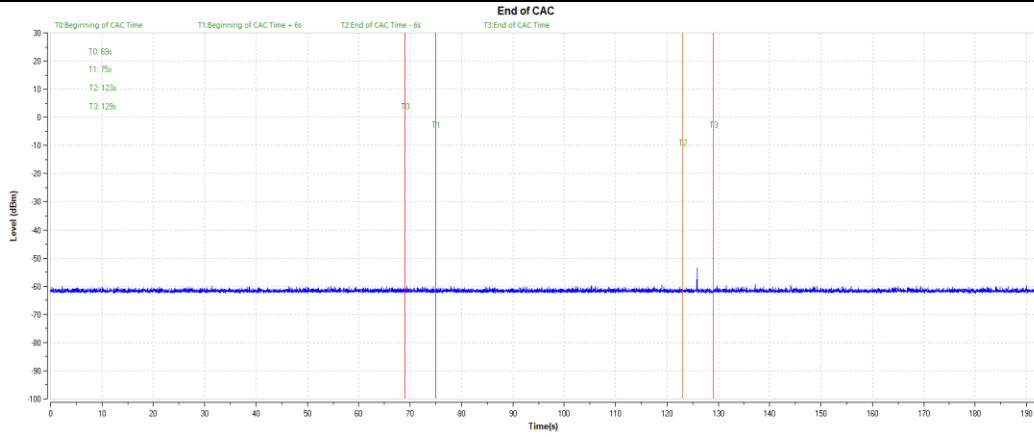
11AX20MIMO_5320



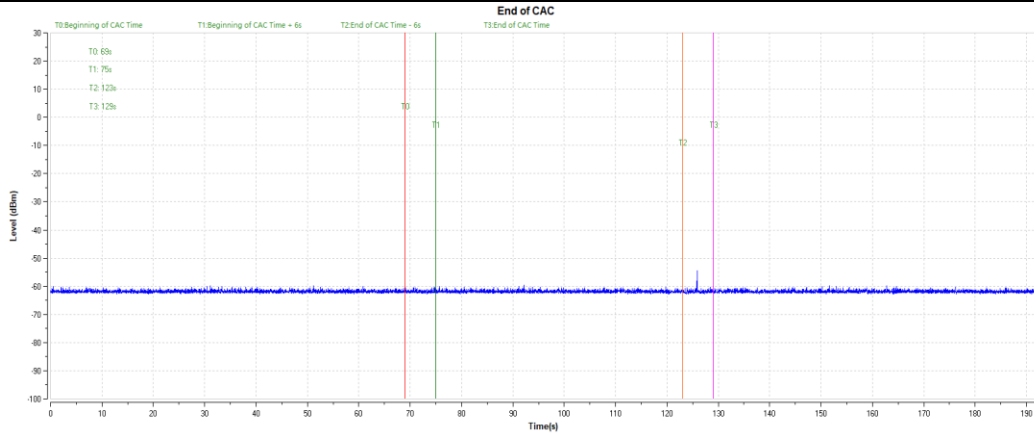
11AX160MIMO_5250



End of Channel Availability Check Time



11AX20MIMO_5320



11AX160MIMO_5250

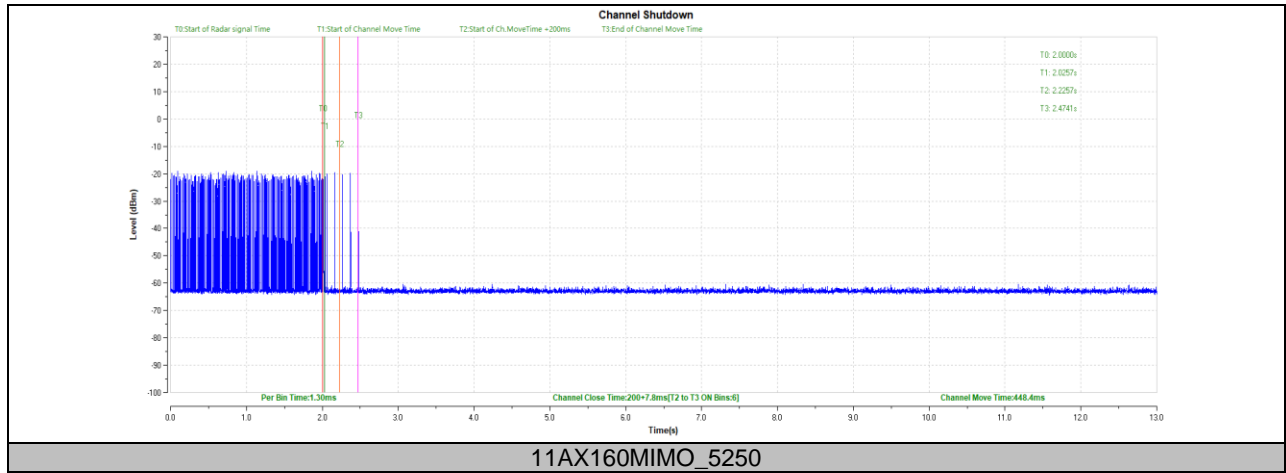


7.3. Appendix D: Channel Move Time and Channel Closing Transmission Time

7.3.1. Test Result

| Test Mode | Frequency[MHz] | CCT[ms] | Limit[ms] | CMT[ms] | Limit[ms] | Verdict |
|-------------|----------------|---------|-----------|---------|-----------|---------|
| 11AX160MIMO | 5250 | 200+7.8 | 200+60 | 448.4 | 10000 | PASS |

7.3.2. Test Graphs





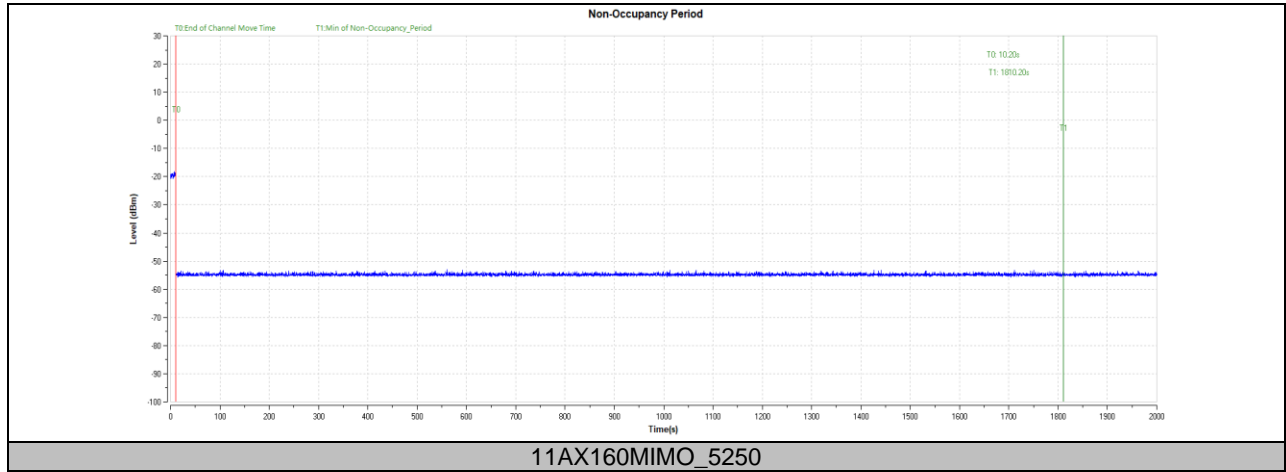
7.4. Appendix E: Non-Occupancy Period

Test Result

| Test Mode | Channel | Result | Limit[s] | Verdict |
|-------------|---------|----------------|----------|---------|
| 11AX160MIMO | 5250 | see test graph | ≥1800 | PASS |



7.4.1. Test Graphs



7.5. Appendix E: U-NII Detection Bandwidth

7.5.1. Test Result

| Test Mode | Channel | Radar Type No. | Measured Detection Bandwidth (MHz) | 99% Transmission power Bandwidth (MHz) | Result |
|-------------|---------|----------------|------------------------------------|--|--------|
| 11ax20MIMO | 5320 | 0 | 22.000000 | 19.301000 | PASS |
| 11ax40MIMO | 5310 | 0 | 42.000000 | 38.601000 | PASS |
| 11ax80MIMO | 5290 | 0 | 82.000000 | 78.482000 | PASS |
| 11ax160MIMO | 5250 | 0 | 162.000000 | 158.561000 | PASS |

Detection Bandwidth Detailed Results

| 11ax20MIMO_5320 MHz | | | | | |
|-----------------------|-----------------|-------------------------|---------------|---------------------------|----------------------------|
| Check Frequency (MHz) | Detection count | Percentage of Detection | Minimum Limit | Single Measurement Result | Single Measurement Comment |
| 5305.000000 | 0 of 10 | 0 % | 90% | FAIL | |
| 5308.000000 | 1 of 10 | 10 % | 90% | FAIL | |
| 5309.000000 | 10 of 10 | 100 % | 90% | PASS | Lower Limit |
| 5310.000000 | 10 of 10 | 100 % | 90% | PASS | |
| 5315.000000 | 10 of 10 | 100 % | 90% | PASS | |
| 5320.000000 | 10 of 10 | 100 % | 90% | PASS | |
| 5325.000000 | 10 of 10 | 100 % | 90% | PASS | |
| 5330.000000 | 10 of 10 | 100 % | 90% | PASS | |
| 5331.000000 | 10 of 10 | 100 % | 90% | PASS | Upper Limit |
| 5332.000000 | 0 of 10 | 0 % | 90% | FAIL | |
| 5335.000000 | 0 of 10 | 0 % | 90% | FAIL | |

| 11ax40MIMO_5310 MHz | | | | | |
|-----------------------|-----------------|-------------------------|---------------|---------------------------|----------------------------|
| Check Frequency (MHz) | Detection count | Percentage of Detection | Minimum Limit | Single Measurement Result | Single Measurement Comment |
| 5285.000000 | 0 of 10 | 0 % | 90% | FAIL | |
| 5288.000000 | 0 of 10 | 0 % | 90% | FAIL | |
| 5289.000000 | 9 of 10 | 90 % | 90% | PASS | Lower Limit |
| 5290.000000 | 10 of 10 | 100 % | 90% | PASS | |
| 5295.000000 | 10 of 10 | 100 % | 90% | PASS | |
| 5300.000000 | 10 of 10 | 100 % | 90% | PASS | |
| 5305.000000 | 10 of 10 | 100 % | 90% | PASS | |
| 5310.000000 | 10 of 10 | 100 % | 90% | PASS | |
| 5315.000000 | 10 of 10 | 100 % | 90% | PASS | |
| 5320.000000 | 10 of 10 | 100 % | 90% | PASS | |
| 5325.000000 | 10 of 10 | 100 % | 90% | PASS | |
| 5330.000000 | 10 of 10 | 100 % | 90% | PASS | |
| 5331.000000 | 10 of 10 | 100 % | 90% | PASS | Upper Limit |
| 5332.000000 | 2 of 10 | 20 % | 90% | FAIL | |
| 5335.000000 | 0 of 10 | 0 % | 90% | FAIL | |



| 11ax80MIMO_5290 MHz | | | | | |
|-----------------------|-----------------|-------------------------|---------------|---------------------------|----------------------------|
| Check Frequency (MHz) | Detection count | Percentage of Detection | Minimum Limit | Single Measurement Result | Single Measurement Comment |
| 5245.000000 | 0 of 10 | 0 % | 90% | FAIL | |
| 5248.000000 | 0 of 10 | 0 % | 90% | FAIL | |
| 5249.000000 | 10 of 10 | 100 % | 90% | PASS | Lower Limit |
| 5250.000000 | 10 of 10 | 100 % | 90% | PASS | |
| 5255.000000 | 10 of 10 | 100 % | 90% | PASS | |
| 5260.000000 | 10 of 10 | 100 % | 90% | PASS | |
| 5265.000000 | 10 of 10 | 100 % | 90% | PASS | |
| 5270.000000 | 10 of 10 | 100 % | 90% | PASS | |
| 5275.000000 | 10 of 10 | 100 % | 90% | PASS | |
| 5280.000000 | 10 of 10 | 100 % | 90% | PASS | |
| 5285.000000 | 10 of 10 | 100 % | 90% | PASS | |
| 5290.000000 | 10 of 10 | 100 % | 90% | PASS | |
| 5295.000000 | 10 of 10 | 100 % | 90% | PASS | |
| 5300.000000 | 10 of 10 | 100 % | 90% | PASS | |
| 5305.000000 | 10 of 10 | 100 % | 90% | PASS | |
| 5310.000000 | 10 of 10 | 100 % | 90% | PASS | |
| 5315.000000 | 10 of 10 | 100 % | 90% | PASS | |
| 5320.000000 | 10 of 10 | 100 % | 90% | PASS | |
| 5325.000000 | 10 of 10 | 100 % | 90% | PASS | |
| 5330.000000 | 10 of 10 | 100 % | 90% | PASS | |
| 5331.000000 | 9 of 10 | 90 % | 90% | PASS | Upper Limit |
| 5332.000000 | 0 of 10 | 0 % | 90% | FAIL | |
| 5335.000000 | 0 of 10 | 0 % | 90% | FAIL | |



| 11ax160MIMO_5250 MHz | | | | | |
|-----------------------|-----------------|-------------------------|---------------|---------------------------|----------------------------|
| Check Frequency (MHz) | Detection count | Percentage of Detection | Minimum Limit | Single Measurement Result | Single Measurement Comment |
| 5245.000000 | 0 of 10 | 0 % | 90% | FAIL | |
| 5249.000000 | 0 of 10 | 0 % | 90% | FAIL | |
| 5250.000000 | 10 of 10 | 100 % | 90% | PASS | Lower Limit |
| 5255.000000 | 10 of 10 | 100 % | 90% | PASS | |
| 5260.000000 | 10 of 10 | 100 % | 90% | PASS | |
| 5265.000000 | 10 of 10 | 100 % | 90% | PASS | |
| 5270.000000 | 10 of 10 | 100 % | 90% | PASS | |
| 5275.000000 | 10 of 10 | 100 % | 90% | PASS | |
| 5280.000000 | 10 of 10 | 100 % | 90% | PASS | |
| 5285.000000 | 10 of 10 | 100 % | 90% | PASS | |
| 5290.000000 | 10 of 10 | 100 % | 90% | PASS | |
| 5295.000000 | 10 of 10 | 100 % | 90% | PASS | |
| 5300.000000 | 10 of 10 | 100 % | 90% | PASS | |
| 5305.000000 | 10 of 10 | 100 % | 90% | PASS | |
| 5310.000000 | 10 of 10 | 100 % | 90% | PASS | |
| 5315.000000 | 10 of 10 | 100 % | 90% | PASS | |
| 5320.000000 | 10 of 10 | 100 % | 90% | PASS | |
| 5325.000000 | 10 of 10 | 100 % | 90% | PASS | |
| 5330.000000 | 10 of 10 | 100 % | 90% | PASS | |
| 5331.000000 | 10 of 10 | 100 % | 90% | PASS | Upper Limit |
| 5332.000000 | 8 of 10 | 80 % | 90% | FAIL | |
| 5335.000000 | 0 of 10 | 0 % | 90% | FAIL | |



7.6. Appendix F: Statistical Performance check

7.6.1. Test Result for 802.11ax 20MHz mode

Measurement Summary

| DUT Frequency (MHz) | Radar Type No. | Detection count | Percentage of Detection Px | Detection Limit | Overall Result | Overall Comment |
|---------------------|----------------|-----------------|----------------------------|-----------------|----------------|-----------------|
| 5320.000000 | 1 | 30 of 30 | 100.00% | 60.0 % | PASS | |
| 5320.000000 | 2 | 30 of 30 | 100.00% | 60.0 % | PASS | |
| 5320.000000 | 3 | 30 of 30 | 100.00% | 60.0 % | PASS | |
| 5320.000000 | 4 | 29 of 30 | 96.67% | 60.0 % | PASS | |
| 5320.000000 | 5 | 27 of 30 | 90.00% | 80.0 % | PASS | |
| 5320.000000 | 6 | 30 of 30 | 100.00% | 70.0 % | PASS | |

Aggregate Results for Short Pulse Radar Type 1-4

| Aggregate Calculation as follows | Aggregate Percentage | Aggregate Limit | Aggregate Result | Aggregate Comment |
|----------------------------------|----------------------|-----------------|------------------|-------------------|
| $(P1 + P2 + P3 + P4) / 4$ | 99.17% | 80.0 % | PASS | |



Detailed Results for Radar Type 1

| Trial Number | Random Trial used | Pulse Width (μs) | PRI (μs) | No. of Pulses | Pulses Detected | Comment |
|--------------|-------------------|------------------|----------|---------------|-----------------|---------|
| 1 | 25 | 1.000 | 620.000 | 86 | YES | |
| 2 | 32 | 1.000 | 1303.000 | 41 | YES | |
| 3 | 39 | 1.000 | 1986.000 | 27 | YES | |
| 4 | 26 | 1.000 | 717.000 | 74 | YES | |
| 5 | 47 | 1.000 | 2767.000 | 20 | YES | |
| 6 | 37 | 1.000 | 1791.000 | 30 | YES | |
| 7 | 24 | 1.000 | 522.000 | 102 | YES | |
| 8 | 22 | 1.000 | 938.000 | 57 | YES | |
| 9 | 45 | 1.000 | 2572.000 | 21 | YES | |
| 10 | 19 | 1.000 | 878.000 | 61 | YES | |
| 11 | 30 | 1.000 | 1108.000 | 48 | YES | |
| 12 | 3 | 1.000 | 558.000 | 95 | YES | |
| 13 | 43 | 1.000 | 2376.000 | 23 | YES | |
| 14 | 33 | 1.000 | 1400.000 | 38 | YES | |
| 15 | 42 | 1.000 | 2279.000 | 24 | YES | |
| 16 | 7 | 1.000 | 638.000 | 83 | YES | |
| 17 | 11 | 1.000 | 718.000 | 74 | YES | |
| 18 | 1 | 1.000 | 518.000 | 102 | YES | |
| 19 | 49 | 1.000 | 2962.000 | 18 | YES | |
| 20 | 15 | 1.000 | 798.000 | 67 | YES | |
| 21 | 16 | 1.000 | 818.000 | 65 | YES | |
| 22 | 4 | 1.000 | 578.000 | 92 | YES | |
| 23 | 12 | 1.000 | 738.000 | 72 | YES | |
| 24 | 6 | 1.000 | 618.000 | 86 | YES | |
| 25 | 35 | 1.000 | 1596.000 | 34 | YES | |
| 26 | 23 | 1.000 | 3066.000 | 18 | YES | |
| 27 | 9 | 1.000 | 678.000 | 78 | YES | |
| 28 | 28 | 1.000 | 912.000 | 58 | YES | |
| 29 | 2 | 1.000 | 538.000 | 99 | YES | |
| 30 | 18 | 1.000 | 858.000 | 62 | YES | |



Detailed Results for Radar Type 2

| Trial Number | Random Trial used | Pulse Width (μs) | PRI (μs) | No. of Pulses | Pulses Detected | Comment |
|--------------|-------------------|------------------|----------|---------------|-----------------|---------|
| 1 | 23 | 3.800 | 187.000 | 28 | YES | |
| 2 | 40 | 3.600 | 230.000 | 27 | YES | |
| 3 | 8 | 2.600 | 175.000 | 26 | YES | |
| 4 | 19 | 2.000 | 200.000 | 25 | YES | |
| 5 | 35 | 1.200 | 206.000 | 24 | YES | |
| 6 | 42 | 2.500 | 215.000 | 28 | YES | |
| 7 | 29 | 4.100 | 189.000 | 26 | YES | |
| 8 | 49 | 1.800 | 159.000 | 25 | YES | |
| 9 | 3 | 5.000 | 192.000 | 23 | YES | |
| 10 | 37 | 3.400 | 191.000 | 24 | YES | |
| 11 | 12 | 3.100 | 182.000 | 28 | YES | |
| 12 | 9 | 3.900 | 212.000 | 27 | YES | |
| 13 | 32 | 3.700 | 222.000 | 26 | YES | |
| 14 | 17 | 4.500 | 213.000 | 23 | YES | |
| 15 | 13 | 2.200 | 193.000 | 24 | YES | |
| 16 | 30 | 4.200 | 173.000 | 25 | YES | |
| 17 | 11 | 1.700 | 224.000 | 23 | YES | |
| 18 | 34 | 2.200 | 197.000 | 28 | YES | |
| 19 | 4 | 4.700 | 200.000 | 23 | YES | |
| 20 | 20 | 1.200 | 185.000 | 25 | YES | |
| 21 | 6 | 3.700 | 161.000 | 26 | YES | |
| 22 | 41 | 1.300 | 219.000 | 25 | YES | |
| 23 | 39 | 4.900 | 163.000 | 23 | YES | |
| 24 | 50 | 4.100 | 158.000 | 25 | YES | |
| 25 | 24 | 4.400 | 188.000 | 27 | YES | |
| 26 | 27 | 2.700 | 199.000 | 29 | YES | |
| 27 | 18 | 2.000 | 153.000 | 24 | YES | |
| 28 | 21 | 3.600 | 193.000 | 28 | YES | |
| 29 | 16 | 3.600 | 194.000 | 26 | YES | |
| 30 | 46 | 3.000 | 191.000 | 28 | YES | |



Detailed Results for Radar Type 3

| Trial Number | Random Trial used | Pulse Width (μs) | PRI (μs) | No. of Pulses | Pulses Detected | Comment |
|--------------|-------------------|------------------|----------|---------------|-----------------|---------|
| 1 | 30 | 8.400 | 309.000 | 17 | YES | |
| 2 | 25 | 9.600 | 458.000 | 17 | YES | |
| 3 | 37 | 7.500 | 217.000 | 17 | YES | |
| 4 | 15 | 8.100 | 436.000 | 17 | YES | |
| 5 | 27 | 6.600 | 301.000 | 17 | YES | |
| 6 | 29 | 9.900 | 446.000 | 17 | YES | |
| 7 | 8 | 7.000 | 358.000 | 17 | YES | |
| 8 | 28 | 9.800 | 316.000 | 17 | YES | |
| 9 | 14 | 6.600 | 455.000 | 16 | YES | |
| 10 | 12 | 8.000 | 463.000 | 17 | YES | |
| 11 | 20 | 8.200 | 272.000 | 18 | YES | |
| 12 | 33 | 9.000 | 430.000 | 18 | YES | |
| 13 | 11 | 9.000 | 500.000 | 16 | YES | |
| 14 | 18 | 6.200 | 263.000 | 18 | YES | |
| 15 | 1 | 8.000 | 494.000 | 18 | YES | |
| 16 | 6 | 7.500 | 429.000 | 17 | YES | |
| 17 | 3 | 9.500 | 297.000 | 16 | YES | |
| 18 | 24 | 6.000 | 378.000 | 17 | YES | |
| 19 | 19 | 9.600 | 336.000 | 18 | YES | |
| 20 | 7 | 6.500 | 466.000 | 17 | YES | |
| 21 | 22 | 6.500 | 433.000 | 17 | YES | |
| 22 | 35 | 7.300 | 200.000 | 18 | YES | |
| 23 | 4 | 8.300 | 462.000 | 17 | YES | |
| 24 | 5 | 8.200 | 464.000 | 18 | YES | |
| 25 | 17 | 8.700 | 413.000 | 17 | YES | |
| 26 | 21 | 8.100 | 204.000 | 17 | YES | |
| 27 | 9 | 6.300 | 454.000 | 17 | YES | |
| 28 | 48 | 9.000 | 448.000 | 18 | YES | |
| 29 | 45 | 6.700 | 426.000 | 17 | YES | |
| 30 | 10 | 9.800 | 206.000 | 17 | YES | |



Detailed Results for Radar Type 4

| Trial Number | Random Trial used | Pulse Width (μs) | PRI (μs) | No. of Pulses | Pulses Detected | Comment |
|--------------|-------------------|------------------|----------|---------------|-----------------|---------|
| 1 | 3 | 13.600 | 398.000 | 15 | YES | |
| 2 | 32 | 12.600 | 293.000 | 15 | YES | |
| 3 | 33 | 19.500 | 384.000 | 13 | YES | |
| 4 | 7 | 18.600 | 236.000 | 12 | YES | |
| 5 | 23 | 18.300 | 265.000 | 14 | YES | |
| 6 | 17 | 17.100 | 308.000 | 15 | YES | |
| 7 | 18 | 15.600 | 420.000 | 15 | YES | |
| 8 | 42 | 18.500 | 208.000 | 14 | YES | |
| 9 | 28 | 13.000 | 309.000 | 14 | YES | |
| 10 | 19 | 15.700 | 403.000 | 16 | YES | |
| 11 | 41 | 13.300 | 439.000 | 14 | YES | |
| 12 | 9 | 13.300 | 254.000 | 14 | YES | |
| 13 | 38 | 15.500 | 451.000 | 15 | YES | |
| 14 | 24 | 18.100 | 397.000 | 14 | YES | |
| 15 | 11 | 14.900 | 223.000 | 12 | YES | |
| 16 | 25 | 16.600 | 282.000 | 16 | YES | |
| 17 | 16 | 19.900 | 366.000 | 14 | YES | |
| 18 | 1 | 15.900 | 410.000 | 13 | YES | |
| 19 | 50 | 14.400 | 286.000 | 12 | YES | |
| 20 | 49 | 11.100 | 396.000 | 13 | YES | |
| 21 | 35 | 12.600 | 268.000 | 13 | YES | |
| 22 | 15 | 14.700 | 324.000 | 13 | YES | |
| 23 | 5 | 14.100 | 478.000 | 15 | YES | |
| 24 | 43 | 15.800 | 410.000 | 15 | YES | |
| 25 | 34 | 17.300 | 366.000 | 14 | YES | |
| 26 | 48 | 14.500 | 433.000 | 12 | YES | |
| 27 | 2 | 19.900 | 428.000 | 12 | YES | |
| 28 | 26 | 18.900 | 299.000 | 16 | No | |
| 29 | 21 | 11.700 | 483.000 | 16 | YES | |
| 30 | 36 | 12.500 | 413.000 | 14 | YES | |



Detailed Results for Radar Type 5

| Trial Number | Random Trial used | Pulses Detected | Comment |
|--------------|-------------------|-----------------|--|
| 1 | 48 | YES | For detailed burst data see separate table Type5_Trial1 |
| 2 | 46 | No | For detailed burst data see separate table Type5_Trial2 |
| 3 | 21 | YES | For detailed burst data see separate table Type5_Trial3 |
| 4 | 33 | YES | For detailed burst data see separate table Type5_Trial4 |
| 5 | 13 | YES | For detailed burst data see separate table Type5_Trial5 |
| 6 | 30 | No | For detailed burst data see separate table Type5_Trial6 |
| 7 | 42 | YES | For detailed burst data see separate table Type5_Trial7 |
| 8 | 35 | YES | For detailed burst data see separate table Type5_Trial8 |
| 9 | 5 | YES | For detailed burst data see separate table Type5_Trial9 |
| 10 | 22 | YES | For detailed burst data see separate table Type5_Trial10 |
| 11 | 36 | YES | For detailed burst data see separate table Type5_Trial11 |
| 12 | 29 | YES | For detailed burst data see separate table Type5_Trial12 |
| 13 | 39 | YES | For detailed burst data see separate table Type5_Trial13 |
| 14 | 49 | YES | For detailed burst data see separate table Type5_Trial14 |
| 15 | 25 | YES | For detailed burst data see separate table Type5_Trial15 |
| 16 | 17 | YES | For detailed burst data see separate table Type5_Trial16 |
| 17 | 10 | YES | For detailed burst data see separate table Type5_Trial17 |
| 18 | 28 | YES | For detailed burst data see separate table Type5_Trial18 |
| 19 | 27 | YES | For detailed burst data see separate table Type5_Trial19 |
| 20 | 43 | YES | For detailed burst data see separate table Type5_Trial20 |
| 21 | 15 | YES | For detailed burst data see separate table Type5_Trial21 |
| 22 | 24 | YES | For detailed burst data see separate table Type5_Trial22 |
| 23 | 8 | YES | For detailed burst data see separate table Type5_Trial23 |
| 24 | 38 | YES | For detailed burst data see separate table Type5_Trial24 |
| 25 | 4 | YES | For detailed burst data see separate table Type5_Trial25 |
| 26 | 37 | YES | For detailed burst data see separate table Type5_Trial26 |
| 27 | 44 | YES | For detailed burst data see separate table Type5_Trial27 |
| 28 | 1 | YES | For detailed burst data see separate table Type5_Trial28 |
| 29 | 34 | No | For detailed burst data see separate table Type5_Trial29 |
| 30 | 23 | YES | For detailed burst data see separate table Type5_Trial30 |

**Detailed Results for Radar Type 5_Trial 1**

| Burst | No. of Pulses | Pulse Width (μs) | Chirp Width (MHz) | Pulse 1-to-2 Spacing (μs) | Pulse 2-to-3 Spacing (μs) | Starting Location Within Interval (μs) |
|-------|---------------|------------------|-------------------|---------------------------|---------------------------|--|
| 1 | 2 | 97.900 | 7.000000 | 1124.000 | --- | 368.000 |
| 2 | 2 | 94.200 | 7.000000 | 1097.000 | --- | 363.000 |
| 3 | 2 | 95.600 | 7.000000 | 1706.000 | --- | 338.000 |
| 4 | 3 | 60.700 | 7.000000 | 1726.000 | 1788.000 | 628.000 |
| 5 | 2 | 79.600 | 7.000000 | 921.000 | --- | 352.000 |
| 6 | 2 | 55.700 | 7.000000 | 1463.000 | --- | 71.000 |
| 7 | 2 | 92.300 | 7.000000 | 1486.000 | --- | 208.000 |
| 8 | 3 | 59.600 | 7.000000 | 1550.000 | 1830.000 | 605.000 |
| 9 | 2 | 95.900 | 7.000000 | 1529.000 | --- | 727.000 |
| 10 | 2 | 87.500 | 7.000000 | 1521.000 | --- | 637.000 |
| 11 | 3 | 81.100 | 7.000000 | 961.000 | 1815.000 | 593.000 |
| 12 | 3 | 93.000 | 7.000000 | 1246.000 | 1717.000 | 400.000 |
| 13 | 3 | 62.500 | 7.000000 | 1219.000 | 1563.000 | 742.000 |
| 14 | 1 | 70.400 | 7.000000 | --- | --- | 627.000 |
| 15 | 2 | 63.400 | 7.000000 | 1345.000 | --- | 439.000 |
| 16 | 1 | 78.000 | 7.000000 | --- | --- | 663.000 |

**Detailed Results for Radar Type 5_Trial 2**

| Burst | No. of Pulses | Pulse Width (μs) | Chirp Width (MHz) | Pulse 1-to-2 Spacing (μs) | Pulse 2-to-3 Spacing (μs) | Starting Location Within Interval (μs) |
|-------|---------------|------------------|-------------------|---------------------------|---------------------------|--|
| 1 | 3 | 52.300 | 11.000000 | 1799.000 | 1297.000 | 737.000 |
| 2 | 3 | 53.600 | 11.000000 | 1397.000 | 1860.000 | 189.000 |
| 3 | 1 | 59.200 | 11.000000 | --- | --- | 495.000 |
| 4 | 3 | 54.300 | 11.000000 | 1885.000 | 1319.000 | 152.000 |
| 5 | 1 | 75.600 | 11.000000 | --- | --- | 76.000 |
| 6 | 1 | 52.900 | 11.000000 | --- | --- | 190.000 |
| 7 | 1 | 97.700 | 11.000000 | --- | --- | 195.000 |
| 8 | 2 | 50.200 | 11.000000 | 1276.000 | --- | 604.000 |
| 9 | 3 | 95.000 | 11.000000 | 1526.000 | 1582.000 | 267.000 |
| 10 | 3 | 77.500 | 11.000000 | 1494.000 | 1729.000 | 842.000 |
| 11 | 1 | 66.900 | 11.000000 | --- | --- | 144.000 |
| 12 | 2 | 96.100 | 11.000000 | 1441.000 | --- | 435.000 |
| 13 | 3 | 62.500 | 11.000000 | 1037.000 | 1474.000 | 262.000 |
| 14 | 2 | 53.100 | 11.000000 | 1278.000 | --- | 525.000 |

**Detailed Results for Radar Type 5_Trial 3**

| Burst | No. of Pulses | Pulse Width (μs) | Chirp Width (MHz) | Pulse 1-to-2 Spacing (μs) | Pulse 2-to-3 Spacing (μs) | Starting Location Within Interval (μs) |
|-------|---------------|------------------|-------------------|---------------------------|---------------------------|--|
| 1 | 3 | 66.400 | 15.000000 | 1599.000 | 1875.000 | 190.000 |
| 2 | 1 | 73.600 | 15.000000 | --- | --- | 165.000 |
| 3 | 2 | 55.200 | 15.000000 | 1726.000 | --- | 332.000 |
| 4 | 2 | 62.700 | 15.000000 | 1752.000 | --- | 117.000 |
| 5 | 3 | 50.600 | 15.000000 | 1523.000 | 1052.000 | 572.000 |
| 6 | 2 | 57.800 | 15.000000 | 944.000 | --- | 746.000 |
| 7 | 3 | 98.000 | 15.000000 | 1343.000 | 1215.000 | 147.000 |
| 8 | 2 | 82.800 | 15.000000 | 1182.000 | --- | 30.000 |
| 9 | 2 | 62.900 | 15.000000 | 1549.000 | --- | 395.000 |
| 10 | 2 | 50.700 | 15.000000 | 1196.000 | --- | 333.000 |
| 11 | 3 | 69.200 | 15.000000 | 1106.000 | 1036.000 | 388.000 |
| 12 | 3 | 60.900 | 15.000000 | 1175.000 | 1183.000 | 612.000 |
| 13 | 2 | 78.500 | 15.000000 | 1908.000 | --- | 125.000 |
| 14 | 2 | 67.800 | 15.000000 | 1667.000 | --- | 502.000 |
| 15 | 2 | 58.000 | 15.000000 | 1869.000 | --- | 224.000 |

**Detailed Results for Radar Type 5_Trial 4**

| Burst | No. of Pulses | Pulse Width (μs) | Chirp Width (MHz) | Pulse 1-to-2 Spacing (μs) | Pulse 2-to-3 Spacing (μs) | Starting Location Within Interval (μs) |
|-------|---------------|------------------|-------------------|---------------------------|---------------------------|--|
| 1 | 2 | 59.500 | 11.000000 | 1738.000 | --- | 660.000 |
| 2 | 1 | 57.000 | 11.000000 | --- | --- | 796.000 |
| 3 | 2 | 54.400 | 11.000000 | 1891.000 | --- | 779.000 |
| 4 | 2 | 97.500 | 11.000000 | 1566.000 | --- | 298.000 |
| 5 | 3 | 52.000 | 11.000000 | 1941.000 | 1472.000 | 201.000 |
| 6 | 1 | 62.500 | 11.000000 | --- | --- | 211.000 |
| 7 | 2 | 79.100 | 11.000000 | 1016.000 | --- | 30.000 |
| 8 | 2 | 98.600 | 11.000000 | 927.000 | --- | 485.000 |
| 9 | 2 | 52.900 | 11.000000 | 1814.000 | --- | 328.000 |
| 10 | 2 | 64.600 | 11.000000 | 1644.000 | --- | 339.000 |
| 11 | 3 | 75.300 | 11.000000 | 1710.000 | 1296.000 | 500.000 |
| 12 | 1 | 74.200 | 11.000000 | --- | --- | 451.000 |
| 13 | 1 | 58.400 | 11.000000 | --- | --- | 160.000 |
| 14 | 1 | 97.500 | 11.000000 | --- | --- | 573.000 |

**Detailed Results for Radar Type 5_Trial 5**

| Burst | No. of Pulses | Pulse Width (μs) | Chirp Width (MHz) | Pulse 1-to-2 Spacing (μs) | Pulse 2-to-3 Spacing (μs) | Starting Location Within Interval (μs) |
|-------|---------------|------------------|-------------------|---------------------------|---------------------------|--|
| 1 | 1 | 51.100 | 19.000000 | --- | --- | 551.000 |
| 2 | 2 | 85.100 | 19.000000 | 1734.000 | --- | 404.000 |
| 3 | 3 | 52.100 | 19.000000 | 1720.000 | 1874.000 | 512.000 |
| 4 | 1 | 74.000 | 19.000000 | --- | --- | 40.000 |
| 5 | 2 | 52.100 | 19.000000 | 1849.000 | --- | 96.000 |
| 6 | 2 | 76.700 | 19.000000 | 1657.000 | --- | 349.000 |
| 7 | 1 | 55.400 | 19.000000 | --- | --- | 91.000 |
| 8 | 3 | 81.200 | 19.000000 | 1796.000 | 1552.000 | 89.000 |
| 9 | 2 | 60.900 | 19.000000 | 1713.000 | --- | 57.000 |
| 10 | 2 | 57.100 | 19.000000 | 1611.000 | --- | 530.000 |
| 11 | 2 | 50.100 | 19.000000 | 1364.000 | --- | 248.000 |
| 12 | 1 | 89.400 | 19.000000 | --- | --- | 296.000 |
| 13 | 3 | 64.500 | 19.000000 | 1437.000 | 1500.000 | 469.000 |
| 14 | 2 | 72.500 | 19.000000 | 1415.000 | --- | 437.000 |
| 15 | 3 | 72.200 | 19.000000 | 1705.000 | 1577.000 | 554.000 |
| 16 | 2 | 87.800 | 19.000000 | 1175.000 | --- | 48.000 |
| 17 | 2 | 91.300 | 19.000000 | 1613.000 | --- | 537.000 |
| 18 | 2 | 65.400 | 19.000000 | 1307.000 | --- | 194.000 |
| 19 | 1 | 56.300 | 19.000000 | --- | --- | 276.000 |
| 20 | 2 | 68.900 | 19.000000 | 1611.000 | --- | 430.000 |

**Detailed Results for Radar Type 5_Trial 6**

| Burst | No. of Pulses | Pulse Width (µs) | Chirp Width (MHz) | Pulse 1-to-2 Spacing (µs) | Pulse 2-to-3 Spacing (µs) | Starting Location Within Interval (µs) |
|-------|---------------|------------------|-------------------|---------------------------|---------------------------|--|
| 1 | 2 | 77.900 | 16.000000 | 1250.000 | --- | 478.000 |
| 2 | 2 | 69.500 | 16.000000 | 1007.000 | --- | 962.000 |
| 3 | 2 | 74.500 | 16.000000 | 1631.000 | --- | 657.000 |
| 4 | 1 | 93.900 | 16.000000 | --- | --- | 564.000 |
| 5 | 2 | 55.400 | 16.000000 | 949.000 | --- | 59.000 |
| 6 | 3 | 50.400 | 16.000000 | 1162.000 | 1396.000 | 565.000 |
| 7 | 1 | 68.600 | 16.000000 | --- | --- | 732.000 |
| 8 | 3 | 88.700 | 16.000000 | 1750.000 | 1835.000 | 872.000 |
| 9 | 2 | 54.900 | 16.000000 | 1869.000 | --- | 32.000 |
| 10 | 3 | 51.000 | 16.000000 | 970.000 | 1344.000 | 750.000 |
| 11 | 3 | 86.500 | 16.000000 | 1599.000 | 1682.000 | 364.000 |

**Detailed Results for Radar Type 5_Trial 7**

| Burst | No. of Pulses | Pulse Width (μ s) | Chirp Width (MHz) | Pulse 1-to-2 Spacing (μ s) | Pulse 2-to-3 Spacing (μ s) | Starting Location Within Interval (μ s) |
|-------|---------------|------------------------|-------------------|---------------------------------|---------------------------------|--|
| 1 | 3 | 68.400 | 12.000000 | 1658.000 | 1189.000 | 811.000 |
| 2 | 3 | 79.800 | 12.000000 | 1645.000 | 1732.000 | 1059.000 |
| 3 | 1 | 86.100 | 12.000000 | --- | --- | 970.000 |
| 4 | 1 | 83.200 | 12.000000 | --- | --- | 765.000 |
| 5 | 1 | 97.500 | 12.000000 | --- | --- | 1117.000 |
| 6 | 2 | 51.300 | 12.000000 | 1708.000 | --- | 559.000 |
| 7 | 3 | 77.900 | 12.000000 | 1276.000 | 1521.000 | 253.000 |
| 8 | 3 | 80.800 | 12.000000 | 1804.000 | 959.000 | 563.000 |
| 9 | 2 | 82.100 | 12.000000 | 1443.000 | --- | 169.000 |
| 10 | 3 | 65.000 | 12.000000 | 1848.000 | 1035.000 | 156.000 |

**Detailed Results for Radar Type 5_Trial 8**

| Burst | No. of Pulses | Pulse Width (μs) | Chirp Width (MHz) | Pulse 1-to-2 Spacing (μs) | Pulse 2-to-3 Spacing (μs) | Starting Location Within Interval (μs) |
|-------|---------------|------------------|-------------------|---------------------------|---------------------------|--|
| 1 | 2 | 52.100 | 18.000000 | 1215.000 | --- | 17.000 |
| 2 | 3 | 99.800 | 18.000000 | 1736.000 | 1673.000 | 148.000 |
| 3 | 2 | 53.200 | 18.000000 | 1233.000 | --- | 12.000 |
| 4 | 1 | 87.200 | 18.000000 | --- | --- | 540.000 |
| 5 | 2 | 75.200 | 18.000000 | 975.000 | --- | 618.000 |
| 6 | 3 | 63.600 | 18.000000 | 1614.000 | 1448.000 | 732.000 |
| 7 | 2 | 61.200 | 18.000000 | 1118.000 | --- | 137.000 |
| 8 | 2 | 86.400 | 18.000000 | 1014.000 | --- | 331.000 |
| 9 | 2 | 79.400 | 18.000000 | 1910.000 | --- | 737.000 |
| 10 | 2 | 84.300 | 18.000000 | 1126.000 | --- | 48.000 |
| 11 | 2 | 81.500 | 18.000000 | 1345.000 | --- | 288.000 |
| 12 | 3 | 81.300 | 18.000000 | 1810.000 | 952.000 | 529.000 |
| 13 | 2 | 94.900 | 18.000000 | 1306.000 | --- | 612.000 |
| 14 | 3 | 69.600 | 18.000000 | 1632.000 | 1730.000 | 692.000 |
| 15 | 3 | 73.300 | 18.000000 | 1015.000 | 1552.000 | 317.000 |
| 16 | 3 | 93.100 | 18.000000 | 1179.000 | 1533.000 | 7.000 |

**Detailed Results for Radar Type 5_Trial 9**

| Burst | No. of Pulses | Pulse Width (μs) | Chirp Width (MHz) | Pulse 1-to-2 Spacing (μs) | Pulse 2-to-3 Spacing (μs) | Starting Location Within Interval (μs) |
|-------|---------------|------------------|-------------------|---------------------------|---------------------------|--|
| 1 | 2 | 58.200 | 10.000000 | 1320.000 | --- | 122.000 |
| 2 | 2 | 66.300 | 10.000000 | 1849.000 | --- | 244.000 |
| 3 | 3 | 62.100 | 10.000000 | 1589.000 | 1390.000 | 229.000 |
| 4 | 2 | 74.300 | 10.000000 | 1184.000 | --- | 976.000 |
| 5 | 1 | 58.600 | 10.000000 | --- | --- | 730.000 |
| 6 | 3 | 82.600 | 10.000000 | 1633.000 | 1513.000 | 669.000 |
| 7 | 1 | 73.100 | 10.000000 | --- | --- | 735.000 |
| 8 | 1 | 90.900 | 10.000000 | --- | --- | 645.000 |
| 9 | 3 | 66.300 | 10.000000 | 1563.000 | 1348.000 | 380.000 |
| 10 | 2 | 54.800 | 10.000000 | 1384.000 | --- | 556.000 |
| 11 | 3 | 65.600 | 10.000000 | 1218.000 | 937.000 | 801.000 |
| 12 | 3 | 74.500 | 10.000000 | 958.000 | 1010.000 | 493.000 |

**Detailed Results for Radar Type 5_Trial 10**

| Burst | No. of Pulses | Pulse Width (μs) | Chirp Width (MHz) | Pulse 1-to-2 Spacing (μs) | Pulse 2-to-3 Spacing (μs) | Starting Location Within Interval (μs) |
|-------|---------------|------------------|-------------------|---------------------------|---------------------------|--|
| 1 | 1 | 66.600 | 20.000000 | --- | --- | 330.000 |
| 2 | 1 | 74.500 | 20.000000 | --- | --- | 248.000 |
| 3 | 2 | 68.200 | 20.000000 | 1149.000 | --- | 80.000 |
| 4 | 2 | 70.100 | 20.000000 | 1849.000 | --- | 536.000 |
| 5 | 3 | 65.800 | 20.000000 | 1316.000 | 1180.000 | 623.000 |
| 6 | 3 | 82.100 | 20.000000 | 1690.000 | 1661.000 | 503.000 |
| 7 | 2 | 95.900 | 20.000000 | 1840.000 | --- | 687.000 |
| 8 | 1 | 51.100 | 20.000000 | --- | --- | 107.000 |
| 9 | 2 | 99.600 | 20.000000 | 1035.000 | --- | 389.000 |
| 10 | 1 | 59.600 | 20.000000 | --- | --- | 424.000 |
| 11 | 3 | 96.000 | 20.000000 | 1733.000 | 1820.000 | 427.000 |
| 12 | 3 | 64.400 | 20.000000 | 1553.000 | 1679.000 | 204.000 |
| 13 | 2 | 82.800 | 20.000000 | 1451.000 | --- | 69.000 |
| 14 | 2 | 86.800 | 20.000000 | 1508.000 | --- | 573.000 |
| 15 | 2 | 76.300 | 20.000000 | 1738.000 | --- | 361.000 |
| 16 | 2 | 83.800 | 20.000000 | 1152.000 | --- | 683.000 |

**Detailed Results for Radar Type 5_Trial 11**

| Burst | No. of Pulses | Pulse Width (µs) | Chirp Width (MHz) | Pulse 1-to-2 Spacing (µs) | Pulse 2-to-3 Spacing (µs) | Starting Location Within Interval (µs) |
|-------|---------------|------------------|-------------------|---------------------------|---------------------------|--|
| 1 | 2 | 74.800 | 8.000000 | 1894.000 | --- | 41.000 |
| 2 | 2 | 95.100 | 8.000000 | 1815.000 | --- | 443.000 |
| 3 | 1 | 95.500 | 8.000000 | --- | --- | 663.000 |
| 4 | 2 | 87.500 | 8.000000 | 1259.000 | --- | 156.000 |
| 5 | 3 | 86.300 | 8.000000 | 947.000 | 1761.000 | 185.000 |
| 6 | 1 | 90.900 | 8.000000 | --- | --- | 246.000 |
| 7 | 2 | 51.800 | 8.000000 | 1879.000 | --- | 166.000 |
| 8 | 1 | 92.100 | 8.000000 | --- | --- | 203.000 |
| 9 | 3 | 83.800 | 8.000000 | 1477.000 | 1851.000 | 570.000 |
| 10 | 1 | 51.500 | 8.000000 | --- | --- | 48.000 |
| 11 | 1 | 60.400 | 8.000000 | --- | --- | 1.000 |
| 12 | 3 | 95.800 | 8.000000 | 934.000 | 1424.000 | 382.000 |
| 13 | 2 | 79.200 | 8.000000 | 1808.000 | --- | 537.000 |
| 14 | 3 | 79.500 | 8.000000 | 1300.000 | 1192.000 | 323.000 |
| 15 | 1 | 83.200 | 8.000000 | --- | --- | 343.000 |
| 16 | 2 | 98.800 | 8.000000 | 1791.000 | --- | 560.000 |
| 17 | 2 | 50.800 | 8.000000 | 1866.000 | --- | 659.000 |

**Detailed Results for Radar Type 5_Trial 12**

| Burst | No. of Pulses | Pulse Width (μs) | Chirp Width (MHz) | Pulse 1-to-2 Spacing (μs) | Pulse 2-to-3 Spacing (μs) | Starting Location Within Interval (μs) |
|-------|---------------|------------------|-------------------|---------------------------|---------------------------|--|
| 1 | 2 | 77.400 | 20.000000 | 1666.000 | --- | 613.000 |
| 2 | 3 | 99.600 | 20.000000 | 1128.000 | 1195.000 | 1083.000 |
| 3 | 3 | 95.100 | 20.000000 | 1506.000 | 1563.000 | 362.000 |
| 4 | 1 | 84.300 | 20.000000 | --- | --- | 319.000 |
| 5 | 3 | 88.900 | 20.000000 | 1568.000 | 1152.000 | 604.000 |
| 6 | 2 | 69.200 | 20.000000 | 995.000 | --- | 451.000 |
| 7 | 2 | 81.400 | 20.000000 | 1689.000 | --- | 791.000 |
| 8 | 2 | 88.500 | 20.000000 | 1286.000 | --- | 359.000 |
| 9 | 3 | 70.600 | 20.000000 | 1189.000 | 1825.000 | 241.000 |
| 10 | 3 | 56.000 | 20.000000 | 1217.000 | 1783.000 | 317.000 |

**Detailed Results for Radar Type 5_Trial 13**

| Burst | No. of Pulses | Pulse Width (μs) | Chirp Width (MHz) | Pulse 1-to-2 Spacing (μs) | Pulse 2-to-3 Spacing (μs) | Starting Location Within Interval (μs) |
|-------|---------------|------------------|-------------------|---------------------------|---------------------------|--|
| 1 | 1 | 70.600 | 15.000000 | --- | --- | 302.000 |
| 2 | 1 | 74.700 | 15.000000 | --- | --- | 299.000 |
| 3 | 1 | 63.600 | 15.000000 | --- | --- | 82.000 |
| 4 | 2 | 52.100 | 15.000000 | 1812.000 | --- | 536.000 |
| 5 | 1 | 97.500 | 15.000000 | --- | --- | 395.000 |
| 6 | 2 | 96.300 | 15.000000 | 1335.000 | --- | 250.000 |
| 7 | 3 | 70.800 | 15.000000 | 1052.000 | 1243.000 | 462.000 |
| 8 | 3 | 59.600 | 15.000000 | 1059.000 | 1550.000 | 477.000 |
| 9 | 3 | 99.200 | 15.000000 | 1633.000 | 1572.000 | 254.000 |
| 10 | 1 | 53.300 | 15.000000 | --- | --- | 33.000 |
| 11 | 3 | 98.600 | 15.000000 | 1526.000 | 1428.000 | 564.000 |
| 12 | 3 | 89.300 | 15.000000 | 1017.000 | 1662.000 | 221.000 |
| 13 | 1 | 62.700 | 15.000000 | --- | --- | 248.000 |
| 14 | 2 | 70.400 | 15.000000 | 1855.000 | --- | 232.000 |
| 15 | 3 | 61.400 | 15.000000 | 1444.000 | 1073.000 | 470.000 |
| 16 | 1 | 76.000 | 15.000000 | --- | --- | 441.000 |
| 17 | 2 | 90.800 | 15.000000 | 1164.000 | --- | 195.000 |
| 18 | 3 | 65.200 | 15.000000 | 1246.000 | 1582.000 | 246.000 |
| 19 | 3 | 74.700 | 15.000000 | 928.000 | 1671.000 | 194.000 |
| 20 | 2 | 75.100 | 15.000000 | 989.000 | --- | 83.000 |

**Detailed Results for Radar Type 5_Trial 14**

| Burst | No. of Pulses | Pulse Width (μs) | Chirp Width (MHz) | Pulse 1-to-2 Spacing (μs) | Pulse 2-to-3 Spacing (μs) | Starting Location Within Interval (μs) |
|-------|---------------|------------------|-------------------|---------------------------|---------------------------|--|
| 1 | 2 | 69.400 | 19.000000 | 1872.000 | --- | 221.000 |
| 2 | 2 | 59.100 | 19.000000 | 1839.000 | --- | 120.000 |
| 3 | 3 | 76.800 | 19.000000 | 1911.000 | 981.000 | 550.000 |
| 4 | 2 | 70.500 | 19.000000 | 1328.000 | --- | 331.000 |
| 5 | 1 | 63.100 | 19.000000 | --- | --- | 681.000 |
| 6 | 3 | 59.900 | 19.000000 | 1048.000 | 1055.000 | 264.000 |
| 7 | 2 | 50.000 | 19.000000 | 1246.000 | --- | 301.000 |
| 8 | 2 | 53.200 | 19.000000 | 993.000 | --- | 222.000 |
| 9 | 1 | 80.500 | 19.000000 | --- | --- | 496.000 |
| 10 | 2 | 86.900 | 19.000000 | 1135.000 | --- | 371.000 |
| 11 | 3 | 99.000 | 19.000000 | 1818.000 | 935.000 | 639.000 |
| 12 | 3 | 85.200 | 19.000000 | 1495.000 | 1079.000 | 633.000 |
| 13 | 3 | 68.700 | 19.000000 | 1289.000 | 1482.000 | 99.000 |
| 14 | 2 | 85.700 | 19.000000 | 1340.000 | --- | 358.000 |
| 15 | 2 | 82.900 | 19.000000 | 1395.000 | --- | 502.000 |
| 16 | 2 | 53.400 | 19.000000 | 1111.000 | --- | 74.000 |
| 17 | 2 | 97.400 | 19.000000 | 1764.000 | --- | 476.000 |

**Detailed Results for Radar Type 5_Trial 15**

| Burst | No. of Pulses | Pulse Width (μs) | Chirp Width (MHz) | Pulse 1-to-2 Spacing (μs) | Pulse 2-to-3 Spacing (μs) | Starting Location Within Interval (μs) |
|-------|---------------|------------------|-------------------|---------------------------|---------------------------|--|
| 1 | 2 | 97.100 | 19.000000 | 1539.000 | --- | 378.000 |
| 2 | 2 | 62.500 | 19.000000 | 1931.000 | --- | 586.000 |
| 3 | 3 | 85.200 | 19.000000 | 1860.000 | 942.000 | 473.000 |
| 4 | 2 | 57.800 | 19.000000 | 1401.000 | --- | 394.000 |
| 5 | 1 | 72.100 | 19.000000 | --- | --- | 254.000 |
| 6 | 1 | 92.700 | 19.000000 | --- | --- | 242.000 |
| 7 | 2 | 56.200 | 19.000000 | 1405.000 | --- | 411.000 |
| 8 | 3 | 54.300 | 19.000000 | 1382.000 | 1712.000 | 591.000 |
| 9 | 3 | 88.200 | 19.000000 | 1026.000 | 1680.000 | 17.000 |
| 10 | 3 | 68.200 | 19.000000 | 1051.000 | 1804.000 | 269.000 |
| 11 | 2 | 91.600 | 19.000000 | 1080.000 | --- | 315.000 |
| 12 | 2 | 94.700 | 19.000000 | 1056.000 | --- | 501.000 |
| 13 | 2 | 60.900 | 19.000000 | 1566.000 | --- | 227.000 |
| 14 | 2 | 57.700 | 19.000000 | 1345.000 | --- | 332.000 |
| 15 | 2 | 80.500 | 19.000000 | 1002.000 | --- | 131.000 |
| 16 | 1 | 78.700 | 19.000000 | --- | --- | 51.000 |
| 17 | 2 | 95.800 | 19.000000 | 1851.000 | --- | 346.000 |
| 18 | 3 | 74.500 | 19.000000 | 1430.000 | 1097.000 | 108.000 |
| 19 | 3 | 65.700 | 19.000000 | 1155.000 | 1430.000 | 508.000 |

**Detailed Results for Radar Type 5_Trial 16**

| Burst | No. of Pulses | Pulse Width (μs) | Chirp Width (MHz) | Pulse 1-to-2 Spacing (μs) | Pulse 2-to-3 Spacing (μs) | Starting Location Within Interval (μs) |
|-------|---------------|------------------|-------------------|---------------------------|---------------------------|--|
| 1 | 1 | 93.100 | 11.000000 | --- | --- | 422.000 |
| 2 | 3 | 61.300 | 11.000000 | 1194.000 | 1086.000 | 738.000 |
| 3 | 3 | 57.000 | 11.000000 | 1918.000 | 1102.000 | 523.000 |
| 4 | 3 | 91.800 | 11.000000 | 1588.000 | 1798.000 | 874.000 |
| 5 | 3 | 88.600 | 11.000000 | 1491.000 | 1061.000 | 748.000 |
| 6 | 3 | 62.400 | 11.000000 | 1019.000 | 1144.000 | 525.000 |
| 7 | 3 | 88.000 | 11.000000 | 1259.000 | 1713.000 | 641.000 |
| 8 | 2 | 77.700 | 11.000000 | 1025.000 | --- | 383.000 |
| 9 | 1 | 51.800 | 11.000000 | --- | --- | 554.000 |
| 10 | 1 | 55.900 | 11.000000 | --- | --- | 939.000 |
| 11 | 3 | 63.700 | 11.000000 | 1503.000 | 1789.000 | 182.000 |

**Detailed Results for Radar Type 5_Trial 17**

| Burst | No. of Pulses | Pulse Width (μs) | Chirp Width (MHz) | Pulse 1-to-2 Spacing (μs) | Pulse 2-to-3 Spacing (μs) | Starting Location Within Interval (μs) |
|-------|---------------|------------------|-------------------|---------------------------|---------------------------|--|
| 1 | 3 | 64.900 | 8.000000 | 1505.000 | 942.000 | 403.000 |
| 2 | 2 | 74.300 | 8.000000 | 1789.000 | --- | 177.000 |
| 3 | 3 | 70.800 | 8.000000 | 1084.000 | 1077.000 | 477.000 |
| 4 | 2 | 89.800 | 8.000000 | 1727.000 | --- | 39.000 |
| 5 | 2 | 93.800 | 8.000000 | 1220.000 | --- | 581.000 |
| 6 | 3 | 71.300 | 8.000000 | 1699.000 | 1079.000 | 519.000 |
| 7 | 2 | 73.200 | 8.000000 | 1306.000 | --- | 9.000 |
| 8 | 2 | 78.200 | 8.000000 | 1010.000 | --- | 72.000 |
| 9 | 3 | 65.600 | 8.000000 | 1443.000 | 1201.000 | 152.000 |
| 10 | 2 | 80.300 | 8.000000 | 1521.000 | --- | 187.000 |
| 11 | 1 | 53.000 | 8.000000 | --- | --- | 669.000 |
| 12 | 2 | 97.600 | 8.000000 | 1808.000 | --- | 558.000 |
| 13 | 2 | 69.000 | 8.000000 | 1583.000 | --- | 502.000 |
| 14 | 3 | 98.300 | 8.000000 | 1282.000 | 1548.000 | 356.000 |
| 15 | 3 | 58.000 | 8.000000 | 1058.000 | 1448.000 | 179.000 |
| 16 | 2 | 53.300 | 8.000000 | 993.000 | --- | 253.000 |
| 17 | 2 | 78.600 | 8.000000 | 1265.000 | --- | 413.000 |

**Detailed Results for Radar Type 5_Trial 18**

| Burst | No. of Pulses | Pulse Width (μs) | Chirp Width (MHz) | Pulse 1-to-2 Spacing (μs) | Pulse 2-to-3 Spacing (μs) | Starting Location Within Interval (μs) |
|-------|---------------|------------------|-------------------|---------------------------|---------------------------|--|
| 1 | 2 | 97.500 | 12.000000 | 1544.000 | --- | 99.000 |
| 2 | 2 | 65.600 | 12.000000 | 1375.000 | --- | 550.000 |
| 3 | 1 | 68.300 | 12.000000 | --- | --- | 550.000 |
| 4 | 3 | 50.300 | 12.000000 | 1878.000 | 1651.000 | 1131.000 |
| 5 | 3 | 51.700 | 12.000000 | 975.000 | 1518.000 | 102.000 |
| 6 | 3 | 57.200 | 12.000000 | 1700.000 | 1447.000 | 1041.000 |
| 7 | 2 | 98.400 | 12.000000 | 1637.000 | --- | 130.000 |
| 8 | 3 | 58.900 | 12.000000 | 1602.000 | 1161.000 | 38.000 |
| 9 | 2 | 60.100 | 12.000000 | 984.000 | --- | 333.000 |

**Detailed Results for Radar Type 5_Trial 19**

| Burst | No. of Pulses | Pulse Width (μs) | Chirp Width (MHz) | Pulse 1-to-2 Spacing (μs) | Pulse 2-to-3 Spacing (μs) | Starting Location Within Interval (μs) |
|-------|---------------|------------------|-------------------|---------------------------|---------------------------|--|
| 1 | 2 | 55.900 | 14.000000 | 1883.000 | --- | 1025.000 |
| 2 | 2 | 64.100 | 14.000000 | 1710.000 | --- | 849.000 |
| 3 | 2 | 77.200 | 14.000000 | 1650.000 | --- | 136.000 |
| 4 | 2 | 96.600 | 14.000000 | 1520.000 | --- | 468.000 |
| 5 | 2 | 98.000 | 14.000000 | 923.000 | --- | 376.000 |
| 6 | 2 | 66.700 | 14.000000 | 1462.000 | --- | 705.000 |
| 7 | 3 | 66.400 | 14.000000 | 1003.000 | 1192.000 | 1416.000 |
| 8 | 2 | 57.000 | 14.000000 | 1038.000 | --- | 240.000 |

**Detailed Results for Radar Type 5_Trial 20**

| Burst | No. of Pulses | Pulse Width (μs) | Chirp Width (MHz) | Pulse 1-to-2 Spacing (μs) | Pulse 2-to-3 Spacing (μs) | Starting Location Within Interval (μs) |
|-------|---------------|------------------|-------------------|---------------------------|---------------------------|--|
| 1 | 3 | 92.800 | 10.000000 | 1307.000 | 1195.000 | 177.000 |
| 2 | 2 | 69.200 | 10.000000 | 1264.000 | --- | 1014.000 |
| 3 | 2 | 63.000 | 10.000000 | 1830.000 | --- | 875.000 |
| 4 | 1 | 58.400 | 10.000000 | --- | --- | 470.000 |
| 5 | 2 | 74.900 | 10.000000 | 1531.000 | --- | 184.000 |
| 6 | 2 | 76.000 | 10.000000 | 1488.000 | --- | 679.000 |
| 7 | 2 | 50.500 | 10.000000 | 1360.000 | --- | 296.000 |
| 8 | 1 | 82.500 | 10.000000 | --- | --- | 645.000 |
| 9 | 3 | 58.800 | 10.000000 | 1168.000 | 1620.000 | 345.000 |
| 10 | 2 | 70.900 | 10.000000 | 1468.000 | --- | 205.000 |
| 11 | 1 | 72.700 | 10.000000 | --- | --- | 702.000 |

**Detailed Results for Radar Type 5_Trial 21**

| Burst | No. of Pulses | Pulse Width (μs) | Chirp Width (MHz) | Pulse 1-to-2 Spacing (μs) | Pulse 2-to-3 Spacing (μs) | Starting Location Within Interval (μs) |
|-------|---------------|------------------|-------------------|---------------------------|---------------------------|--|
| 1 | 2 | 50.800 | 18.000000 | 1595.000 | --- | 21.000 |
| 2 | 2 | 52.000 | 18.000000 | 1563.000 | --- | 729.000 |
| 3 | 2 | 58.800 | 18.000000 | 1384.000 | --- | 15.000 |
| 4 | 2 | 79.700 | 18.000000 | 979.000 | --- | 261.000 |
| 5 | 1 | 69.500 | 18.000000 | --- | --- | 533.000 |
| 6 | 2 | 98.900 | 18.000000 | 1015.000 | --- | 493.000 |
| 7 | 2 | 82.800 | 18.000000 | 1634.000 | --- | 218.000 |
| 8 | 1 | 70.100 | 18.000000 | --- | --- | 1102.000 |
| 9 | 2 | 89.200 | 18.000000 | 1357.000 | --- | 524.000 |

**Detailed Results for Radar Type 5_Trial 22**

| Burst | No. of Pulses | Pulse Width (µs) | Chirp Width (MHz) | Pulse 1-to-2 Spacing (µs) | Pulse 2-to-3 Spacing (µs) | Starting Location Within Interval (µs) |
|-------|---------------|------------------|-------------------|---------------------------|---------------------------|--|
| 1 | 2 | 78.300 | 8.000000 | 1113.000 | --- | 442.000 |
| 2 | 3 | 73.800 | 8.000000 | 1354.000 | 1837.000 | 373.000 |
| 3 | 3 | 76.100 | 8.000000 | 1355.000 | 1639.000 | 48.000 |
| 4 | 3 | 87.300 | 8.000000 | 1498.000 | 1822.000 | 357.000 |
| 5 | 1 | 50.900 | 8.000000 | --- | --- | 161.000 |
| 6 | 2 | 69.700 | 8.000000 | 1619.000 | --- | 132.000 |
| 7 | 3 | 76.000 | 8.000000 | 1288.000 | 1532.000 | 644.000 |
| 8 | 2 | 60.600 | 8.000000 | 1300.000 | --- | 48.000 |
| 9 | 1 | 98.100 | 8.000000 | --- | --- | 403.000 |
| 10 | 2 | 52.200 | 8.000000 | 1422.000 | --- | 506.000 |
| 11 | 2 | 98.400 | 8.000000 | 1351.000 | --- | 22.000 |
| 12 | 2 | 87.700 | 8.000000 | 1180.000 | --- | 634.000 |
| 13 | 3 | 82.400 | 8.000000 | 1704.000 | 1848.000 | 28.000 |
| 14 | 3 | 68.900 | 8.000000 | 1080.000 | 1341.000 | 12.000 |
| 15 | 2 | 71.600 | 8.000000 | 1681.000 | --- | 577.000 |
| 16 | 3 | 93.100 | 8.000000 | 1758.000 | 1536.000 | 609.000 |
| 17 | 2 | 52.100 | 8.000000 | 1941.000 | --- | 612.000 |
| 18 | 2 | 89.200 | 8.000000 | 966.000 | --- | 60.000 |

**Detailed Results for Radar Type 5_Trial 23**

| Burst | No. of Pulses | Pulse Width (μs) | Chirp Width (MHz) | Pulse 1-to-2 Spacing (μs) | Pulse 2-to-3 Spacing (μs) | Starting Location Within Interval (μs) |
|-------|---------------|------------------|-------------------|---------------------------|---------------------------|--|
| 1 | 3 | 93.000 | 5.000000 | 1554.000 | 1785.000 | 287.000 |
| 2 | 1 | 83.900 | 5.000000 | --- | --- | 719.000 |
| 3 | 1 | 58.600 | 5.000000 | --- | --- | 22.000 |
| 4 | 2 | 51.600 | 5.000000 | 1301.000 | --- | 508.000 |
| 5 | 2 | 86.000 | 5.000000 | 971.000 | --- | 394.000 |
| 6 | 2 | 52.400 | 5.000000 | 1014.000 | --- | 126.000 |
| 7 | 2 | 81.600 | 5.000000 | 1650.000 | --- | 756.000 |
| 8 | 2 | 73.500 | 5.000000 | 1428.000 | --- | 653.000 |
| 9 | 1 | 58.900 | 5.000000 | --- | --- | 761.000 |
| 10 | 1 | 93.500 | 5.000000 | --- | --- | 118.000 |
| 11 | 2 | 90.600 | 5.000000 | 1774.000 | --- | 108.000 |
| 12 | 2 | 58.400 | 5.000000 | 1448.000 | --- | 740.000 |
| 13 | 2 | 89.100 | 5.000000 | 1406.000 | --- | 689.000 |
| 14 | 2 | 73.900 | 5.000000 | 1071.000 | --- | 160.000 |
| 15 | 1 | 61.700 | 5.000000 | --- | --- | 172.000 |

**Detailed Results for Radar Type 5_Trial 24**

| Burst | No. of Pulses | Pulse Width (μs) | Chirp Width (MHz) | Pulse 1-to-2 Spacing (μs) | Pulse 2-to-3 Spacing (μs) | Starting Location Within Interval (μs) |
|-------|---------------|------------------|-------------------|---------------------------|---------------------------|--|
| 1 | 2 | 79.600 | 17.000000 | 1029.000 | --- | 270.000 |
| 2 | 1 | 90.200 | 17.000000 | --- | --- | 580.000 |
| 3 | 3 | 66.100 | 17.000000 | 1312.000 | 1766.000 | 86.000 |
| 4 | 1 | 95.200 | 17.000000 | --- | --- | 92.000 |
| 5 | 2 | 76.300 | 17.000000 | 1238.000 | --- | 368.000 |
| 6 | 2 | 75.800 | 17.000000 | 1106.000 | --- | 165.000 |
| 7 | 3 | 50.700 | 17.000000 | 1312.000 | 1580.000 | 377.000 |
| 8 | 3 | 56.300 | 17.000000 | 1837.000 | 1154.000 | 323.000 |
| 9 | 3 | 56.100 | 17.000000 | 1061.000 | 1394.000 | 400.000 |
| 10 | 3 | 81.200 | 17.000000 | 1582.000 | 1379.000 | 405.000 |
| 11 | 2 | 89.700 | 17.000000 | 1845.000 | --- | 506.000 |
| 12 | 1 | 97.800 | 17.000000 | --- | --- | 331.000 |
| 13 | 1 | 75.700 | 17.000000 | --- | --- | 430.000 |
| 14 | 3 | 50.200 | 17.000000 | 1237.000 | 1653.000 | 544.000 |
| 15 | 2 | 52.000 | 17.000000 | 1729.000 | --- | 339.000 |
| 16 | 2 | 69.400 | 17.000000 | 1603.000 | --- | 44.000 |
| 17 | 2 | 67.500 | 17.000000 | 1168.000 | --- | 521.000 |
| 18 | 2 | 98.100 | 17.000000 | 958.000 | --- | 384.000 |
| 19 | 3 | 63.600 | 17.000000 | 1260.000 | 1640.000 | 194.000 |

**Detailed Results for Radar Type 5_Trial 25**

| Burst | No. of Pulses | Pulse Width (μs) | Chirp Width (MHz) | Pulse 1-to-2 Spacing (μs) | Pulse 2-to-3 Spacing (μs) | Starting Location Within Interval (μs) |
|-------|---------------|------------------|-------------------|---------------------------|---------------------------|--|
| 1 | 1 | 64.600 | 15.000000 | --- | --- | 373.000 |
| 2 | 2 | 95.900 | 15.000000 | 1430.000 | --- | 66.000 |
| 3 | 2 | 54.800 | 15.000000 | 1287.000 | --- | 696.000 |
| 4 | 2 | 63.800 | 15.000000 | 1654.000 | --- | 597.000 |
| 5 | 2 | 55.100 | 15.000000 | 1400.000 | --- | 517.000 |
| 6 | 2 | 92.900 | 15.000000 | 1849.000 | --- | 259.000 |
| 7 | 3 | 56.500 | 15.000000 | 1000.000 | 1682.000 | 660.000 |
| 8 | 1 | 61.700 | 15.000000 | --- | --- | 591.000 |
| 9 | 1 | 58.100 | 15.000000 | --- | --- | 474.000 |
| 10 | 2 | 95.400 | 15.000000 | 1214.000 | --- | 1077.000 |
| 11 | 2 | 96.700 | 15.000000 | 1667.000 | --- | 917.000 |

**Detailed Results for Radar Type 5_Trial 26**

| Burst | No. of Pulses | Pulse Width (μs) | Chirp Width (MHz) | Pulse 1-to-2 Spacing (μs) | Pulse 2-to-3 Spacing (μs) | Starting Location Within Interval (μs) |
|-------|---------------|------------------|-------------------|---------------------------|---------------------------|--|
| 1 | 1 | 84.500 | 5.000000 | --- | --- | 77.000 |
| 2 | 2 | 85.100 | 5.000000 | 1049.000 | --- | 561.000 |
| 3 | 2 | 77.500 | 5.000000 | 1012.000 | --- | 322.000 |
| 4 | 2 | 95.300 | 5.000000 | 1524.000 | --- | 591.000 |
| 5 | 2 | 69.000 | 5.000000 | 1447.000 | --- | 479.000 |
| 6 | 2 | 65.200 | 5.000000 | 1574.000 | --- | 177.000 |
| 7 | 3 | 77.400 | 5.000000 | 1446.000 | 1628.000 | 4.000 |
| 8 | 2 | 58.000 | 5.000000 | 1737.000 | --- | 631.000 |
| 9 | 3 | 58.500 | 5.000000 | 1714.000 | 1626.000 | 330.000 |
| 10 | 1 | 98.600 | 5.000000 | --- | --- | 508.000 |
| 11 | 1 | 73.900 | 5.000000 | --- | --- | 27.000 |
| 12 | 1 | 67.700 | 5.000000 | --- | --- | 157.000 |
| 13 | 1 | 99.000 | 5.000000 | --- | --- | 313.000 |
| 14 | 2 | 76.800 | 5.000000 | 1232.000 | --- | 429.000 |
| 15 | 2 | 89.900 | 5.000000 | 1618.000 | --- | 574.000 |
| 16 | 3 | 88.000 | 5.000000 | 1587.000 | 1221.000 | 326.000 |
| 17 | 1 | 55.100 | 5.000000 | --- | --- | 550.000 |
| 18 | 3 | 93.900 | 5.000000 | 930.000 | 1084.000 | 275.000 |

**Detailed Results for Radar Type 5_Trial 27**

| Burst | No. of Pulses | Pulse Width (μs) | Chirp Width (MHz) | Pulse 1-to-2 Spacing (μs) | Pulse 2-to-3 Spacing (μs) | Starting Location Within Interval (μs) |
|-------|---------------|------------------|-------------------|---------------------------|---------------------------|--|
| 1 | 3 | 75.600 | 14.000000 | 1717.000 | 1819.000 | 814.000 |
| 2 | 2 | 87.500 | 14.000000 | 1850.000 | --- | 108.000 |
| 3 | 1 | 69.100 | 14.000000 | --- | --- | 310.000 |
| 4 | 2 | 55.800 | 14.000000 | 972.000 | --- | 0.000 |
| 5 | 1 | 90.600 | 14.000000 | --- | --- | 277.000 |
| 6 | 2 | 87.800 | 14.000000 | 1808.000 | --- | 20.000 |
| 7 | 1 | 74.000 | 14.000000 | --- | --- | 35.000 |
| 8 | 3 | 94.800 | 14.000000 | 1120.000 | 938.000 | 554.000 |
| 9 | 2 | 57.200 | 14.000000 | 1619.000 | --- | 141.000 |
| 10 | 1 | 56.000 | 14.000000 | --- | --- | 595.000 |
| 11 | 2 | 99.500 | 14.000000 | 1143.000 | --- | 262.000 |
| 12 | 2 | 66.500 | 14.000000 | 1675.000 | --- | 557.000 |

**Detailed Results for Radar Type 5_Trial 28**

| Burst | No. of Pulses | Pulse Width (μs) | Chirp Width (MHz) | Pulse 1-to-2 Spacing (μs) | Pulse 2-to-3 Spacing (μs) | Starting Location Within Interval (μs) |
|-------|---------------|------------------|-------------------|---------------------------|---------------------------|--|
| 1 | 3 | 97.300 | 12.000000 | 1764.000 | 1049.000 | 85.000 |
| 2 | 1 | 83.400 | 12.000000 | --- | --- | 882.000 |
| 3 | 1 | 94.700 | 12.000000 | --- | --- | 903.000 |
| 4 | 2 | 60.100 | 12.000000 | 1023.000 | --- | 878.000 |
| 5 | 2 | 54.600 | 12.000000 | 1385.000 | --- | 1271.000 |
| 6 | 3 | 88.100 | 12.000000 | 1088.000 | 1048.000 | 932.000 |
| 7 | 3 | 90.200 | 12.000000 | 1799.000 | 1142.000 | 226.000 |
| 8 | 3 | 63.400 | 12.000000 | 1149.000 | 971.000 | 1426.000 |

**Detailed Results for Radar Type 5_Trial 29**

| Burst | No. of Pulses | Pulse Width (μs) | Chirp Width (MHz) | Pulse 1-to-2 Spacing (μs) | Pulse 2-to-3 Spacing (μs) | Starting Location Within Interval (μs) |
|-------|---------------|------------------|-------------------|---------------------------|---------------------------|--|
| 1 | 2 | 68.600 | 13.000000 | 1614.000 | --- | 278.000 |
| 2 | 3 | 78.700 | 13.000000 | 1230.000 | 1429.000 | 455.000 |
| 3 | 2 | 72.000 | 13.000000 | 1581.000 | --- | 173.000 |
| 4 | 2 | 75.600 | 13.000000 | 977.000 | --- | 212.000 |
| 5 | 2 | 65.500 | 13.000000 | 1725.000 | --- | 589.000 |
| 6 | 2 | 55.000 | 13.000000 | 1600.000 | --- | 3.000 |
| 7 | 1 | 57.000 | 13.000000 | --- | --- | 642.000 |
| 8 | 2 | 70.100 | 13.000000 | 1454.000 | --- | 556.000 |
| 9 | 2 | 52.700 | 13.000000 | 1212.000 | --- | 448.000 |
| 10 | 3 | 61.200 | 13.000000 | 1845.000 | 1035.000 | 543.000 |
| 11 | 2 | 98.000 | 13.000000 | 1740.000 | --- | 298.000 |
| 12 | 2 | 56.300 | 13.000000 | 1488.000 | --- | 3.000 |
| 13 | 3 | 74.200 | 13.000000 | 1454.000 | 1697.000 | 589.000 |
| 14 | 1 | 91.600 | 13.000000 | --- | --- | 282.000 |
| 15 | 3 | 70.600 | 13.000000 | 1578.000 | 1218.000 | 414.000 |

**Detailed Results for Radar Type 5_Trial 30**

| Burst | No. of Pulses | Pulse Width (μs) | Chirp Width (MHz) | Pulse 1-to-2 Spacing (μs) | Pulse 2-to-3 Spacing (μs) | Starting Location Within Interval (μs) |
|-------|---------------|------------------|-------------------|---------------------------|---------------------------|--|
| 1 | 2 | 51.000 | 9.000000 | 1731.000 | --- | 259.000 |
| 2 | 2 | 69.300 | 9.000000 | 1762.000 | --- | 617.000 |
| 3 | 1 | 94.600 | 9.000000 | --- | --- | 379.000 |
| 4 | 2 | 65.100 | 9.000000 | 1536.000 | --- | 103.000 |
| 5 | 3 | 51.100 | 9.000000 | 1546.000 | 1400.000 | 650.000 |
| 6 | 2 | 86.100 | 9.000000 | 1619.000 | --- | 221.000 |
| 7 | 1 | 80.000 | 9.000000 | --- | --- | 44.000 |
| 8 | 1 | 60.800 | 9.000000 | --- | --- | 384.000 |
| 9 | 3 | 56.200 | 9.000000 | 1627.000 | 1397.000 | 126.000 |
| 10 | 1 | 99.700 | 9.000000 | --- | --- | 20.000 |
| 11 | 1 | 84.000 | 9.000000 | --- | --- | 411.000 |
| 12 | 3 | 83.100 | 9.000000 | 1223.000 | 1586.000 | 232.000 |
| 13 | 1 | 50.900 | 9.000000 | --- | --- | 179.000 |
| 14 | 1 | 53.200 | 9.000000 | --- | --- | 48.000 |
| 15 | 2 | 71.800 | 9.000000 | 1079.000 | --- | 692.000 |
| 16 | 2 | 66.300 | 9.000000 | 1893.000 | --- | 503.000 |
| 17 | 2 | 51.200 | 9.000000 | 1362.000 | --- | 455.000 |



Detailed Results for Radar Type 6

| Trial Number | Pulse Width (μs) | PRI (μs) | No. of Pulses | Pulses Detected | Comment |
|--------------|------------------|----------|---------------|-----------------|---------|
| 1 | 1.000 | 300.000 | 9 | YES | |
| 2 | 1.000 | 300.000 | 9 | YES | |
| 3 | 1.000 | 300.000 | 9 | YES | |
| 4 | 1.000 | 300.000 | 9 | YES | |
| 5 | 1.000 | 300.000 | 9 | YES | |
| 6 | 1.000 | 300.000 | 9 | YES | |
| 7 | 1.000 | 300.000 | 9 | YES | |
| 8 | 1.000 | 300.000 | 9 | YES | |
| 9 | 1.000 | 300.000 | 9 | YES | |
| 10 | 1.000 | 300.000 | 9 | YES | |
| 11 | 1.000 | 300.000 | 9 | YES | |
| 12 | 1.000 | 300.000 | 9 | YES | |
| 13 | 1.000 | 300.000 | 9 | YES | |
| 14 | 1.000 | 300.000 | 9 | YES | |
| 15 | 1.000 | 300.000 | 9 | YES | |
| 16 | 1.000 | 300.000 | 9 | YES | |
| 17 | 1.000 | 300.000 | 9 | YES | |
| 18 | 1.000 | 300.000 | 9 | YES | |
| 19 | 1.000 | 300.000 | 9 | YES | |
| 20 | 1.000 | 300.000 | 9 | YES | |
| 21 | 1.000 | 300.000 | 9 | YES | |
| 22 | 1.000 | 300.000 | 9 | YES | |
| 23 | 1.000 | 300.000 | 9 | YES | |
| 24 | 1.000 | 300.000 | 9 | YES | |
| 25 | 1.000 | 300.000 | 9 | YES | |
| 26 | 1.000 | 300.000 | 9 | YES | |
| 27 | 1.000 | 300.000 | 9 | YES | |
| 28 | 1.000 | 300.000 | 9 | YES | |
| 29 | 1.000 | 300.000 | 9 | YES | |
| 30 | 1.000 | 300.000 | 9 | YES | |



7.6.2. Test Result for 802.11ax 40MHz mode

Measurement Summary

| DUT Frequency (MHz) | Radar Type No. | Detection count | Percentage of Detection Px | Detection Limit | Overall Result | Overall Comment |
|---------------------|----------------|-----------------|----------------------------|-----------------|----------------|-----------------|
| 5320.000000 | 1 | 29 of 30 | 96.67% | 60.0 % | PASS | |
| 5320.000000 | 2 | 30 of 30 | 100.00% | 60.0 % | PASS | |
| 5320.000000 | 3 | 29 of 30 | 96.67% | 60.0 % | PASS | |
| 5320.000000 | 4 | 30 of 30 | 100.00% | 60.0 % | PASS | |
| 5320.000000 | 5 | 29 of 30 | 96.67% | 80.0 % | PASS | |
| 5320.000000 | 6 | 30 of 30 | 100.00% | 70.0 % | PASS | |

Aggregate Results for Short Pulse Radar Type 1-4

| Aggregate Calculation as follows | Aggregate Percentage | Aggregate Limit | Aggregate Result | Aggregate Comment |
|----------------------------------|----------------------|-----------------|------------------|-------------------|
| (P1 + P2 + P3 + P4) / 4 | 98.33% | 80.0 % | PASS | |



Detailed Results for Radar Type 1

| Trial Number | Random Trial used | Pulse Width (μ s) | PRI (μ s) | No. of Pulses | Pulses Detected | Comment |
|--------------|-------------------|------------------------|----------------|---------------|-----------------|---------|
| 1 | 42 | 1.000 | 2279.000 | 24 | YES | |
| 2 | 14 | 1.000 | 778.000 | 68 | YES | |
| 3 | 21 | 1.000 | 918.000 | 58 | YES | |
| 4 | 33 | 1.000 | 1400.000 | 38 | YES | |
| 5 | 17 | 1.000 | 838.000 | 63 | YES | |
| 6 | 26 | 1.000 | 717.000 | 74 | YES | |
| 7 | 7 | 1.000 | 638.000 | 83 | YES | |
| 8 | 44 | 1.000 | 2474.000 | 22 | YES | |
| 9 | 28 | 1.000 | 912.000 | 58 | YES | |
| 10 | 29 | 1.000 | 1010.000 | 53 | No | |
| 11 | 50 | 1.000 | 3060.000 | 18 | YES | |
| 12 | 10 | 1.000 | 698.000 | 76 | YES | |
| 13 | 41 | 1.000 | 2181.000 | 25 | YES | |
| 14 | 24 | 1.000 | 522.000 | 102 | YES | |
| 15 | 40 | 1.000 | 2084.000 | 26 | YES | |
| 16 | 45 | 1.000 | 2572.000 | 21 | YES | |
| 17 | 46 | 1.000 | 2669.000 | 20 | YES | |
| 18 | 31 | 1.000 | 1205.000 | 44 | YES | |
| 19 | 18 | 1.000 | 858.000 | 62 | YES | |
| 20 | 35 | 1.000 | 1596.000 | 34 | YES | |
| 21 | 15 | 1.000 | 798.000 | 67 | YES | |
| 22 | 1 | 1.000 | 518.000 | 102 | YES | |
| 23 | 43 | 1.000 | 2376.000 | 23 | YES | |
| 24 | 5 | 1.000 | 598.000 | 89 | YES | |
| 25 | 36 | 1.000 | 1693.000 | 32 | YES | |
| 26 | 9 | 1.000 | 678.000 | 78 | YES | |
| 27 | 13 | 1.000 | 758.000 | 70 | YES | |
| 28 | 23 | 1.000 | 3066.000 | 18 | YES | |
| 29 | 8 | 1.000 | 658.000 | 81 | YES | |
| 30 | 37 | 1.000 | 1791.000 | 30 | YES | |



Detailed Results for Radar Type 2

| Trial Number | Random Trial used | Pulse Width (μ s) | PRI (μ s) | No. of Pulses | Pulses Detected | Comment |
|--------------|-------------------|------------------------|----------------|---------------|-----------------|---------|
| 1 | 25 | 4.400 | 202.000 | 24 | YES | |
| 2 | 31 | 4.000 | 154.000 | 28 | YES | |
| 3 | 33 | 2.100 | 228.000 | 28 | YES | |
| 4 | 4 | 4.700 | 200.000 | 23 | YES | |
| 5 | 17 | 4.500 | 213.000 | 23 | YES | |
| 6 | 14 | 4.800 | 175.000 | 24 | YES | |
| 7 | 23 | 3.800 | 187.000 | 28 | YES | |
| 8 | 22 | 2.400 | 209.000 | 26 | YES | |
| 9 | 26 | 3.700 | 217.000 | 28 | YES | |
| 10 | 13 | 2.200 | 193.000 | 24 | YES | |
| 11 | 5 | 3.500 | 226.000 | 26 | YES | |
| 12 | 42 | 2.500 | 215.000 | 28 | YES | |
| 13 | 34 | 2.200 | 197.000 | 28 | YES | |
| 14 | 36 | 3.200 | 200.000 | 28 | YES | |
| 15 | 48 | 4.200 | 227.000 | 24 | YES | |
| 16 | 10 | 1.200 | 175.000 | 26 | YES | |
| 17 | 20 | 1.200 | 185.000 | 25 | YES | |
| 18 | 43 | 4.100 | 153.000 | 24 | YES | |
| 19 | 11 | 1.700 | 224.000 | 23 | YES | |
| 20 | 28 | 1.700 | 216.000 | 27 | YES | |
| 21 | 21 | 3.600 | 193.000 | 28 | YES | |
| 22 | 46 | 3.000 | 191.000 | 28 | YES | |
| 23 | 49 | 1.800 | 159.000 | 25 | YES | |
| 24 | 7 | 1.400 | 185.000 | 27 | YES | |
| 25 | 39 | 4.900 | 163.000 | 23 | YES | |
| 26 | 6 | 3.700 | 161.000 | 26 | YES | |
| 27 | 12 | 3.100 | 182.000 | 28 | YES | |
| 28 | 47 | 3.400 | 213.000 | 27 | YES | |
| 29 | 19 | 2.000 | 200.000 | 25 | YES | |
| 30 | 16 | 3.600 | 194.000 | 26 | YES | |



Detailed Results for Radar Type 3

| Trial Number | Random Trial used | Pulse Width (μ s) | PRI (μ s) | No. of Pulses | Pulses Detected | Comment |
|--------------|-------------------|------------------------|----------------|---------------|-----------------|---------|
| 1 | 19 | 9.600 | 336.000 | 18 | YES | |
| 2 | 46 | 8.500 | 349.000 | 17 | YES | |
| 3 | 6 | 7.500 | 429.000 | 17 | YES | |
| 4 | 41 | 7.700 | 467.000 | 16 | YES | |
| 5 | 21 | 8.100 | 204.000 | 17 | YES | |
| 6 | 16 | 8.900 | 340.000 | 16 | YES | |
| 7 | 10 | 9.800 | 206.000 | 17 | YES | |
| 8 | 25 | 9.600 | 458.000 | 17 | YES | |
| 9 | 31 | 8.800 | 487.000 | 17 | YES | |
| 10 | 7 | 6.500 | 466.000 | 17 | YES | |
| 11 | 9 | 6.300 | 454.000 | 17 | YES | |
| 12 | 48 | 9.000 | 448.000 | 18 | YES | |
| 13 | 37 | 7.500 | 217.000 | 17 | YES | |
| 14 | 27 | 6.600 | 301.000 | 17 | YES | |
| 15 | 35 | 7.300 | 200.000 | 18 | YES | |
| 16 | 1 | 8.000 | 494.000 | 18 | No | |
| 17 | 33 | 9.000 | 430.000 | 18 | YES | |
| 18 | 11 | 9.000 | 500.000 | 16 | YES | |
| 19 | 4 | 8.300 | 462.000 | 17 | YES | |
| 20 | 30 | 8.400 | 309.000 | 17 | YES | |
| 21 | 15 | 8.100 | 436.000 | 17 | YES | |
| 22 | 39 | 7.200 | 358.000 | 18 | YES | |
| 23 | 36 | 9.800 | 494.000 | 17 | YES | |
| 24 | 22 | 6.500 | 433.000 | 17 | YES | |
| 25 | 32 | 8.700 | 356.000 | 18 | YES | |
| 26 | 47 | 9.800 | 250.000 | 17 | YES | |
| 27 | 2 | 7.500 | 211.000 | 17 | YES | |
| 28 | 17 | 8.700 | 413.000 | 17 | YES | |
| 29 | 40 | 7.400 | 271.000 | 17 | YES | |
| 30 | 38 | 6.300 | 476.000 | 17 | YES | |



Detailed Results for Radar Type 4

| Trial Number | Random Trial used | Pulse Width (μs) | PRI (μs) | No. of Pulses | Pulses Detected | Comment |
|--------------|-------------------|------------------|----------|---------------|-----------------|---------|
| 1 | 24 | 18.100 | 397.000 | 14 | YES | |
| 2 | 2 | 19.900 | 428.000 | 12 | YES | |
| 3 | 15 | 14.700 | 324.000 | 13 | YES | |
| 4 | 26 | 18.900 | 299.000 | 16 | YES | |
| 5 | 1 | 15.900 | 410.000 | 13 | YES | |
| 6 | 32 | 12.600 | 293.000 | 15 | YES | |
| 7 | 28 | 13.000 | 309.000 | 14 | YES | |
| 8 | 18 | 15.600 | 420.000 | 15 | YES | |
| 9 | 16 | 19.900 | 366.000 | 14 | YES | |
| 10 | 47 | 17.700 | 416.000 | 12 | YES | |
| 11 | 48 | 14.500 | 433.000 | 12 | YES | |
| 12 | 36 | 12.500 | 413.000 | 14 | YES | |
| 13 | 39 | 12.400 | 217.000 | 14 | YES | |
| 14 | 12 | 16.000 | 461.000 | 13 | YES | |
| 15 | 4 | 12.600 | 360.000 | 14 | YES | |
| 16 | 3 | 13.600 | 398.000 | 15 | YES | |
| 17 | 44 | 17.900 | 458.000 | 14 | YES | |
| 18 | 41 | 13.300 | 439.000 | 14 | YES | |
| 19 | 40 | 13.600 | 237.000 | 15 | YES | |
| 20 | 49 | 11.100 | 396.000 | 13 | YES | |
| 21 | 8 | 14.100 | 283.000 | 15 | YES | |
| 22 | 46 | 15.300 | 488.000 | 14 | YES | |
| 23 | 21 | 11.700 | 483.000 | 16 | YES | |
| 24 | 42 | 18.500 | 208.000 | 14 | YES | |
| 25 | 37 | 18.100 | 200.000 | 15 | YES | |
| 26 | 9 | 13.300 | 254.000 | 14 | YES | |
| 27 | 6 | 18.500 | 499.000 | 13 | YES | |
| 28 | 29 | 17.300 | 287.000 | 16 | YES | |
| 29 | 10 | 14.200 | 351.000 | 12 | YES | |
| 30 | 17 | 17.100 | 308.000 | 15 | YES | |



Detailed Results for Radar Type 5

| Trial Number | Random Trial used | Pulses Detected | Comment |
|--------------|-------------------|-----------------|--|
| 1 | 6 | YES | For detailed burst data see separate table Type5_Trial1 |
| 2 | 46 | YES | For detailed burst data see separate table Type5_Trial2 |
| 3 | 25 | YES | For detailed burst data see separate table Type5_Trial3 |
| 4 | 21 | No | For detailed burst data see separate table Type5_Trial4 |
| 5 | 33 | YES | For detailed burst data see separate table Type5_Trial5 |
| 6 | 43 | YES | For detailed burst data see separate table Type5_Trial6 |
| 7 | 40 | YES | For detailed burst data see separate table Type5_Trial7 |
| 8 | 44 | YES | For detailed burst data see separate table Type5_Trial8 |
| 9 | 18 | YES | For detailed burst data see separate table Type5_Trial9 |
| 10 | 2 | YES | For detailed burst data see separate table Type5_Trial10 |
| 11 | 17 | YES | For detailed burst data see separate table Type5_Trial11 |
| 12 | 11 | YES | For detailed burst data see separate table Type5_Trial12 |
| 13 | 30 | YES | For detailed burst data see separate table Type5_Trial13 |
| 14 | 39 | YES | For detailed burst data see separate table Type5_Trial14 |
| 15 | 36 | YES | For detailed burst data see separate table Type5_Trial15 |
| 16 | 49 | YES | For detailed burst data see separate table Type5_Trial16 |
| 17 | 47 | YES | For detailed burst data see separate table Type5_Trial17 |
| 18 | 35 | YES | For detailed burst data see separate table Type5_Trial18 |
| 19 | 13 | YES | For detailed burst data see separate table Type5_Trial19 |
| 20 | 32 | YES | For detailed burst data see separate table Type5_Trial20 |
| 21 | 9 | YES | For detailed burst data see separate table Type5_Trial21 |
| 22 | 37 | YES | For detailed burst data see separate table Type5_Trial22 |
| 23 | 41 | YES | For detailed burst data see separate table Type5_Trial23 |
| 24 | 42 | YES | For detailed burst data see separate table Type5_Trial24 |
| 25 | 23 | YES | For detailed burst data see separate table Type5_Trial25 |
| 26 | 28 | YES | For detailed burst data see separate table Type5_Trial26 |
| 27 | 27 | YES | For detailed burst data see separate table Type5_Trial27 |
| 28 | 19 | YES | For detailed burst data see separate table Type5_Trial28 |
| 29 | 38 | YES | For detailed burst data see separate table Type5_Trial29 |
| 30 | 7 | YES | For detailed burst data see separate table Type5_Trial30 |

**Detailed Results for Radar Type 5_Trial 1**

| Burst | No. of Pulses | Pulse Width (μs) | Chirp Width (MHz) | Pulse 1-to-2 Spacing (μs) | Pulse 2-to-3 Spacing (μs) | Starting Location Within Interval (μs) |
|-------|---------------|------------------|-------------------|---------------------------|---------------------------|--|
| 1 | 1 | 85.200 | 14.000000 | --- | --- | 99.000 |
| 2 | 3 | 59.000 | 14.000000 | 1887.000 | 1086.000 | 687.000 |
| 3 | 1 | 51.000 | 14.000000 | --- | --- | 381.000 |
| 4 | 2 | 84.800 | 14.000000 | 1906.000 | --- | 520.000 |
| 5 | 3 | 83.200 | 14.000000 | 1466.000 | 1170.000 | 910.000 |
| 6 | 3 | 92.300 | 14.000000 | 977.000 | 1255.000 | 1.000 |
| 7 | 2 | 59.400 | 14.000000 | 1674.000 | --- | 732.000 |
| 8 | 2 | 90.700 | 14.000000 | 1058.000 | --- | 642.000 |
| 9 | 3 | 93.100 | 14.000000 | 961.000 | 934.000 | 359.000 |
| 10 | 3 | 74.900 | 14.000000 | 1673.000 | 1639.000 | 602.000 |
| 11 | 2 | 90.800 | 14.000000 | 1227.000 | --- | 430.000 |
| 12 | 3 | 58.500 | 14.000000 | 1625.000 | 1374.000 | 10.000 |
| 13 | 1 | 57.700 | 14.000000 | --- | --- | 804.000 |



Detailed Results for Radar Type 5_Trial 2

| Burst | No. of Pulses | Pulse Width (μs) | Chirp Width (MHz) | Pulse 1-to-2 Spacing (μs) | Pulse 2-to-3 Spacing (μs) | Starting Location Within Interval (μs) |
|-------|---------------|-------------------------------|-------------------|--|--|---|
| 1 | 3 | 52.300 | 11.000000 | 1799.000 | 1297.000 | 737.000 |
| 2 | 3 | 53.600 | 11.000000 | 1397.000 | 1860.000 | 189.000 |
| 3 | 1 | 59.200 | 11.000000 | --- | --- | 495.000 |
| 4 | 3 | 54.300 | 11.000000 | 1885.000 | 1319.000 | 152.000 |
| 5 | 1 | 75.600 | 11.000000 | --- | --- | 76.000 |
| 6 | 1 | 52.900 | 11.000000 | --- | --- | 190.000 |
| 7 | 1 | 97.700 | 11.000000 | --- | --- | 195.000 |
| 8 | 2 | 50.200 | 11.000000 | 1276.000 | --- | 604.000 |
| 9 | 3 | 95.000 | 11.000000 | 1526.000 | 1582.000 | 267.000 |
| 10 | 3 | 77.500 | 11.000000 | 1494.000 | 1729.000 | 842.000 |
| 11 | 1 | 66.900 | 11.000000 | --- | --- | 144.000 |
| 12 | 2 | 96.100 | 11.000000 | 1441.000 | --- | 435.000 |
| 13 | 3 | 62.500 | 11.000000 | 1037.000 | 1474.000 | 262.000 |
| 14 | 2 | 53.100 | 11.000000 | 1278.000 | --- | 525.000 |

**Detailed Results for Radar Type 5_Trial 3**

| Burst | No. of Pulses | Pulse Width (µs) | Chirp Width (MHz) | Pulse 1-to-2 Spacing (µs) | Pulse 2-to-3 Spacing (µs) | Starting Location Within Interval (µs) |
|-------|---------------|------------------|-------------------|---------------------------|---------------------------|--|
| 1 | 2 | 97.100 | 19.000000 | 1539.000 | --- | 378.000 |
| 2 | 2 | 62.500 | 19.000000 | 1931.000 | --- | 586.000 |
| 3 | 3 | 85.200 | 19.000000 | 1860.000 | 942.000 | 473.000 |
| 4 | 2 | 57.800 | 19.000000 | 1401.000 | --- | 394.000 |
| 5 | 1 | 72.100 | 19.000000 | --- | --- | 254.000 |
| 6 | 1 | 92.700 | 19.000000 | --- | --- | 242.000 |
| 7 | 2 | 56.200 | 19.000000 | 1405.000 | --- | 411.000 |
| 8 | 3 | 54.300 | 19.000000 | 1382.000 | 1712.000 | 591.000 |
| 9 | 3 | 88.200 | 19.000000 | 1026.000 | 1680.000 | 17.000 |
| 10 | 3 | 68.200 | 19.000000 | 1051.000 | 1804.000 | 269.000 |
| 11 | 2 | 91.600 | 19.000000 | 1080.000 | --- | 315.000 |
| 12 | 2 | 94.700 | 19.000000 | 1056.000 | --- | 501.000 |
| 13 | 2 | 60.900 | 19.000000 | 1566.000 | --- | 227.000 |
| 14 | 2 | 57.700 | 19.000000 | 1345.000 | --- | 332.000 |
| 15 | 2 | 80.500 | 19.000000 | 1002.000 | --- | 131.000 |
| 16 | 1 | 78.700 | 19.000000 | --- | --- | 51.000 |
| 17 | 2 | 95.800 | 19.000000 | 1851.000 | --- | 346.000 |
| 18 | 3 | 74.500 | 19.000000 | 1430.000 | 1097.000 | 108.000 |
| 19 | 3 | 65.700 | 19.000000 | 1155.000 | 1430.000 | 508.000 |

**Detailed Results for Radar Type 5_Trial 4**

| Burst | No. of Pulses | Pulse Width (μs) | Chirp Width (MHz) | Pulse 1-to-2 Spacing (μs) | Pulse 2-to-3 Spacing (μs) | Starting Location Within Interval (μs) |
|-------|---------------|------------------|-------------------|---------------------------|---------------------------|--|
| 1 | 3 | 66.400 | 15.000000 | 1599.000 | 1875.000 | 190.000 |
| 2 | 1 | 73.600 | 15.000000 | --- | --- | 165.000 |
| 3 | 2 | 55.200 | 15.000000 | 1726.000 | --- | 332.000 |
| 4 | 2 | 62.700 | 15.000000 | 1752.000 | --- | 117.000 |
| 5 | 3 | 50.600 | 15.000000 | 1523.000 | 1052.000 | 572.000 |
| 6 | 2 | 57.800 | 15.000000 | 944.000 | --- | 746.000 |
| 7 | 3 | 98.000 | 15.000000 | 1343.000 | 1215.000 | 147.000 |
| 8 | 2 | 82.800 | 15.000000 | 1182.000 | --- | 30.000 |
| 9 | 2 | 62.900 | 15.000000 | 1549.000 | --- | 395.000 |
| 10 | 2 | 50.700 | 15.000000 | 1196.000 | --- | 333.000 |
| 11 | 3 | 69.200 | 15.000000 | 1106.000 | 1036.000 | 388.000 |
| 12 | 3 | 60.900 | 15.000000 | 1175.000 | 1183.000 | 612.000 |
| 13 | 2 | 78.500 | 15.000000 | 1908.000 | --- | 125.000 |
| 14 | 2 | 67.800 | 15.000000 | 1667.000 | --- | 502.000 |
| 15 | 2 | 58.000 | 15.000000 | 1869.000 | --- | 224.000 |

**Detailed Results for Radar Type 5_Trial 5**

| Burst | No. of Pulses | Pulse Width (μs) | Chirp Width (MHz) | Pulse 1-to-2 Spacing (μs) | Pulse 2-to-3 Spacing (μs) | Starting Location Within Interval (μs) |
|-------|---------------|------------------|-------------------|---------------------------|---------------------------|--|
| 1 | 2 | 59.500 | 11.000000 | 1738.000 | --- | 660.000 |
| 2 | 1 | 57.000 | 11.000000 | --- | --- | 796.000 |
| 3 | 2 | 54.400 | 11.000000 | 1891.000 | --- | 779.000 |
| 4 | 2 | 97.500 | 11.000000 | 1566.000 | --- | 298.000 |
| 5 | 3 | 52.000 | 11.000000 | 1941.000 | 1472.000 | 201.000 |
| 6 | 1 | 62.500 | 11.000000 | --- | --- | 211.000 |
| 7 | 2 | 79.100 | 11.000000 | 1016.000 | --- | 30.000 |
| 8 | 2 | 98.600 | 11.000000 | 927.000 | --- | 485.000 |
| 9 | 2 | 52.900 | 11.000000 | 1814.000 | --- | 328.000 |
| 10 | 2 | 64.600 | 11.000000 | 1644.000 | --- | 339.000 |
| 11 | 3 | 75.300 | 11.000000 | 1710.000 | 1296.000 | 500.000 |
| 12 | 1 | 74.200 | 11.000000 | --- | --- | 451.000 |
| 13 | 1 | 58.400 | 11.000000 | --- | --- | 160.000 |
| 14 | 1 | 97.500 | 11.000000 | --- | --- | 573.000 |

**Detailed Results for Radar Type 5_Trial 6**

| Burst | No. of Pulses | Pulse Width (μs) | Chirp Width (MHz) | Pulse 1-to-2 Spacing (μs) | Pulse 2-to-3 Spacing (μs) | Starting Location Within Interval (μs) |
|-------|---------------|------------------|-------------------|---------------------------|---------------------------|--|
| 1 | 3 | 92.800 | 10.000000 | 1307.000 | 1195.000 | 177.000 |
| 2 | 2 | 69.200 | 10.000000 | 1264.000 | --- | 1014.000 |
| 3 | 2 | 63.000 | 10.000000 | 1830.000 | --- | 875.000 |
| 4 | 1 | 58.400 | 10.000000 | --- | --- | 470.000 |
| 5 | 2 | 74.900 | 10.000000 | 1531.000 | --- | 184.000 |
| 6 | 2 | 76.000 | 10.000000 | 1488.000 | --- | 679.000 |
| 7 | 2 | 50.500 | 10.000000 | 1360.000 | --- | 296.000 |
| 8 | 1 | 82.500 | 10.000000 | --- | --- | 645.000 |
| 9 | 3 | 58.800 | 10.000000 | 1168.000 | 1620.000 | 345.000 |
| 10 | 2 | 70.900 | 10.000000 | 1468.000 | --- | 205.000 |
| 11 | 1 | 72.700 | 10.000000 | --- | --- | 702.000 |

**Detailed Results for Radar Type 5_Trial 7**

| Burst | No. of Pulses | Pulse Width (μs) | Chirp Width (MHz) | Pulse 1-to-2 Spacing (μs) | Pulse 2-to-3 Spacing (μs) | Starting Location Within Interval (μs) |
|-------|---------------|------------------|-------------------|---------------------------|---------------------------|--|
| 1 | 2 | 57.400 | 6.000000 | 963.000 | --- | 180.000 |
| 2 | 2 | 93.600 | 6.000000 | 1584.000 | --- | 459.000 |
| 3 | 2 | 80.100 | 6.000000 | 1493.000 | --- | 435.000 |
| 4 | 1 | 64.100 | 6.000000 | --- | --- | 1256.000 |
| 5 | 2 | 67.700 | 6.000000 | 1215.000 | --- | 734.000 |
| 6 | 1 | 96.500 | 6.000000 | --- | --- | 1281.000 |
| 7 | 2 | 81.500 | 6.000000 | 974.000 | --- | 1432.000 |
| 8 | 2 | 66.800 | 6.000000 | 1558.000 | --- | 92.000 |

**Detailed Results for Radar Type 5_Trial 8**

| Burst | No. of Pulses | Pulse Width (μs) | Chirp Width (MHz) | Pulse 1-to-2 Spacing (μs) | Pulse 2-to-3 Spacing (μs) | Starting Location Within Interval (μs) |
|-------|---------------|------------------|-------------------|---------------------------|---------------------------|--|
| 1 | 3 | 75.600 | 14.000000 | 1717.000 | 1819.000 | 814.000 |
| 2 | 2 | 87.500 | 14.000000 | 1850.000 | --- | 108.000 |
| 3 | 1 | 69.100 | 14.000000 | --- | --- | 310.000 |
| 4 | 2 | 55.800 | 14.000000 | 972.000 | --- | 0.000 |
| 5 | 1 | 90.600 | 14.000000 | --- | --- | 277.000 |
| 6 | 2 | 87.800 | 14.000000 | 1808.000 | --- | 20.000 |
| 7 | 1 | 74.000 | 14.000000 | --- | --- | 35.000 |
| 8 | 3 | 94.800 | 14.000000 | 1120.000 | 938.000 | 554.000 |
| 9 | 2 | 57.200 | 14.000000 | 1619.000 | --- | 141.000 |
| 10 | 1 | 56.000 | 14.000000 | --- | --- | 595.000 |
| 11 | 2 | 99.500 | 14.000000 | 1143.000 | --- | 262.000 |
| 12 | 2 | 66.500 | 14.000000 | 1675.000 | --- | 557.000 |

**Detailed Results for Radar Type 5_Trial 9**

| Burst | No. of Pulses | Pulse Width (μs) | Chirp Width (MHz) | Pulse 1-to-2 Spacing (μs) | Pulse 2-to-3 Spacing (μs) | Starting Location Within Interval (μs) |
|-------|---------------|------------------|-------------------|---------------------------|---------------------------|--|
| 1 | 1 | 93.600 | 5.000000 | --- | --- | 12.000 |
| 2 | 3 | 75.700 | 5.000000 | 1082.000 | 1831.000 | 391.000 |
| 3 | 1 | 78.600 | 5.000000 | --- | --- | 945.000 |
| 4 | 3 | 97.800 | 5.000000 | 1410.000 | 1227.000 | 166.000 |
| 5 | 2 | 90.700 | 5.000000 | 1124.000 | --- | 67.000 |
| 6 | 2 | 98.300 | 5.000000 | 1313.000 | --- | 512.000 |
| 7 | 3 | 72.800 | 5.000000 | 1011.000 | 1020.000 | 645.000 |
| 8 | 3 | 73.700 | 5.000000 | 1726.000 | 1553.000 | 442.000 |
| 9 | 1 | 90.200 | 5.000000 | --- | --- | 22.000 |
| 10 | 1 | 62.700 | 5.000000 | --- | --- | 746.000 |
| 11 | 3 | 83.300 | 5.000000 | 1501.000 | 1874.000 | 837.000 |
| 12 | 3 | 80.000 | 5.000000 | 1591.000 | 1770.000 | 458.000 |

**Detailed Results for Radar Type 5_Trial 10**

| Burst | No. of Pulses | Pulse Width (μ s) | Chirp Width (MHz) | Pulse 1-to-2 Spacing (μ s) | Pulse 2-to-3 Spacing (μ s) | Starting Location Within Interval (μ s) |
|-------|---------------|------------------------|-------------------|---------------------------------|---------------------------------|--|
| 1 | 2 | 66.900 | 16.000000 | 1927.000 | --- | 308.000 |
| 2 | 3 | 68.300 | 16.000000 | 1068.000 | 1286.000 | 574.000 |
| 3 | 2 | 50.600 | 16.000000 | 1234.000 | --- | 468.000 |
| 4 | 2 | 58.200 | 16.000000 | 1470.000 | --- | 785.000 |
| 5 | 3 | 58.300 | 16.000000 | 1083.000 | 1021.000 | 1235.000 |
| 6 | 1 | 71.500 | 16.000000 | --- | --- | 91.000 |
| 7 | 1 | 67.400 | 16.000000 | --- | --- | 710.000 |
| 8 | 3 | 59.100 | 16.000000 | 1642.000 | 1231.000 | 561.000 |
| 9 | 2 | 66.000 | 16.000000 | 1446.000 | --- | 628.000 |

**Detailed Results for Radar Type 5_Trial 11**

| Burst | No. of Pulses | Pulse Width (μs) | Chirp Width (MHz) | Pulse 1-to-2 Spacing (μs) | Pulse 2-to-3 Spacing (μs) | Starting Location Within Interval (μs) |
|-------|---------------|------------------|-------------------|---------------------------|---------------------------|--|
| 1 | 1 | 93.100 | 11.000000 | --- | --- | 422.000 |
| 2 | 3 | 61.300 | 11.000000 | 1194.000 | 1086.000 | 738.000 |
| 3 | 3 | 57.000 | 11.000000 | 1918.000 | 1102.000 | 523.000 |
| 4 | 3 | 91.800 | 11.000000 | 1588.000 | 1798.000 | 874.000 |
| 5 | 3 | 88.600 | 11.000000 | 1491.000 | 1061.000 | 748.000 |
| 6 | 3 | 62.400 | 11.000000 | 1019.000 | 1144.000 | 525.000 |
| 7 | 3 | 88.000 | 11.000000 | 1259.000 | 1713.000 | 641.000 |
| 8 | 2 | 77.700 | 11.000000 | 1025.000 | --- | 383.000 |
| 9 | 1 | 51.800 | 11.000000 | --- | --- | 554.000 |
| 10 | 1 | 55.900 | 11.000000 | --- | --- | 939.000 |
| 11 | 3 | 63.700 | 11.000000 | 1503.000 | 1789.000 | 182.000 |

**Detailed Results for Radar Type 5_Trial 12**

| Burst | No. of Pulses | Pulse Width (μs) | Chirp Width (MHz) | Pulse 1-to-2 Spacing (μs) | Pulse 2-to-3 Spacing (μs) | Starting Location Within Interval (μs) |
|-------|---------------|------------------|-------------------|---------------------------|---------------------------|--|
| 1 | 3 | 61.700 | 11.000000 | 1264.000 | 1572.000 | 640.000 |
| 2 | 3 | 82.600 | 11.000000 | 923.000 | 1387.000 | 439.000 |
| 3 | 2 | 74.800 | 11.000000 | 1230.000 | --- | 16.000 |
| 4 | 2 | 77.700 | 11.000000 | 1544.000 | --- | 613.000 |
| 5 | 1 | 80.400 | 11.000000 | --- | --- | 213.000 |
| 6 | 3 | 88.700 | 11.000000 | 1316.000 | 1461.000 | 568.000 |
| 7 | 3 | 78.100 | 11.000000 | 1065.000 | 1167.000 | 387.000 |
| 8 | 2 | 56.600 | 11.000000 | 1454.000 | --- | 647.000 |
| 9 | 1 | 63.600 | 11.000000 | --- | --- | 285.000 |
| 10 | 2 | 73.100 | 11.000000 | 1369.000 | --- | 189.000 |
| 11 | 2 | 67.900 | 11.000000 | 994.000 | --- | 165.000 |
| 12 | 2 | 76.500 | 11.000000 | 1164.000 | --- | 480.000 |
| 13 | 1 | 63.700 | 11.000000 | --- | --- | 28.000 |
| 14 | 2 | 70.100 | 11.000000 | 1823.000 | --- | 516.000 |
| 15 | 2 | 90.400 | 11.000000 | 1694.000 | --- | 561.000 |
| 16 | 2 | 87.700 | 11.000000 | 1528.000 | --- | 420.000 |
| 17 | 3 | 77.700 | 11.000000 | 1339.000 | 1407.000 | 61.000 |
| 18 | 1 | 81.300 | 11.000000 | --- | --- | 67.000 |

**Detailed Results for Radar Type 5_Trial 13**

| Burst | No. of Pulses | Pulse Width (μs) | Chirp Width (MHz) | Pulse 1-to-2 Spacing (μs) | Pulse 2-to-3 Spacing (μs) | Starting Location Within Interval (μs) |
|-------|---------------|------------------|-------------------|---------------------------|---------------------------|--|
| 1 | 2 | 77.900 | 16.000000 | 1250.000 | --- | 478.000 |
| 2 | 2 | 69.500 | 16.000000 | 1007.000 | --- | 962.000 |
| 3 | 2 | 74.500 | 16.000000 | 1631.000 | --- | 657.000 |
| 4 | 1 | 93.900 | 16.000000 | --- | --- | 564.000 |
| 5 | 2 | 55.400 | 16.000000 | 949.000 | --- | 59.000 |
| 6 | 3 | 50.400 | 16.000000 | 1162.000 | 1396.000 | 565.000 |
| 7 | 1 | 68.600 | 16.000000 | --- | --- | 732.000 |
| 8 | 3 | 88.700 | 16.000000 | 1750.000 | 1835.000 | 872.000 |
| 9 | 2 | 54.900 | 16.000000 | 1869.000 | --- | 32.000 |
| 10 | 3 | 51.000 | 16.000000 | 970.000 | 1344.000 | 750.000 |
| 11 | 3 | 86.500 | 16.000000 | 1599.000 | 1682.000 | 364.000 |

**Detailed Results for Radar Type 5_Trial 14**

| Burst | No. of Pulses | Pulse Width (μs) | Chirp Width (MHz) | Pulse 1-to-2 Spacing (μs) | Pulse 2-to-3 Spacing (μs) | Starting Location Within Interval (μs) |
|-------|---------------|------------------|-------------------|---------------------------|---------------------------|--|
| 1 | 1 | 70.600 | 15.000000 | --- | --- | 302.000 |
| 2 | 1 | 74.700 | 15.000000 | --- | --- | 299.000 |
| 3 | 1 | 63.600 | 15.000000 | --- | --- | 82.000 |
| 4 | 2 | 52.100 | 15.000000 | 1812.000 | --- | 536.000 |
| 5 | 1 | 97.500 | 15.000000 | --- | --- | 395.000 |
| 6 | 2 | 96.300 | 15.000000 | 1335.000 | --- | 250.000 |
| 7 | 3 | 70.800 | 15.000000 | 1052.000 | 1243.000 | 462.000 |
| 8 | 3 | 59.600 | 15.000000 | 1059.000 | 1550.000 | 477.000 |
| 9 | 3 | 99.200 | 15.000000 | 1633.000 | 1572.000 | 254.000 |
| 10 | 1 | 53.300 | 15.000000 | --- | --- | 33.000 |
| 11 | 3 | 98.600 | 15.000000 | 1526.000 | 1428.000 | 564.000 |
| 12 | 3 | 89.300 | 15.000000 | 1017.000 | 1662.000 | 221.000 |
| 13 | 1 | 62.700 | 15.000000 | --- | --- | 248.000 |
| 14 | 2 | 70.400 | 15.000000 | 1855.000 | --- | 232.000 |
| 15 | 3 | 61.400 | 15.000000 | 1444.000 | 1073.000 | 470.000 |
| 16 | 1 | 76.000 | 15.000000 | --- | --- | 441.000 |
| 17 | 2 | 90.800 | 15.000000 | 1164.000 | --- | 195.000 |
| 18 | 3 | 65.200 | 15.000000 | 1246.000 | 1582.000 | 246.000 |
| 19 | 3 | 74.700 | 15.000000 | 928.000 | 1671.000 | 194.000 |
| 20 | 2 | 75.100 | 15.000000 | 989.000 | --- | 83.000 |

**Detailed Results for Radar Type 5_Trial 15**

| Burst | No. of Pulses | Pulse Width (µs) | Chirp Width (MHz) | Pulse 1-to-2 Spacing (µs) | Pulse 2-to-3 Spacing (µs) | Starting Location Within Interval (µs) |
|-------|---------------|------------------|-------------------|---------------------------|---------------------------|--|
| 1 | 2 | 74.800 | 8.000000 | 1894.000 | --- | 41.000 |
| 2 | 2 | 95.100 | 8.000000 | 1815.000 | --- | 443.000 |
| 3 | 1 | 95.500 | 8.000000 | --- | --- | 663.000 |
| 4 | 2 | 87.500 | 8.000000 | 1259.000 | --- | 156.000 |
| 5 | 3 | 86.300 | 8.000000 | 947.000 | 1761.000 | 185.000 |
| 6 | 1 | 90.900 | 8.000000 | --- | --- | 246.000 |
| 7 | 2 | 51.800 | 8.000000 | 1879.000 | --- | 166.000 |
| 8 | 1 | 92.100 | 8.000000 | --- | --- | 203.000 |
| 9 | 3 | 83.800 | 8.000000 | 1477.000 | 1851.000 | 570.000 |
| 10 | 1 | 51.500 | 8.000000 | --- | --- | 48.000 |
| 11 | 1 | 60.400 | 8.000000 | --- | --- | 1.000 |
| 12 | 3 | 95.800 | 8.000000 | 934.000 | 1424.000 | 382.000 |
| 13 | 2 | 79.200 | 8.000000 | 1808.000 | --- | 537.000 |
| 14 | 3 | 79.500 | 8.000000 | 1300.000 | 1192.000 | 323.000 |
| 15 | 1 | 83.200 | 8.000000 | --- | --- | 343.000 |
| 16 | 2 | 98.800 | 8.000000 | 1791.000 | --- | 560.000 |
| 17 | 2 | 50.800 | 8.000000 | 1866.000 | --- | 659.000 |

**Detailed Results for Radar Type 5_Trial 16**

| Burst | No. of Pulses | Pulse Width (µs) | Chirp Width (MHz) | Pulse 1-to-2 Spacing (µs) | Pulse 2-to-3 Spacing (µs) | Starting Location Within Interval (µs) |
|-------|---------------|------------------|-------------------|---------------------------|---------------------------|--|
| 1 | 2 | 69.400 | 19.000000 | 1872.000 | --- | 221.000 |
| 2 | 2 | 59.100 | 19.000000 | 1839.000 | --- | 120.000 |
| 3 | 3 | 76.800 | 19.000000 | 1911.000 | 981.000 | 550.000 |
| 4 | 2 | 70.500 | 19.000000 | 1328.000 | --- | 331.000 |
| 5 | 1 | 63.100 | 19.000000 | --- | --- | 681.000 |
| 6 | 3 | 59.900 | 19.000000 | 1048.000 | 1055.000 | 264.000 |
| 7 | 2 | 50.000 | 19.000000 | 1246.000 | --- | 301.000 |
| 8 | 2 | 53.200 | 19.000000 | 993.000 | --- | 222.000 |
| 9 | 1 | 80.500 | 19.000000 | --- | --- | 496.000 |
| 10 | 2 | 86.900 | 19.000000 | 1135.000 | --- | 371.000 |
| 11 | 3 | 99.000 | 19.000000 | 1818.000 | 935.000 | 639.000 |
| 12 | 3 | 85.200 | 19.000000 | 1495.000 | 1079.000 | 633.000 |
| 13 | 3 | 68.700 | 19.000000 | 1289.000 | 1482.000 | 99.000 |
| 14 | 2 | 85.700 | 19.000000 | 1340.000 | --- | 358.000 |
| 15 | 2 | 82.900 | 19.000000 | 1395.000 | --- | 502.000 |
| 16 | 2 | 53.400 | 19.000000 | 1111.000 | --- | 74.000 |
| 17 | 2 | 97.400 | 19.000000 | 1764.000 | --- | 476.000 |

**Detailed Results for Radar Type 5_Trial 17**

| Burst | No. of Pulses | Pulse Width (μs) | Chirp Width (MHz) | Pulse 1-to-2 Spacing (μs) | Pulse 2-to-3 Spacing (μs) | Starting Location Within Interval (μs) |
|-------|---------------|------------------|-------------------|---------------------------|---------------------------|--|
| 1 | 3 | 53.000 | 16.000000 | 1731.000 | 1776.000 | 102.000 |
| 2 | 2 | 61.000 | 16.000000 | 988.000 | --- | 570.000 |
| 3 | 1 | 59.900 | 16.000000 | --- | --- | 566.000 |
| 4 | 1 | 85.500 | 16.000000 | --- | --- | 213.000 |
| 5 | 3 | 94.800 | 16.000000 | 1100.000 | 1674.000 | 103.000 |
| 6 | 3 | 81.600 | 16.000000 | 979.000 | 1275.000 | 44.000 |
| 7 | 1 | 57.300 | 16.000000 | --- | --- | 498.000 |
| 8 | 2 | 93.800 | 16.000000 | 999.000 | --- | 772.000 |
| 9 | 2 | 75.100 | 16.000000 | 1593.000 | --- | 686.000 |
| 10 | 3 | 96.400 | 16.000000 | 1515.000 | 1372.000 | 320.000 |
| 11 | 2 | 59.600 | 16.000000 | 1224.000 | --- | 9.000 |
| 12 | 2 | 69.600 | 16.000000 | 1553.000 | --- | 192.000 |
| 13 | 1 | 84.300 | 16.000000 | --- | --- | 102.000 |
| 14 | 3 | 70.600 | 16.000000 | 1234.000 | 961.000 | 644.000 |
| 15 | 1 | 97.700 | 16.000000 | --- | --- | 436.000 |

**Detailed Results for Radar Type 5_Trial 18**

| Burst | No. of Pulses | Pulse Width (μs) | Chirp Width (MHz) | Pulse 1-to-2 Spacing (μs) | Pulse 2-to-3 Spacing (μs) | Starting Location Within Interval (μs) |
|-------|---------------|------------------|-------------------|---------------------------|---------------------------|--|
| 1 | 2 | 52.100 | 18.000000 | 1215.000 | --- | 17.000 |
| 2 | 3 | 99.800 | 18.000000 | 1736.000 | 1673.000 | 148.000 |
| 3 | 2 | 53.200 | 18.000000 | 1233.000 | --- | 12.000 |
| 4 | 1 | 87.200 | 18.000000 | --- | --- | 540.000 |
| 5 | 2 | 75.200 | 18.000000 | 975.000 | --- | 618.000 |
| 6 | 3 | 63.600 | 18.000000 | 1614.000 | 1448.000 | 732.000 |
| 7 | 2 | 61.200 | 18.000000 | 1118.000 | --- | 137.000 |
| 8 | 2 | 86.400 | 18.000000 | 1014.000 | --- | 331.000 |
| 9 | 2 | 79.400 | 18.000000 | 1910.000 | --- | 737.000 |
| 10 | 2 | 84.300 | 18.000000 | 1126.000 | --- | 48.000 |
| 11 | 2 | 81.500 | 18.000000 | 1345.000 | --- | 288.000 |
| 12 | 3 | 81.300 | 18.000000 | 1810.000 | 952.000 | 529.000 |
| 13 | 2 | 94.900 | 18.000000 | 1306.000 | --- | 612.000 |
| 14 | 3 | 69.600 | 18.000000 | 1632.000 | 1730.000 | 692.000 |
| 15 | 3 | 73.300 | 18.000000 | 1015.000 | 1552.000 | 317.000 |
| 16 | 3 | 93.100 | 18.000000 | 1179.000 | 1533.000 | 7.000 |



Detailed Results for Radar Type 5_Trial 19

| Burst | No. of Pulses | Pulse Width (μs) | Chirp Width (MHz) | Pulse 1-to-2 Spacing (μs) | Pulse 2-to-3 Spacing (μs) | Starting Location Within Interval (μs) |
|-------|---------------|------------------|-------------------|---------------------------|---------------------------|--|
| 1 | 1 | 51.100 | 19.000000 | --- | --- | 551.000 |
| 2 | 2 | 85.100 | 19.000000 | 1734.000 | --- | 404.000 |
| 3 | 3 | 52.100 | 19.000000 | 1720.000 | 1874.000 | 512.000 |
| 4 | 1 | 74.000 | 19.000000 | --- | --- | 40.000 |
| 5 | 2 | 52.100 | 19.000000 | 1849.000 | --- | 96.000 |
| 6 | 2 | 76.700 | 19.000000 | 1657.000 | --- | 349.000 |
| 7 | 1 | 55.400 | 19.000000 | --- | --- | 91.000 |
| 8 | 3 | 81.200 | 19.000000 | 1796.000 | 1552.000 | 89.000 |
| 9 | 2 | 60.900 | 19.000000 | 1713.000 | --- | 57.000 |
| 10 | 2 | 57.100 | 19.000000 | 1611.000 | --- | 530.000 |
| 11 | 2 | 50.100 | 19.000000 | 1364.000 | --- | 248.000 |
| 12 | 1 | 89.400 | 19.000000 | --- | --- | 296.000 |
| 13 | 3 | 64.500 | 19.000000 | 1437.000 | 1500.000 | 469.000 |
| 14 | 2 | 72.500 | 19.000000 | 1415.000 | --- | 437.000 |
| 15 | 3 | 72.200 | 19.000000 | 1705.000 | 1577.000 | 554.000 |
| 16 | 2 | 87.800 | 19.000000 | 1175.000 | --- | 48.000 |
| 17 | 2 | 91.300 | 19.000000 | 1613.000 | --- | 537.000 |
| 18 | 2 | 65.400 | 19.000000 | 1307.000 | --- | 194.000 |
| 19 | 1 | 56.300 | 19.000000 | --- | --- | 276.000 |
| 20 | 2 | 68.900 | 19.000000 | 1611.000 | --- | 430.000 |

**Detailed Results for Radar Type 5_Trial 20**

| Burst | No. of Pulses | Pulse Width (μs) | Chirp Width (MHz) | Pulse 1-to-2 Spacing (μs) | Pulse 2-to-3 Spacing (μs) | Starting Location Within Interval (μs) |
|-------|---------------|------------------|-------------------|---------------------------|---------------------------|--|
| 1 | 1 | 80.900 | 6.000000 | --- | --- | 565.000 |
| 2 | 3 | 55.800 | 6.000000 | 1708.000 | 1448.000 | 439.000 |
| 3 | 2 | 93.400 | 6.000000 | 985.000 | --- | 706.000 |
| 4 | 2 | 83.200 | 6.000000 | 1912.000 | --- | 758.000 |
| 5 | 3 | 59.100 | 6.000000 | 1594.000 | 1591.000 | 79.000 |
| 6 | 2 | 74.400 | 6.000000 | 939.000 | --- | 107.000 |
| 7 | 3 | 85.400 | 6.000000 | 1733.000 | 1253.000 | 238.000 |
| 8 | 3 | 98.000 | 6.000000 | 1896.000 | 1606.000 | 373.000 |
| 9 | 1 | 92.100 | 6.000000 | --- | --- | 363.000 |
| 10 | 1 | 84.400 | 6.000000 | --- | --- | 227.000 |
| 11 | 2 | 67.400 | 6.000000 | 1272.000 | --- | 646.000 |
| 12 | 3 | 92.000 | 6.000000 | 1831.000 | 1066.000 | 457.000 |
| 13 | 3 | 87.500 | 6.000000 | 1763.000 | 1055.000 | 22.000 |



Detailed Results for Radar Type 5_Trial 21

| Burst | No. of Pulses | Pulse Width (μs) | Chirp Width (MHz) | Pulse 1-to-2 Spacing (μs) | Pulse 2-to-3 Spacing (μs) | Starting Location Within Interval (μs) |
|-------|---------------|------------------|-------------------|---------------------------|---------------------------|--|
| 1 | 2 | 70.500 | 17.000000 | 956.000 | --- | 247.000 |
| 2 | 3 | 85.800 | 17.000000 | 1726.000 | 1051.000 | 659.000 |
| 3 | 2 | 67.600 | 17.000000 | 1910.000 | --- | 383.000 |
| 4 | 2 | 97.900 | 17.000000 | 1794.000 | --- | 123.000 |
| 5 | 3 | 55.000 | 17.000000 | 1798.000 | 1000.000 | 48.000 |
| 6 | 2 | 55.900 | 17.000000 | 1322.000 | --- | 464.000 |
| 7 | 3 | 53.400 | 17.000000 | 1270.000 | 1431.000 | 347.000 |
| 8 | 2 | 88.300 | 17.000000 | 1417.000 | --- | 544.000 |
| 9 | 2 | 95.600 | 17.000000 | 1228.000 | --- | 453.000 |
| 10 | 2 | 70.400 | 17.000000 | 1039.000 | --- | 291.000 |
| 11 | 2 | 53.000 | 17.000000 | 1860.000 | --- | 689.000 |
| 12 | 1 | 80.600 | 17.000000 | --- | --- | 628.000 |
| 13 | 3 | 67.000 | 17.000000 | 1382.000 | 1724.000 | 487.000 |
| 14 | 2 | 67.300 | 17.000000 | 1895.000 | --- | 682.000 |
| 15 | 2 | 63.100 | 17.000000 | 1171.000 | --- | 343.000 |
| 16 | 2 | 79.400 | 17.000000 | 1369.000 | --- | 186.000 |



Detailed Results for Radar Type 5_Trial 22

| Burst | No. of Pulses | Pulse Width (µs) | Chirp Width (MHz) | Pulse 1-to-2 Spacing (µs) | Pulse 2-to-3 Spacing (µs) | Starting Location Within Interval (µs) |
|-------|---------------|------------------|-------------------|---------------------------|---------------------------|--|
| 1 | 1 | 84.500 | 5.000000 | --- | --- | 77.000 |
| 2 | 2 | 85.100 | 5.000000 | 1049.000 | --- | 561.000 |
| 3 | 2 | 77.500 | 5.000000 | 1012.000 | --- | 322.000 |
| 4 | 2 | 95.300 | 5.000000 | 1524.000 | --- | 591.000 |
| 5 | 2 | 69.000 | 5.000000 | 1447.000 | --- | 479.000 |
| 6 | 2 | 65.200 | 5.000000 | 1574.000 | --- | 177.000 |
| 7 | 3 | 77.400 | 5.000000 | 1446.000 | 1628.000 | 4.000 |
| 8 | 2 | 58.000 | 5.000000 | 1737.000 | --- | 631.000 |
| 9 | 3 | 58.500 | 5.000000 | 1714.000 | 1626.000 | 330.000 |
| 10 | 1 | 98.600 | 5.000000 | --- | --- | 508.000 |
| 11 | 1 | 73.900 | 5.000000 | --- | --- | 27.000 |
| 12 | 1 | 67.700 | 5.000000 | --- | --- | 157.000 |
| 13 | 1 | 99.000 | 5.000000 | --- | --- | 313.000 |
| 14 | 2 | 76.800 | 5.000000 | 1232.000 | --- | 429.000 |
| 15 | 2 | 89.900 | 5.000000 | 1618.000 | --- | 574.000 |
| 16 | 3 | 88.000 | 5.000000 | 1587.000 | 1221.000 | 326.000 |
| 17 | 1 | 55.100 | 5.000000 | --- | --- | 550.000 |
| 18 | 3 | 93.900 | 5.000000 | 930.000 | 1084.000 | 275.000 |



Detailed Results for Radar Type 5_Trial 23

| Burst | No. of Pulses | Pulse Width (μs) | Chirp Width (MHz) | Pulse 1-to-2 Spacing (μs) | Pulse 2-to-3 Spacing (μs) | Starting Location Within Interval (μs) |
|-------|---------------|------------------|-------------------|---------------------------|---------------------------|--|
| 1 | 2 | 69.200 | 20.000000 | 1589.000 | --- | 608.000 |
| 2 | 2 | 96.300 | 20.000000 | 1096.000 | --- | 1107.000 |
| 3 | 2 | 65.100 | 20.000000 | 973.000 | --- | 1251.000 |
| 4 | 3 | 82.700 | 20.000000 | 1229.000 | 1116.000 | 442.000 |
| 5 | 1 | 86.700 | 20.000000 | --- | --- | 528.000 |
| 6 | 1 | 50.500 | 20.000000 | --- | --- | 261.000 |
| 7 | 2 | 74.700 | 20.000000 | 1296.000 | --- | 317.000 |
| 8 | 1 | 58.000 | 20.000000 | --- | --- | 131.000 |
| 9 | 3 | 82.600 | 20.000000 | 1463.000 | 985.000 | 1132.000 |



Detailed Results for Radar Type 5_Trial 24

| Burst | No. of Pulses | Pulse Width (μs) | Chirp Width (MHz) | Pulse 1-to-2 Spacing (μs) | Pulse 2-to-3 Spacing (μs) | Starting Location Within Interval (μs) |
|-------|---------------|------------------|-------------------|---------------------------|---------------------------|--|
| 1 | 3 | 68.400 | 12.000000 | 1658.000 | 1189.000 | 811.000 |
| 2 | 3 | 79.800 | 12.000000 | 1645.000 | 1732.000 | 1059.000 |
| 3 | 1 | 86.100 | 12.000000 | --- | --- | 970.000 |
| 4 | 1 | 83.200 | 12.000000 | --- | --- | 765.000 |
| 5 | 1 | 97.500 | 12.000000 | --- | --- | 1117.000 |
| 6 | 2 | 51.300 | 12.000000 | 1708.000 | --- | 559.000 |
| 7 | 3 | 77.900 | 12.000000 | 1276.000 | 1521.000 | 253.000 |
| 8 | 3 | 80.800 | 12.000000 | 1804.000 | 959.000 | 563.000 |
| 9 | 2 | 82.100 | 12.000000 | 1443.000 | --- | 169.000 |
| 10 | 3 | 65.000 | 12.000000 | 1848.000 | 1035.000 | 156.000 |



Detailed Results for Radar Type 5_Trial 25

| Burst | No. of Pulses | Pulse Width (μs) | Chirp Width (MHz) | Pulse 1-to-2 Spacing (μs) | Pulse 2-to-3 Spacing (μs) | Starting Location Within Interval (μs) |
|-------|---------------|------------------|-------------------|---------------------------|---------------------------|--|
| 1 | 2 | 51.000 | 9.000000 | 1731.000 | --- | 259.000 |
| 2 | 2 | 69.300 | 9.000000 | 1762.000 | --- | 617.000 |
| 3 | 1 | 94.600 | 9.000000 | --- | --- | 379.000 |
| 4 | 2 | 65.100 | 9.000000 | 1536.000 | --- | 103.000 |
| 5 | 3 | 51.100 | 9.000000 | 1546.000 | 1400.000 | 650.000 |
| 6 | 2 | 86.100 | 9.000000 | 1619.000 | --- | 221.000 |
| 7 | 1 | 80.000 | 9.000000 | --- | --- | 44.000 |
| 8 | 1 | 60.800 | 9.000000 | --- | --- | 384.000 |
| 9 | 3 | 56.200 | 9.000000 | 1627.000 | 1397.000 | 126.000 |
| 10 | 1 | 99.700 | 9.000000 | --- | --- | 20.000 |
| 11 | 1 | 84.000 | 9.000000 | --- | --- | 411.000 |
| 12 | 3 | 83.100 | 9.000000 | 1223.000 | 1586.000 | 232.000 |
| 13 | 1 | 50.900 | 9.000000 | --- | --- | 179.000 |
| 14 | 1 | 53.200 | 9.000000 | --- | --- | 48.000 |
| 15 | 2 | 71.800 | 9.000000 | 1079.000 | --- | 692.000 |
| 16 | 2 | 66.300 | 9.000000 | 1893.000 | --- | 503.000 |
| 17 | 2 | 51.200 | 9.000000 | 1362.000 | --- | 455.000 |



Detailed Results for Radar Type 5_Trial 26

| Burst | No. of Pulses | Pulse Width (μs) | Chirp Width (MHz) | Pulse 1-to-2 Spacing (μs) | Pulse 2-to-3 Spacing (μs) | Starting Location Within Interval (μs) |
|-------|---------------|------------------|-------------------|---------------------------|---------------------------|--|
| 1 | 2 | 97.500 | 12.000000 | 1544.000 | --- | 99.000 |
| 2 | 2 | 65.600 | 12.000000 | 1375.000 | --- | 550.000 |
| 3 | 1 | 68.300 | 12.000000 | --- | --- | 550.000 |
| 4 | 3 | 50.300 | 12.000000 | 1878.000 | 1651.000 | 1131.000 |
| 5 | 3 | 51.700 | 12.000000 | 975.000 | 1518.000 | 102.000 |
| 6 | 3 | 57.200 | 12.000000 | 1700.000 | 1447.000 | 1041.000 |
| 7 | 2 | 98.400 | 12.000000 | 1637.000 | --- | 130.000 |
| 8 | 3 | 58.900 | 12.000000 | 1602.000 | 1161.000 | 38.000 |
| 9 | 2 | 60.100 | 12.000000 | 984.000 | --- | 333.000 |



Detailed Results for Radar Type 5_Trial 27

| Burst | No. of Pulses | Pulse Width (µs) | Chirp Width (MHz) | Pulse 1-to-2 Spacing (µs) | Pulse 2-to-3 Spacing (µs) | Starting Location Within Interval (µs) |
|-------|---------------|------------------|-------------------|---------------------------|---------------------------|--|
| 1 | 2 | 55.900 | 14.000000 | 1883.000 | --- | 1025.000 |
| 2 | 2 | 64.100 | 14.000000 | 1710.000 | --- | 849.000 |
| 3 | 2 | 77.200 | 14.000000 | 1650.000 | --- | 136.000 |
| 4 | 2 | 96.600 | 14.000000 | 1520.000 | --- | 468.000 |
| 5 | 2 | 98.000 | 14.000000 | 923.000 | --- | 376.000 |
| 6 | 2 | 66.700 | 14.000000 | 1462.000 | --- | 705.000 |
| 7 | 3 | 66.400 | 14.000000 | 1003.000 | 1192.000 | 1416.000 |
| 8 | 2 | 57.000 | 14.000000 | 1038.000 | --- | 240.000 |

**Detailed Results for Radar Type 5_Trial 28**

| Burst | No. of Pulses | Pulse Width (μs) | Chirp Width (MHz) | Pulse 1-to-2 Spacing (μs) | Pulse 2-to-3 Spacing (μs) | Starting Location Within Interval (μs) |
|-------|---------------|------------------|-------------------|---------------------------|---------------------------|--|
| 1 | 1 | 80.100 | 9.000000 | --- | --- | 183.000 |
| 2 | 2 | 59.600 | 9.000000 | 946.000 | --- | 473.000 |
| 3 | 2 | 89.000 | 9.000000 | 1573.000 | --- | 426.000 |
| 4 | 2 | 68.300 | 9.000000 | 1801.000 | --- | 366.000 |
| 5 | 1 | 89.400 | 9.000000 | --- | --- | 250.000 |
| 6 | 2 | 64.000 | 9.000000 | 958.000 | --- | 447.000 |
| 7 | 2 | 82.200 | 9.000000 | 1272.000 | --- | 585.000 |
| 8 | 2 | 67.300 | 9.000000 | 1688.000 | --- | 134.000 |
| 9 | 2 | 52.500 | 9.000000 | 1696.000 | --- | 264.000 |
| 10 | 2 | 84.100 | 9.000000 | 1133.000 | --- | 335.000 |
| 11 | 2 | 53.000 | 9.000000 | 1374.000 | --- | 890.000 |
| 12 | 2 | 62.000 | 9.000000 | 1636.000 | --- | 526.000 |
| 13 | 3 | 96.100 | 9.000000 | 1660.000 | 1103.000 | 493.000 |



Detailed Results for Radar Type 5_Trial 29

| Burst | No. of Pulses | Pulse Width (μs) | Chirp Width (MHz) | Pulse 1-to-2 Spacing (μs) | Pulse 2-to-3 Spacing (μs) | Starting Location Within Interval (μs) |
|-------|---------------|------------------|-------------------|---------------------------|---------------------------|--|
| 1 | 2 | 79.600 | 17.000000 | 1029.000 | --- | 270.000 |
| 2 | 1 | 90.200 | 17.000000 | --- | --- | 580.000 |
| 3 | 3 | 66.100 | 17.000000 | 1312.000 | 1766.000 | 86.000 |
| 4 | 1 | 95.200 | 17.000000 | --- | --- | 92.000 |
| 5 | 2 | 76.300 | 17.000000 | 1238.000 | --- | 368.000 |
| 6 | 2 | 75.800 | 17.000000 | 1106.000 | --- | 165.000 |
| 7 | 3 | 50.700 | 17.000000 | 1312.000 | 1580.000 | 377.000 |
| 8 | 3 | 56.300 | 17.000000 | 1837.000 | 1154.000 | 323.000 |
| 9 | 3 | 56.100 | 17.000000 | 1061.000 | 1394.000 | 400.000 |
| 10 | 3 | 81.200 | 17.000000 | 1582.000 | 1379.000 | 405.000 |
| 11 | 2 | 89.700 | 17.000000 | 1845.000 | --- | 506.000 |
| 12 | 1 | 97.800 | 17.000000 | --- | --- | 331.000 |
| 13 | 1 | 75.700 | 17.000000 | --- | --- | 430.000 |
| 14 | 3 | 50.200 | 17.000000 | 1237.000 | 1653.000 | 544.000 |
| 15 | 2 | 52.000 | 17.000000 | 1729.000 | --- | 339.000 |
| 16 | 2 | 69.400 | 17.000000 | 1603.000 | --- | 44.000 |
| 17 | 2 | 67.500 | 17.000000 | 1168.000 | --- | 521.000 |
| 18 | 2 | 98.100 | 17.000000 | 958.000 | --- | 384.000 |
| 19 | 3 | 63.600 | 17.000000 | 1260.000 | 1640.000 | 194.000 |



Detailed Results for Radar Type 5_Trial 30

| Burst | No. of Pulses | Pulse Width (μs) | Chirp Width (MHz) | Pulse 1-to-2 Spacing (μs) | Pulse 2-to-3 Spacing (μs) | Starting Location Within Interval (μs) |
|-------|---------------|------------------|-------------------|---------------------------|---------------------------|--|
| 1 | 3 | 76.300 | 6.000000 | 1673.000 | 1870.000 | 757.000 |
| 2 | 1 | 85.600 | 6.000000 | --- | --- | 712.000 |
| 3 | 2 | 87.400 | 6.000000 | 1495.000 | --- | 427.000 |
| 4 | 2 | 67.800 | 6.000000 | 1430.000 | --- | 153.000 |
| 5 | 1 | 80.900 | 6.000000 | --- | --- | 197.000 |
| 6 | 1 | 80.300 | 6.000000 | --- | --- | 160.000 |
| 7 | 3 | 86.500 | 6.000000 | 1329.000 | 1212.000 | 509.000 |
| 8 | 1 | 96.300 | 6.000000 | --- | --- | 828.000 |
| 9 | 1 | 80.800 | 6.000000 | --- | --- | 306.000 |
| 10 | 2 | 74.900 | 6.000000 | 1636.000 | --- | 609.000 |
| 11 | 3 | 60.400 | 6.000000 | 1278.000 | 1394.000 | 269.000 |
| 12 | 3 | 57.300 | 6.000000 | 1719.000 | 999.000 | 826.000 |
| 13 | 2 | 64.800 | 6.000000 | 1378.000 | --- | 41.000 |
| 14 | 2 | 66.600 | 6.000000 | 933.000 | --- | 631.000 |



Detailed Results for Radar Type 6

| Trial Number | Pulse Width (μs) | PRI (μs) | No. of Pulses | Pulses Detected | Comment |
|--------------|------------------|----------|---------------|-----------------|---------|
| 1 | 1.000 | 300.000 | 9 | YES | |
| 2 | 1.000 | 300.000 | 9 | YES | |
| 3 | 1.000 | 300.000 | 9 | YES | |
| 4 | 1.000 | 300.000 | 9 | YES | |
| 5 | 1.000 | 300.000 | 9 | YES | |
| 6 | 1.000 | 300.000 | 9 | YES | |
| 7 | 1.000 | 300.000 | 9 | YES | |
| 8 | 1.000 | 300.000 | 9 | YES | |
| 9 | 1.000 | 300.000 | 9 | YES | |
| 10 | 1.000 | 300.000 | 9 | YES | |
| 11 | 1.000 | 300.000 | 9 | YES | |
| 12 | 1.000 | 300.000 | 9 | YES | |
| 13 | 1.000 | 300.000 | 9 | YES | |
| 14 | 1.000 | 300.000 | 9 | YES | |
| 15 | 1.000 | 300.000 | 9 | YES | |
| 16 | 1.000 | 300.000 | 9 | YES | |
| 17 | 1.000 | 300.000 | 9 | YES | |
| 18 | 1.000 | 300.000 | 9 | YES | |
| 19 | 1.000 | 300.000 | 9 | YES | |
| 20 | 1.000 | 300.000 | 9 | YES | |
| 21 | 1.000 | 300.000 | 9 | YES | |
| 22 | 1.000 | 300.000 | 9 | YES | |
| 23 | 1.000 | 300.000 | 9 | YES | |
| 24 | 1.000 | 300.000 | 9 | YES | |
| 25 | 1.000 | 300.000 | 9 | YES | |
| 26 | 1.000 | 300.000 | 9 | YES | |
| 27 | 1.000 | 300.000 | 9 | YES | |
| 28 | 1.000 | 300.000 | 9 | YES | |
| 29 | 1.000 | 300.000 | 9 | YES | |
| 30 | 1.000 | 300.000 | 9 | YES | |



7.6.3. Test Result for 802.11ax 80MHz mode

Measurement Summary

| DUT Frequency (MHz) | Radar Type No. | Detection count | Percentage of Detection Px | Detection Limit | Overall Result | Overall Comment |
|---------------------|----------------|-----------------|----------------------------|-----------------|----------------|-----------------|
| 5290.000000 | 1 | 29 of 30 | 96.67% | 60.0 % | PASS | |
| 5290.000000 | 2 | 29 of 30 | 96.67% | 60.0 % | PASS | |
| 5290.000000 | 3 | 30 of 30 | 100.00% | 60.0 % | PASS | |
| 5290.000000 | 4 | 30 of 30 | 100.00% | 60.0 % | PASS | |
| 5290.000000 | 5 | 30 of 30 | 100.00% | 80.0 % | PASS | |
| 5290.000000 | 6 | 29 of 30 | 96.67% | 70.0 % | PASS | |

Aggregate Results for Short Pulse Radar Type 1-4

| Aggregate Calculation as follows | Aggregate Percentage | Aggregate Limit | Aggregate Result | Aggregate Comment |
|----------------------------------|----------------------|-----------------|------------------|-------------------|
| $(P1 + P2 + P3 + P4) / 4$ | 98.33% | 80.0 % | PASS | |



Detailed Results for Radar Type 1

| Trial Number | Random Trial used | Pulse Width (μs) | PRI (μs) | No. of Pulses | Pulses Detected | Comment |
|--------------|-------------------|------------------|----------|---------------|-----------------|---------|
| 1 | 45 | 1.000 | 2572.000 | 21 | YES | |
| 2 | 44 | 1.000 | 2474.000 | 22 | YES | |
| 3 | 23 | 1.000 | 3066.000 | 18 | YES | |
| 4 | 3 | 1.000 | 558.000 | 95 | YES | |
| 5 | 46 | 1.000 | 2669.000 | 20 | YES | |
| 6 | 4 | 1.000 | 578.000 | 92 | YES | |
| 7 | 41 | 1.000 | 2181.000 | 25 | YES | |
| 8 | 27 | 1.000 | 815.000 | 65 | YES | |
| 9 | 26 | 1.000 | 717.000 | 74 | YES | |
| 10 | 16 | 1.000 | 818.000 | 65 | No | |
| 11 | 1 | 1.000 | 518.000 | 102 | YES | |
| 12 | 33 | 1.000 | 1400.000 | 38 | YES | |
| 13 | 9 | 1.000 | 678.000 | 78 | YES | |
| 14 | 24 | 1.000 | 522.000 | 102 | YES | |
| 15 | 17 | 1.000 | 838.000 | 63 | YES | |
| 16 | 7 | 1.000 | 638.000 | 83 | YES | |
| 17 | 12 | 1.000 | 738.000 | 72 | YES | |
| 18 | 49 | 1.000 | 2962.000 | 18 | YES | |
| 19 | 5 | 1.000 | 598.000 | 89 | YES | |
| 20 | 32 | 1.000 | 1303.000 | 41 | YES | |
| 21 | 39 | 1.000 | 1986.000 | 27 | YES | |
| 22 | 31 | 1.000 | 1205.000 | 44 | YES | |
| 23 | 28 | 1.000 | 912.000 | 58 | YES | |
| 24 | 43 | 1.000 | 2376.000 | 23 | YES | |
| 25 | 25 | 1.000 | 620.000 | 86 | YES | |
| 26 | 42 | 1.000 | 2279.000 | 24 | YES | |
| 27 | 14 | 1.000 | 778.000 | 68 | YES | |
| 28 | 50 | 1.000 | 3060.000 | 18 | YES | |
| 29 | 40 | 1.000 | 2084.000 | 26 | YES | |
| 30 | 21 | 1.000 | 918.000 | 58 | YES | |



Detailed Results for Radar Type 2

| Trial Number | Random Trial used | Pulse Width (μs) | PRI (μs) | No. of Pulses | Pulses Detected | Comment |
|--------------|-------------------|------------------|----------|---------------|-----------------|---------|
| 1 | 23 | 3.800 | 187.000 | 28 | YES | |
| 2 | 24 | 4.400 | 188.000 | 27 | YES | |
| 3 | 40 | 3.600 | 230.000 | 27 | YES | |
| 4 | 15 | 2.200 | 180.000 | 29 | YES | |
| 5 | 41 | 1.300 | 219.000 | 25 | YES | |
| 6 | 9 | 3.900 | 212.000 | 27 | YES | |
| 7 | 20 | 1.200 | 185.000 | 25 | YES | |
| 8 | 29 | 4.100 | 189.000 | 26 | YES | |
| 9 | 31 | 4.000 | 154.000 | 28 | YES | |
| 10 | 2 | 4.500 | 191.000 | 23 | YES | |
| 11 | 33 | 2.100 | 228.000 | 28 | YES | |
| 12 | 18 | 2.000 | 153.000 | 24 | YES | |
| 13 | 21 | 3.600 | 193.000 | 28 | YES | |
| 14 | 28 | 1.700 | 216.000 | 27 | YES | |
| 15 | 36 | 3.200 | 200.000 | 28 | YES | |
| 16 | 45 | 3.200 | 227.000 | 29 | YES | |
| 17 | 27 | 2.700 | 199.000 | 29 | YES | |
| 18 | 50 | 4.100 | 158.000 | 25 | YES | |
| 19 | 1 | 3.400 | 168.000 | 25 | No | |
| 20 | 3 | 5.000 | 192.000 | 23 | YES | |
| 21 | 7 | 1.400 | 185.000 | 27 | YES | |
| 22 | 38 | 2.000 | 180.000 | 25 | YES | |
| 23 | 34 | 2.200 | 197.000 | 28 | YES | |
| 24 | 46 | 3.000 | 191.000 | 28 | YES | |
| 25 | 37 | 3.400 | 191.000 | 24 | YES | |
| 26 | 26 | 3.700 | 217.000 | 28 | YES | |
| 27 | 49 | 1.800 | 159.000 | 25 | YES | |
| 28 | 19 | 2.000 | 200.000 | 25 | YES | |
| 29 | 39 | 4.900 | 163.000 | 23 | YES | |
| 30 | 8 | 2.600 | 175.000 | 26 | YES | |



Detailed Results for Radar Type 3

| Trial Number | Random Trial used | Pulse Width (μs) | PRI (μs) | No. of Pulses | Pulses Detected | Comment |
|--------------|-------------------|------------------|----------|---------------|-----------------|---------|
| 1 | 35 | 7.300 | 200.000 | 18 | YES | |
| 2 | 19 | 9.600 | 336.000 | 18 | YES | |
| 3 | 41 | 7.700 | 467.000 | 16 | YES | |
| 4 | 48 | 9.000 | 448.000 | 18 | YES | |
| 5 | 20 | 8.200 | 272.000 | 18 | YES | |
| 6 | 2 | 7.500 | 211.000 | 17 | YES | |
| 7 | 40 | 7.400 | 271.000 | 17 | YES | |
| 8 | 21 | 8.100 | 204.000 | 17 | YES | |
| 9 | 38 | 6.300 | 476.000 | 17 | YES | |
| 10 | 16 | 8.900 | 340.000 | 16 | YES | |
| 11 | 50 | 7.700 | 206.000 | 17 | YES | |
| 12 | 43 | 6.700 | 398.000 | 17 | YES | |
| 13 | 47 | 9.800 | 250.000 | 17 | YES | |
| 14 | 15 | 8.100 | 436.000 | 17 | YES | |
| 15 | 4 | 8.300 | 462.000 | 17 | YES | |
| 16 | 8 | 7.000 | 358.000 | 17 | YES | |
| 17 | 37 | 7.500 | 217.000 | 17 | YES | |
| 18 | 14 | 6.600 | 455.000 | 16 | YES | |
| 19 | 28 | 9.800 | 316.000 | 17 | YES | |
| 20 | 42 | 8.600 | 493.000 | 17 | YES | |
| 21 | 34 | 6.400 | 477.000 | 17 | YES | |
| 22 | 6 | 7.500 | 429.000 | 17 | YES | |
| 23 | 22 | 6.500 | 433.000 | 17 | YES | |
| 24 | 46 | 8.500 | 349.000 | 17 | YES | |
| 25 | 36 | 9.800 | 494.000 | 17 | YES | |
| 26 | 49 | 6.500 | 288.000 | 18 | YES | |
| 27 | 32 | 8.700 | 356.000 | 18 | YES | |
| 28 | 13 | 8.400 | 343.000 | 17 | YES | |
| 29 | 24 | 6.000 | 378.000 | 17 | YES | |
| 30 | 25 | 9.600 | 458.000 | 17 | YES | |



Detailed Results for Radar Type 4

| Trial Number | Random Trial used | Pulse Width (μs) | PRI (μs) | No. of Pulses | Pulses Detected | Comment |
|--------------|-------------------|------------------|----------|---------------|-----------------|---------|
| 1 | 5 | 14.100 | 478.000 | 15 | YES | |
| 2 | 4 | 12.600 | 360.000 | 14 | YES | |
| 3 | 43 | 15.800 | 410.000 | 15 | YES | |
| 4 | 29 | 17.300 | 287.000 | 16 | YES | |
| 5 | 45 | 16.700 | 419.000 | 16 | YES | |
| 6 | 21 | 11.700 | 483.000 | 16 | YES | |
| 7 | 7 | 18.600 | 236.000 | 12 | YES | |
| 8 | 23 | 18.300 | 265.000 | 14 | YES | |
| 9 | 9 | 13.300 | 254.000 | 14 | YES | |
| 10 | 30 | 11.800 | 384.000 | 14 | YES | |
| 11 | 36 | 12.500 | 413.000 | 14 | YES | |
| 12 | 25 | 16.600 | 282.000 | 16 | YES | |
| 13 | 48 | 14.500 | 433.000 | 12 | YES | |
| 14 | 49 | 11.100 | 396.000 | 13 | YES | |
| 15 | 10 | 14.200 | 351.000 | 12 | YES | |
| 16 | 37 | 18.100 | 200.000 | 15 | YES | |
| 17 | 35 | 12.600 | 268.000 | 13 | YES | |
| 18 | 40 | 13.600 | 237.000 | 15 | YES | |
| 19 | 42 | 18.500 | 208.000 | 14 | YES | |
| 20 | 24 | 18.100 | 397.000 | 14 | YES | |
| 21 | 38 | 15.500 | 451.000 | 15 | YES | |
| 22 | 39 | 12.400 | 217.000 | 14 | YES | |
| 23 | 34 | 17.300 | 366.000 | 14 | YES | |
| 24 | 13 | 16.000 | 485.000 | 14 | YES | |
| 25 | 6 | 18.500 | 499.000 | 13 | YES | |
| 26 | 1 | 15.900 | 410.000 | 13 | YES | |
| 27 | 20 | 12.300 | 438.000 | 13 | YES | |
| 28 | 31 | 14.400 | 266.000 | 14 | YES | |
| 29 | 16 | 19.900 | 366.000 | 14 | YES | |
| 30 | 14 | 16.600 | 212.000 | 16 | YES | |



Detailed Results for Radar Type 5

| Trial Number | Random Trial used | Pulses Detected | Comment |
|--------------|-------------------|-----------------|--|
| 1 | 15 | YES | For detailed burst data see separate table Type5_Trial1 |
| 2 | 31 | YES | For detailed burst data see separate table Type5_Trial2 |
| 3 | 39 | YES | For detailed burst data see separate table Type5_Trial3 |
| 4 | 45 | YES | For detailed burst data see separate table Type5_Trial4 |
| 5 | 7 | YES | For detailed burst data see separate table Type5_Trial5 |
| 6 | 46 | YES | For detailed burst data see separate table Type5_Trial6 |
| 7 | 30 | YES | For detailed burst data see separate table Type5_Trial7 |
| 8 | 29 | YES | For detailed burst data see separate table Type5_Trial8 |
| 9 | 32 | YES | For detailed burst data see separate table Type5_Trial9 |
| 10 | 49 | YES | For detailed burst data see separate table Type5_Trial10 |
| 11 | 26 | YES | For detailed burst data see separate table Type5_Trial11 |
| 12 | 28 | YES | For detailed burst data see separate table Type5_Trial12 |
| 13 | 25 | YES | For detailed burst data see separate table Type5_Trial13 |
| 14 | 40 | YES | For detailed burst data see separate table Type5_Trial14 |
| 15 | 47 | YES | For detailed burst data see separate table Type5_Trial15 |
| 16 | 34 | YES | For detailed burst data see separate table Type5_Trial16 |
| 17 | 37 | YES | For detailed burst data see separate table Type5_Trial17 |
| 18 | 6 | YES | For detailed burst data see separate table Type5_Trial18 |
| 19 | 44 | YES | For detailed burst data see separate table Type5_Trial19 |
| 20 | 23 | YES | For detailed burst data see separate table Type5_Trial20 |
| 21 | 16 | YES | For detailed burst data see separate table Type5_Trial21 |
| 22 | 13 | YES | For detailed burst data see separate table Type5_Trial22 |
| 23 | 35 | YES | For detailed burst data see separate table Type5_Trial23 |
| 24 | 3 | YES | For detailed burst data see separate table Type5_Trial24 |
| 25 | 5 | YES | For detailed burst data see separate table Type5_Trial25 |
| 26 | 18 | YES | For detailed burst data see separate table Type5_Trial26 |
| 27 | 48 | YES | For detailed burst data see separate table Type5_Trial27 |
| 28 | 9 | YES | For detailed burst data see separate table Type5_Trial28 |
| 29 | 17 | YES | For detailed burst data see separate table Type5_Trial29 |
| 30 | 12 | YES | For detailed burst data see separate table Type5_Trial30 |



Detailed Results for Radar Type 5_Trial 1

| Burst | No. of Pulses | Pulse Width (μs) | Chirp Width (MHz) | Pulse 1-to-2 Spacing (μs) | Pulse 2-to-3 Spacing (μs) | Starting Location Within Interval (μs) |
|-------|---------------|------------------|-------------------|---------------------------|---------------------------|--|
| 1 | 2 | 50.800 | 18.000000 | 1595.000 | --- | 21.000 |
| 2 | 2 | 52.000 | 18.000000 | 1563.000 | --- | 729.000 |
| 3 | 2 | 58.800 | 18.000000 | 1384.000 | --- | 15.000 |
| 4 | 2 | 79.700 | 18.000000 | 979.000 | --- | 261.000 |
| 5 | 1 | 69.500 | 18.000000 | --- | --- | 533.000 |
| 6 | 2 | 98.900 | 18.000000 | 1015.000 | --- | 493.000 |
| 7 | 2 | 82.800 | 18.000000 | 1634.000 | --- | 218.000 |
| 8 | 1 | 70.100 | 18.000000 | --- | --- | 1102.000 |
| 9 | 2 | 89.200 | 18.000000 | 1357.000 | --- | 524.000 |

**Detailed Results for Radar Type 5_Trial 2**

| Burst | No. of Pulses | Pulse Width (μs) | Chirp Width (MHz) | Pulse 1-to-2 Spacing (μs) | Pulse 2-to-3 Spacing (μs) | Starting Location Within Interval (μs) |
|-------|---------------|------------------|-------------------|---------------------------|---------------------------|--|
| 1 | 2 | 78.100 | 10.000000 | 1102.000 | --- | 160.000 |
| 2 | 2 | 51.400 | 10.000000 | 957.000 | --- | 633.000 |
| 3 | 3 | 85.200 | 10.000000 | 1076.000 | 1386.000 | 363.000 |
| 4 | 1 | 96.300 | 10.000000 | --- | --- | 992.000 |
| 5 | 1 | 67.200 | 10.000000 | --- | --- | 751.000 |
| 6 | 3 | 68.900 | 10.000000 | 1284.000 | 1725.000 | 149.000 |
| 7 | 2 | 75.900 | 10.000000 | 958.000 | --- | 690.000 |
| 8 | 2 | 87.000 | 10.000000 | 1715.000 | --- | 512.000 |
| 9 | 1 | 88.500 | 10.000000 | --- | --- | 611.000 |
| 10 | 3 | 61.000 | 10.000000 | 1333.000 | 1179.000 | 361.000 |
| 11 | 1 | 57.000 | 10.000000 | --- | --- | 214.000 |
| 12 | 2 | 55.900 | 10.000000 | 1656.000 | --- | 643.000 |



Detailed Results for Radar Type 5_Trial 3

| Burst | No. of Pulses | Pulse Width (µs) | Chirp Width (MHz) | Pulse 1-to-2 Spacing (µs) | Pulse 2-to-3 Spacing (µs) | Starting Location Within Interval (µs) |
|-------|---------------|------------------|-------------------|---------------------------|---------------------------|--|
| 1 | 1 | 70.600 | 15.000000 | --- | --- | 302.000 |
| 2 | 1 | 74.700 | 15.000000 | --- | --- | 299.000 |
| 3 | 1 | 63.600 | 15.000000 | --- | --- | 82.000 |
| 4 | 2 | 52.100 | 15.000000 | 1812.000 | --- | 536.000 |
| 5 | 1 | 97.500 | 15.000000 | --- | --- | 395.000 |
| 6 | 2 | 96.300 | 15.000000 | 1335.000 | --- | 250.000 |
| 7 | 3 | 70.800 | 15.000000 | 1052.000 | 1243.000 | 462.000 |
| 8 | 3 | 59.600 | 15.000000 | 1059.000 | 1550.000 | 477.000 |
| 9 | 3 | 99.200 | 15.000000 | 1633.000 | 1572.000 | 254.000 |
| 10 | 1 | 53.300 | 15.000000 | --- | --- | 33.000 |
| 11 | 3 | 98.600 | 15.000000 | 1526.000 | 1428.000 | 564.000 |
| 12 | 3 | 89.300 | 15.000000 | 1017.000 | 1662.000 | 221.000 |
| 13 | 1 | 62.700 | 15.000000 | --- | --- | 248.000 |
| 14 | 2 | 70.400 | 15.000000 | 1855.000 | --- | 232.000 |
| 15 | 3 | 61.400 | 15.000000 | 1444.000 | 1073.000 | 470.000 |
| 16 | 1 | 76.000 | 15.000000 | --- | --- | 441.000 |
| 17 | 2 | 90.800 | 15.000000 | 1164.000 | --- | 195.000 |
| 18 | 3 | 65.200 | 15.000000 | 1246.000 | 1582.000 | 246.000 |
| 19 | 3 | 74.700 | 15.000000 | 928.000 | 1671.000 | 194.000 |
| 20 | 2 | 75.100 | 15.000000 | 989.000 | --- | 83.000 |

**Detailed Results for Radar Type 5_Trial 4**

| Burst | No. of Pulses | Pulse Width (μ s) | Chirp Width (MHz) | Pulse 1-to-2 Spacing (μ s) | Pulse 2-to-3 Spacing (μ s) | Starting Location Within Interval (μ s) |
|-------|---------------|------------------------|-------------------|---------------------------------|---------------------------------|--|
| 1 | 2 | 52.400 | 9.000000 | 974.000 | --- | 609.000 |
| 2 | 2 | 55.800 | 9.000000 | 1319.000 | --- | 738.000 |
| 3 | 2 | 58.000 | 9.000000 | 1056.000 | --- | 899.000 |
| 4 | 2 | 50.700 | 9.000000 | 975.000 | --- | 575.000 |
| 5 | 1 | 54.600 | 9.000000 | --- | --- | 73.000 |
| 6 | 2 | 82.900 | 9.000000 | 1205.000 | --- | 107.000 |
| 7 | 2 | 51.100 | 9.000000 | 991.000 | --- | 451.000 |
| 8 | 2 | 94.700 | 9.000000 | 1862.000 | --- | 331.000 |
| 9 | 2 | 65.500 | 9.000000 | 1034.000 | --- | 871.000 |
| 10 | 2 | 62.000 | 9.000000 | 1226.000 | --- | 12.000 |
| 11 | 3 | 65.600 | 9.000000 | 1015.000 | 1040.000 | 157.000 |
| 12 | 2 | 54.800 | 9.000000 | 1350.000 | --- | 641.000 |
| 13 | 2 | 68.900 | 9.000000 | 1496.000 | --- | 791.000 |

**Detailed Results for Radar Type 5_Trial 5**

| Burst | No. of Pulses | Pulse Width (μs) | Chirp Width (MHz) | Pulse 1-to-2 Spacing (μs) | Pulse 2-to-3 Spacing (μs) | Starting Location Within Interval (μs) |
|-------|---------------|------------------|-------------------|---------------------------|---------------------------|--|
| 1 | 3 | 76.300 | 6.000000 | 1673.000 | 1870.000 | 757.000 |
| 2 | 1 | 85.600 | 6.000000 | --- | --- | 712.000 |
| 3 | 2 | 87.400 | 6.000000 | 1495.000 | --- | 427.000 |
| 4 | 2 | 67.800 | 6.000000 | 1430.000 | --- | 153.000 |
| 5 | 1 | 80.900 | 6.000000 | --- | --- | 197.000 |
| 6 | 1 | 80.300 | 6.000000 | --- | --- | 160.000 |
| 7 | 3 | 86.500 | 6.000000 | 1329.000 | 1212.000 | 509.000 |
| 8 | 1 | 96.300 | 6.000000 | --- | --- | 828.000 |
| 9 | 1 | 80.800 | 6.000000 | --- | --- | 306.000 |
| 10 | 2 | 74.900 | 6.000000 | 1636.000 | --- | 609.000 |
| 11 | 3 | 60.400 | 6.000000 | 1278.000 | 1394.000 | 269.000 |
| 12 | 3 | 57.300 | 6.000000 | 1719.000 | 999.000 | 826.000 |
| 13 | 2 | 64.800 | 6.000000 | 1378.000 | --- | 41.000 |
| 14 | 2 | 66.600 | 6.000000 | 933.000 | --- | 631.000 |

**Detailed Results for Radar Type 5_Trial 6**

| Burst | No. of Pulses | Pulse Width (μs) | Chirp Width (MHz) | Pulse 1-to-2 Spacing (μs) | Pulse 2-to-3 Spacing (μs) | Starting Location Within Interval (μs) |
|-------|---------------|------------------|-------------------|---------------------------|---------------------------|--|
| 1 | 3 | 52.300 | 11.000000 | 1799.000 | 1297.000 | 737.000 |
| 2 | 3 | 53.600 | 11.000000 | 1397.000 | 1860.000 | 189.000 |
| 3 | 1 | 59.200 | 11.000000 | --- | --- | 495.000 |
| 4 | 3 | 54.300 | 11.000000 | 1885.000 | 1319.000 | 152.000 |
| 5 | 1 | 75.600 | 11.000000 | --- | --- | 76.000 |
| 6 | 1 | 52.900 | 11.000000 | --- | --- | 190.000 |
| 7 | 1 | 97.700 | 11.000000 | --- | --- | 195.000 |
| 8 | 2 | 50.200 | 11.000000 | 1276.000 | --- | 604.000 |
| 9 | 3 | 95.000 | 11.000000 | 1526.000 | 1582.000 | 267.000 |
| 10 | 3 | 77.500 | 11.000000 | 1494.000 | 1729.000 | 842.000 |
| 11 | 1 | 66.900 | 11.000000 | --- | --- | 144.000 |
| 12 | 2 | 96.100 | 11.000000 | 1441.000 | --- | 435.000 |
| 13 | 3 | 62.500 | 11.000000 | 1037.000 | 1474.000 | 262.000 |
| 14 | 2 | 53.100 | 11.000000 | 1278.000 | --- | 525.000 |



Detailed Results for Radar Type 5_Trial 7

| Burst | No. of Pulses | Pulse Width (μs) | Chirp Width (MHz) | Pulse 1-to-2 Spacing (μs) | Pulse 2-to-3 Spacing (μs) | Starting Location Within Interval (μs) |
|-------|---------------|------------------|-------------------|---------------------------|---------------------------|--|
| 1 | 2 | 77.900 | 16.000000 | 1250.000 | --- | 478.000 |
| 2 | 2 | 69.500 | 16.000000 | 1007.000 | --- | 962.000 |
| 3 | 2 | 74.500 | 16.000000 | 1631.000 | --- | 657.000 |
| 4 | 1 | 93.900 | 16.000000 | --- | --- | 564.000 |
| 5 | 2 | 55.400 | 16.000000 | 949.000 | --- | 59.000 |
| 6 | 3 | 50.400 | 16.000000 | 1162.000 | 1396.000 | 565.000 |
| 7 | 1 | 68.600 | 16.000000 | --- | --- | 732.000 |
| 8 | 3 | 88.700 | 16.000000 | 1750.000 | 1835.000 | 872.000 |
| 9 | 2 | 54.900 | 16.000000 | 1869.000 | --- | 32.000 |
| 10 | 3 | 51.000 | 16.000000 | 970.000 | 1344.000 | 750.000 |
| 11 | 3 | 86.500 | 16.000000 | 1599.000 | 1682.000 | 364.000 |



Detailed Results for Radar Type 5_Trial 8

| Burst | No. of Pulses | Pulse Width (µs) | Chirp Width (MHz) | Pulse 1-to-2 Spacing (µs) | Pulse 2-to-3 Spacing (µs) | Starting Location Within Interval (µs) |
|-------|---------------|------------------|-------------------|---------------------------|---------------------------|--|
| 1 | 2 | 77.400 | 20.000000 | 1666.000 | --- | 613.000 |
| 2 | 3 | 99.600 | 20.000000 | 1128.000 | 1195.000 | 1083.000 |
| 3 | 3 | 95.100 | 20.000000 | 1506.000 | 1563.000 | 362.000 |
| 4 | 1 | 84.300 | 20.000000 | --- | --- | 319.000 |
| 5 | 3 | 88.900 | 20.000000 | 1568.000 | 1152.000 | 604.000 |
| 6 | 2 | 69.200 | 20.000000 | 995.000 | --- | 451.000 |
| 7 | 2 | 81.400 | 20.000000 | 1689.000 | --- | 791.000 |
| 8 | 2 | 88.500 | 20.000000 | 1286.000 | --- | 359.000 |
| 9 | 3 | 70.600 | 20.000000 | 1189.000 | 1825.000 | 241.000 |
| 10 | 3 | 56.000 | 20.000000 | 1217.000 | 1783.000 | 317.000 |

**Detailed Results for Radar Type 5_Trial 9**

| Burst | No. of Pulses | Pulse Width (μs) | Chirp Width (MHz) | Pulse 1-to-2 Spacing (μs) | Pulse 2-to-3 Spacing (μs) | Starting Location Within Interval (μs) |
|-------|---------------|------------------|-------------------|---------------------------|---------------------------|--|
| 1 | 1 | 80.900 | 6.000000 | --- | --- | 565.000 |
| 2 | 3 | 55.800 | 6.000000 | 1708.000 | 1448.000 | 439.000 |
| 3 | 2 | 93.400 | 6.000000 | 985.000 | --- | 706.000 |
| 4 | 2 | 83.200 | 6.000000 | 1912.000 | --- | 758.000 |
| 5 | 3 | 59.100 | 6.000000 | 1594.000 | 1591.000 | 79.000 |
| 6 | 2 | 74.400 | 6.000000 | 939.000 | --- | 107.000 |
| 7 | 3 | 85.400 | 6.000000 | 1733.000 | 1253.000 | 238.000 |
| 8 | 3 | 98.000 | 6.000000 | 1896.000 | 1606.000 | 373.000 |
| 9 | 1 | 92.100 | 6.000000 | --- | --- | 363.000 |
| 10 | 1 | 84.400 | 6.000000 | --- | --- | 227.000 |
| 11 | 2 | 67.400 | 6.000000 | 1272.000 | --- | 646.000 |
| 12 | 3 | 92.000 | 6.000000 | 1831.000 | 1066.000 | 457.000 |
| 13 | 3 | 87.500 | 6.000000 | 1763.000 | 1055.000 | 22.000 |

**Detailed Results for Radar Type 5_Trial 10**

| Burst | No. of Pulses | Pulse Width (µs) | Chirp Width (MHz) | Pulse 1-to-2 Spacing (µs) | Pulse 2-to-3 Spacing (µs) | Starting Location Within Interval (µs) |
|-------|---------------|------------------|-------------------|---------------------------|---------------------------|--|
| 1 | 2 | 69.400 | 19.000000 | 1872.000 | --- | 221.000 |
| 2 | 2 | 59.100 | 19.000000 | 1839.000 | --- | 120.000 |
| 3 | 3 | 76.800 | 19.000000 | 1911.000 | 981.000 | 550.000 |
| 4 | 2 | 70.500 | 19.000000 | 1328.000 | --- | 331.000 |
| 5 | 1 | 63.100 | 19.000000 | --- | --- | 681.000 |
| 6 | 3 | 59.900 | 19.000000 | 1048.000 | 1055.000 | 264.000 |
| 7 | 2 | 50.000 | 19.000000 | 1246.000 | --- | 301.000 |
| 8 | 2 | 53.200 | 19.000000 | 993.000 | --- | 222.000 |
| 9 | 1 | 80.500 | 19.000000 | --- | --- | 496.000 |
| 10 | 2 | 86.900 | 19.000000 | 1135.000 | --- | 371.000 |
| 11 | 3 | 99.000 | 19.000000 | 1818.000 | 935.000 | 639.000 |
| 12 | 3 | 85.200 | 19.000000 | 1495.000 | 1079.000 | 633.000 |
| 13 | 3 | 68.700 | 19.000000 | 1289.000 | 1482.000 | 99.000 |
| 14 | 2 | 85.700 | 19.000000 | 1340.000 | --- | 358.000 |
| 15 | 2 | 82.900 | 19.000000 | 1395.000 | --- | 502.000 |
| 16 | 2 | 53.400 | 19.000000 | 1111.000 | --- | 74.000 |
| 17 | 2 | 97.400 | 19.000000 | 1764.000 | --- | 476.000 |

**Detailed Results for Radar Type 5_Trial 11**

| Burst | No. of Pulses | Pulse Width (μs) | Chirp Width (MHz) | Pulse 1-to-2 Spacing (μs) | Pulse 2-to-3 Spacing (μs) | Starting Location Within Interval (μs) |
|-------|---------------|------------------|-------------------|---------------------------|---------------------------|--|
| 1 | 3 | 56.900 | 7.000000 | 1444.000 | 967.000 | 453.000 |
| 2 | 3 | 59.600 | 7.000000 | 1787.000 | 1144.000 | 206.000 |
| 3 | 3 | 95.100 | 7.000000 | 1708.000 | 1109.000 | 579.000 |
| 4 | 1 | 90.100 | 7.000000 | --- | --- | 554.000 |
| 5 | 1 | 81.600 | 7.000000 | --- | --- | 140.000 |
| 6 | 2 | 78.100 | 7.000000 | 1096.000 | --- | 407.000 |
| 7 | 1 | 99.000 | 7.000000 | --- | --- | 350.000 |
| 8 | 3 | 81.300 | 7.000000 | 1461.000 | 1547.000 | 552.000 |
| 9 | 2 | 54.900 | 7.000000 | 1737.000 | --- | 501.000 |
| 10 | 2 | 54.200 | 7.000000 | 1388.000 | --- | 121.000 |
| 11 | 2 | 86.200 | 7.000000 | 971.000 | --- | 397.000 |
| 12 | 2 | 79.100 | 7.000000 | 1117.000 | --- | 318.000 |
| 13 | 2 | 55.200 | 7.000000 | 1399.000 | --- | 427.000 |
| 14 | 1 | 57.800 | 7.000000 | --- | --- | 441.000 |
| 15 | 2 | 56.500 | 7.000000 | 1323.000 | --- | 397.000 |
| 16 | 1 | 57.200 | 7.000000 | --- | --- | 435.000 |
| 17 | 2 | 71.400 | 7.000000 | 989.000 | --- | 500.000 |
| 18 | 2 | 75.000 | 7.000000 | 1489.000 | --- | 16.000 |
| 19 | 1 | 94.000 | 7.000000 | --- | --- | 44.000 |
| 20 | 3 | 72.700 | 7.000000 | 1153.000 | 1688.000 | 262.000 |



Detailed Results for Radar Type 5_Trial 12

| Burst | No. of Pulses | Pulse Width (µs) | Chirp Width (MHz) | Pulse 1-to-2 Spacing (µs) | Pulse 2-to-3 Spacing (µs) | Starting Location Within Interval (µs) |
|-------|---------------|------------------|-------------------|---------------------------|---------------------------|--|
| 1 | 2 | 97.500 | 12.000000 | 1544.000 | --- | 99.000 |
| 2 | 2 | 65.600 | 12.000000 | 1375.000 | --- | 550.000 |
| 3 | 1 | 68.300 | 12.000000 | --- | --- | 550.000 |
| 4 | 3 | 50.300 | 12.000000 | 1878.000 | 1651.000 | 1131.000 |
| 5 | 3 | 51.700 | 12.000000 | 975.000 | 1518.000 | 102.000 |
| 6 | 3 | 57.200 | 12.000000 | 1700.000 | 1447.000 | 1041.000 |
| 7 | 2 | 98.400 | 12.000000 | 1637.000 | --- | 130.000 |
| 8 | 3 | 58.900 | 12.000000 | 1602.000 | 1161.000 | 38.000 |
| 9 | 2 | 60.100 | 12.000000 | 984.000 | --- | 333.000 |



Detailed Results for Radar Type 5_Trial 13

| Burst | No. of Pulses | Pulse Width (µs) | Chirp Width (MHz) | Pulse 1-to-2 Spacing (µs) | Pulse 2-to-3 Spacing (µs) | Starting Location Within Interval (µs) |
|-------|---------------|------------------|-------------------|---------------------------|---------------------------|--|
| 1 | 2 | 97.100 | 19.000000 | 1539.000 | --- | 378.000 |
| 2 | 2 | 62.500 | 19.000000 | 1931.000 | --- | 586.000 |
| 3 | 3 | 85.200 | 19.000000 | 1860.000 | 942.000 | 473.000 |
| 4 | 2 | 57.800 | 19.000000 | 1401.000 | --- | 394.000 |
| 5 | 1 | 72.100 | 19.000000 | --- | --- | 254.000 |
| 6 | 1 | 92.700 | 19.000000 | --- | --- | 242.000 |
| 7 | 2 | 56.200 | 19.000000 | 1405.000 | --- | 411.000 |
| 8 | 3 | 54.300 | 19.000000 | 1382.000 | 1712.000 | 591.000 |
| 9 | 3 | 88.200 | 19.000000 | 1026.000 | 1680.000 | 17.000 |
| 10 | 3 | 68.200 | 19.000000 | 1051.000 | 1804.000 | 269.000 |
| 11 | 2 | 91.600 | 19.000000 | 1080.000 | --- | 315.000 |
| 12 | 2 | 94.700 | 19.000000 | 1056.000 | --- | 501.000 |
| 13 | 2 | 60.900 | 19.000000 | 1566.000 | --- | 227.000 |
| 14 | 2 | 57.700 | 19.000000 | 1345.000 | --- | 332.000 |
| 15 | 2 | 80.500 | 19.000000 | 1002.000 | --- | 131.000 |
| 16 | 1 | 78.700 | 19.000000 | --- | --- | 51.000 |
| 17 | 2 | 95.800 | 19.000000 | 1851.000 | --- | 346.000 |
| 18 | 3 | 74.500 | 19.000000 | 1430.000 | 1097.000 | 108.000 |
| 19 | 3 | 65.700 | 19.000000 | 1155.000 | 1430.000 | 508.000 |



Detailed Results for Radar Type 5_Trial 14

| Burst | No. of Pulses | Pulse Width (μs) | Chirp Width (MHz) | Pulse 1-to-2 Spacing (μs) | Pulse 2-to-3 Spacing (μs) | Starting Location Within Interval (μs) |
|-------|---------------|------------------|-------------------|---------------------------|---------------------------|--|
| 1 | 2 | 57.400 | 6.000000 | 963.000 | --- | 180.000 |
| 2 | 2 | 93.600 | 6.000000 | 1584.000 | --- | 459.000 |
| 3 | 2 | 80.100 | 6.000000 | 1493.000 | --- | 435.000 |
| 4 | 1 | 64.100 | 6.000000 | --- | --- | 1256.000 |
| 5 | 2 | 67.700 | 6.000000 | 1215.000 | --- | 734.000 |
| 6 | 1 | 96.500 | 6.000000 | --- | --- | 1281.000 |
| 7 | 2 | 81.500 | 6.000000 | 974.000 | --- | 1432.000 |
| 8 | 2 | 66.800 | 6.000000 | 1558.000 | --- | 92.000 |



Detailed Results for Radar Type 5_Trial 15

| Burst | No. of Pulses | Pulse Width (μs) | Chirp Width (MHz) | Pulse 1-to-2 Spacing (μs) | Pulse 2-to-3 Spacing (μs) | Starting Location Within Interval (μs) |
|-------|---------------|------------------|-------------------|---------------------------|---------------------------|--|
| 1 | 3 | 53.000 | 16.000000 | 1731.000 | 1776.000 | 102.000 |
| 2 | 2 | 61.000 | 16.000000 | 988.000 | --- | 570.000 |
| 3 | 1 | 59.900 | 16.000000 | --- | --- | 566.000 |
| 4 | 1 | 85.500 | 16.000000 | --- | --- | 213.000 |
| 5 | 3 | 94.800 | 16.000000 | 1100.000 | 1674.000 | 103.000 |
| 6 | 3 | 81.600 | 16.000000 | 979.000 | 1275.000 | 44.000 |
| 7 | 1 | 57.300 | 16.000000 | --- | --- | 498.000 |
| 8 | 2 | 93.800 | 16.000000 | 999.000 | --- | 772.000 |
| 9 | 2 | 75.100 | 16.000000 | 1593.000 | --- | 686.000 |
| 10 | 3 | 96.400 | 16.000000 | 1515.000 | 1372.000 | 320.000 |
| 11 | 2 | 59.600 | 16.000000 | 1224.000 | --- | 9.000 |
| 12 | 2 | 69.600 | 16.000000 | 1553.000 | --- | 192.000 |
| 13 | 1 | 84.300 | 16.000000 | --- | --- | 102.000 |
| 14 | 3 | 70.600 | 16.000000 | 1234.000 | 961.000 | 644.000 |
| 15 | 1 | 97.700 | 16.000000 | --- | --- | 436.000 |



Detailed Results for Radar Type 5_Trial 16

| Burst | No. of Pulses | Pulse Width (μs) | Chirp Width (MHz) | Pulse 1-to-2 Spacing (μs) | Pulse 2-to-3 Spacing (μs) | Starting Location Within Interval (μs) |
|-------|---------------|------------------|-------------------|---------------------------|---------------------------|--|
| 1 | 2 | 68.600 | 13.000000 | 1614.000 | --- | 278.000 |
| 2 | 3 | 78.700 | 13.000000 | 1230.000 | 1429.000 | 455.000 |
| 3 | 2 | 72.000 | 13.000000 | 1581.000 | --- | 173.000 |
| 4 | 2 | 75.600 | 13.000000 | 977.000 | --- | 212.000 |
| 5 | 2 | 65.500 | 13.000000 | 1725.000 | --- | 589.000 |
| 6 | 2 | 55.000 | 13.000000 | 1600.000 | --- | 3.000 |
| 7 | 1 | 57.000 | 13.000000 | --- | --- | 642.000 |
| 8 | 2 | 70.100 | 13.000000 | 1454.000 | --- | 556.000 |
| 9 | 2 | 52.700 | 13.000000 | 1212.000 | --- | 448.000 |
| 10 | 3 | 61.200 | 13.000000 | 1845.000 | 1035.000 | 543.000 |
| 11 | 2 | 98.000 | 13.000000 | 1740.000 | --- | 298.000 |
| 12 | 2 | 56.300 | 13.000000 | 1488.000 | --- | 3.000 |
| 13 | 3 | 74.200 | 13.000000 | 1454.000 | 1697.000 | 589.000 |
| 14 | 1 | 91.600 | 13.000000 | --- | --- | 282.000 |
| 15 | 3 | 70.600 | 13.000000 | 1578.000 | 1218.000 | 414.000 |



Detailed Results for Radar Type 5_Trial 17

| Burst | No. of Pulses | Pulse Width (µs) | Chirp Width (MHz) | Pulse 1-to-2 Spacing (µs) | Pulse 2-to-3 Spacing (µs) | Starting Location Within Interval (µs) |
|-------|---------------|------------------|-------------------|---------------------------|---------------------------|--|
| 1 | 1 | 84.500 | 5.000000 | --- | --- | 77.000 |
| 2 | 2 | 85.100 | 5.000000 | 1049.000 | --- | 561.000 |
| 3 | 2 | 77.500 | 5.000000 | 1012.000 | --- | 322.000 |
| 4 | 2 | 95.300 | 5.000000 | 1524.000 | --- | 591.000 |
| 5 | 2 | 69.000 | 5.000000 | 1447.000 | --- | 479.000 |
| 6 | 2 | 65.200 | 5.000000 | 1574.000 | --- | 177.000 |
| 7 | 3 | 77.400 | 5.000000 | 1446.000 | 1628.000 | 4.000 |
| 8 | 2 | 58.000 | 5.000000 | 1737.000 | --- | 631.000 |
| 9 | 3 | 58.500 | 5.000000 | 1714.000 | 1626.000 | 330.000 |
| 10 | 1 | 98.600 | 5.000000 | --- | --- | 508.000 |
| 11 | 1 | 73.900 | 5.000000 | --- | --- | 27.000 |
| 12 | 1 | 67.700 | 5.000000 | --- | --- | 157.000 |
| 13 | 1 | 99.000 | 5.000000 | --- | --- | 313.000 |
| 14 | 2 | 76.800 | 5.000000 | 1232.000 | --- | 429.000 |
| 15 | 2 | 89.900 | 5.000000 | 1618.000 | --- | 574.000 |
| 16 | 3 | 88.000 | 5.000000 | 1587.000 | 1221.000 | 326.000 |
| 17 | 1 | 55.100 | 5.000000 | --- | --- | 550.000 |
| 18 | 3 | 93.900 | 5.000000 | 930.000 | 1084.000 | 275.000 |



Detailed Results for Radar Type 5_Trial 18

| Burst | No. of Pulses | Pulse Width (μs) | Chirp Width (MHz) | Pulse 1-to-2 Spacing (μs) | Pulse 2-to-3 Spacing (μs) | Starting Location Within Interval (μs) |
|-------|---------------|------------------|-------------------|---------------------------|---------------------------|--|
| 1 | 1 | 85.200 | 14.000000 | --- | --- | 99.000 |
| 2 | 3 | 59.000 | 14.000000 | 1887.000 | 1086.000 | 687.000 |
| 3 | 1 | 51.000 | 14.000000 | --- | --- | 381.000 |
| 4 | 2 | 84.800 | 14.000000 | 1906.000 | --- | 520.000 |
| 5 | 3 | 83.200 | 14.000000 | 1466.000 | 1170.000 | 910.000 |
| 6 | 3 | 92.300 | 14.000000 | 977.000 | 1255.000 | 1.000 |
| 7 | 2 | 59.400 | 14.000000 | 1674.000 | --- | 732.000 |
| 8 | 2 | 90.700 | 14.000000 | 1058.000 | --- | 642.000 |
| 9 | 3 | 93.100 | 14.000000 | 961.000 | 934.000 | 359.000 |
| 10 | 3 | 74.900 | 14.000000 | 1673.000 | 1639.000 | 602.000 |
| 11 | 2 | 90.800 | 14.000000 | 1227.000 | --- | 430.000 |
| 12 | 3 | 58.500 | 14.000000 | 1625.000 | 1374.000 | 10.000 |
| 13 | 1 | 57.700 | 14.000000 | --- | --- | 804.000 |

**Detailed Results for Radar Type 5_Trial 19**

| Burst | No. of Pulses | Pulse Width (μs) | Chirp Width (MHz) | Pulse 1-to-2 Spacing (μs) | Pulse 2-to-3 Spacing (μs) | Starting Location Within Interval (μs) |
|-------|---------------|------------------|-------------------|---------------------------|---------------------------|--|
| 1 | 3 | 75.600 | 14.000000 | 1717.000 | 1819.000 | 814.000 |
| 2 | 2 | 87.500 | 14.000000 | 1850.000 | --- | 108.000 |
| 3 | 1 | 69.100 | 14.000000 | --- | --- | 310.000 |
| 4 | 2 | 55.800 | 14.000000 | 972.000 | --- | 0.000 |
| 5 | 1 | 90.600 | 14.000000 | --- | --- | 277.000 |
| 6 | 2 | 87.800 | 14.000000 | 1808.000 | --- | 20.000 |
| 7 | 1 | 74.000 | 14.000000 | --- | --- | 35.000 |
| 8 | 3 | 94.800 | 14.000000 | 1120.000 | 938.000 | 554.000 |
| 9 | 2 | 57.200 | 14.000000 | 1619.000 | --- | 141.000 |
| 10 | 1 | 56.000 | 14.000000 | --- | --- | 595.000 |
| 11 | 2 | 99.500 | 14.000000 | 1143.000 | --- | 262.000 |
| 12 | 2 | 66.500 | 14.000000 | 1675.000 | --- | 557.000 |



Detailed Results for Radar Type 5_Trial 20

| Burst | No. of Pulses | Pulse Width (µs) | Chirp Width (MHz) | Pulse 1-to-2 Spacing (µs) | Pulse 2-to-3 Spacing (µs) | Starting Location Within Interval (µs) |
|-------|---------------|------------------|-------------------|---------------------------|---------------------------|--|
| 1 | 2 | 51.000 | 9.000000 | 1731.000 | --- | 259.000 |
| 2 | 2 | 69.300 | 9.000000 | 1762.000 | --- | 617.000 |
| 3 | 1 | 94.600 | 9.000000 | --- | --- | 379.000 |
| 4 | 2 | 65.100 | 9.000000 | 1536.000 | --- | 103.000 |
| 5 | 3 | 51.100 | 9.000000 | 1546.000 | 1400.000 | 650.000 |
| 6 | 2 | 86.100 | 9.000000 | 1619.000 | --- | 221.000 |
| 7 | 1 | 80.000 | 9.000000 | --- | --- | 44.000 |
| 8 | 1 | 60.800 | 9.000000 | --- | --- | 384.000 |
| 9 | 3 | 56.200 | 9.000000 | 1627.000 | 1397.000 | 126.000 |
| 10 | 1 | 99.700 | 9.000000 | --- | --- | 20.000 |
| 11 | 1 | 84.000 | 9.000000 | --- | --- | 411.000 |
| 12 | 3 | 83.100 | 9.000000 | 1223.000 | 1586.000 | 232.000 |
| 13 | 1 | 50.900 | 9.000000 | --- | --- | 179.000 |
| 14 | 1 | 53.200 | 9.000000 | --- | --- | 48.000 |
| 15 | 2 | 71.800 | 9.000000 | 1079.000 | --- | 692.000 |
| 16 | 2 | 66.300 | 9.000000 | 1893.000 | --- | 503.000 |
| 17 | 2 | 51.200 | 9.000000 | 1362.000 | --- | 455.000 |

**Detailed Results for Radar Type 5_Trial 21**

| Burst | No. of Pulses | Pulse Width (μs) | Chirp Width (MHz) | Pulse 1-to-2 Spacing (μs) | Pulse 2-to-3 Spacing (μs) | Starting Location Within Interval (μs) |
|-------|---------------|------------------|-------------------|---------------------------|---------------------------|--|
| 1 | 3 | 53.400 | 13.000000 | 1343.000 | 1742.000 | 651.000 |
| 2 | 1 | 57.300 | 13.000000 | --- | --- | 857.000 |
| 3 | 1 | 61.900 | 13.000000 | --- | --- | 567.000 |
| 4 | 3 | 60.500 | 13.000000 | 1355.000 | 1499.000 | 847.000 |
| 5 | 1 | 62.000 | 13.000000 | --- | --- | 1014.000 |
| 6 | 2 | 94.800 | 13.000000 | 1584.000 | --- | 512.000 |
| 7 | 1 | 64.300 | 13.000000 | --- | --- | 992.000 |
| 8 | 3 | 93.200 | 13.000000 | 1157.000 | 1861.000 | 285.000 |
| 9 | 3 | 56.000 | 13.000000 | 1813.000 | 1900.000 | 1189.000 |
| 10 | 2 | 79.100 | 13.000000 | 1234.000 | --- | 1006.000 |



Detailed Results for Radar Type 5_Trial 22

| Burst | No. of Pulses | Pulse Width (μs) | Chirp Width (MHz) | Pulse 1-to-2 Spacing (μs) | Pulse 2-to-3 Spacing (μs) | Starting Location Within Interval (μs) |
|-------|---------------|------------------|-------------------|---------------------------|---------------------------|--|
| 1 | 1 | 51.100 | 19.000000 | --- | --- | 551.000 |
| 2 | 2 | 85.100 | 19.000000 | 1734.000 | --- | 404.000 |
| 3 | 3 | 52.100 | 19.000000 | 1720.000 | 1874.000 | 512.000 |
| 4 | 1 | 74.000 | 19.000000 | --- | --- | 40.000 |
| 5 | 2 | 52.100 | 19.000000 | 1849.000 | --- | 96.000 |
| 6 | 2 | 76.700 | 19.000000 | 1657.000 | --- | 349.000 |
| 7 | 1 | 55.400 | 19.000000 | --- | --- | 91.000 |
| 8 | 3 | 81.200 | 19.000000 | 1796.000 | 1552.000 | 89.000 |
| 9 | 2 | 60.900 | 19.000000 | 1713.000 | --- | 57.000 |
| 10 | 2 | 57.100 | 19.000000 | 1611.000 | --- | 530.000 |
| 11 | 2 | 50.100 | 19.000000 | 1364.000 | --- | 248.000 |
| 12 | 1 | 89.400 | 19.000000 | --- | --- | 296.000 |
| 13 | 3 | 64.500 | 19.000000 | 1437.000 | 1500.000 | 469.000 |
| 14 | 2 | 72.500 | 19.000000 | 1415.000 | --- | 437.000 |
| 15 | 3 | 72.200 | 19.000000 | 1705.000 | 1577.000 | 554.000 |
| 16 | 2 | 87.800 | 19.000000 | 1175.000 | --- | 48.000 |
| 17 | 2 | 91.300 | 19.000000 | 1613.000 | --- | 537.000 |
| 18 | 2 | 65.400 | 19.000000 | 1307.000 | --- | 194.000 |
| 19 | 1 | 56.300 | 19.000000 | --- | --- | 276.000 |
| 20 | 2 | 68.900 | 19.000000 | 1611.000 | --- | 430.000 |

**Detailed Results for Radar Type 5_Trial 23**

| Burst | No. of Pulses | Pulse Width (μs) | Chirp Width (MHz) | Pulse 1-to-2 Spacing (μs) | Pulse 2-to-3 Spacing (μs) | Starting Location Within Interval (μs) |
|-------|---------------|------------------|-------------------|---------------------------|---------------------------|--|
| 1 | 2 | 52.100 | 18.000000 | 1215.000 | --- | 17.000 |
| 2 | 3 | 99.800 | 18.000000 | 1736.000 | 1673.000 | 148.000 |
| 3 | 2 | 53.200 | 18.000000 | 1233.000 | --- | 12.000 |
| 4 | 1 | 87.200 | 18.000000 | --- | --- | 540.000 |
| 5 | 2 | 75.200 | 18.000000 | 975.000 | --- | 618.000 |
| 6 | 3 | 63.600 | 18.000000 | 1614.000 | 1448.000 | 732.000 |
| 7 | 2 | 61.200 | 18.000000 | 1118.000 | --- | 137.000 |
| 8 | 2 | 86.400 | 18.000000 | 1014.000 | --- | 331.000 |
| 9 | 2 | 79.400 | 18.000000 | 1910.000 | --- | 737.000 |
| 10 | 2 | 84.300 | 18.000000 | 1126.000 | --- | 48.000 |
| 11 | 2 | 81.500 | 18.000000 | 1345.000 | --- | 288.000 |
| 12 | 3 | 81.300 | 18.000000 | 1810.000 | 952.000 | 529.000 |
| 13 | 2 | 94.900 | 18.000000 | 1306.000 | --- | 612.000 |
| 14 | 3 | 69.600 | 18.000000 | 1632.000 | 1730.000 | 692.000 |
| 15 | 3 | 73.300 | 18.000000 | 1015.000 | 1552.000 | 317.000 |
| 16 | 3 | 93.100 | 18.000000 | 1179.000 | 1533.000 | 7.000 |



Detailed Results for Radar Type 5_Trial 24

| Burst | No. of Pulses | Pulse Width (µs) | Chirp Width (MHz) | Pulse 1-to-2 Spacing (µs) | Pulse 2-to-3 Spacing (µs) | Starting Location Within Interval (µs) |
|-------|---------------|------------------|-------------------|---------------------------|---------------------------|--|
| 1 | 2 | 54.600 | 13.000000 | 1482.000 | --- | 997.000 |
| 2 | 3 | 58.000 | 13.000000 | 1111.000 | 999.000 | 712.000 |
| 3 | 3 | 63.400 | 13.000000 | 1268.000 | 1709.000 | 269.000 |
| 4 | 3 | 67.400 | 13.000000 | 1035.000 | 1498.000 | 377.000 |
| 5 | 3 | 70.200 | 13.000000 | 1122.000 | 999.000 | 381.000 |
| 6 | 1 | 92.500 | 13.000000 | --- | --- | 942.000 |
| 7 | 3 | 63.900 | 13.000000 | 1233.000 | 1239.000 | 49.000 |
| 8 | 1 | 67.700 | 13.000000 | --- | --- | 121.000 |
| 9 | 2 | 74.700 | 13.000000 | 1791.000 | --- | 596.000 |
| 10 | 2 | 98.000 | 13.000000 | 1740.000 | --- | 602.000 |



Detailed Results for Radar Type 5_Trial 25

| Burst | No. of Pulses | Pulse Width (μs) | Chirp Width (MHz) | Pulse 1-to-2 Spacing (μs) | Pulse 2-to-3 Spacing (μs) | Starting Location Within Interval (μs) |
|-------|---------------|------------------|-------------------|---------------------------|---------------------------|--|
| 1 | 2 | 58.200 | 10.000000 | 1320.000 | --- | 122.000 |
| 2 | 2 | 66.300 | 10.000000 | 1849.000 | --- | 244.000 |
| 3 | 3 | 62.100 | 10.000000 | 1589.000 | 1390.000 | 229.000 |
| 4 | 2 | 74.300 | 10.000000 | 1184.000 | --- | 976.000 |
| 5 | 1 | 58.600 | 10.000000 | --- | --- | 730.000 |
| 6 | 3 | 82.600 | 10.000000 | 1633.000 | 1513.000 | 669.000 |
| 7 | 1 | 73.100 | 10.000000 | --- | --- | 735.000 |
| 8 | 1 | 90.900 | 10.000000 | --- | --- | 645.000 |
| 9 | 3 | 66.300 | 10.000000 | 1563.000 | 1348.000 | 380.000 |
| 10 | 2 | 54.800 | 10.000000 | 1384.000 | --- | 556.000 |
| 11 | 3 | 65.600 | 10.000000 | 1218.000 | 937.000 | 801.000 |
| 12 | 3 | 74.500 | 10.000000 | 958.000 | 1010.000 | 493.000 |



Detailed Results for Radar Type 5_Trial 26

| Burst | No. of Pulses | Pulse Width (µs) | Chirp Width (MHz) | Pulse 1-to-2 Spacing (µs) | Pulse 2-to-3 Spacing (µs) | Starting Location Within Interval (µs) |
|-------|---------------|------------------|-------------------|---------------------------|---------------------------|--|
| 1 | 1 | 93.600 | 5.000000 | --- | --- | 12.000 |
| 2 | 3 | 75.700 | 5.000000 | 1082.000 | 1831.000 | 391.000 |
| 3 | 1 | 78.600 | 5.000000 | --- | --- | 945.000 |
| 4 | 3 | 97.800 | 5.000000 | 1410.000 | 1227.000 | 166.000 |
| 5 | 2 | 90.700 | 5.000000 | 1124.000 | --- | 67.000 |
| 6 | 2 | 98.300 | 5.000000 | 1313.000 | --- | 512.000 |
| 7 | 3 | 72.800 | 5.000000 | 1011.000 | 1020.000 | 645.000 |
| 8 | 3 | 73.700 | 5.000000 | 1726.000 | 1553.000 | 442.000 |
| 9 | 1 | 90.200 | 5.000000 | --- | --- | 22.000 |
| 10 | 1 | 62.700 | 5.000000 | --- | --- | 746.000 |
| 11 | 3 | 83.300 | 5.000000 | 1501.000 | 1874.000 | 837.000 |
| 12 | 3 | 80.000 | 5.000000 | 1591.000 | 1770.000 | 458.000 |

**Detailed Results for Radar Type 5_Trial 27**

| Burst | No. of Pulses | Pulse Width (μs) | Chirp Width (MHz) | Pulse 1-to-2 Spacing (μs) | Pulse 2-to-3 Spacing (μs) | Starting Location Within Interval (μs) |
|-------|---------------|------------------|-------------------|---------------------------|---------------------------|--|
| 1 | 2 | 97.900 | 7.000000 | 1124.000 | --- | 368.000 |
| 2 | 2 | 94.200 | 7.000000 | 1097.000 | --- | 363.000 |
| 3 | 2 | 95.600 | 7.000000 | 1706.000 | --- | 338.000 |
| 4 | 3 | 60.700 | 7.000000 | 1726.000 | 1788.000 | 628.000 |
| 5 | 2 | 79.600 | 7.000000 | 921.000 | --- | 352.000 |
| 6 | 2 | 55.700 | 7.000000 | 1463.000 | --- | 71.000 |
| 7 | 2 | 92.300 | 7.000000 | 1486.000 | --- | 208.000 |
| 8 | 3 | 59.600 | 7.000000 | 1550.000 | 1830.000 | 605.000 |
| 9 | 2 | 95.900 | 7.000000 | 1529.000 | --- | 727.000 |
| 10 | 2 | 87.500 | 7.000000 | 1521.000 | --- | 637.000 |
| 11 | 3 | 81.100 | 7.000000 | 961.000 | 1815.000 | 593.000 |
| 12 | 3 | 93.000 | 7.000000 | 1246.000 | 1717.000 | 400.000 |
| 13 | 3 | 62.500 | 7.000000 | 1219.000 | 1563.000 | 742.000 |
| 14 | 1 | 70.400 | 7.000000 | --- | --- | 627.000 |
| 15 | 2 | 63.400 | 7.000000 | 1345.000 | --- | 439.000 |
| 16 | 1 | 78.000 | 7.000000 | --- | --- | 663.000 |



Detailed Results for Radar Type 5_Trial 28

| Burst | No. of Pulses | Pulse Width (μs) | Chirp Width (MHz) | Pulse 1-to-2 Spacing (μs) | Pulse 2-to-3 Spacing (μs) | Starting Location Within Interval (μs) |
|-------|---------------|------------------|-------------------|---------------------------|---------------------------|--|
| 1 | 2 | 70.500 | 17.000000 | 956.000 | --- | 247.000 |
| 2 | 3 | 85.800 | 17.000000 | 1726.000 | 1051.000 | 659.000 |
| 3 | 2 | 67.600 | 17.000000 | 1910.000 | --- | 383.000 |
| 4 | 2 | 97.900 | 17.000000 | 1794.000 | --- | 123.000 |
| 5 | 3 | 55.000 | 17.000000 | 1798.000 | 1000.000 | 48.000 |
| 6 | 2 | 55.900 | 17.000000 | 1322.000 | --- | 464.000 |
| 7 | 3 | 53.400 | 17.000000 | 1270.000 | 1431.000 | 347.000 |
| 8 | 2 | 88.300 | 17.000000 | 1417.000 | --- | 544.000 |
| 9 | 2 | 95.600 | 17.000000 | 1228.000 | --- | 453.000 |
| 10 | 2 | 70.400 | 17.000000 | 1039.000 | --- | 291.000 |
| 11 | 2 | 53.000 | 17.000000 | 1860.000 | --- | 689.000 |
| 12 | 1 | 80.600 | 17.000000 | --- | --- | 628.000 |
| 13 | 3 | 67.000 | 17.000000 | 1382.000 | 1724.000 | 487.000 |
| 14 | 2 | 67.300 | 17.000000 | 1895.000 | --- | 682.000 |
| 15 | 2 | 63.100 | 17.000000 | 1171.000 | --- | 343.000 |
| 16 | 2 | 79.400 | 17.000000 | 1369.000 | --- | 186.000 |



Detailed Results for Radar Type 5_Trial 29

| Burst | No. of Pulses | Pulse Width (μs) | Chirp Width (MHz) | Pulse 1-to-2 Spacing (μs) | Pulse 2-to-3 Spacing (μs) | Starting Location Within Interval (μs) |
|-------|---------------|------------------|-------------------|---------------------------|---------------------------|--|
| 1 | 1 | 93.100 | 11.000000 | --- | --- | 422.000 |
| 2 | 3 | 61.300 | 11.000000 | 1194.000 | 1086.000 | 738.000 |
| 3 | 3 | 57.000 | 11.000000 | 1918.000 | 1102.000 | 523.000 |
| 4 | 3 | 91.800 | 11.000000 | 1588.000 | 1798.000 | 874.000 |
| 5 | 3 | 88.600 | 11.000000 | 1491.000 | 1061.000 | 748.000 |
| 6 | 3 | 62.400 | 11.000000 | 1019.000 | 1144.000 | 525.000 |
| 7 | 3 | 88.000 | 11.000000 | 1259.000 | 1713.000 | 641.000 |
| 8 | 2 | 77.700 | 11.000000 | 1025.000 | --- | 383.000 |
| 9 | 1 | 51.800 | 11.000000 | --- | --- | 554.000 |
| 10 | 1 | 55.900 | 11.000000 | --- | --- | 939.000 |
| 11 | 3 | 63.700 | 11.000000 | 1503.000 | 1789.000 | 182.000 |



Detailed Results for Radar Type 5_Trial 30

| Burst | No. of Pulses | Pulse Width (μs) | Chirp Width (MHz) | Pulse 1-to-2 Spacing (μs) | Pulse 2-to-3 Spacing (μs) | Starting Location Within Interval (μs) |
|-------|---------------|------------------|-------------------|---------------------------|---------------------------|--|
| 1 | 2 | 80.800 | 17.000000 | 1865.000 | --- | 407.000 |
| 2 | 2 | 65.200 | 17.000000 | 1617.000 | --- | 541.000 |
| 3 | 2 | 55.500 | 17.000000 | 1012.000 | --- | 474.000 |
| 4 | 2 | 97.400 | 17.000000 | 1402.000 | --- | 157.000 |
| 5 | 2 | 70.500 | 17.000000 | 1522.000 | --- | 531.000 |
| 6 | 2 | 84.400 | 17.000000 | 1207.000 | --- | 573.000 |
| 7 | 3 | 86.000 | 17.000000 | 1566.000 | 1277.000 | 121.000 |
| 8 | 2 | 76.800 | 17.000000 | 1481.000 | --- | 136.000 |
| 9 | 2 | 87.400 | 17.000000 | 993.000 | --- | 227.000 |
| 10 | 2 | 56.300 | 17.000000 | 1384.000 | --- | 27.000 |
| 11 | 3 | 86.700 | 17.000000 | 920.000 | 1181.000 | 224.000 |
| 12 | 3 | 81.000 | 17.000000 | 959.000 | 1111.000 | 506.000 |
| 13 | 2 | 50.500 | 17.000000 | 1891.000 | --- | 173.000 |
| 14 | 2 | 92.000 | 17.000000 | 1263.000 | --- | 553.000 |
| 15 | 2 | 62.200 | 17.000000 | 1469.000 | --- | 311.000 |
| 16 | 2 | 69.400 | 17.000000 | 1007.000 | --- | 332.000 |
| 17 | 3 | 65.600 | 17.000000 | 1335.000 | 1823.000 | 519.000 |
| 18 | 2 | 70.300 | 17.000000 | 1590.000 | --- | 96.000 |
| 19 | 3 | 78.100 | 17.000000 | 1361.000 | 1775.000 | 12.000 |



Detailed Results for Radar Type 6

| Trial Number | Pulse Width (μs) | PRI (μs) | No. of Pulses | Pulses Detected | Comment |
|--------------|------------------|----------|---------------|-----------------|---------|
| 1 | 1.000 | 300.000 | 9 | YES | |
| 2 | 1.000 | 300.000 | 9 | YES | |
| 3 | 1.000 | 300.000 | 9 | YES | |
| 4 | 1.000 | 300.000 | 9 | YES | |
| 5 | 1.000 | 300.000 | 9 | YES | |
| 6 | 1.000 | 300.000 | 9 | YES | |
| 7 | 1.000 | 300.000 | 9 | YES | |
| 8 | 1.000 | 300.000 | 9 | YES | |
| 9 | 1.000 | 300.000 | 9 | YES | |
| 10 | 1.000 | 300.000 | 9 | YES | |
| 11 | 1.000 | 300.000 | 9 | YES | |
| 12 | 1.000 | 300.000 | 9 | YES | |
| 13 | 1.000 | 300.000 | 9 | YES | |
| 14 | 1.000 | 300.000 | 9 | YES | |
| 15 | 1.000 | 300.000 | 9 | YES | |
| 16 | 1.000 | 300.000 | 9 | YES | |
| 17 | 1.000 | 300.000 | 9 | No | |
| 18 | 1.000 | 300.000 | 9 | YES | |
| 19 | 1.000 | 300.000 | 9 | YES | |
| 20 | 1.000 | 300.000 | 9 | YES | |
| 21 | 1.000 | 300.000 | 9 | YES | |
| 22 | 1.000 | 300.000 | 9 | YES | |
| 23 | 1.000 | 300.000 | 9 | YES | |
| 24 | 1.000 | 300.000 | 9 | YES | |
| 25 | 1.000 | 300.000 | 9 | YES | |
| 26 | 1.000 | 300.000 | 9 | YES | |
| 27 | 1.000 | 300.000 | 9 | YES | |
| 28 | 1.000 | 300.000 | 9 | YES | |
| 29 | 1.000 | 300.000 | 9 | YES | |
| 30 | 1.000 | 300.000 | 9 | YES | |



7.6.4. Test Result for 802.11ax 160MHz mode

Measurement Summary

| DUT Frequency (MHz) | Radar Type No. | Detection count | Percentage of Detection Px | Detection Limit | Overall Result | Overall Comment |
|---------------------|----------------|-----------------|----------------------------|-----------------|----------------|-----------------|
| 5250.000000 | 1 | 29 of 30 | 96.67% | 60.0 % | PASS | |
| 5250.000000 | 2 | 30 of 30 | 100.00% | 60.0 % | PASS | |
| 5250.000000 | 3 | 28 of 30 | 93.33% | 60.0 % | PASS | |
| 5250.000000 | 4 | 29 of 30 | 96.67% | 60.0 % | PASS | |
| 5250.000000 | 5 | 30 of 30 | 100.00% | 80.0 % | PASS | |
| 5250.000000 | 6 | 29 of 30 | 96.67% | 70.0 % | PASS | |

Aggregate Results for Short Pulse Radar Type 1-4

| Aggregate Calculation as follows | Aggregate Percentage | Aggregate Limit | Aggregate Result | Aggregate Comment |
|----------------------------------|----------------------|-----------------|------------------|-------------------|
| $(P1 + P2 + P3 + P4) / 4$ | 96.67% | 80.0 % | PASS | |



Detailed Results for Radar Type 1

| Trial Number | Random Trial used | Pulse Width (μs) | PRI (μs) | No. of Pulses | Pulses Detected | Comment |
|--------------|-------------------|------------------|----------|---------------|-----------------|---------|
| 1 | 2 | 1.000 | 538.000 | 99 | YES | |
| 2 | 37 | 1.000 | 1791.000 | 30 | YES | |
| 3 | 6 | 1.000 | 618.000 | 86 | No | |
| 4 | 9 | 1.000 | 678.000 | 78 | YES | |
| 5 | 44 | 1.000 | 2474.000 | 22 | YES | |
| 6 | 46 | 1.000 | 2669.000 | 20 | YES | |
| 7 | 26 | 1.000 | 717.000 | 74 | YES | |
| 8 | 41 | 1.000 | 2181.000 | 25 | YES | |
| 9 | 16 | 1.000 | 818.000 | 65 | YES | |
| 10 | 20 | 1.000 | 898.000 | 59 | YES | |
| 11 | 22 | 1.000 | 938.000 | 57 | YES | |
| 12 | 34 | 1.000 | 1498.000 | 36 | YES | |
| 13 | 47 | 1.000 | 2767.000 | 20 | YES | |
| 14 | 4 | 1.000 | 578.000 | 92 | YES | |
| 15 | 11 | 1.000 | 718.000 | 74 | YES | |
| 16 | 21 | 1.000 | 918.000 | 58 | YES | |
| 17 | 31 | 1.000 | 1205.000 | 44 | YES | |
| 18 | 25 | 1.000 | 620.000 | 86 | YES | |
| 19 | 40 | 1.000 | 2084.000 | 26 | YES | |
| 20 | 48 | 1.000 | 2864.000 | 19 | YES | |
| 21 | 38 | 1.000 | 1888.000 | 28 | YES | |
| 22 | 7 | 1.000 | 638.000 | 83 | YES | |
| 23 | 14 | 1.000 | 778.000 | 68 | YES | |
| 24 | 45 | 1.000 | 2572.000 | 21 | YES | |
| 25 | 39 | 1.000 | 1986.000 | 27 | YES | |
| 26 | 3 | 1.000 | 558.000 | 95 | YES | |
| 27 | 35 | 1.000 | 1596.000 | 34 | YES | |
| 28 | 10 | 1.000 | 698.000 | 76 | YES | |
| 29 | 43 | 1.000 | 2376.000 | 23 | YES | |
| 30 | 15 | 1.000 | 798.000 | 67 | YES | |



Detailed Results for Radar Type 2

| Trial Number | Random Trial used | Pulse Width (μs) | PRI (μs) | No. of Pulses | Pulses Detected | Comment |
|--------------|-------------------|------------------|----------|---------------|-----------------|---------|
| 1 | 31 | 4.000 | 154.000 | 28 | YES | |
| 2 | 26 | 3.700 | 217.000 | 28 | YES | |
| 3 | 15 | 2.200 | 180.000 | 29 | YES | |
| 4 | 49 | 1.800 | 159.000 | 25 | YES | |
| 5 | 35 | 1.200 | 206.000 | 24 | YES | |
| 6 | 40 | 3.600 | 230.000 | 27 | YES | |
| 7 | 34 | 2.200 | 197.000 | 28 | YES | |
| 8 | 43 | 4.100 | 153.000 | 24 | YES | |
| 9 | 39 | 4.900 | 163.000 | 23 | YES | |
| 10 | 36 | 3.200 | 200.000 | 28 | YES | |
| 11 | 14 | 4.800 | 175.000 | 24 | YES | |
| 12 | 9 | 3.900 | 212.000 | 27 | YES | |
| 13 | 6 | 3.700 | 161.000 | 26 | YES | |
| 14 | 32 | 3.700 | 222.000 | 26 | YES | |
| 15 | 7 | 1.400 | 185.000 | 27 | YES | |
| 16 | 30 | 4.200 | 173.000 | 25 | YES | |
| 17 | 22 | 2.400 | 209.000 | 26 | YES | |
| 18 | 11 | 1.700 | 224.000 | 23 | YES | |
| 19 | 3 | 5.000 | 192.000 | 23 | YES | |
| 20 | 37 | 3.400 | 191.000 | 24 | YES | |
| 21 | 33 | 2.100 | 228.000 | 28 | YES | |
| 22 | 50 | 4.100 | 158.000 | 25 | YES | |
| 23 | 42 | 2.500 | 215.000 | 28 | YES | |
| 24 | 28 | 1.700 | 216.000 | 27 | YES | |
| 25 | 4 | 4.700 | 200.000 | 23 | YES | |
| 26 | 23 | 3.800 | 187.000 | 28 | YES | |
| 27 | 18 | 2.000 | 153.000 | 24 | YES | |
| 28 | 21 | 3.600 | 193.000 | 28 | YES | |
| 29 | 25 | 4.400 | 202.000 | 24 | YES | |
| 30 | 48 | 4.200 | 227.000 | 24 | YES | |



Detailed Results for Radar Type 3

| Trial Number | Random Trial used | Pulse Width (μs) | PRI (μs) | No. of Pulses | Pulses Detected | Comment |
|--------------|-------------------|------------------|----------|---------------|-----------------|---------|
| 1 | 36 | 9.800 | 494.000 | 17 | YES | |
| 2 | 9 | 6.300 | 454.000 | 17 | YES | |
| 3 | 4 | 8.300 | 462.000 | 17 | YES | |
| 4 | 25 | 9.600 | 458.000 | 17 | YES | |
| 5 | 23 | 9.700 | 256.000 | 16 | YES | |
| 6 | 3 | 9.500 | 297.000 | 16 | YES | |
| 7 | 7 | 6.500 | 466.000 | 17 | YES | |
| 8 | 48 | 9.000 | 448.000 | 18 | YES | |
| 9 | 35 | 7.300 | 200.000 | 18 | YES | |
| 10 | 10 | 9.800 | 206.000 | 17 | YES | |
| 11 | 34 | 6.400 | 477.000 | 17 | YES | |
| 12 | 27 | 6.600 | 301.000 | 17 | YES | |
| 13 | 47 | 9.800 | 250.000 | 17 | YES | |
| 14 | 43 | 6.700 | 398.000 | 17 | YES | |
| 15 | 17 | 8.700 | 413.000 | 17 | YES | |
| 16 | 11 | 9.000 | 500.000 | 16 | YES | |
| 17 | 50 | 7.700 | 206.000 | 17 | YES | |
| 18 | 21 | 8.100 | 204.000 | 17 | YES | |
| 19 | 40 | 7.400 | 271.000 | 17 | YES | |
| 20 | 38 | 6.300 | 476.000 | 17 | YES | |
| 21 | 2 | 7.500 | 211.000 | 17 | YES | |
| 22 | 44 | 7.100 | 457.000 | 16 | YES | |
| 23 | 22 | 6.500 | 433.000 | 17 | YES | |
| 24 | 1 | 8.000 | 494.000 | 18 | No | |
| 25 | 45 | 6.700 | 426.000 | 17 | YES | |
| 26 | 33 | 9.000 | 430.000 | 18 | No | |
| 27 | 15 | 8.100 | 436.000 | 17 | YES | |
| 28 | 8 | 7.000 | 358.000 | 17 | YES | |
| 29 | 31 | 8.800 | 487.000 | 17 | YES | |
| 30 | 20 | 8.200 | 272.000 | 18 | YES | |



Detailed Results for Radar Type 4

| Trial Number | Random Trial used | Pulse Width (μs) | PRI (μs) | No. of Pulses | Pulses Detected | Comment |
|--------------|-------------------|------------------|----------|---------------|-----------------|---------|
| 1 | 20 | 12.300 | 438.000 | 13 | YES | |
| 2 | 13 | 16.000 | 485.000 | 14 | YES | |
| 3 | 29 | 17.300 | 287.000 | 16 | YES | |
| 4 | 11 | 14.900 | 223.000 | 12 | YES | |
| 5 | 38 | 15.500 | 451.000 | 15 | YES | |
| 6 | 35 | 12.600 | 268.000 | 13 | YES | |
| 7 | 18 | 15.600 | 420.000 | 15 | YES | |
| 8 | 15 | 14.700 | 324.000 | 13 | YES | |
| 9 | 46 | 15.300 | 488.000 | 14 | YES | |
| 10 | 3 | 13.600 | 398.000 | 15 | YES | |
| 11 | 39 | 12.400 | 217.000 | 14 | YES | |
| 12 | 49 | 11.100 | 396.000 | 13 | YES | |
| 13 | 2 | 19.900 | 428.000 | 12 | YES | |
| 14 | 9 | 13.300 | 254.000 | 14 | YES | |
| 15 | 32 | 12.600 | 293.000 | 15 | YES | |
| 16 | 34 | 17.300 | 366.000 | 14 | YES | |
| 17 | 40 | 13.600 | 237.000 | 15 | YES | |
| 18 | 6 | 18.500 | 499.000 | 13 | YES | |
| 19 | 23 | 18.300 | 265.000 | 14 | No | |
| 20 | 48 | 14.500 | 433.000 | 12 | YES | |
| 21 | 19 | 15.700 | 403.000 | 16 | YES | |
| 22 | 4 | 12.600 | 360.000 | 14 | YES | |
| 23 | 41 | 13.300 | 439.000 | 14 | YES | |
| 24 | 47 | 17.700 | 416.000 | 12 | YES | |
| 25 | 24 | 18.100 | 397.000 | 14 | YES | |
| 26 | 31 | 14.400 | 266.000 | 14 | YES | |
| 27 | 43 | 15.800 | 410.000 | 15 | YES | |
| 28 | 25 | 16.600 | 282.000 | 16 | YES | |
| 29 | 37 | 18.100 | 200.000 | 15 | YES | |
| 30 | 28 | 13.000 | 309.000 | 14 | YES | |



Detailed Results for Radar Type 5

| Trial Number | Random Trial used | Pulses Detected | Comment |
|--------------|-------------------|-----------------|--|
| 1 | 46 | YES | For detailed burst data see separate table Type5_Trial1 |
| 2 | 7 | YES | For detailed burst data see separate table Type5_Trial2 |
| 3 | 11 | YES | For detailed burst data see separate table Type5_Trial3 |
| 4 | 10 | YES | For detailed burst data see separate table Type5_Trial4 |
| 5 | 6 | YES | For detailed burst data see separate table Type5_Trial5 |
| 6 | 40 | YES | For detailed burst data see separate table Type5_Trial6 |
| 7 | 17 | YES | For detailed burst data see separate table Type5_Trial7 |
| 8 | 31 | YES | For detailed burst data see separate table Type5_Trial8 |
| 9 | 22 | YES | For detailed burst data see separate table Type5_Trial9 |
| 10 | 39 | YES | For detailed burst data see separate table Type5_Trial10 |
| 11 | 30 | YES | For detailed burst data see separate table Type5_Trial11 |
| 12 | 19 | YES | For detailed burst data see separate table Type5_Trial12 |
| 13 | 29 | YES | For detailed burst data see separate table Type5_Trial13 |
| 14 | 1 | YES | For detailed burst data see separate table Type5_Trial14 |
| 15 | 5 | YES | For detailed burst data see separate table Type5_Trial15 |
| 16 | 25 | YES | For detailed burst data see separate table Type5_Trial16 |
| 17 | 18 | YES | For detailed burst data see separate table Type5_Trial17 |
| 18 | 41 | YES | For detailed burst data see separate table Type5_Trial18 |
| 19 | 20 | YES | For detailed burst data see separate table Type5_Trial19 |
| 20 | 12 | YES | For detailed burst data see separate table Type5_Trial20 |
| 21 | 43 | YES | For detailed burst data see separate table Type5_Trial21 |
| 22 | 15 | YES | For detailed burst data see separate table Type5_Trial22 |
| 23 | 28 | YES | For detailed burst data see separate table Type5_Trial23 |
| 24 | 21 | YES | For detailed burst data see separate table Type5_Trial24 |
| 25 | 33 | YES | For detailed burst data see separate table Type5_Trial25 |
| 26 | 49 | YES | For detailed burst data see separate table Type5_Trial26 |
| 27 | 26 | YES | For detailed burst data see separate table Type5_Trial27 |
| 28 | 47 | YES | For detailed burst data see separate table Type5_Trial28 |
| 29 | 48 | YES | For detailed burst data see separate table Type5_Trial29 |
| 30 | 8 | YES | For detailed burst data see separate table Type5_Trial30 |

**Detailed Results for Radar Type 5_Trial 1**

| Burst | No. of Pulses | Pulse Width (μs) | Chirp Width (MHz) | Pulse 1-to-2 Spacing (μs) | Pulse 2-to-3 Spacing (μs) | Starting Location Within Interval (μs) |
|-------|---------------|------------------|-------------------|---------------------------|---------------------------|--|
| 1 | 3 | 52.300 | 11.000000 | 1799.000 | 1297.000 | 737.000 |
| 2 | 3 | 53.600 | 11.000000 | 1397.000 | 1860.000 | 189.000 |
| 3 | 1 | 59.200 | 11.000000 | --- | --- | 495.000 |
| 4 | 3 | 54.300 | 11.000000 | 1885.000 | 1319.000 | 152.000 |
| 5 | 1 | 75.600 | 11.000000 | --- | --- | 76.000 |
| 6 | 1 | 52.900 | 11.000000 | --- | --- | 190.000 |
| 7 | 1 | 97.700 | 11.000000 | --- | --- | 195.000 |
| 8 | 2 | 50.200 | 11.000000 | 1276.000 | --- | 604.000 |
| 9 | 3 | 95.000 | 11.000000 | 1526.000 | 1582.000 | 267.000 |
| 10 | 3 | 77.500 | 11.000000 | 1494.000 | 1729.000 | 842.000 |
| 11 | 1 | 66.900 | 11.000000 | --- | --- | 144.000 |
| 12 | 2 | 96.100 | 11.000000 | 1441.000 | --- | 435.000 |
| 13 | 3 | 62.500 | 11.000000 | 1037.000 | 1474.000 | 262.000 |
| 14 | 2 | 53.100 | 11.000000 | 1278.000 | --- | 525.000 |

**Detailed Results for Radar Type 5_Trial 2**

| Burst | No. of Pulses | Pulse Width (μs) | Chirp Width (MHz) | Pulse 1-to-2 Spacing (μs) | Pulse 2-to-3 Spacing (μs) | Starting Location Within Interval (μs) |
|-------|---------------|------------------|-------------------|---------------------------|---------------------------|--|
| 1 | 3 | 76.300 | 6.000000 | 1673.000 | 1870.000 | 757.000 |
| 2 | 1 | 85.600 | 6.000000 | --- | --- | 712.000 |
| 3 | 2 | 87.400 | 6.000000 | 1495.000 | --- | 427.000 |
| 4 | 2 | 67.800 | 6.000000 | 1430.000 | --- | 153.000 |
| 5 | 1 | 80.900 | 6.000000 | --- | --- | 197.000 |
| 6 | 1 | 80.300 | 6.000000 | --- | --- | 160.000 |
| 7 | 3 | 86.500 | 6.000000 | 1329.000 | 1212.000 | 509.000 |
| 8 | 1 | 96.300 | 6.000000 | --- | --- | 828.000 |
| 9 | 1 | 80.800 | 6.000000 | --- | --- | 306.000 |
| 10 | 2 | 74.900 | 6.000000 | 1636.000 | --- | 609.000 |
| 11 | 3 | 60.400 | 6.000000 | 1278.000 | 1394.000 | 269.000 |
| 12 | 3 | 57.300 | 6.000000 | 1719.000 | 999.000 | 826.000 |
| 13 | 2 | 64.800 | 6.000000 | 1378.000 | --- | 41.000 |
| 14 | 2 | 66.600 | 6.000000 | 933.000 | --- | 631.000 |



Detailed Results for Radar Type 5_Trial 3

| Burst | No. of Pulses | Pulse Width (µs) | Chirp Width (MHz) | Pulse 1-to-2 Spacing (µs) | Pulse 2-to-3 Spacing (µs) | Starting Location Within Interval (µs) |
|-------|---------------|------------------|-------------------|---------------------------|---------------------------|--|
| 1 | 3 | 61.700 | 11.000000 | 1264.000 | 1572.000 | 640.000 |
| 2 | 3 | 82.600 | 11.000000 | 923.000 | 1387.000 | 439.000 |
| 3 | 2 | 74.800 | 11.000000 | 1230.000 | --- | 16.000 |
| 4 | 2 | 77.700 | 11.000000 | 1544.000 | --- | 613.000 |
| 5 | 1 | 80.400 | 11.000000 | --- | --- | 213.000 |
| 6 | 3 | 88.700 | 11.000000 | 1316.000 | 1461.000 | 568.000 |
| 7 | 3 | 78.100 | 11.000000 | 1065.000 | 1167.000 | 387.000 |
| 8 | 2 | 56.600 | 11.000000 | 1454.000 | --- | 647.000 |
| 9 | 1 | 63.600 | 11.000000 | --- | --- | 285.000 |
| 10 | 2 | 73.100 | 11.000000 | 1369.000 | --- | 189.000 |
| 11 | 2 | 67.900 | 11.000000 | 994.000 | --- | 165.000 |
| 12 | 2 | 76.500 | 11.000000 | 1164.000 | --- | 480.000 |
| 13 | 1 | 63.700 | 11.000000 | --- | --- | 28.000 |
| 14 | 2 | 70.100 | 11.000000 | 1823.000 | --- | 516.000 |
| 15 | 2 | 90.400 | 11.000000 | 1694.000 | --- | 561.000 |
| 16 | 2 | 87.700 | 11.000000 | 1528.000 | --- | 420.000 |
| 17 | 3 | 77.700 | 11.000000 | 1339.000 | 1407.000 | 61.000 |
| 18 | 1 | 81.300 | 11.000000 | --- | --- | 67.000 |



Detailed Results for Radar Type 5_Trial 4

| Burst | No. of Pulses | Pulse Width (µs) | Chirp Width (MHz) | Pulse 1-to-2 Spacing (µs) | Pulse 2-to-3 Spacing (µs) | Starting Location Within Interval (µs) |
|-------|---------------|------------------|-------------------|---------------------------|---------------------------|--|
| 1 | 3 | 64.900 | 8.000000 | 1505.000 | 942.000 | 403.000 |
| 2 | 2 | 74.300 | 8.000000 | 1789.000 | --- | 177.000 |
| 3 | 3 | 70.800 | 8.000000 | 1084.000 | 1077.000 | 477.000 |
| 4 | 2 | 89.800 | 8.000000 | 1727.000 | --- | 39.000 |
| 5 | 2 | 93.800 | 8.000000 | 1220.000 | --- | 581.000 |
| 6 | 3 | 71.300 | 8.000000 | 1699.000 | 1079.000 | 519.000 |
| 7 | 2 | 73.200 | 8.000000 | 1306.000 | --- | 9.000 |
| 8 | 2 | 78.200 | 8.000000 | 1010.000 | --- | 72.000 |
| 9 | 3 | 65.600 | 8.000000 | 1443.000 | 1201.000 | 152.000 |
| 10 | 2 | 80.300 | 8.000000 | 1521.000 | --- | 187.000 |
| 11 | 1 | 53.000 | 8.000000 | --- | --- | 669.000 |
| 12 | 2 | 97.600 | 8.000000 | 1808.000 | --- | 558.000 |
| 13 | 2 | 69.000 | 8.000000 | 1583.000 | --- | 502.000 |
| 14 | 3 | 98.300 | 8.000000 | 1282.000 | 1548.000 | 356.000 |
| 15 | 3 | 58.000 | 8.000000 | 1058.000 | 1448.000 | 179.000 |
| 16 | 2 | 53.300 | 8.000000 | 993.000 | --- | 253.000 |
| 17 | 2 | 78.600 | 8.000000 | 1265.000 | --- | 413.000 |



Detailed Results for Radar Type 5_Trial 5

| Burst | No. of Pulses | Pulse Width (μs) | Chirp Width (MHz) | Pulse 1-to-2 Spacing (μs) | Pulse 2-to-3 Spacing (μs) | Starting Location Within Interval (μs) |
|-------|---------------|------------------|-------------------|---------------------------|---------------------------|--|
| 1 | 1 | 85.200 | 14.000000 | --- | --- | 99.000 |
| 2 | 3 | 59.000 | 14.000000 | 1887.000 | 1086.000 | 687.000 |
| 3 | 1 | 51.000 | 14.000000 | --- | --- | 381.000 |
| 4 | 2 | 84.800 | 14.000000 | 1906.000 | --- | 520.000 |
| 5 | 3 | 83.200 | 14.000000 | 1466.000 | 1170.000 | 910.000 |
| 6 | 3 | 92.300 | 14.000000 | 977.000 | 1255.000 | 1.000 |
| 7 | 2 | 59.400 | 14.000000 | 1674.000 | --- | 732.000 |
| 8 | 2 | 90.700 | 14.000000 | 1058.000 | --- | 642.000 |
| 9 | 3 | 93.100 | 14.000000 | 961.000 | 934.000 | 359.000 |
| 10 | 3 | 74.900 | 14.000000 | 1673.000 | 1639.000 | 602.000 |
| 11 | 2 | 90.800 | 14.000000 | 1227.000 | --- | 430.000 |
| 12 | 3 | 58.500 | 14.000000 | 1625.000 | 1374.000 | 10.000 |
| 13 | 1 | 57.700 | 14.000000 | --- | --- | 804.000 |



Detailed Results for Radar Type 5_Trial 6

| Burst | No. of Pulses | Pulse Width (μs) | Chirp Width (MHz) | Pulse 1-to-2 Spacing (μs) | Pulse 2-to-3 Spacing (μs) | Starting Location Within Interval (μs) |
|-------|---------------|------------------|-------------------|---------------------------|---------------------------|--|
| 1 | 2 | 57.400 | 6.000000 | 963.000 | --- | 180.000 |
| 2 | 2 | 93.600 | 6.000000 | 1584.000 | --- | 459.000 |
| 3 | 2 | 80.100 | 6.000000 | 1493.000 | --- | 435.000 |
| 4 | 1 | 64.100 | 6.000000 | --- | --- | 1256.000 |
| 5 | 2 | 67.700 | 6.000000 | 1215.000 | --- | 734.000 |
| 6 | 1 | 96.500 | 6.000000 | --- | --- | 1281.000 |
| 7 | 2 | 81.500 | 6.000000 | 974.000 | --- | 1432.000 |
| 8 | 2 | 66.800 | 6.000000 | 1558.000 | --- | 92.000 |



Detailed Results for Radar Type 5_Trial 7

| Burst | No. of Pulses | Pulse Width (µs) | Chirp Width (MHz) | Pulse 1-to-2 Spacing (µs) | Pulse 2-to-3 Spacing (µs) | Starting Location Within Interval (µs) |
|-------|---------------|------------------|-------------------|---------------------------|---------------------------|--|
| 1 | 1 | 93.100 | 11.000000 | --- | --- | 422.000 |
| 2 | 3 | 61.300 | 11.000000 | 1194.000 | 1086.000 | 738.000 |
| 3 | 3 | 57.000 | 11.000000 | 1918.000 | 1102.000 | 523.000 |
| 4 | 3 | 91.800 | 11.000000 | 1588.000 | 1798.000 | 874.000 |
| 5 | 3 | 88.600 | 11.000000 | 1491.000 | 1061.000 | 748.000 |
| 6 | 3 | 62.400 | 11.000000 | 1019.000 | 1144.000 | 525.000 |
| 7 | 3 | 88.000 | 11.000000 | 1259.000 | 1713.000 | 641.000 |
| 8 | 2 | 77.700 | 11.000000 | 1025.000 | --- | 383.000 |
| 9 | 1 | 51.800 | 11.000000 | --- | --- | 554.000 |
| 10 | 1 | 55.900 | 11.000000 | --- | --- | 939.000 |
| 11 | 3 | 63.700 | 11.000000 | 1503.000 | 1789.000 | 182.000 |

**Detailed Results for Radar Type 5_Trial 8**

| Burst | No. of Pulses | Pulse Width (μs) | Chirp Width (MHz) | Pulse 1-to-2 Spacing (μs) | Pulse 2-to-3 Spacing (μs) | Starting Location Within Interval (μs) |
|-------|---------------|------------------|-------------------|---------------------------|---------------------------|--|
| 1 | 2 | 78.100 | 10.000000 | 1102.000 | --- | 160.000 |
| 2 | 2 | 51.400 | 10.000000 | 957.000 | --- | 633.000 |
| 3 | 3 | 85.200 | 10.000000 | 1076.000 | 1386.000 | 363.000 |
| 4 | 1 | 96.300 | 10.000000 | --- | --- | 992.000 |
| 5 | 1 | 67.200 | 10.000000 | --- | --- | 751.000 |
| 6 | 3 | 68.900 | 10.000000 | 1284.000 | 1725.000 | 149.000 |
| 7 | 2 | 75.900 | 10.000000 | 958.000 | --- | 690.000 |
| 8 | 2 | 87.000 | 10.000000 | 1715.000 | --- | 512.000 |
| 9 | 1 | 88.500 | 10.000000 | --- | --- | 611.000 |
| 10 | 3 | 61.000 | 10.000000 | 1333.000 | 1179.000 | 361.000 |
| 11 | 1 | 57.000 | 10.000000 | --- | --- | 214.000 |
| 12 | 2 | 55.900 | 10.000000 | 1656.000 | --- | 643.000 |



Detailed Results for Radar Type 5_Trial 9

| Burst | No. of Pulses | Pulse Width (μs) | Chirp Width (MHz) | Pulse 1-to-2 Spacing (μs) | Pulse 2-to-3 Spacing (μs) | Starting Location Within Interval (μs) |
|-------|---------------|------------------|-------------------|---------------------------|---------------------------|--|
| 1 | 1 | 66.600 | 20.000000 | --- | --- | 330.000 |
| 2 | 1 | 74.500 | 20.000000 | --- | --- | 248.000 |
| 3 | 2 | 68.200 | 20.000000 | 1149.000 | --- | 80.000 |
| 4 | 2 | 70.100 | 20.000000 | 1849.000 | --- | 536.000 |
| 5 | 3 | 65.800 | 20.000000 | 1316.000 | 1180.000 | 623.000 |
| 6 | 3 | 82.100 | 20.000000 | 1690.000 | 1661.000 | 503.000 |
| 7 | 2 | 95.900 | 20.000000 | 1840.000 | --- | 687.000 |
| 8 | 1 | 51.100 | 20.000000 | --- | --- | 107.000 |
| 9 | 2 | 99.600 | 20.000000 | 1035.000 | --- | 389.000 |
| 10 | 1 | 59.600 | 20.000000 | --- | --- | 424.000 |
| 11 | 3 | 96.000 | 20.000000 | 1733.000 | 1820.000 | 427.000 |
| 12 | 3 | 64.400 | 20.000000 | 1553.000 | 1679.000 | 204.000 |
| 13 | 2 | 82.800 | 20.000000 | 1451.000 | --- | 69.000 |
| 14 | 2 | 86.800 | 20.000000 | 1508.000 | --- | 573.000 |
| 15 | 2 | 76.300 | 20.000000 | 1738.000 | --- | 361.000 |
| 16 | 2 | 83.800 | 20.000000 | 1152.000 | --- | 683.000 |



Detailed Results for Radar Type 5_Trial 10

| Burst | No. of Pulses | Pulse Width (μs) | Chirp Width (MHz) | Pulse 1-to-2 Spacing (μs) | Pulse 2-to-3 Spacing (μs) | Starting Location Within Interval (μs) |
|-------|---------------|------------------|-------------------|---------------------------|---------------------------|--|
| 1 | 1 | 70.600 | 15.000000 | --- | --- | 302.000 |
| 2 | 1 | 74.700 | 15.000000 | --- | --- | 299.000 |
| 3 | 1 | 63.600 | 15.000000 | --- | --- | 82.000 |
| 4 | 2 | 52.100 | 15.000000 | 1812.000 | --- | 536.000 |
| 5 | 1 | 97.500 | 15.000000 | --- | --- | 395.000 |
| 6 | 2 | 96.300 | 15.000000 | 1335.000 | --- | 250.000 |
| 7 | 3 | 70.800 | 15.000000 | 1052.000 | 1243.000 | 462.000 |
| 8 | 3 | 59.600 | 15.000000 | 1059.000 | 1550.000 | 477.000 |
| 9 | 3 | 99.200 | 15.000000 | 1633.000 | 1572.000 | 254.000 |
| 10 | 1 | 53.300 | 15.000000 | --- | --- | 33.000 |
| 11 | 3 | 98.600 | 15.000000 | 1526.000 | 1428.000 | 564.000 |
| 12 | 3 | 89.300 | 15.000000 | 1017.000 | 1662.000 | 221.000 |
| 13 | 1 | 62.700 | 15.000000 | --- | --- | 248.000 |
| 14 | 2 | 70.400 | 15.000000 | 1855.000 | --- | 232.000 |
| 15 | 3 | 61.400 | 15.000000 | 1444.000 | 1073.000 | 470.000 |
| 16 | 1 | 76.000 | 15.000000 | --- | --- | 441.000 |
| 17 | 2 | 90.800 | 15.000000 | 1164.000 | --- | 195.000 |
| 18 | 3 | 65.200 | 15.000000 | 1246.000 | 1582.000 | 246.000 |
| 19 | 3 | 74.700 | 15.000000 | 928.000 | 1671.000 | 194.000 |
| 20 | 2 | 75.100 | 15.000000 | 989.000 | --- | 83.000 |

**Detailed Results for Radar Type 5_Trial 11**

| Burst | No. of Pulses | Pulse Width (µs) | Chirp Width (MHz) | Pulse 1-to-2 Spacing (µs) | Pulse 2-to-3 Spacing (µs) | Starting Location Within Interval (µs) |
|-------|---------------|------------------|-------------------|---------------------------|---------------------------|--|
| 1 | 2 | 77.900 | 16.000000 | 1250.000 | --- | 478.000 |
| 2 | 2 | 69.500 | 16.000000 | 1007.000 | --- | 962.000 |
| 3 | 2 | 74.500 | 16.000000 | 1631.000 | --- | 657.000 |
| 4 | 1 | 93.900 | 16.000000 | --- | --- | 564.000 |
| 5 | 2 | 55.400 | 16.000000 | 949.000 | --- | 59.000 |
| 6 | 3 | 50.400 | 16.000000 | 1162.000 | 1396.000 | 565.000 |
| 7 | 1 | 68.600 | 16.000000 | --- | --- | 732.000 |
| 8 | 3 | 88.700 | 16.000000 | 1750.000 | 1835.000 | 872.000 |
| 9 | 2 | 54.900 | 16.000000 | 1869.000 | --- | 32.000 |
| 10 | 3 | 51.000 | 16.000000 | 970.000 | 1344.000 | 750.000 |
| 11 | 3 | 86.500 | 16.000000 | 1599.000 | 1682.000 | 364.000 |



Detailed Results for Radar Type 5_Trial 12

| Burst | No. of Pulses | Pulse Width (μs) | Chirp Width (MHz) | Pulse 1-to-2 Spacing (μs) | Pulse 2-to-3 Spacing (μs) | Starting Location Within Interval (μs) |
|-------|---------------|------------------|-------------------|---------------------------|---------------------------|--|
| 1 | 1 | 80.100 | 9.000000 | --- | --- | 183.000 |
| 2 | 2 | 59.600 | 9.000000 | 946.000 | --- | 473.000 |
| 3 | 2 | 89.000 | 9.000000 | 1573.000 | --- | 426.000 |
| 4 | 2 | 68.300 | 9.000000 | 1801.000 | --- | 366.000 |
| 5 | 1 | 89.400 | 9.000000 | --- | --- | 250.000 |
| 6 | 2 | 64.000 | 9.000000 | 958.000 | --- | 447.000 |
| 7 | 2 | 82.200 | 9.000000 | 1272.000 | --- | 585.000 |
| 8 | 2 | 67.300 | 9.000000 | 1688.000 | --- | 134.000 |
| 9 | 2 | 52.500 | 9.000000 | 1696.000 | --- | 264.000 |
| 10 | 2 | 84.100 | 9.000000 | 1133.000 | --- | 335.000 |
| 11 | 2 | 53.000 | 9.000000 | 1374.000 | --- | 890.000 |
| 12 | 2 | 62.000 | 9.000000 | 1636.000 | --- | 526.000 |
| 13 | 3 | 96.100 | 9.000000 | 1660.000 | 1103.000 | 493.000 |



Detailed Results for Radar Type 5_Trial 13

| Burst | No. of Pulses | Pulse Width (μs) | Chirp Width (MHz) | Pulse 1-to-2 Spacing (μs) | Pulse 2-to-3 Spacing (μs) | Starting Location Within Interval (μs) |
|-------|---------------|------------------|-------------------|---------------------------|---------------------------|--|
| 1 | 2 | 77.400 | 20.000000 | 1666.000 | --- | 613.000 |
| 2 | 3 | 99.600 | 20.000000 | 1128.000 | 1195.000 | 1083.000 |
| 3 | 3 | 95.100 | 20.000000 | 1506.000 | 1563.000 | 362.000 |
| 4 | 1 | 84.300 | 20.000000 | --- | --- | 319.000 |
| 5 | 3 | 88.900 | 20.000000 | 1568.000 | 1152.000 | 604.000 |
| 6 | 2 | 69.200 | 20.000000 | 995.000 | --- | 451.000 |
| 7 | 2 | 81.400 | 20.000000 | 1689.000 | --- | 791.000 |
| 8 | 2 | 88.500 | 20.000000 | 1286.000 | --- | 359.000 |
| 9 | 3 | 70.600 | 20.000000 | 1189.000 | 1825.000 | 241.000 |
| 10 | 3 | 56.000 | 20.000000 | 1217.000 | 1783.000 | 317.000 |



Detailed Results for Radar Type 5_Trial 14

| Burst | No. of Pulses | Pulse Width (μs) | Chirp Width (MHz) | Pulse 1-to-2 Spacing (μs) | Pulse 2-to-3 Spacing (μs) | Starting Location Within Interval (μs) |
|-------|---------------|------------------|-------------------|---------------------------|---------------------------|--|
| 1 | 3 | 97.300 | 12.000000 | 1764.000 | 1049.000 | 85.000 |
| 2 | 1 | 83.400 | 12.000000 | --- | --- | 882.000 |
| 3 | 1 | 94.700 | 12.000000 | --- | --- | 903.000 |
| 4 | 2 | 60.100 | 12.000000 | 1023.000 | --- | 878.000 |
| 5 | 2 | 54.600 | 12.000000 | 1385.000 | --- | 1271.000 |
| 6 | 3 | 88.100 | 12.000000 | 1088.000 | 1048.000 | 932.000 |
| 7 | 3 | 90.200 | 12.000000 | 1799.000 | 1142.000 | 226.000 |
| 8 | 3 | 63.400 | 12.000000 | 1149.000 | 971.000 | 1426.000 |



Detailed Results for Radar Type 5_Trial 15

| Burst | No. of Pulses | Pulse Width (μs) | Chirp Width (MHz) | Pulse 1-to-2 Spacing (μs) | Pulse 2-to-3 Spacing (μs) | Starting Location Within Interval (μs) |
|-------|---------------|------------------|-------------------|---------------------------|---------------------------|--|
| 1 | 2 | 58.200 | 10.000000 | 1320.000 | --- | 122.000 |
| 2 | 2 | 66.300 | 10.000000 | 1849.000 | --- | 244.000 |
| 3 | 3 | 62.100 | 10.000000 | 1589.000 | 1390.000 | 229.000 |
| 4 | 2 | 74.300 | 10.000000 | 1184.000 | --- | 976.000 |
| 5 | 1 | 58.600 | 10.000000 | --- | --- | 730.000 |
| 6 | 3 | 82.600 | 10.000000 | 1633.000 | 1513.000 | 669.000 |
| 7 | 1 | 73.100 | 10.000000 | --- | --- | 735.000 |
| 8 | 1 | 90.900 | 10.000000 | --- | --- | 645.000 |
| 9 | 3 | 66.300 | 10.000000 | 1563.000 | 1348.000 | 380.000 |
| 10 | 2 | 54.800 | 10.000000 | 1384.000 | --- | 556.000 |
| 11 | 3 | 65.600 | 10.000000 | 1218.000 | 937.000 | 801.000 |
| 12 | 3 | 74.500 | 10.000000 | 958.000 | 1010.000 | 493.000 |

**Detailed Results for Radar Type 5_Trial 16**

| Burst | No. of Pulses | Pulse Width (µs) | Chirp Width (MHz) | Pulse 1-to-2 Spacing (µs) | Pulse 2-to-3 Spacing (µs) | Starting Location Within Interval (µs) |
|-------|---------------|------------------|-------------------|---------------------------|---------------------------|--|
| 1 | 2 | 97.100 | 19.000000 | 1539.000 | --- | 378.000 |
| 2 | 2 | 62.500 | 19.000000 | 1931.000 | --- | 586.000 |
| 3 | 3 | 85.200 | 19.000000 | 1860.000 | 942.000 | 473.000 |
| 4 | 2 | 57.800 | 19.000000 | 1401.000 | --- | 394.000 |
| 5 | 1 | 72.100 | 19.000000 | --- | --- | 254.000 |
| 6 | 1 | 92.700 | 19.000000 | --- | --- | 242.000 |
| 7 | 2 | 56.200 | 19.000000 | 1405.000 | --- | 411.000 |
| 8 | 3 | 54.300 | 19.000000 | 1382.000 | 1712.000 | 591.000 |
| 9 | 3 | 88.200 | 19.000000 | 1026.000 | 1680.000 | 17.000 |
| 10 | 3 | 68.200 | 19.000000 | 1051.000 | 1804.000 | 269.000 |
| 11 | 2 | 91.600 | 19.000000 | 1080.000 | --- | 315.000 |
| 12 | 2 | 94.700 | 19.000000 | 1056.000 | --- | 501.000 |
| 13 | 2 | 60.900 | 19.000000 | 1566.000 | --- | 227.000 |
| 14 | 2 | 57.700 | 19.000000 | 1345.000 | --- | 332.000 |
| 15 | 2 | 80.500 | 19.000000 | 1002.000 | --- | 131.000 |
| 16 | 1 | 78.700 | 19.000000 | --- | --- | 51.000 |
| 17 | 2 | 95.800 | 19.000000 | 1851.000 | --- | 346.000 |
| 18 | 3 | 74.500 | 19.000000 | 1430.000 | 1097.000 | 108.000 |
| 19 | 3 | 65.700 | 19.000000 | 1155.000 | 1430.000 | 508.000 |



Detailed Results for Radar Type 5_Trial 17

| Burst | No. of Pulses | Pulse Width (µs) | Chirp Width (MHz) | Pulse 1-to-2 Spacing (µs) | Pulse 2-to-3 Spacing (µs) | Starting Location Within Interval (µs) |
|-------|---------------|------------------|-------------------|---------------------------|---------------------------|--|
| 1 | 1 | 93.600 | 5.000000 | --- | --- | 12.000 |
| 2 | 3 | 75.700 | 5.000000 | 1082.000 | 1831.000 | 391.000 |
| 3 | 1 | 78.600 | 5.000000 | --- | --- | 945.000 |
| 4 | 3 | 97.800 | 5.000000 | 1410.000 | 1227.000 | 166.000 |
| 5 | 2 | 90.700 | 5.000000 | 1124.000 | --- | 67.000 |
| 6 | 2 | 98.300 | 5.000000 | 1313.000 | --- | 512.000 |
| 7 | 3 | 72.800 | 5.000000 | 1011.000 | 1020.000 | 645.000 |
| 8 | 3 | 73.700 | 5.000000 | 1726.000 | 1553.000 | 442.000 |
| 9 | 1 | 90.200 | 5.000000 | --- | --- | 22.000 |
| 10 | 1 | 62.700 | 5.000000 | --- | --- | 746.000 |
| 11 | 3 | 83.300 | 5.000000 | 1501.000 | 1874.000 | 837.000 |
| 12 | 3 | 80.000 | 5.000000 | 1591.000 | 1770.000 | 458.000 |



Detailed Results for Radar Type 5_Trial 18

| Burst | No. of Pulses | Pulse Width (μs) | Chirp Width (MHz) | Pulse 1-to-2 Spacing (μs) | Pulse 2-to-3 Spacing (μs) | Starting Location Within Interval (μs) |
|-------|---------------|------------------|-------------------|---------------------------|---------------------------|--|
| 1 | 2 | 69.200 | 20.000000 | 1589.000 | --- | 608.000 |
| 2 | 2 | 96.300 | 20.000000 | 1096.000 | --- | 1107.000 |
| 3 | 2 | 65.100 | 20.000000 | 973.000 | --- | 1251.000 |
| 4 | 3 | 82.700 | 20.000000 | 1229.000 | 1116.000 | 442.000 |
| 5 | 1 | 86.700 | 20.000000 | --- | --- | 528.000 |
| 6 | 1 | 50.500 | 20.000000 | --- | --- | 261.000 |
| 7 | 2 | 74.700 | 20.000000 | 1296.000 | --- | 317.000 |
| 8 | 1 | 58.000 | 20.000000 | --- | --- | 131.000 |
| 9 | 3 | 82.600 | 20.000000 | 1463.000 | 985.000 | 1132.000 |

**Detailed Results for Radar Type 5_Trial 19**

| Burst | No. of Pulses | Pulse Width (μ s) | Chirp Width (MHz) | Pulse 1-to-2 Spacing (μ s) | Pulse 2-to-3 Spacing (μ s) | Starting Location Within Interval (μ s) |
|-------|---------------|------------------------|-------------------|---------------------------------|---------------------------------|--|
| 1 | 2 | 69.000 | 7.000000 | 1220.000 | --- | 20.000 |
| 2 | 3 | 88.500 | 7.000000 | 1376.000 | 1096.000 | 45.000 |
| 3 | 2 | 56.300 | 7.000000 | 1207.000 | --- | 779.000 |
| 4 | 2 | 88.800 | 7.000000 | 1793.000 | --- | 532.000 |
| 5 | 1 | 78.600 | 7.000000 | --- | --- | 577.000 |
| 6 | 2 | 82.300 | 7.000000 | 1534.000 | --- | 549.000 |
| 7 | 1 | 71.700 | 7.000000 | --- | --- | 612.000 |
| 8 | 2 | 52.800 | 7.000000 | 1891.000 | --- | 631.000 |
| 9 | 1 | 66.100 | 7.000000 | --- | --- | 166.000 |
| 10 | 2 | 72.800 | 7.000000 | 1460.000 | --- | 381.000 |
| 11 | 2 | 82.900 | 7.000000 | 1293.000 | --- | 451.000 |
| 12 | 3 | 72.300 | 7.000000 | 1224.000 | 1577.000 | 61.000 |
| 13 | 2 | 91.900 | 7.000000 | 1281.000 | --- | 619.000 |
| 14 | 3 | 82.400 | 7.000000 | 1570.000 | 1469.000 | 99.000 |



Detailed Results for Radar Type 5_Trial 20

| Burst | No. of Pulses | Pulse Width (μs) | Chirp Width (MHz) | Pulse 1-to-2 Spacing (μs) | Pulse 2-to-3 Spacing (μs) | Starting Location Within Interval (μs) |
|-------|---------------|------------------|-------------------|---------------------------|---------------------------|--|
| 1 | 2 | 80.800 | 17.000000 | 1865.000 | --- | 407.000 |
| 2 | 2 | 65.200 | 17.000000 | 1617.000 | --- | 541.000 |
| 3 | 2 | 55.500 | 17.000000 | 1012.000 | --- | 474.000 |
| 4 | 2 | 97.400 | 17.000000 | 1402.000 | --- | 157.000 |
| 5 | 2 | 70.500 | 17.000000 | 1522.000 | --- | 531.000 |
| 6 | 2 | 84.400 | 17.000000 | 1207.000 | --- | 573.000 |
| 7 | 3 | 86.000 | 17.000000 | 1566.000 | 1277.000 | 121.000 |
| 8 | 2 | 76.800 | 17.000000 | 1481.000 | --- | 136.000 |
| 9 | 2 | 87.400 | 17.000000 | 993.000 | --- | 227.000 |
| 10 | 2 | 56.300 | 17.000000 | 1384.000 | --- | 27.000 |
| 11 | 3 | 86.700 | 17.000000 | 920.000 | 1181.000 | 224.000 |
| 12 | 3 | 81.000 | 17.000000 | 959.000 | 1111.000 | 506.000 |
| 13 | 2 | 50.500 | 17.000000 | 1891.000 | --- | 173.000 |
| 14 | 2 | 92.000 | 17.000000 | 1263.000 | --- | 553.000 |
| 15 | 2 | 62.200 | 17.000000 | 1469.000 | --- | 311.000 |
| 16 | 2 | 69.400 | 17.000000 | 1007.000 | --- | 332.000 |
| 17 | 3 | 65.600 | 17.000000 | 1335.000 | 1823.000 | 519.000 |
| 18 | 2 | 70.300 | 17.000000 | 1590.000 | --- | 96.000 |
| 19 | 3 | 78.100 | 17.000000 | 1361.000 | 1775.000 | 12.000 |



Detailed Results for Radar Type 5_Trial 21

| Burst | No. of Pulses | Pulse Width (µs) | Chirp Width (MHz) | Pulse 1-to-2 Spacing (µs) | Pulse 2-to-3 Spacing (µs) | Starting Location Within Interval (µs) |
|-------|---------------|------------------|-------------------|---------------------------|---------------------------|--|
| 1 | 3 | 92.800 | 10.000000 | 1307.000 | 1195.000 | 177.000 |
| 2 | 2 | 69.200 | 10.000000 | 1264.000 | --- | 1014.000 |
| 3 | 2 | 63.000 | 10.000000 | 1830.000 | --- | 875.000 |
| 4 | 1 | 58.400 | 10.000000 | --- | --- | 470.000 |
| 5 | 2 | 74.900 | 10.000000 | 1531.000 | --- | 184.000 |
| 6 | 2 | 76.000 | 10.000000 | 1488.000 | --- | 679.000 |
| 7 | 2 | 50.500 | 10.000000 | 1360.000 | --- | 296.000 |
| 8 | 1 | 82.500 | 10.000000 | --- | --- | 645.000 |
| 9 | 3 | 58.800 | 10.000000 | 1168.000 | 1620.000 | 345.000 |
| 10 | 2 | 70.900 | 10.000000 | 1468.000 | --- | 205.000 |
| 11 | 1 | 72.700 | 10.000000 | --- | --- | 702.000 |



Detailed Results for Radar Type 5_Trial 22

| Burst | No. of Pulses | Pulse Width (µs) | Chirp Width (MHz) | Pulse 1-to-2 Spacing (µs) | Pulse 2-to-3 Spacing (µs) | Starting Location Within Interval (µs) |
|-------|---------------|------------------|-------------------|---------------------------|---------------------------|--|
| 1 | 2 | 50.800 | 18.000000 | 1595.000 | --- | 21.000 |
| 2 | 2 | 52.000 | 18.000000 | 1563.000 | --- | 729.000 |
| 3 | 2 | 58.800 | 18.000000 | 1384.000 | --- | 15.000 |
| 4 | 2 | 79.700 | 18.000000 | 979.000 | --- | 261.000 |
| 5 | 1 | 69.500 | 18.000000 | --- | --- | 533.000 |
| 6 | 2 | 98.900 | 18.000000 | 1015.000 | --- | 493.000 |
| 7 | 2 | 82.800 | 18.000000 | 1634.000 | --- | 218.000 |
| 8 | 1 | 70.100 | 18.000000 | --- | --- | 1102.000 |
| 9 | 2 | 89.200 | 18.000000 | 1357.000 | --- | 524.000 |



Detailed Results for Radar Type 5_Trial 23

| Burst | No. of Pulses | Pulse Width (µs) | Chirp Width (MHz) | Pulse 1-to-2 Spacing (µs) | Pulse 2-to-3 Spacing (µs) | Starting Location Within Interval (µs) |
|-------|---------------|------------------|-------------------|---------------------------|---------------------------|--|
| 1 | 2 | 97.500 | 12.000000 | 1544.000 | --- | 99.000 |
| 2 | 2 | 65.600 | 12.000000 | 1375.000 | --- | 550.000 |
| 3 | 1 | 68.300 | 12.000000 | --- | --- | 550.000 |
| 4 | 3 | 50.300 | 12.000000 | 1878.000 | 1651.000 | 1131.000 |
| 5 | 3 | 51.700 | 12.000000 | 975.000 | 1518.000 | 102.000 |
| 6 | 3 | 57.200 | 12.000000 | 1700.000 | 1447.000 | 1041.000 |
| 7 | 2 | 98.400 | 12.000000 | 1637.000 | --- | 130.000 |
| 8 | 3 | 58.900 | 12.000000 | 1602.000 | 1161.000 | 38.000 |
| 9 | 2 | 60.100 | 12.000000 | 984.000 | --- | 333.000 |

**Detailed Results for Radar Type 5_Trial 24**

| Burst | No. of Pulses | Pulse Width (μs) | Chirp Width (MHz) | Pulse 1-to-2 Spacing (μs) | Pulse 2-to-3 Spacing (μs) | Starting Location Within Interval (μs) |
|-------|---------------|------------------|-------------------|---------------------------|---------------------------|--|
| 1 | 3 | 66.400 | 15.000000 | 1599.000 | 1875.000 | 190.000 |
| 2 | 1 | 73.600 | 15.000000 | --- | --- | 165.000 |
| 3 | 2 | 55.200 | 15.000000 | 1726.000 | --- | 332.000 |
| 4 | 2 | 62.700 | 15.000000 | 1752.000 | --- | 117.000 |
| 5 | 3 | 50.600 | 15.000000 | 1523.000 | 1052.000 | 572.000 |
| 6 | 2 | 57.800 | 15.000000 | 944.000 | --- | 746.000 |
| 7 | 3 | 98.000 | 15.000000 | 1343.000 | 1215.000 | 147.000 |
| 8 | 2 | 82.800 | 15.000000 | 1182.000 | --- | 30.000 |
| 9 | 2 | 62.900 | 15.000000 | 1549.000 | --- | 395.000 |
| 10 | 2 | 50.700 | 15.000000 | 1196.000 | --- | 333.000 |
| 11 | 3 | 69.200 | 15.000000 | 1106.000 | 1036.000 | 388.000 |
| 12 | 3 | 60.900 | 15.000000 | 1175.000 | 1183.000 | 612.000 |
| 13 | 2 | 78.500 | 15.000000 | 1908.000 | --- | 125.000 |
| 14 | 2 | 67.800 | 15.000000 | 1667.000 | --- | 502.000 |
| 15 | 2 | 58.000 | 15.000000 | 1869.000 | --- | 224.000 |

**Detailed Results for Radar Type 5_Trial 25**

| Burst | No. of Pulses | Pulse Width (μs) | Chirp Width (MHz) | Pulse 1-to-2 Spacing (μs) | Pulse 2-to-3 Spacing (μs) | Starting Location Within Interval (μs) |
|-------|---------------|------------------|-------------------|---------------------------|---------------------------|--|
| 1 | 2 | 59.500 | 11.000000 | 1738.000 | --- | 660.000 |
| 2 | 1 | 57.000 | 11.000000 | --- | --- | 796.000 |
| 3 | 2 | 54.400 | 11.000000 | 1891.000 | --- | 779.000 |
| 4 | 2 | 97.500 | 11.000000 | 1566.000 | --- | 298.000 |
| 5 | 3 | 52.000 | 11.000000 | 1941.000 | 1472.000 | 201.000 |
| 6 | 1 | 62.500 | 11.000000 | --- | --- | 211.000 |
| 7 | 2 | 79.100 | 11.000000 | 1016.000 | --- | 30.000 |
| 8 | 2 | 98.600 | 11.000000 | 927.000 | --- | 485.000 |
| 9 | 2 | 52.900 | 11.000000 | 1814.000 | --- | 328.000 |
| 10 | 2 | 64.600 | 11.000000 | 1644.000 | --- | 339.000 |
| 11 | 3 | 75.300 | 11.000000 | 1710.000 | 1296.000 | 500.000 |
| 12 | 1 | 74.200 | 11.000000 | --- | --- | 451.000 |
| 13 | 1 | 58.400 | 11.000000 | --- | --- | 160.000 |
| 14 | 1 | 97.500 | 11.000000 | --- | --- | 573.000 |

**Detailed Results for Radar Type 5_Trial 26**

| Burst | No. of Pulses | Pulse Width (µs) | Chirp Width (MHz) | Pulse 1-to-2 Spacing (µs) | Pulse 2-to-3 Spacing (µs) | Starting Location Within Interval (µs) |
|-------|---------------|------------------|-------------------|---------------------------|---------------------------|--|
| 1 | 2 | 69.400 | 19.000000 | 1872.000 | --- | 221.000 |
| 2 | 2 | 59.100 | 19.000000 | 1839.000 | --- | 120.000 |
| 3 | 3 | 76.800 | 19.000000 | 1911.000 | 981.000 | 550.000 |
| 4 | 2 | 70.500 | 19.000000 | 1328.000 | --- | 331.000 |
| 5 | 1 | 63.100 | 19.000000 | --- | --- | 681.000 |
| 6 | 3 | 59.900 | 19.000000 | 1048.000 | 1055.000 | 264.000 |
| 7 | 2 | 50.000 | 19.000000 | 1246.000 | --- | 301.000 |
| 8 | 2 | 53.200 | 19.000000 | 993.000 | --- | 222.000 |
| 9 | 1 | 80.500 | 19.000000 | --- | --- | 496.000 |
| 10 | 2 | 86.900 | 19.000000 | 1135.000 | --- | 371.000 |
| 11 | 3 | 99.000 | 19.000000 | 1818.000 | 935.000 | 639.000 |
| 12 | 3 | 85.200 | 19.000000 | 1495.000 | 1079.000 | 633.000 |
| 13 | 3 | 68.700 | 19.000000 | 1289.000 | 1482.000 | 99.000 |
| 14 | 2 | 85.700 | 19.000000 | 1340.000 | --- | 358.000 |
| 15 | 2 | 82.900 | 19.000000 | 1395.000 | --- | 502.000 |
| 16 | 2 | 53.400 | 19.000000 | 1111.000 | --- | 74.000 |
| 17 | 2 | 97.400 | 19.000000 | 1764.000 | --- | 476.000 |



Detailed Results for Radar Type 5_Trial 27

| Burst | No. of Pulses | Pulse Width (μs) | Chirp Width (MHz) | Pulse 1-to-2 Spacing (μs) | Pulse 2-to-3 Spacing (μs) | Starting Location Within Interval (μs) |
|-------|---------------|------------------|-------------------|---------------------------|---------------------------|--|
| 1 | 3 | 56.900 | 7.000000 | 1444.000 | 967.000 | 453.000 |
| 2 | 3 | 59.600 | 7.000000 | 1787.000 | 1144.000 | 206.000 |
| 3 | 3 | 95.100 | 7.000000 | 1708.000 | 1109.000 | 579.000 |
| 4 | 1 | 90.100 | 7.000000 | --- | --- | 554.000 |
| 5 | 1 | 81.600 | 7.000000 | --- | --- | 140.000 |
| 6 | 2 | 78.100 | 7.000000 | 1096.000 | --- | 407.000 |
| 7 | 1 | 99.000 | 7.000000 | --- | --- | 350.000 |
| 8 | 3 | 81.300 | 7.000000 | 1461.000 | 1547.000 | 552.000 |
| 9 | 2 | 54.900 | 7.000000 | 1737.000 | --- | 501.000 |
| 10 | 2 | 54.200 | 7.000000 | 1388.000 | --- | 121.000 |
| 11 | 2 | 86.200 | 7.000000 | 971.000 | --- | 397.000 |
| 12 | 2 | 79.100 | 7.000000 | 1117.000 | --- | 318.000 |
| 13 | 2 | 55.200 | 7.000000 | 1399.000 | --- | 427.000 |
| 14 | 1 | 57.800 | 7.000000 | --- | --- | 441.000 |
| 15 | 2 | 56.500 | 7.000000 | 1323.000 | --- | 397.000 |
| 16 | 1 | 57.200 | 7.000000 | --- | --- | 435.000 |
| 17 | 2 | 71.400 | 7.000000 | 989.000 | --- | 500.000 |
| 18 | 2 | 75.000 | 7.000000 | 1489.000 | --- | 16.000 |
| 19 | 1 | 94.000 | 7.000000 | --- | --- | 44.000 |
| 20 | 3 | 72.700 | 7.000000 | 1153.000 | 1688.000 | 262.000 |

**Detailed Results for Radar Type 5_Trial 28**

| Burst | No. of Pulses | Pulse Width (µs) | Chirp Width (MHz) | Pulse 1-to-2 Spacing (µs) | Pulse 2-to-3 Spacing (µs) | Starting Location Within Interval (µs) |
|-------|---------------|------------------|-------------------|---------------------------|---------------------------|--|
| 1 | 3 | 53.000 | 16.000000 | 1731.000 | 1776.000 | 102.000 |
| 2 | 2 | 61.000 | 16.000000 | 988.000 | --- | 570.000 |
| 3 | 1 | 59.900 | 16.000000 | --- | --- | 566.000 |
| 4 | 1 | 85.500 | 16.000000 | --- | --- | 213.000 |
| 5 | 3 | 94.800 | 16.000000 | 1100.000 | 1674.000 | 103.000 |
| 6 | 3 | 81.600 | 16.000000 | 979.000 | 1275.000 | 44.000 |
| 7 | 1 | 57.300 | 16.000000 | --- | --- | 498.000 |
| 8 | 2 | 93.800 | 16.000000 | 999.000 | --- | 772.000 |
| 9 | 2 | 75.100 | 16.000000 | 1593.000 | --- | 686.000 |
| 10 | 3 | 96.400 | 16.000000 | 1515.000 | 1372.000 | 320.000 |
| 11 | 2 | 59.600 | 16.000000 | 1224.000 | --- | 9.000 |
| 12 | 2 | 69.600 | 16.000000 | 1553.000 | --- | 192.000 |
| 13 | 1 | 84.300 | 16.000000 | --- | --- | 102.000 |
| 14 | 3 | 70.600 | 16.000000 | 1234.000 | 961.000 | 644.000 |
| 15 | 1 | 97.700 | 16.000000 | --- | --- | 436.000 |

**Detailed Results for Radar Type 5_Trial 29**

| Burst | No. of Pulses | Pulse Width (μs) | Chirp Width (MHz) | Pulse 1-to-2 Spacing (μs) | Pulse 2-to-3 Spacing (μs) | Starting Location Within Interval (μs) |
|-------|---------------|------------------|-------------------|---------------------------|---------------------------|--|
| 1 | 2 | 97.900 | 7.000000 | 1124.000 | --- | 368.000 |
| 2 | 2 | 94.200 | 7.000000 | 1097.000 | --- | 363.000 |
| 3 | 2 | 95.600 | 7.000000 | 1706.000 | --- | 338.000 |
| 4 | 3 | 60.700 | 7.000000 | 1726.000 | 1788.000 | 628.000 |
| 5 | 2 | 79.600 | 7.000000 | 921.000 | --- | 352.000 |
| 6 | 2 | 55.700 | 7.000000 | 1463.000 | --- | 71.000 |
| 7 | 2 | 92.300 | 7.000000 | 1486.000 | --- | 208.000 |
| 8 | 3 | 59.600 | 7.000000 | 1550.000 | 1830.000 | 605.000 |
| 9 | 2 | 95.900 | 7.000000 | 1529.000 | --- | 727.000 |
| 10 | 2 | 87.500 | 7.000000 | 1521.000 | --- | 637.000 |
| 11 | 3 | 81.100 | 7.000000 | 961.000 | 1815.000 | 593.000 |
| 12 | 3 | 93.000 | 7.000000 | 1246.000 | 1717.000 | 400.000 |
| 13 | 3 | 62.500 | 7.000000 | 1219.000 | 1563.000 | 742.000 |
| 14 | 1 | 70.400 | 7.000000 | --- | --- | 627.000 |
| 15 | 2 | 63.400 | 7.000000 | 1345.000 | --- | 439.000 |
| 16 | 1 | 78.000 | 7.000000 | --- | --- | 663.000 |



Detailed Results for Radar Type 5_Trial 30

| Burst | No. of Pulses | Pulse Width (μs) | Chirp Width (MHz) | Pulse 1-to-2 Spacing (μs) | Pulse 2-to-3 Spacing (μs) | Starting Location Within Interval (μs) |
|-------|---------------|------------------|-------------------|---------------------------|---------------------------|--|
| 1 | 3 | 93.000 | 5.000000 | 1554.000 | 1785.000 | 287.000 |
| 2 | 1 | 83.900 | 5.000000 | --- | --- | 719.000 |
| 3 | 1 | 58.600 | 5.000000 | --- | --- | 22.000 |
| 4 | 2 | 51.600 | 5.000000 | 1301.000 | --- | 508.000 |
| 5 | 2 | 86.000 | 5.000000 | 971.000 | --- | 394.000 |
| 6 | 2 | 52.400 | 5.000000 | 1014.000 | --- | 126.000 |
| 7 | 2 | 81.600 | 5.000000 | 1650.000 | --- | 756.000 |
| 8 | 2 | 73.500 | 5.000000 | 1428.000 | --- | 653.000 |
| 9 | 1 | 58.900 | 5.000000 | --- | --- | 761.000 |
| 10 | 1 | 93.500 | 5.000000 | --- | --- | 118.000 |
| 11 | 2 | 90.600 | 5.000000 | 1774.000 | --- | 108.000 |
| 12 | 2 | 58.400 | 5.000000 | 1448.000 | --- | 740.000 |
| 13 | 2 | 89.100 | 5.000000 | 1406.000 | --- | 689.000 |
| 14 | 2 | 73.900 | 5.000000 | 1071.000 | --- | 160.000 |
| 15 | 1 | 61.700 | 5.000000 | --- | --- | 172.000 |



Detailed Results for Radar Type 6

| Trial Number | Pulse Width (μs) | PRI (μs) | No. of Pulses | Pulses Detected | Comment |
|--------------|------------------|----------|---------------|-----------------|---------|
| 1 | 1.000 | 300.000 | 9 | YES | |
| 2 | 1.000 | 300.000 | 9 | YES | |
| 3 | 1.000 | 300.000 | 9 | YES | |
| 4 | 1.000 | 300.000 | 9 | YES | |
| 5 | 1.000 | 300.000 | 9 | YES | |
| 6 | 1.000 | 300.000 | 9 | YES | |
| 7 | 1.000 | 300.000 | 9 | YES | |
| 8 | 1.000 | 300.000 | 9 | YES | |
| 9 | 1.000 | 300.000 | 9 | YES | |
| 10 | 1.000 | 300.000 | 9 | No | |
| 11 | 1.000 | 300.000 | 9 | YES | |
| 12 | 1.000 | 300.000 | 9 | YES | |
| 13 | 1.000 | 300.000 | 9 | YES | |
| 14 | 1.000 | 300.000 | 9 | YES | |
| 15 | 1.000 | 300.000 | 9 | YES | |
| 16 | 1.000 | 300.000 | 9 | YES | |
| 17 | 1.000 | 300.000 | 9 | YES | |
| 18 | 1.000 | 300.000 | 9 | YES | |
| 19 | 1.000 | 300.000 | 9 | YES | |
| 20 | 1.000 | 300.000 | 9 | YES | |
| 21 | 1.000 | 300.000 | 9 | YES | |
| 22 | 1.000 | 300.000 | 9 | YES | |
| 23 | 1.000 | 300.000 | 9 | YES | |
| 24 | 1.000 | 300.000 | 9 | YES | |
| 25 | 1.000 | 300.000 | 9 | YES | |
| 26 | 1.000 | 300.000 | 9 | YES | |
| 27 | 1.000 | 300.000 | 9 | YES | |
| 28 | 1.000 | 300.000 | 9 | YES | |
| 29 | 1.000 | 300.000 | 9 | YES | |
| 30 | 1.000 | 300.000 | 9 | YES | |



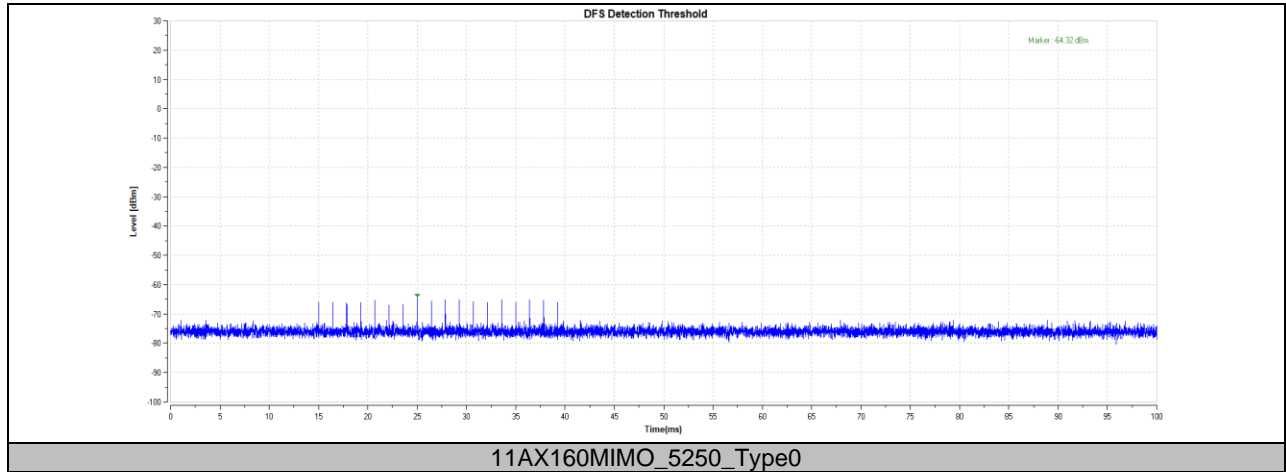
8. CLIENT MODE

8.1. Appendix A: DFS Detection Thresholds

8.1.1. Test Result

| Test Mode | Frequency[MHz] | Radar Type | Result | Limit[dBm] | Verdict |
|-------------|----------------|------------|--------|------------|---------|
| 11AX160MIMO | 5250 | Type0 | -64.32 | -61.00 | PASS |

8.1.2. Test Graphs



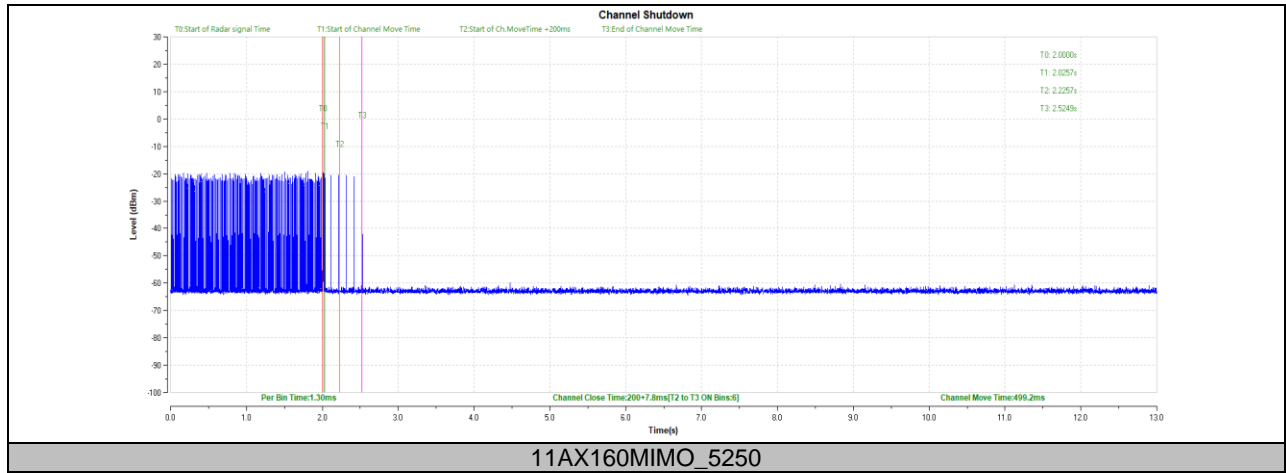


8.2. Appendix D: Channel Move Time and Channel Closing Transmission Time

8.2.1. Test Result

| Test Mode | Frequency[MHz] | CCT[ms] | Limit[ms] | CMT[ms] | Limit[ms] | Verdict |
|-------------|----------------|---------|-----------|---------|-----------|---------|
| 11AX160MIMO | 5250 | 200+7.8 | 200+60 | 499.2 | 10000 | PASS |

8.2.2. Test Graphs



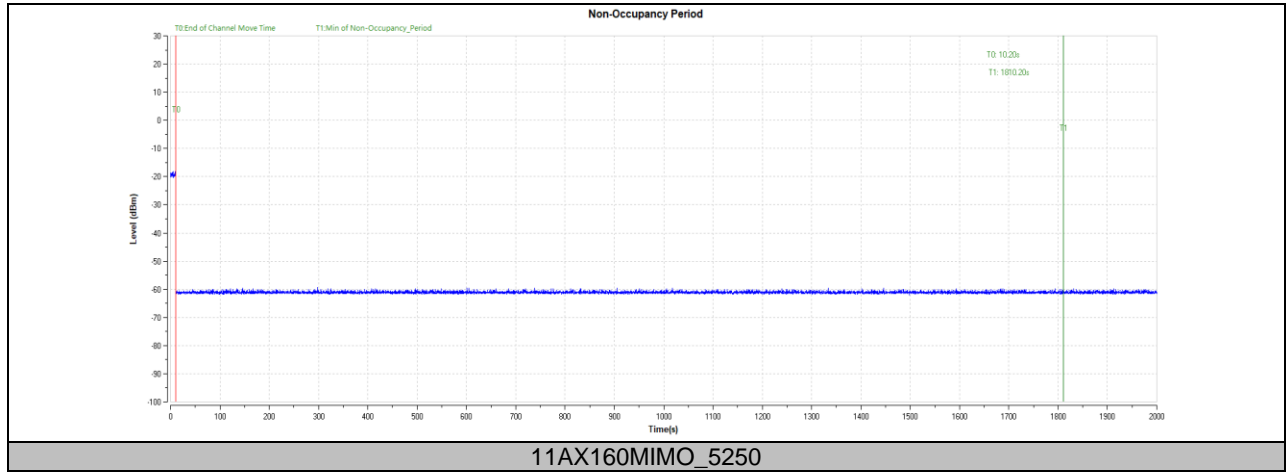


8.3. Appendix E: Non-Occupancy Period

Test Result

| Test Mode | Channel | Result | Limit[s] | Verdict |
|-------------|---------|----------------|----------|---------|
| 11AX160MIMO | 5250 | see test graph | ≥1800 | PASS |

8.3.1. Test Graphs





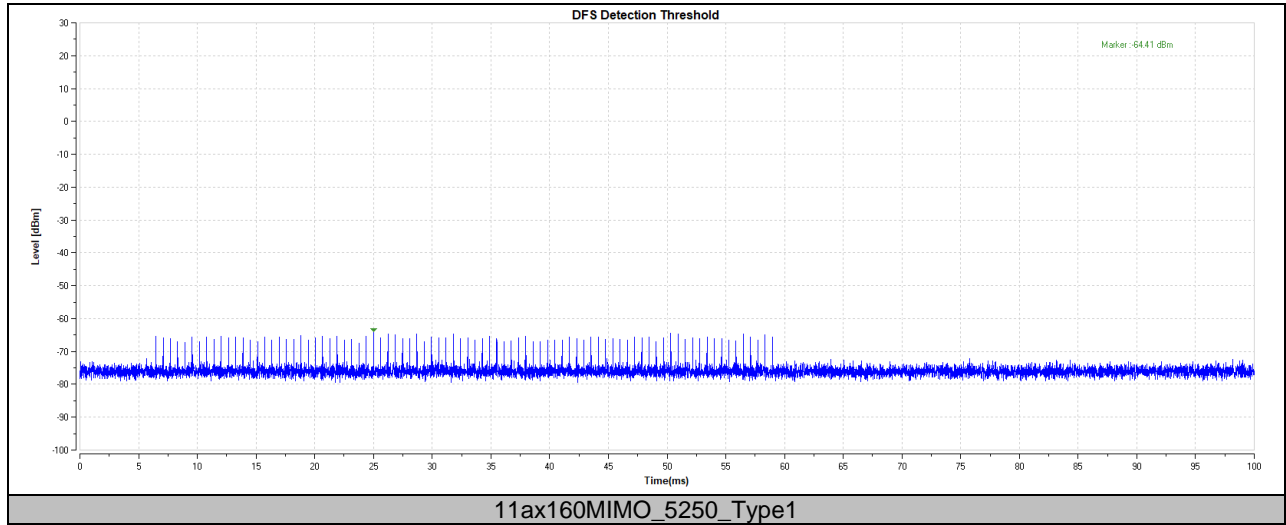
9. TEST RESULT FOR MESH MODE

9.1. Appendix A2: DFS Detection Thresholds

9.1.1. Test Result

| Test Mode | Frequency[MHz] | Radar Type | Result | Verdict |
|-------------|----------------|------------|--------|---------|
| 11ax160MIMO | 5250 | Type1 | -64.41 | PASS |

9.1.2. Test Graphs





9.2. Appendix F2: Statistical Performance check

9.2.1. Test Result for 802.11ax 160MHz mode

Measurement Summary

| DUT Frequency (MHz) | Radar Type No. | Detection count | Percentage of Detection Px | Detection Limit | Overall Result | Overall Comment |
|---------------------|----------------|-----------------|----------------------------|-----------------|----------------|-----------------|
| 5250.000000 | 1 | 29 of 30 | 96.67% | 60.0 % | PASS | |
| 5250.000000 | 2 | 30 of 30 | 100.00% | 60.0 % | PASS | |
| 5250.000000 | 3 | 30 of 30 | 100.00% | 60.0 % | PASS | |
| 5250.000000 | 4 | 29 of 30 | 96.67% | 60.0 % | PASS | |
| 5250.000000 | 5 | 28 of 30 | 93.33% | 80.0 % | PASS | |
| 5250.000000 | 6 | 30 of 30 | 100.00% | 70.0 % | PASS | |

Aggregate Results for Short Pulse Radar Type 1-4

| Aggregate Calculation as follows | Aggregate Percentage | Aggregate Limit | Aggregate Result | Aggregate Comment |
|----------------------------------|----------------------|-----------------|------------------|-------------------|
| $(P1 + P2 + P3 + P4) / 4$ | 98.33% | 80.0 % | PASS | |



Detailed Results for Radar Type 1

| Trial Number | Random Trial used | Pulse Width (μs) | PRI (μs) | No. of Pulses | Pulses Detected | Comment |
|--------------|-------------------|------------------|----------|---------------|-----------------|---------|
| 1 | 24 | 1.000 | 522.000 | 102 | YES | |
| 2 | 14 | 1.000 | 778.000 | 68 | YES | |
| 3 | 21 | 1.000 | 918.000 | 58 | YES | |
| 4 | 25 | 1.000 | 620.000 | 86 | YES | |
| 5 | 43 | 1.000 | 2376.000 | 23 | YES | |
| 6 | 2 | 1.000 | 538.000 | 99 | YES | |
| 7 | 3 | 1.000 | 558.000 | 95 | YES | |
| 8 | 47 | 1.000 | 2767.000 | 20 | YES | |
| 9 | 8 | 1.000 | 658.000 | 81 | YES | |
| 10 | 22 | 1.000 | 938.000 | 57 | YES | |
| 11 | 41 | 1.000 | 2181.000 | 25 | YES | |
| 12 | 36 | 1.000 | 1693.000 | 32 | YES | |
| 13 | 38 | 1.000 | 1888.000 | 28 | YES | |
| 14 | 29 | 1.000 | 1010.000 | 53 | No | |
| 15 | 19 | 1.000 | 878.000 | 61 | YES | |
| 16 | 9 | 1.000 | 678.000 | 78 | YES | |
| 17 | 40 | 1.000 | 2084.000 | 26 | YES | |
| 18 | 15 | 1.000 | 798.000 | 67 | YES | |
| 19 | 4 | 1.000 | 578.000 | 92 | YES | |
| 20 | 23 | 1.000 | 3066.000 | 18 | YES | |
| 21 | 7 | 1.000 | 638.000 | 83 | YES | |
| 22 | 37 | 1.000 | 1791.000 | 30 | YES | |
| 23 | 48 | 1.000 | 2864.000 | 19 | YES | |
| 24 | 6 | 1.000 | 618.000 | 86 | YES | |
| 25 | 1 | 1.000 | 518.000 | 102 | YES | |
| 26 | 32 | 1.000 | 1303.000 | 41 | YES | |
| 27 | 16 | 1.000 | 818.000 | 65 | YES | |
| 28 | 49 | 1.000 | 2962.000 | 18 | YES | |
| 29 | 5 | 1.000 | 598.000 | 89 | YES | |
| 30 | 11 | 1.000 | 718.000 | 74 | YES | |



Detailed Results for Radar Type 2

| Trial Number | Random Trial used | Pulse Width (μs) | PRI (μs) | No. of Pulses | Pulses Detected | Comment |
|--------------|-------------------|------------------|----------|---------------|-----------------|---------|
| 1 | 48 | 4.200 | 227.000 | 24 | YES | |
| 2 | 34 | 2.200 | 197.000 | 28 | YES | |
| 3 | 49 | 1.800 | 159.000 | 25 | YES | |
| 4 | 38 | 2.000 | 180.000 | 25 | YES | |
| 5 | 26 | 3.700 | 217.000 | 28 | YES | |
| 6 | 15 | 2.200 | 180.000 | 29 | YES | |
| 7 | 41 | 1.300 | 219.000 | 25 | YES | |
| 8 | 28 | 1.700 | 216.000 | 27 | YES | |
| 9 | 30 | 4.200 | 173.000 | 25 | YES | |
| 10 | 6 | 3.700 | 161.000 | 26 | YES | |
| 11 | 16 | 3.600 | 194.000 | 26 | YES | |
| 12 | 10 | 1.200 | 175.000 | 26 | YES | |
| 13 | 46 | 3.000 | 191.000 | 28 | YES | |
| 14 | 22 | 2.400 | 209.000 | 26 | YES | |
| 15 | 36 | 3.200 | 200.000 | 28 | YES | |
| 16 | 18 | 2.000 | 153.000 | 24 | YES | |
| 17 | 37 | 3.400 | 191.000 | 24 | YES | |
| 18 | 35 | 1.200 | 206.000 | 24 | YES | |
| 19 | 12 | 3.100 | 182.000 | 28 | YES | |
| 20 | 29 | 4.100 | 189.000 | 26 | YES | |
| 21 | 14 | 4.800 | 175.000 | 24 | YES | |
| 22 | 33 | 2.100 | 228.000 | 28 | YES | |
| 23 | 23 | 3.800 | 187.000 | 28 | YES | |
| 24 | 19 | 2.000 | 200.000 | 25 | YES | |
| 25 | 20 | 1.200 | 185.000 | 25 | YES | |
| 26 | 27 | 2.700 | 199.000 | 29 | YES | |
| 27 | 2 | 4.500 | 191.000 | 23 | YES | |
| 28 | 24 | 4.400 | 188.000 | 27 | YES | |
| 29 | 7 | 1.400 | 185.000 | 27 | YES | |
| 30 | 50 | 4.100 | 158.000 | 25 | YES | |



Detailed Results for Radar Type 3

| Trial Number | Random Trial used | Pulse Width (μs) | PRI (μs) | No. of Pulses | Pulses Detected | Comment |
|--------------|-------------------|------------------|----------|---------------|-----------------|---------|
| 1 | 33 | 9.000 | 430.000 | 18 | YES | |
| 2 | 10 | 9.800 | 206.000 | 17 | YES | |
| 3 | 50 | 7.700 | 206.000 | 17 | YES | |
| 4 | 2 | 7.500 | 211.000 | 17 | YES | |
| 5 | 12 | 8.000 | 463.000 | 17 | YES | |
| 6 | 49 | 6.500 | 288.000 | 18 | YES | |
| 7 | 46 | 8.500 | 349.000 | 17 | YES | |
| 8 | 15 | 8.100 | 436.000 | 17 | YES | |
| 9 | 7 | 6.500 | 466.000 | 17 | YES | |
| 10 | 48 | 9.000 | 448.000 | 18 | YES | |
| 11 | 3 | 9.500 | 297.000 | 16 | YES | |
| 12 | 9 | 6.300 | 454.000 | 17 | YES | |
| 13 | 1 | 8.000 | 494.000 | 18 | YES | |
| 14 | 26 | 9.200 | 497.000 | 17 | YES | |
| 15 | 4 | 8.300 | 462.000 | 17 | YES | |
| 16 | 13 | 8.400 | 343.000 | 17 | YES | |
| 17 | 24 | 6.000 | 378.000 | 17 | YES | |
| 18 | 22 | 6.500 | 433.000 | 17 | YES | |
| 19 | 19 | 9.600 | 336.000 | 18 | YES | |
| 20 | 16 | 8.900 | 340.000 | 16 | YES | |
| 21 | 28 | 9.800 | 316.000 | 17 | YES | |
| 22 | 5 | 8.200 | 464.000 | 18 | YES | |
| 23 | 45 | 6.700 | 426.000 | 17 | YES | |
| 24 | 32 | 8.700 | 356.000 | 18 | YES | |
| 25 | 47 | 9.800 | 250.000 | 17 | YES | |
| 26 | 31 | 8.800 | 487.000 | 17 | YES | |
| 27 | 42 | 8.600 | 493.000 | 17 | YES | |
| 28 | 38 | 6.300 | 476.000 | 17 | YES | |
| 29 | 21 | 8.100 | 204.000 | 17 | YES | |
| 30 | 40 | 7.400 | 271.000 | 17 | YES | |



Detailed Results for Radar Type 4

| Trial Number | Random Trial used | Pulse Width (μs) | PRI (μs) | No. of Pulses | Pulses Detected | Comment |
|--------------|-------------------|------------------|----------|---------------|-----------------|---------|
| 1 | 30 | 11.800 | 384.000 | 14 | YES | |
| 2 | 43 | 15.800 | 410.000 | 15 | YES | |
| 3 | 22 | 17.800 | 420.000 | 13 | YES | |
| 4 | 15 | 14.700 | 324.000 | 13 | YES | |
| 5 | 50 | 14.400 | 286.000 | 12 | No | |
| 6 | 35 | 12.600 | 268.000 | 13 | YES | |
| 7 | 18 | 15.600 | 420.000 | 15 | YES | |
| 8 | 38 | 15.500 | 451.000 | 15 | YES | |
| 9 | 25 | 16.600 | 282.000 | 16 | YES | |
| 10 | 7 | 18.600 | 236.000 | 12 | YES | |
| 11 | 1 | 15.900 | 410.000 | 13 | YES | |
| 12 | 24 | 18.100 | 397.000 | 14 | YES | |
| 13 | 44 | 17.900 | 458.000 | 14 | YES | |
| 14 | 39 | 12.400 | 217.000 | 14 | YES | |
| 15 | 42 | 18.500 | 208.000 | 14 | YES | |
| 16 | 17 | 17.100 | 308.000 | 15 | YES | |
| 17 | 47 | 17.700 | 416.000 | 12 | YES | |
| 18 | 26 | 18.900 | 299.000 | 16 | YES | |
| 19 | 21 | 11.700 | 483.000 | 16 | YES | |
| 20 | 45 | 16.700 | 419.000 | 16 | YES | |
| 21 | 37 | 18.100 | 200.000 | 15 | YES | |
| 22 | 27 | 15.600 | 303.000 | 13 | YES | |
| 23 | 2 | 19.900 | 428.000 | 12 | YES | |
| 24 | 36 | 12.500 | 413.000 | 14 | YES | |
| 25 | 31 | 14.400 | 266.000 | 14 | YES | |
| 26 | 32 | 12.600 | 293.000 | 15 | YES | |
| 27 | 6 | 18.500 | 499.000 | 13 | YES | |
| 28 | 34 | 17.300 | 366.000 | 14 | YES | |
| 29 | 14 | 16.600 | 212.000 | 16 | YES | |
| 30 | 10 | 14.200 | 351.000 | 12 | YES | |



Detailed Results for Radar Type 5

| Trial Number | Random Trial used | Pulses Detected | Comment |
|--------------|-------------------|-----------------|--|
| 1 | 23 | YES | For detailed burst data see separate table Type5_Trial1 |
| 2 | 42 | YES | For detailed burst data see separate table Type5_Trial2 |
| 3 | 25 | YES | For detailed burst data see separate table Type5_Trial3 |
| 4 | 41 | No | For detailed burst data see separate table Type5_Trial4 |
| 5 | 12 | YES | For detailed burst data see separate table Type5_Trial5 |
| 6 | 39 | YES | For detailed burst data see separate table Type5_Trial6 |
| 7 | 10 | YES | For detailed burst data see separate table Type5_Trial7 |
| 8 | 20 | YES | For detailed burst data see separate table Type5_Trial8 |
| 9 | 7 | YES | For detailed burst data see separate table Type5_Trial9 |
| 10 | 38 | YES | For detailed burst data see separate table Type5_Trial10 |
| 11 | 31 | YES | For detailed burst data see separate table Type5_Trial11 |
| 12 | 17 | YES | For detailed burst data see separate table Type5_Trial12 |
| 13 | 14 | YES | For detailed burst data see separate table Type5_Trial13 |
| 14 | 28 | YES | For detailed burst data see separate table Type5_Trial14 |
| 15 | 19 | YES | For detailed burst data see separate table Type5_Trial15 |
| 16 | 47 | YES | For detailed burst data see separate table Type5_Trial16 |
| 17 | 24 | YES | For detailed burst data see separate table Type5_Trial17 |
| 18 | 35 | YES | For detailed burst data see separate table Type5_Trial18 |
| 19 | 22 | YES | For detailed burst data see separate table Type5_Trial19 |
| 20 | 40 | YES | For detailed burst data see separate table Type5_Trial20 |
| 21 | 32 | YES | For detailed burst data see separate table Type5_Trial21 |
| 22 | 3 | YES | For detailed burst data see separate table Type5_Trial22 |
| 23 | 21 | YES | For detailed burst data see separate table Type5_Trial23 |
| 24 | 9 | YES | For detailed burst data see separate table Type5_Trial24 |
| 25 | 34 | No | For detailed burst data see separate table Type5_Trial25 |
| 26 | 27 | YES | For detailed burst data see separate table Type5_Trial26 |
| 27 | 44 | YES | For detailed burst data see separate table Type5_Trial27 |
| 28 | 4 | YES | For detailed burst data see separate table Type5_Trial28 |
| 29 | 8 | YES | For detailed burst data see separate table Type5_Trial29 |
| 30 | 33 | YES | For detailed burst data see separate table Type5_Trial30 |



Detailed Results for Radar Type 5_Trial 1

| Burst | No. of Pulses | Pulse Width (μs) | Chirp Width (MHz) | Pulse 1-to-2 Spacing (μs) | Pulse 2-to-3 Spacing (μs) | Starting Location Within Interval (μs) |
|-------|---------------|------------------|-------------------|---------------------------|---------------------------|--|
| 1 | 2 | 51.000 | 9.000000 | 1731.000 | --- | 259.000 |
| 2 | 2 | 69.300 | 9.000000 | 1762.000 | --- | 617.000 |
| 3 | 1 | 94.600 | 9.000000 | --- | --- | 379.000 |
| 4 | 2 | 65.100 | 9.000000 | 1536.000 | --- | 103.000 |
| 5 | 3 | 51.100 | 9.000000 | 1546.000 | 1400.000 | 650.000 |
| 6 | 2 | 86.100 | 9.000000 | 1619.000 | --- | 221.000 |
| 7 | 1 | 80.000 | 9.000000 | --- | --- | 44.000 |
| 8 | 1 | 60.800 | 9.000000 | --- | --- | 384.000 |
| 9 | 3 | 56.200 | 9.000000 | 1627.000 | 1397.000 | 126.000 |
| 10 | 1 | 99.700 | 9.000000 | --- | --- | 20.000 |
| 11 | 1 | 84.000 | 9.000000 | --- | --- | 411.000 |
| 12 | 3 | 83.100 | 9.000000 | 1223.000 | 1586.000 | 232.000 |
| 13 | 1 | 50.900 | 9.000000 | --- | --- | 179.000 |
| 14 | 1 | 53.200 | 9.000000 | --- | --- | 48.000 |
| 15 | 2 | 71.800 | 9.000000 | 1079.000 | --- | 692.000 |
| 16 | 2 | 66.300 | 9.000000 | 1893.000 | --- | 503.000 |
| 17 | 2 | 51.200 | 9.000000 | 1362.000 | --- | 455.000 |



Detailed Results for Radar Type 5_Trial 2

| Burst | No. of Pulses | Pulse Width (μs) | Chirp Width (MHz) | Pulse 1-to-2 Spacing (μs) | Pulse 2-to-3 Spacing (μs) | Starting Location Within Interval (μs) |
|-------|---------------|------------------|-------------------|---------------------------|---------------------------|--|
| 1 | 3 | 68.400 | 12.000000 | 1658.000 | 1189.000 | 811.000 |
| 2 | 3 | 79.800 | 12.000000 | 1645.000 | 1732.000 | 1059.000 |
| 3 | 1 | 86.100 | 12.000000 | --- | --- | 970.000 |
| 4 | 1 | 83.200 | 12.000000 | --- | --- | 765.000 |
| 5 | 1 | 97.500 | 12.000000 | --- | --- | 1117.000 |
| 6 | 2 | 51.300 | 12.000000 | 1708.000 | --- | 559.000 |
| 7 | 3 | 77.900 | 12.000000 | 1276.000 | 1521.000 | 253.000 |
| 8 | 3 | 80.800 | 12.000000 | 1804.000 | 959.000 | 563.000 |
| 9 | 2 | 82.100 | 12.000000 | 1443.000 | --- | 169.000 |
| 10 | 3 | 65.000 | 12.000000 | 1848.000 | 1035.000 | 156.000 |



Detailed Results for Radar Type 5_Trial 3

| Burst | No. of Pulses | Pulse Width (µs) | Chirp Width (MHz) | Pulse 1-to-2 Spacing (µs) | Pulse 2-to-3 Spacing (µs) | Starting Location Within Interval (µs) |
|-------|---------------|------------------|-------------------|---------------------------|---------------------------|--|
| 1 | 2 | 97.100 | 19.000000 | 1539.000 | --- | 378.000 |
| 2 | 2 | 62.500 | 19.000000 | 1931.000 | --- | 586.000 |
| 3 | 3 | 85.200 | 19.000000 | 1860.000 | 942.000 | 473.000 |
| 4 | 2 | 57.800 | 19.000000 | 1401.000 | --- | 394.000 |
| 5 | 1 | 72.100 | 19.000000 | --- | --- | 254.000 |
| 6 | 1 | 92.700 | 19.000000 | --- | --- | 242.000 |
| 7 | 2 | 56.200 | 19.000000 | 1405.000 | --- | 411.000 |
| 8 | 3 | 54.300 | 19.000000 | 1382.000 | 1712.000 | 591.000 |
| 9 | 3 | 88.200 | 19.000000 | 1026.000 | 1680.000 | 17.000 |
| 10 | 3 | 68.200 | 19.000000 | 1051.000 | 1804.000 | 269.000 |
| 11 | 2 | 91.600 | 19.000000 | 1080.000 | --- | 315.000 |
| 12 | 2 | 94.700 | 19.000000 | 1056.000 | --- | 501.000 |
| 13 | 2 | 60.900 | 19.000000 | 1566.000 | --- | 227.000 |
| 14 | 2 | 57.700 | 19.000000 | 1345.000 | --- | 332.000 |
| 15 | 2 | 80.500 | 19.000000 | 1002.000 | --- | 131.000 |
| 16 | 1 | 78.700 | 19.000000 | --- | --- | 51.000 |
| 17 | 2 | 95.800 | 19.000000 | 1851.000 | --- | 346.000 |
| 18 | 3 | 74.500 | 19.000000 | 1430.000 | 1097.000 | 108.000 |
| 19 | 3 | 65.700 | 19.000000 | 1155.000 | 1430.000 | 508.000 |



Detailed Results for Radar Type 5_Trial 4

| Burst | No. of Pulses | Pulse Width (μs) | Chirp Width (MHz) | Pulse 1-to-2 Spacing (μs) | Pulse 2-to-3 Spacing (μs) | Starting Location Within Interval (μs) |
|-------|---------------|------------------|-------------------|---------------------------|---------------------------|--|
| 1 | 2 | 69.200 | 20.000000 | 1589.000 | --- | 608.000 |
| 2 | 2 | 96.300 | 20.000000 | 1096.000 | --- | 1107.000 |
| 3 | 2 | 65.100 | 20.000000 | 973.000 | --- | 1251.000 |
| 4 | 3 | 82.700 | 20.000000 | 1229.000 | 1116.000 | 442.000 |
| 5 | 1 | 86.700 | 20.000000 | --- | --- | 528.000 |
| 6 | 1 | 50.500 | 20.000000 | --- | --- | 261.000 |
| 7 | 2 | 74.700 | 20.000000 | 1296.000 | --- | 317.000 |
| 8 | 1 | 58.000 | 20.000000 | --- | --- | 131.000 |
| 9 | 3 | 82.600 | 20.000000 | 1463.000 | 985.000 | 1132.000 |

**Detailed Results for Radar Type 5_Trial 5**

| Burst | No. of Pulses | Pulse Width (μs) | Chirp Width (MHz) | Pulse 1-to-2 Spacing (μs) | Pulse 2-to-3 Spacing (μs) | Starting Location Within Interval (μs) |
|-------|---------------|------------------|-------------------|---------------------------|---------------------------|--|
| 1 | 2 | 80.800 | 17.000000 | 1865.000 | --- | 407.000 |
| 2 | 2 | 65.200 | 17.000000 | 1617.000 | --- | 541.000 |
| 3 | 2 | 55.500 | 17.000000 | 1012.000 | --- | 474.000 |
| 4 | 2 | 97.400 | 17.000000 | 1402.000 | --- | 157.000 |
| 5 | 2 | 70.500 | 17.000000 | 1522.000 | --- | 531.000 |
| 6 | 2 | 84.400 | 17.000000 | 1207.000 | --- | 573.000 |
| 7 | 3 | 86.000 | 17.000000 | 1566.000 | 1277.000 | 121.000 |
| 8 | 2 | 76.800 | 17.000000 | 1481.000 | --- | 136.000 |
| 9 | 2 | 87.400 | 17.000000 | 993.000 | --- | 227.000 |
| 10 | 2 | 56.300 | 17.000000 | 1384.000 | --- | 27.000 |
| 11 | 3 | 86.700 | 17.000000 | 920.000 | 1181.000 | 224.000 |
| 12 | 3 | 81.000 | 17.000000 | 959.000 | 1111.000 | 506.000 |
| 13 | 2 | 50.500 | 17.000000 | 1891.000 | --- | 173.000 |
| 14 | 2 | 92.000 | 17.000000 | 1263.000 | --- | 553.000 |
| 15 | 2 | 62.200 | 17.000000 | 1469.000 | --- | 311.000 |
| 16 | 2 | 69.400 | 17.000000 | 1007.000 | --- | 332.000 |
| 17 | 3 | 65.600 | 17.000000 | 1335.000 | 1823.000 | 519.000 |
| 18 | 2 | 70.300 | 17.000000 | 1590.000 | --- | 96.000 |
| 19 | 3 | 78.100 | 17.000000 | 1361.000 | 1775.000 | 12.000 |



Detailed Results for Radar Type 5_Trial 6

| Burst | No. of Pulses | Pulse Width (μs) | Chirp Width (MHz) | Pulse 1-to-2 Spacing (μs) | Pulse 2-to-3 Spacing (μs) | Starting Location Within Interval (μs) |
|-------|---------------|------------------|-------------------|---------------------------|---------------------------|--|
| 1 | 1 | 70.600 | 15.000000 | --- | --- | 302.000 |
| 2 | 1 | 74.700 | 15.000000 | --- | --- | 299.000 |
| 3 | 1 | 63.600 | 15.000000 | --- | --- | 82.000 |
| 4 | 2 | 52.100 | 15.000000 | 1812.000 | --- | 536.000 |
| 5 | 1 | 97.500 | 15.000000 | --- | --- | 395.000 |
| 6 | 2 | 96.300 | 15.000000 | 1335.000 | --- | 250.000 |
| 7 | 3 | 70.800 | 15.000000 | 1052.000 | 1243.000 | 462.000 |
| 8 | 3 | 59.600 | 15.000000 | 1059.000 | 1550.000 | 477.000 |
| 9 | 3 | 99.200 | 15.000000 | 1633.000 | 1572.000 | 254.000 |
| 10 | 1 | 53.300 | 15.000000 | --- | --- | 33.000 |
| 11 | 3 | 98.600 | 15.000000 | 1526.000 | 1428.000 | 564.000 |
| 12 | 3 | 89.300 | 15.000000 | 1017.000 | 1662.000 | 221.000 |
| 13 | 1 | 62.700 | 15.000000 | --- | --- | 248.000 |
| 14 | 2 | 70.400 | 15.000000 | 1855.000 | --- | 232.000 |
| 15 | 3 | 61.400 | 15.000000 | 1444.000 | 1073.000 | 470.000 |
| 16 | 1 | 76.000 | 15.000000 | --- | --- | 441.000 |
| 17 | 2 | 90.800 | 15.000000 | 1164.000 | --- | 195.000 |
| 18 | 3 | 65.200 | 15.000000 | 1246.000 | 1582.000 | 246.000 |
| 19 | 3 | 74.700 | 15.000000 | 928.000 | 1671.000 | 194.000 |
| 20 | 2 | 75.100 | 15.000000 | 989.000 | --- | 83.000 |

**Detailed Results for Radar Type 5_Trial 7**

| Burst | No. of Pulses | Pulse Width (µs) | Chirp Width (MHz) | Pulse 1-to-2 Spacing (µs) | Pulse 2-to-3 Spacing (µs) | Starting Location Within Interval (µs) |
|-------|---------------|------------------|-------------------|---------------------------|---------------------------|--|
| 1 | 3 | 64.900 | 8.000000 | 1505.000 | 942.000 | 403.000 |
| 2 | 2 | 74.300 | 8.000000 | 1789.000 | --- | 177.000 |
| 3 | 3 | 70.800 | 8.000000 | 1084.000 | 1077.000 | 477.000 |
| 4 | 2 | 89.800 | 8.000000 | 1727.000 | --- | 39.000 |
| 5 | 2 | 93.800 | 8.000000 | 1220.000 | --- | 581.000 |
| 6 | 3 | 71.300 | 8.000000 | 1699.000 | 1079.000 | 519.000 |
| 7 | 2 | 73.200 | 8.000000 | 1306.000 | --- | 9.000 |
| 8 | 2 | 78.200 | 8.000000 | 1010.000 | --- | 72.000 |
| 9 | 3 | 65.600 | 8.000000 | 1443.000 | 1201.000 | 152.000 |
| 10 | 2 | 80.300 | 8.000000 | 1521.000 | --- | 187.000 |
| 11 | 1 | 53.000 | 8.000000 | --- | --- | 669.000 |
| 12 | 2 | 97.600 | 8.000000 | 1808.000 | --- | 558.000 |
| 13 | 2 | 69.000 | 8.000000 | 1583.000 | --- | 502.000 |
| 14 | 3 | 98.300 | 8.000000 | 1282.000 | 1548.000 | 356.000 |
| 15 | 3 | 58.000 | 8.000000 | 1058.000 | 1448.000 | 179.000 |
| 16 | 2 | 53.300 | 8.000000 | 993.000 | --- | 253.000 |
| 17 | 2 | 78.600 | 8.000000 | 1265.000 | --- | 413.000 |



Detailed Results for Radar Type 5_Trial 8

| Burst | No. of Pulses | Pulse Width (μs) | Chirp Width (MHz) | Pulse 1-to-2 Spacing (μs) | Pulse 2-to-3 Spacing (μs) | Starting Location Within Interval (μs) |
|-------|---------------|------------------|-------------------|---------------------------|---------------------------|--|
| 1 | 2 | 69.000 | 7.000000 | 1220.000 | --- | 20.000 |
| 2 | 3 | 88.500 | 7.000000 | 1376.000 | 1096.000 | 45.000 |
| 3 | 2 | 56.300 | 7.000000 | 1207.000 | --- | 779.000 |
| 4 | 2 | 88.800 | 7.000000 | 1793.000 | --- | 532.000 |
| 5 | 1 | 78.600 | 7.000000 | --- | --- | 577.000 |
| 6 | 2 | 82.300 | 7.000000 | 1534.000 | --- | 549.000 |
| 7 | 1 | 71.700 | 7.000000 | --- | --- | 612.000 |
| 8 | 2 | 52.800 | 7.000000 | 1891.000 | --- | 631.000 |
| 9 | 1 | 66.100 | 7.000000 | --- | --- | 166.000 |
| 10 | 2 | 72.800 | 7.000000 | 1460.000 | --- | 381.000 |
| 11 | 2 | 82.900 | 7.000000 | 1293.000 | --- | 451.000 |
| 12 | 3 | 72.300 | 7.000000 | 1224.000 | 1577.000 | 61.000 |
| 13 | 2 | 91.900 | 7.000000 | 1281.000 | --- | 619.000 |
| 14 | 3 | 82.400 | 7.000000 | 1570.000 | 1469.000 | 99.000 |

**Detailed Results for Radar Type 5_Trial 9**

| Burst | No. of Pulses | Pulse Width (μs) | Chirp Width (MHz) | Pulse 1-to-2 Spacing (μs) | Pulse 2-to-3 Spacing (μs) | Starting Location Within Interval (μs) |
|-------|---------------|------------------|-------------------|---------------------------|---------------------------|--|
| 1 | 3 | 76.300 | 6.000000 | 1673.000 | 1870.000 | 757.000 |
| 2 | 1 | 85.600 | 6.000000 | --- | --- | 712.000 |
| 3 | 2 | 87.400 | 6.000000 | 1495.000 | --- | 427.000 |
| 4 | 2 | 67.800 | 6.000000 | 1430.000 | --- | 153.000 |
| 5 | 1 | 80.900 | 6.000000 | --- | --- | 197.000 |
| 6 | 1 | 80.300 | 6.000000 | --- | --- | 160.000 |
| 7 | 3 | 86.500 | 6.000000 | 1329.000 | 1212.000 | 509.000 |
| 8 | 1 | 96.300 | 6.000000 | --- | --- | 828.000 |
| 9 | 1 | 80.800 | 6.000000 | --- | --- | 306.000 |
| 10 | 2 | 74.900 | 6.000000 | 1636.000 | --- | 609.000 |
| 11 | 3 | 60.400 | 6.000000 | 1278.000 | 1394.000 | 269.000 |
| 12 | 3 | 57.300 | 6.000000 | 1719.000 | 999.000 | 826.000 |
| 13 | 2 | 64.800 | 6.000000 | 1378.000 | --- | 41.000 |
| 14 | 2 | 66.600 | 6.000000 | 933.000 | --- | 631.000 |



Detailed Results for Radar Type 5_Trial 10

| Burst | No. of Pulses | Pulse Width (μs) | Chirp Width (MHz) | Pulse 1-to-2 Spacing (μs) | Pulse 2-to-3 Spacing (μs) | Starting Location Within Interval (μs) |
|-------|---------------|------------------|-------------------|---------------------------|---------------------------|--|
| 1 | 2 | 79.600 | 17.000000 | 1029.000 | --- | 270.000 |
| 2 | 1 | 90.200 | 17.000000 | --- | --- | 580.000 |
| 3 | 3 | 66.100 | 17.000000 | 1312.000 | 1766.000 | 86.000 |
| 4 | 1 | 95.200 | 17.000000 | --- | --- | 92.000 |
| 5 | 2 | 76.300 | 17.000000 | 1238.000 | --- | 368.000 |
| 6 | 2 | 75.800 | 17.000000 | 1106.000 | --- | 165.000 |
| 7 | 3 | 50.700 | 17.000000 | 1312.000 | 1580.000 | 377.000 |
| 8 | 3 | 56.300 | 17.000000 | 1837.000 | 1154.000 | 323.000 |
| 9 | 3 | 56.100 | 17.000000 | 1061.000 | 1394.000 | 400.000 |
| 10 | 3 | 81.200 | 17.000000 | 1582.000 | 1379.000 | 405.000 |
| 11 | 2 | 89.700 | 17.000000 | 1845.000 | --- | 506.000 |
| 12 | 1 | 97.800 | 17.000000 | --- | --- | 331.000 |
| 13 | 1 | 75.700 | 17.000000 | --- | --- | 430.000 |
| 14 | 3 | 50.200 | 17.000000 | 1237.000 | 1653.000 | 544.000 |
| 15 | 2 | 52.000 | 17.000000 | 1729.000 | --- | 339.000 |
| 16 | 2 | 69.400 | 17.000000 | 1603.000 | --- | 44.000 |
| 17 | 2 | 67.500 | 17.000000 | 1168.000 | --- | 521.000 |
| 18 | 2 | 98.100 | 17.000000 | 958.000 | --- | 384.000 |
| 19 | 3 | 63.600 | 17.000000 | 1260.000 | 1640.000 | 194.000 |

**Detailed Results for Radar Type 5_Trial 11**

| Burst | No. of Pulses | Pulse Width (μs) | Chirp Width (MHz) | Pulse 1-to-2 Spacing (μs) | Pulse 2-to-3 Spacing (μs) | Starting Location Within Interval (μs) |
|-------|---------------|------------------|-------------------|---------------------------|---------------------------|--|
| 1 | 2 | 78.100 | 10.000000 | 1102.000 | --- | 160.000 |
| 2 | 2 | 51.400 | 10.000000 | 957.000 | --- | 633.000 |
| 3 | 3 | 85.200 | 10.000000 | 1076.000 | 1386.000 | 363.000 |
| 4 | 1 | 96.300 | 10.000000 | --- | --- | 992.000 |
| 5 | 1 | 67.200 | 10.000000 | --- | --- | 751.000 |
| 6 | 3 | 68.900 | 10.000000 | 1284.000 | 1725.000 | 149.000 |
| 7 | 2 | 75.900 | 10.000000 | 958.000 | --- | 690.000 |
| 8 | 2 | 87.000 | 10.000000 | 1715.000 | --- | 512.000 |
| 9 | 1 | 88.500 | 10.000000 | --- | --- | 611.000 |
| 10 | 3 | 61.000 | 10.000000 | 1333.000 | 1179.000 | 361.000 |
| 11 | 1 | 57.000 | 10.000000 | --- | --- | 214.000 |
| 12 | 2 | 55.900 | 10.000000 | 1656.000 | --- | 643.000 |



Detailed Results for Radar Type 5_Trial 12

| Burst | No. of Pulses | Pulse Width (μs) | Chirp Width (MHz) | Pulse 1-to-2 Spacing (μs) | Pulse 2-to-3 Spacing (μs) | Starting Location Within Interval (μs) |
|-------|---------------|------------------|-------------------|---------------------------|---------------------------|--|
| 1 | 1 | 93.100 | 11.000000 | --- | --- | 422.000 |
| 2 | 3 | 61.300 | 11.000000 | 1194.000 | 1086.000 | 738.000 |
| 3 | 3 | 57.000 | 11.000000 | 1918.000 | 1102.000 | 523.000 |
| 4 | 3 | 91.800 | 11.000000 | 1588.000 | 1798.000 | 874.000 |
| 5 | 3 | 88.600 | 11.000000 | 1491.000 | 1061.000 | 748.000 |
| 6 | 3 | 62.400 | 11.000000 | 1019.000 | 1144.000 | 525.000 |
| 7 | 3 | 88.000 | 11.000000 | 1259.000 | 1713.000 | 641.000 |
| 8 | 2 | 77.700 | 11.000000 | 1025.000 | --- | 383.000 |
| 9 | 1 | 51.800 | 11.000000 | --- | --- | 554.000 |
| 10 | 1 | 55.900 | 11.000000 | --- | --- | 939.000 |
| 11 | 3 | 63.700 | 11.000000 | 1503.000 | 1789.000 | 182.000 |



Detailed Results for Radar Type 5_Trial 13

| Burst | No. of Pulses | Pulse Width (μs) | Chirp Width (MHz) | Pulse 1-to-2 Spacing (μs) | Pulse 2-to-3 Spacing (μs) | Starting Location Within Interval (μs) |
|-------|---------------|------------------|-------------------|---------------------------|---------------------------|--|
| 1 | 3 | 86.900 | 18.000000 | 1072.000 | 1743.000 | 270.000 |
| 2 | 3 | 81.200 | 18.000000 | 1473.000 | 1232.000 | 993.000 |
| 3 | 3 | 100.000 | 18.000000 | 1838.000 | 1883.000 | 1083.000 |
| 4 | 1 | 65.400 | 18.000000 | --- | --- | 815.000 |
| 5 | 3 | 80.200 | 18.000000 | 1355.000 | 1538.000 | 799.000 |
| 6 | 3 | 96.500 | 18.000000 | 1759.000 | 1784.000 | 72.000 |
| 7 | 3 | 80.300 | 18.000000 | 1386.000 | 1646.000 | 426.000 |
| 8 | 2 | 81.600 | 18.000000 | 1787.000 | --- | 878.000 |



Detailed Results for Radar Type 5_Trial 14

| Burst | No. of Pulses | Pulse Width (μs) | Chirp Width (MHz) | Pulse 1-to-2 Spacing (μs) | Pulse 2-to-3 Spacing (μs) | Starting Location Within Interval (μs) |
|-------|---------------|------------------|-------------------|---------------------------|---------------------------|--|
| 1 | 2 | 97.500 | 12.000000 | 1544.000 | --- | 99.000 |
| 2 | 2 | 65.600 | 12.000000 | 1375.000 | --- | 550.000 |
| 3 | 1 | 68.300 | 12.000000 | --- | --- | 550.000 |
| 4 | 3 | 50.300 | 12.000000 | 1878.000 | 1651.000 | 1131.000 |
| 5 | 3 | 51.700 | 12.000000 | 975.000 | 1518.000 | 102.000 |
| 6 | 3 | 57.200 | 12.000000 | 1700.000 | 1447.000 | 1041.000 |
| 7 | 2 | 98.400 | 12.000000 | 1637.000 | --- | 130.000 |
| 8 | 3 | 58.900 | 12.000000 | 1602.000 | 1161.000 | 38.000 |
| 9 | 2 | 60.100 | 12.000000 | 984.000 | --- | 333.000 |

**Detailed Results for Radar Type 5_Trial 15**

| Burst | No. of Pulses | Pulse Width (µs) | Chirp Width (MHz) | Pulse 1-to-2 Spacing (µs) | Pulse 2-to-3 Spacing (µs) | Starting Location Within Interval (µs) |
|-------|---------------|------------------|-------------------|---------------------------|---------------------------|--|
| 1 | 1 | 80.100 | 9.000000 | --- | --- | 183.000 |
| 2 | 2 | 59.600 | 9.000000 | 946.000 | --- | 473.000 |
| 3 | 2 | 89.000 | 9.000000 | 1573.000 | --- | 426.000 |
| 4 | 2 | 68.300 | 9.000000 | 1801.000 | --- | 366.000 |
| 5 | 1 | 89.400 | 9.000000 | --- | --- | 250.000 |
| 6 | 2 | 64.000 | 9.000000 | 958.000 | --- | 447.000 |
| 7 | 2 | 82.200 | 9.000000 | 1272.000 | --- | 585.000 |
| 8 | 2 | 67.300 | 9.000000 | 1688.000 | --- | 134.000 |
| 9 | 2 | 52.500 | 9.000000 | 1696.000 | --- | 264.000 |
| 10 | 2 | 84.100 | 9.000000 | 1133.000 | --- | 335.000 |
| 11 | 2 | 53.000 | 9.000000 | 1374.000 | --- | 890.000 |
| 12 | 2 | 62.000 | 9.000000 | 1636.000 | --- | 526.000 |
| 13 | 3 | 96.100 | 9.000000 | 1660.000 | 1103.000 | 493.000 |

**Detailed Results for Radar Type 5_Trial 16**

| Burst | No. of Pulses | Pulse Width (μs) | Chirp Width (MHz) | Pulse 1-to-2 Spacing (μs) | Pulse 2-to-3 Spacing (μs) | Starting Location Within Interval (μs) |
|-------|---------------|------------------|-------------------|---------------------------|---------------------------|--|
| 1 | 3 | 53.000 | 16.000000 | 1731.000 | 1776.000 | 102.000 |
| 2 | 2 | 61.000 | 16.000000 | 988.000 | --- | 570.000 |
| 3 | 1 | 59.900 | 16.000000 | --- | --- | 566.000 |
| 4 | 1 | 85.500 | 16.000000 | --- | --- | 213.000 |
| 5 | 3 | 94.800 | 16.000000 | 1100.000 | 1674.000 | 103.000 |
| 6 | 3 | 81.600 | 16.000000 | 979.000 | 1275.000 | 44.000 |
| 7 | 1 | 57.300 | 16.000000 | --- | --- | 498.000 |
| 8 | 2 | 93.800 | 16.000000 | 999.000 | --- | 772.000 |
| 9 | 2 | 75.100 | 16.000000 | 1593.000 | --- | 686.000 |
| 10 | 3 | 96.400 | 16.000000 | 1515.000 | 1372.000 | 320.000 |
| 11 | 2 | 59.600 | 16.000000 | 1224.000 | --- | 9.000 |
| 12 | 2 | 69.600 | 16.000000 | 1553.000 | --- | 192.000 |
| 13 | 1 | 84.300 | 16.000000 | --- | --- | 102.000 |
| 14 | 3 | 70.600 | 16.000000 | 1234.000 | 961.000 | 644.000 |
| 15 | 1 | 97.700 | 16.000000 | --- | --- | 436.000 |



Detailed Results for Radar Type 5_Trial 17

| Burst | No. of Pulses | Pulse Width (µs) | Chirp Width (MHz) | Pulse 1-to-2 Spacing (µs) | Pulse 2-to-3 Spacing (µs) | Starting Location Within Interval (µs) |
|-------|---------------|------------------|-------------------|---------------------------|---------------------------|--|
| 1 | 2 | 78.300 | 8.000000 | 1113.000 | --- | 442.000 |
| 2 | 3 | 73.800 | 8.000000 | 1354.000 | 1837.000 | 373.000 |
| 3 | 3 | 76.100 | 8.000000 | 1355.000 | 1639.000 | 48.000 |
| 4 | 3 | 87.300 | 8.000000 | 1498.000 | 1822.000 | 357.000 |
| 5 | 1 | 50.900 | 8.000000 | --- | --- | 161.000 |
| 6 | 2 | 69.700 | 8.000000 | 1619.000 | --- | 132.000 |
| 7 | 3 | 76.000 | 8.000000 | 1288.000 | 1532.000 | 644.000 |
| 8 | 2 | 60.600 | 8.000000 | 1300.000 | --- | 48.000 |
| 9 | 1 | 98.100 | 8.000000 | --- | --- | 403.000 |
| 10 | 2 | 52.200 | 8.000000 | 1422.000 | --- | 506.000 |
| 11 | 2 | 98.400 | 8.000000 | 1351.000 | --- | 22.000 |
| 12 | 2 | 87.700 | 8.000000 | 1180.000 | --- | 634.000 |
| 13 | 3 | 82.400 | 8.000000 | 1704.000 | 1848.000 | 28.000 |
| 14 | 3 | 68.900 | 8.000000 | 1080.000 | 1341.000 | 12.000 |
| 15 | 2 | 71.600 | 8.000000 | 1681.000 | --- | 577.000 |
| 16 | 3 | 93.100 | 8.000000 | 1758.000 | 1536.000 | 609.000 |
| 17 | 2 | 52.100 | 8.000000 | 1941.000 | --- | 612.000 |
| 18 | 2 | 89.200 | 8.000000 | 966.000 | --- | 60.000 |



Detailed Results for Radar Type 5_Trial 18

| Burst | No. of Pulses | Pulse Width (μs) | Chirp Width (MHz) | Pulse 1-to-2 Spacing (μs) | Pulse 2-to-3 Spacing (μs) | Starting Location Within Interval (μs) |
|-------|---------------|------------------|-------------------|---------------------------|---------------------------|--|
| 1 | 2 | 52.100 | 18.000000 | 1215.000 | --- | 17.000 |
| 2 | 3 | 99.800 | 18.000000 | 1736.000 | 1673.000 | 148.000 |
| 3 | 2 | 53.200 | 18.000000 | 1233.000 | --- | 12.000 |
| 4 | 1 | 87.200 | 18.000000 | --- | --- | 540.000 |
| 5 | 2 | 75.200 | 18.000000 | 975.000 | --- | 618.000 |
| 6 | 3 | 63.600 | 18.000000 | 1614.000 | 1448.000 | 732.000 |
| 7 | 2 | 61.200 | 18.000000 | 1118.000 | --- | 137.000 |
| 8 | 2 | 86.400 | 18.000000 | 1014.000 | --- | 331.000 |
| 9 | 2 | 79.400 | 18.000000 | 1910.000 | --- | 737.000 |
| 10 | 2 | 84.300 | 18.000000 | 1126.000 | --- | 48.000 |
| 11 | 2 | 81.500 | 18.000000 | 1345.000 | --- | 288.000 |
| 12 | 3 | 81.300 | 18.000000 | 1810.000 | 952.000 | 529.000 |
| 13 | 2 | 94.900 | 18.000000 | 1306.000 | --- | 612.000 |
| 14 | 3 | 69.600 | 18.000000 | 1632.000 | 1730.000 | 692.000 |
| 15 | 3 | 73.300 | 18.000000 | 1015.000 | 1552.000 | 317.000 |
| 16 | 3 | 93.100 | 18.000000 | 1179.000 | 1533.000 | 7.000 |



Detailed Results for Radar Type 5_Trial 19

| Burst | No. of Pulses | Pulse Width (μs) | Chirp Width (MHz) | Pulse 1-to-2 Spacing (μs) | Pulse 2-to-3 Spacing (μs) | Starting Location Within Interval (μs) |
|-------|---------------|------------------|-------------------|---------------------------|---------------------------|--|
| 1 | 1 | 66.600 | 20.000000 | --- | --- | 330.000 |
| 2 | 1 | 74.500 | 20.000000 | --- | --- | 248.000 |
| 3 | 2 | 68.200 | 20.000000 | 1149.000 | --- | 80.000 |
| 4 | 2 | 70.100 | 20.000000 | 1849.000 | --- | 536.000 |
| 5 | 3 | 65.800 | 20.000000 | 1316.000 | 1180.000 | 623.000 |
| 6 | 3 | 82.100 | 20.000000 | 1690.000 | 1661.000 | 503.000 |
| 7 | 2 | 95.900 | 20.000000 | 1840.000 | --- | 687.000 |
| 8 | 1 | 51.100 | 20.000000 | --- | --- | 107.000 |
| 9 | 2 | 99.600 | 20.000000 | 1035.000 | --- | 389.000 |
| 10 | 1 | 59.600 | 20.000000 | --- | --- | 424.000 |
| 11 | 3 | 96.000 | 20.000000 | 1733.000 | 1820.000 | 427.000 |
| 12 | 3 | 64.400 | 20.000000 | 1553.000 | 1679.000 | 204.000 |
| 13 | 2 | 82.800 | 20.000000 | 1451.000 | --- | 69.000 |
| 14 | 2 | 86.800 | 20.000000 | 1508.000 | --- | 573.000 |
| 15 | 2 | 76.300 | 20.000000 | 1738.000 | --- | 361.000 |
| 16 | 2 | 83.800 | 20.000000 | 1152.000 | --- | 683.000 |



Detailed Results for Radar Type 5_Trial 20

| Burst | No. of Pulses | Pulse Width (μs) | Chirp Width (MHz) | Pulse 1-to-2 Spacing (μs) | Pulse 2-to-3 Spacing (μs) | Starting Location Within Interval (μs) |
|-------|---------------|------------------|-------------------|---------------------------|---------------------------|--|
| 1 | 2 | 57.400 | 6.000000 | 963.000 | --- | 180.000 |
| 2 | 2 | 93.600 | 6.000000 | 1584.000 | --- | 459.000 |
| 3 | 2 | 80.100 | 6.000000 | 1493.000 | --- | 435.000 |
| 4 | 1 | 64.100 | 6.000000 | --- | --- | 1256.000 |
| 5 | 2 | 67.700 | 6.000000 | 1215.000 | --- | 734.000 |
| 6 | 1 | 96.500 | 6.000000 | --- | --- | 1281.000 |
| 7 | 2 | 81.500 | 6.000000 | 974.000 | --- | 1432.000 |
| 8 | 2 | 66.800 | 6.000000 | 1558.000 | --- | 92.000 |



Detailed Results for Radar Type 5_Trial 21

| Burst | No. of Pulses | Pulse Width (µs) | Chirp Width (MHz) | Pulse 1-to-2 Spacing (µs) | Pulse 2-to-3 Spacing (µs) | Starting Location Within Interval (µs) |
|-------|---------------|------------------|-------------------|---------------------------|---------------------------|--|
| 1 | 1 | 80.900 | 6.000000 | --- | --- | 565.000 |
| 2 | 3 | 55.800 | 6.000000 | 1708.000 | 1448.000 | 439.000 |
| 3 | 2 | 93.400 | 6.000000 | 985.000 | --- | 706.000 |
| 4 | 2 | 83.200 | 6.000000 | 1912.000 | --- | 758.000 |
| 5 | 3 | 59.100 | 6.000000 | 1594.000 | 1591.000 | 79.000 |
| 6 | 2 | 74.400 | 6.000000 | 939.000 | --- | 107.000 |
| 7 | 3 | 85.400 | 6.000000 | 1733.000 | 1253.000 | 238.000 |
| 8 | 3 | 98.000 | 6.000000 | 1896.000 | 1606.000 | 373.000 |
| 9 | 1 | 92.100 | 6.000000 | --- | --- | 363.000 |
| 10 | 1 | 84.400 | 6.000000 | --- | --- | 227.000 |
| 11 | 2 | 67.400 | 6.000000 | 1272.000 | --- | 646.000 |
| 12 | 3 | 92.000 | 6.000000 | 1831.000 | 1066.000 | 457.000 |
| 13 | 3 | 87.500 | 6.000000 | 1763.000 | 1055.000 | 22.000 |



Detailed Results for Radar Type 5_Trial 22

| Burst | No. of Pulses | Pulse Width (µs) | Chirp Width (MHz) | Pulse 1-to-2 Spacing (µs) | Pulse 2-to-3 Spacing (µs) | Starting Location Within Interval (µs) |
|-------|---------------|------------------|-------------------|---------------------------|---------------------------|--|
| 1 | 2 | 54.600 | 13.000000 | 1482.000 | --- | 997.000 |
| 2 | 3 | 58.000 | 13.000000 | 1111.000 | 999.000 | 712.000 |
| 3 | 3 | 63.400 | 13.000000 | 1268.000 | 1709.000 | 269.000 |
| 4 | 3 | 67.400 | 13.000000 | 1035.000 | 1498.000 | 377.000 |
| 5 | 3 | 70.200 | 13.000000 | 1122.000 | 999.000 | 381.000 |
| 6 | 1 | 92.500 | 13.000000 | --- | --- | 942.000 |
| 7 | 3 | 63.900 | 13.000000 | 1233.000 | 1239.000 | 49.000 |
| 8 | 1 | 67.700 | 13.000000 | --- | --- | 121.000 |
| 9 | 2 | 74.700 | 13.000000 | 1791.000 | --- | 596.000 |
| 10 | 2 | 98.000 | 13.000000 | 1740.000 | --- | 602.000 |



Detailed Results for Radar Type 5_Trial 23

| Burst | No. of Pulses | Pulse Width (µs) | Chirp Width (MHz) | Pulse 1-to-2 Spacing (µs) | Pulse 2-to-3 Spacing (µs) | Starting Location Within Interval (µs) |
|-------|---------------|------------------|-------------------|---------------------------|---------------------------|--|
| 1 | 3 | 66.400 | 15.000000 | 1599.000 | 1875.000 | 190.000 |
| 2 | 1 | 73.600 | 15.000000 | --- | --- | 165.000 |
| 3 | 2 | 55.200 | 15.000000 | 1726.000 | --- | 332.000 |
| 4 | 2 | 62.700 | 15.000000 | 1752.000 | --- | 117.000 |
| 5 | 3 | 50.600 | 15.000000 | 1523.000 | 1052.000 | 572.000 |
| 6 | 2 | 57.800 | 15.000000 | 944.000 | --- | 746.000 |
| 7 | 3 | 98.000 | 15.000000 | 1343.000 | 1215.000 | 147.000 |
| 8 | 2 | 82.800 | 15.000000 | 1182.000 | --- | 30.000 |
| 9 | 2 | 62.900 | 15.000000 | 1549.000 | --- | 395.000 |
| 10 | 2 | 50.700 | 15.000000 | 1196.000 | --- | 333.000 |
| 11 | 3 | 69.200 | 15.000000 | 1106.000 | 1036.000 | 388.000 |
| 12 | 3 | 60.900 | 15.000000 | 1175.000 | 1183.000 | 612.000 |
| 13 | 2 | 78.500 | 15.000000 | 1908.000 | --- | 125.000 |
| 14 | 2 | 67.800 | 15.000000 | 1667.000 | --- | 502.000 |
| 15 | 2 | 58.000 | 15.000000 | 1869.000 | --- | 224.000 |



Detailed Results for Radar Type 5_Trial 24

| Burst | No. of Pulses | Pulse Width (μs) | Chirp Width (MHz) | Pulse 1-to-2 Spacing (μs) | Pulse 2-to-3 Spacing (μs) | Starting Location Within Interval (μs) |
|-------|---------------|------------------|-------------------|---------------------------|---------------------------|--|
| 1 | 2 | 70.500 | 17.000000 | 956.000 | --- | 247.000 |
| 2 | 3 | 85.800 | 17.000000 | 1726.000 | 1051.000 | 659.000 |
| 3 | 2 | 67.600 | 17.000000 | 1910.000 | --- | 383.000 |
| 4 | 2 | 97.900 | 17.000000 | 1794.000 | --- | 123.000 |
| 5 | 3 | 55.000 | 17.000000 | 1798.000 | 1000.000 | 48.000 |
| 6 | 2 | 55.900 | 17.000000 | 1322.000 | --- | 464.000 |
| 7 | 3 | 53.400 | 17.000000 | 1270.000 | 1431.000 | 347.000 |
| 8 | 2 | 88.300 | 17.000000 | 1417.000 | --- | 544.000 |
| 9 | 2 | 95.600 | 17.000000 | 1228.000 | --- | 453.000 |
| 10 | 2 | 70.400 | 17.000000 | 1039.000 | --- | 291.000 |
| 11 | 2 | 53.000 | 17.000000 | 1860.000 | --- | 689.000 |
| 12 | 1 | 80.600 | 17.000000 | --- | --- | 628.000 |
| 13 | 3 | 67.000 | 17.000000 | 1382.000 | 1724.000 | 487.000 |
| 14 | 2 | 67.300 | 17.000000 | 1895.000 | --- | 682.000 |
| 15 | 2 | 63.100 | 17.000000 | 1171.000 | --- | 343.000 |
| 16 | 2 | 79.400 | 17.000000 | 1369.000 | --- | 186.000 |



Detailed Results for Radar Type 5_Trial 25

| Burst | No. of Pulses | Pulse Width (µs) | Chirp Width (MHz) | Pulse 1-to-2 Spacing (µs) | Pulse 2-to-3 Spacing (µs) | Starting Location Within Interval (µs) |
|-------|---------------|------------------|-------------------|---------------------------|---------------------------|--|
| 1 | 2 | 68.600 | 13.000000 | 1614.000 | --- | 278.000 |
| 2 | 3 | 78.700 | 13.000000 | 1230.000 | 1429.000 | 455.000 |
| 3 | 2 | 72.000 | 13.000000 | 1581.000 | --- | 173.000 |
| 4 | 2 | 75.600 | 13.000000 | 977.000 | --- | 212.000 |
| 5 | 2 | 65.500 | 13.000000 | 1725.000 | --- | 589.000 |
| 6 | 2 | 55.000 | 13.000000 | 1600.000 | --- | 3.000 |
| 7 | 1 | 57.000 | 13.000000 | --- | --- | 642.000 |
| 8 | 2 | 70.100 | 13.000000 | 1454.000 | --- | 556.000 |
| 9 | 2 | 52.700 | 13.000000 | 1212.000 | --- | 448.000 |
| 10 | 3 | 61.200 | 13.000000 | 1845.000 | 1035.000 | 543.000 |
| 11 | 2 | 98.000 | 13.000000 | 1740.000 | --- | 298.000 |
| 12 | 2 | 56.300 | 13.000000 | 1488.000 | --- | 3.000 |
| 13 | 3 | 74.200 | 13.000000 | 1454.000 | 1697.000 | 589.000 |
| 14 | 1 | 91.600 | 13.000000 | --- | --- | 282.000 |
| 15 | 3 | 70.600 | 13.000000 | 1578.000 | 1218.000 | 414.000 |



Detailed Results for Radar Type 5_Trial 26

| Burst | No. of Pulses | Pulse Width (µs) | Chirp Width (MHz) | Pulse 1-to-2 Spacing (µs) | Pulse 2-to-3 Spacing (µs) | Starting Location Within Interval (µs) |
|-------|---------------|------------------|-------------------|---------------------------|---------------------------|--|
| 1 | 2 | 55.900 | 14.000000 | 1883.000 | --- | 1025.000 |
| 2 | 2 | 64.100 | 14.000000 | 1710.000 | --- | 849.000 |
| 3 | 2 | 77.200 | 14.000000 | 1650.000 | --- | 136.000 |
| 4 | 2 | 96.600 | 14.000000 | 1520.000 | --- | 468.000 |
| 5 | 2 | 98.000 | 14.000000 | 923.000 | --- | 376.000 |
| 6 | 2 | 66.700 | 14.000000 | 1462.000 | --- | 705.000 |
| 7 | 3 | 66.400 | 14.000000 | 1003.000 | 1192.000 | 1416.000 |
| 8 | 2 | 57.000 | 14.000000 | 1038.000 | --- | 240.000 |

**Detailed Results for Radar Type 5_Trial 27**

| Burst | No. of Pulses | Pulse Width (μs) | Chirp Width (MHz) | Pulse 1-to-2 Spacing (μs) | Pulse 2-to-3 Spacing (μs) | Starting Location Within Interval (μs) |
|-------|---------------|------------------|-------------------|---------------------------|---------------------------|--|
| 1 | 3 | 75.600 | 14.000000 | 1717.000 | 1819.000 | 814.000 |
| 2 | 2 | 87.500 | 14.000000 | 1850.000 | --- | 108.000 |
| 3 | 1 | 69.100 | 14.000000 | --- | --- | 310.000 |
| 4 | 2 | 55.800 | 14.000000 | 972.000 | --- | 0.000 |
| 5 | 1 | 90.600 | 14.000000 | --- | --- | 277.000 |
| 6 | 2 | 87.800 | 14.000000 | 1808.000 | --- | 20.000 |
| 7 | 1 | 74.000 | 14.000000 | --- | --- | 35.000 |
| 8 | 3 | 94.800 | 14.000000 | 1120.000 | 938.000 | 554.000 |
| 9 | 2 | 57.200 | 14.000000 | 1619.000 | --- | 141.000 |
| 10 | 1 | 56.000 | 14.000000 | --- | --- | 595.000 |
| 11 | 2 | 99.500 | 14.000000 | 1143.000 | --- | 262.000 |
| 12 | 2 | 66.500 | 14.000000 | 1675.000 | --- | 557.000 |



Detailed Results for Radar Type 5_Trial 28

| Burst | No. of Pulses | Pulse Width (µs) | Chirp Width (MHz) | Pulse 1-to-2 Spacing (µs) | Pulse 2-to-3 Spacing (µs) | Starting Location Within Interval (µs) |
|-------|---------------|------------------|-------------------|---------------------------|---------------------------|--|
| 1 | 1 | 64.600 | 15.000000 | --- | --- | 373.000 |
| 2 | 2 | 95.900 | 15.000000 | 1430.000 | --- | 66.000 |
| 3 | 2 | 54.800 | 15.000000 | 1287.000 | --- | 696.000 |
| 4 | 2 | 63.800 | 15.000000 | 1654.000 | --- | 597.000 |
| 5 | 2 | 55.100 | 15.000000 | 1400.000 | --- | 517.000 |
| 6 | 2 | 92.900 | 15.000000 | 1849.000 | --- | 259.000 |
| 7 | 3 | 56.500 | 15.000000 | 1000.000 | 1682.000 | 660.000 |
| 8 | 1 | 61.700 | 15.000000 | --- | --- | 591.000 |
| 9 | 1 | 58.100 | 15.000000 | --- | --- | 474.000 |
| 10 | 2 | 95.400 | 15.000000 | 1214.000 | --- | 1077.000 |
| 11 | 2 | 96.700 | 15.000000 | 1667.000 | --- | 917.000 |

**Detailed Results for Radar Type 5_Trial 29**

| Burst | No. of Pulses | Pulse Width (μs) | Chirp Width (MHz) | Pulse 1-to-2 Spacing (μs) | Pulse 2-to-3 Spacing (μs) | Starting Location Within Interval (μs) |
|-------|---------------|------------------|-------------------|---------------------------|---------------------------|--|
| 1 | 3 | 93.000 | 5.000000 | 1554.000 | 1785.000 | 287.000 |
| 2 | 1 | 83.900 | 5.000000 | --- | --- | 719.000 |
| 3 | 1 | 58.600 | 5.000000 | --- | --- | 22.000 |
| 4 | 2 | 51.600 | 5.000000 | 1301.000 | --- | 508.000 |
| 5 | 2 | 86.000 | 5.000000 | 971.000 | --- | 394.000 |
| 6 | 2 | 52.400 | 5.000000 | 1014.000 | --- | 126.000 |
| 7 | 2 | 81.600 | 5.000000 | 1650.000 | --- | 756.000 |
| 8 | 2 | 73.500 | 5.000000 | 1428.000 | --- | 653.000 |
| 9 | 1 | 58.900 | 5.000000 | --- | --- | 761.000 |
| 10 | 1 | 93.500 | 5.000000 | --- | --- | 118.000 |
| 11 | 2 | 90.600 | 5.000000 | 1774.000 | --- | 108.000 |
| 12 | 2 | 58.400 | 5.000000 | 1448.000 | --- | 740.000 |
| 13 | 2 | 89.100 | 5.000000 | 1406.000 | --- | 689.000 |
| 14 | 2 | 73.900 | 5.000000 | 1071.000 | --- | 160.000 |
| 15 | 1 | 61.700 | 5.000000 | --- | --- | 172.000 |

**Detailed Results for Radar Type 5_Trial 30**

| Burst | No. of Pulses | Pulse Width (μs) | Chirp Width (MHz) | Pulse 1-to-2 Spacing (μs) | Pulse 2-to-3 Spacing (μs) | Starting Location Within Interval (μs) |
|-------|---------------|------------------|-------------------|---------------------------|---------------------------|--|
| 1 | 2 | 59.500 | 11.000000 | 1738.000 | --- | 660.000 |
| 2 | 1 | 57.000 | 11.000000 | --- | --- | 796.000 |
| 3 | 2 | 54.400 | 11.000000 | 1891.000 | --- | 779.000 |
| 4 | 2 | 97.500 | 11.000000 | 1566.000 | --- | 298.000 |
| 5 | 3 | 52.000 | 11.000000 | 1941.000 | 1472.000 | 201.000 |
| 6 | 1 | 62.500 | 11.000000 | --- | --- | 211.000 |
| 7 | 2 | 79.100 | 11.000000 | 1016.000 | --- | 30.000 |
| 8 | 2 | 98.600 | 11.000000 | 927.000 | --- | 485.000 |
| 9 | 2 | 52.900 | 11.000000 | 1814.000 | --- | 328.000 |
| 10 | 2 | 64.600 | 11.000000 | 1644.000 | --- | 339.000 |
| 11 | 3 | 75.300 | 11.000000 | 1710.000 | 1296.000 | 500.000 |
| 12 | 1 | 74.200 | 11.000000 | --- | --- | 451.000 |
| 13 | 1 | 58.400 | 11.000000 | --- | --- | 160.000 |
| 14 | 1 | 97.500 | 11.000000 | --- | --- | 573.000 |



Detailed Results for Radar Type 6

| Trial Number | Pulse Width (μs) | PRI (μs) | No. of Pulses | Pulses Detected | Comment |
|--------------|------------------|----------|---------------|-----------------|---------|
| 1 | 1.000 | 300.000 | 9 | YES | |
| 2 | 1.000 | 300.000 | 9 | YES | |
| 3 | 1.000 | 300.000 | 9 | YES | |
| 4 | 1.000 | 300.000 | 9 | YES | |
| 5 | 1.000 | 300.000 | 9 | YES | |
| 6 | 1.000 | 300.000 | 9 | YES | |
| 7 | 1.000 | 300.000 | 9 | YES | |
| 8 | 1.000 | 300.000 | 9 | YES | |
| 9 | 1.000 | 300.000 | 9 | YES | |
| 10 | 1.000 | 300.000 | 9 | YES | |
| 11 | 1.000 | 300.000 | 9 | YES | |
| 12 | 1.000 | 300.000 | 9 | YES | |
| 13 | 1.000 | 300.000 | 9 | YES | |
| 14 | 1.000 | 300.000 | 9 | YES | |
| 15 | 1.000 | 300.000 | 9 | YES | |
| 16 | 1.000 | 300.000 | 9 | YES | |
| 17 | 1.000 | 300.000 | 9 | YES | |
| 18 | 1.000 | 300.000 | 9 | YES | |
| 19 | 1.000 | 300.000 | 9 | YES | |
| 20 | 1.000 | 300.000 | 9 | YES | |
| 21 | 1.000 | 300.000 | 9 | YES | |
| 22 | 1.000 | 300.000 | 9 | YES | |
| 23 | 1.000 | 300.000 | 9 | YES | |
| 24 | 1.000 | 300.000 | 9 | YES | |
| 25 | 1.000 | 300.000 | 9 | YES | |
| 26 | 1.000 | 300.000 | 9 | YES | |
| 27 | 1.000 | 300.000 | 9 | YES | |
| 28 | 1.000 | 300.000 | 9 | YES | |
| 29 | 1.000 | 300.000 | 9 | YES | |
| 30 | 1.000 | 300.000 | 9 | YES | |

Note: All the test modes have been tested, only the worst data recorded in the report.

END OF REPORT