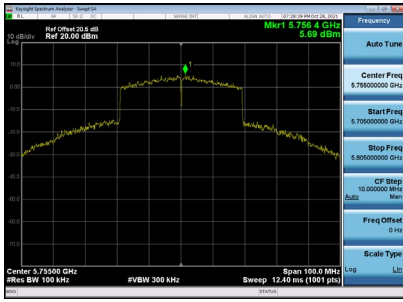


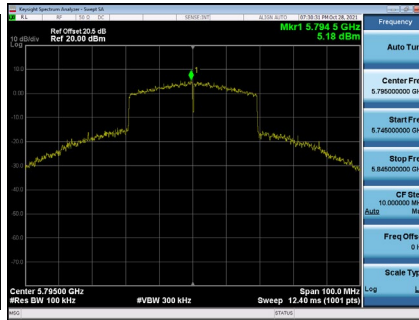
Test Mode	UNII-3_TX AX(HE40) Mode_Ant. 1
-----------	--------------------------------

Channel	Frequency (MHz)	Power Spectral Density (dBm/500 kHz)	Duty Factor	Power Spectral Density + Duty Factor (dBm/500 kHz)	Max. Limit (dBm/500 kHz)	Result
151	5755	5.69	0.40	6.09	30.00	Complies
159	5795	5.18	0.40	5.58	30.00	Complies

CH151



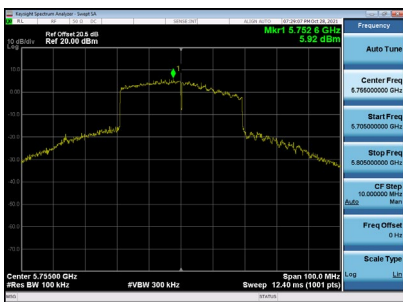
CH159



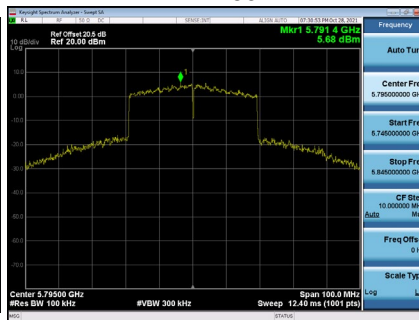
Test Mode	UNII-3_TX AX(HE40) Mode_Ant. 2
-----------	--------------------------------

Channel	Frequency (MHz)	Power Spectral Density (dBm/500 kHz)	Duty Factor	Power Spectral Density + Duty Factor (dBm/500 kHz)	Max. Limit (dBm/500 kHz)	Result
151	5755	5.92	0.40	6.32	30.00	Complies
159	5795	5.68	0.40	6.08	30.00	Complies

CH151



CH159



Test Mode	UNII-3_TX AX(HE40) Mode_Total
-----------	-------------------------------

Channel	Frequency (MHz)	Power Spectral Density (dBm/500 kHz)	Max. Limit (dBm/500 kHz)	Result
151	5755	9.22	30.00	Complies
159	5795	8.85	30.00	Complies

Test Mode	UNII-3_TX AX(HE80) Mode_Ant. 1
-----------	--------------------------------

Channel	Frequency (MHz)	Power Spectral Density (dBm/500 kHz)	Duty Factor	Power Spectral Density + Duty Factor (dBm/500 kHz)	Max. Limit (dBm/500 kHz)	Result
155	5775	2.66	0.74	3.40	30.00	Complies



Test Mode	UNII-3_TX AX(HE80) Mode_Ant. 2
-----------	--------------------------------

Channel	Frequency (MHz)	Power Spectral Density (dBm/500 kHz)	Duty Factor	Power Spectral Density + Duty Factor (dBm/500 kHz)	Max. Limit (dBm/500 kHz)	Result
155	5775	2.79	0.74	3.53	30.00	Complies



Test Mode	UNII-3_TX AX(HE80) Mode_Total
-----------	-------------------------------

Channel	Frequency (MHz)	Power Spectral Density (dBm/500 kHz)	Max. Limit (dBm/500 kHz)	Result
155	5775	6.48	30.00	Complies

APPENDIX H - FREQUENCY STABILITY

Test Mode	UNII-1
-----------	--------

Voltage vs. Frequency Stability

Voltage (V)	Measurement Frequency (MHz)
Center Frequency	5180.0000
138	5180.1599
120	5180.1550
102	5180.1550
Maximum Deviation (MHz)	0.1599
Maximum Deviation (ppm)	30.8663

Temperature vs. Frequency Stability

Temperature (°C)	Measurement Frequency (MHz)
Center Frequency	5180.0000
0	5180.1550
10	5180.1550
20	5180.1550
30	5180.1550
40	5180.1550
Maximum Deviation (MHz)	0.1550
Maximum Deviation (ppm)	29.9252

Test Mode	UNII-3
-----------	--------

Voltage vs. Frequency Stability

Voltage (V)	Measurement Frequency (MHz)
Center Frequency	5745.0000
138	5745.1599
120	5745.1600
102	5745.1599
Maximum Deviation (MHz)	0.1600
Maximum Deviation (ppm)	27.8481

Temperature vs. Frequency Stability

Temperature (°C)	Measurement Frequency (MHz)
Center Frequency	5745.0000
0	5745.1550
10	5745.1550
20	5745.1600
30	5745.1550
40	5745.1550
Maximum Deviation (MHz)	0.1600
Maximum Deviation (ppm)	27.8481

End of Test Report