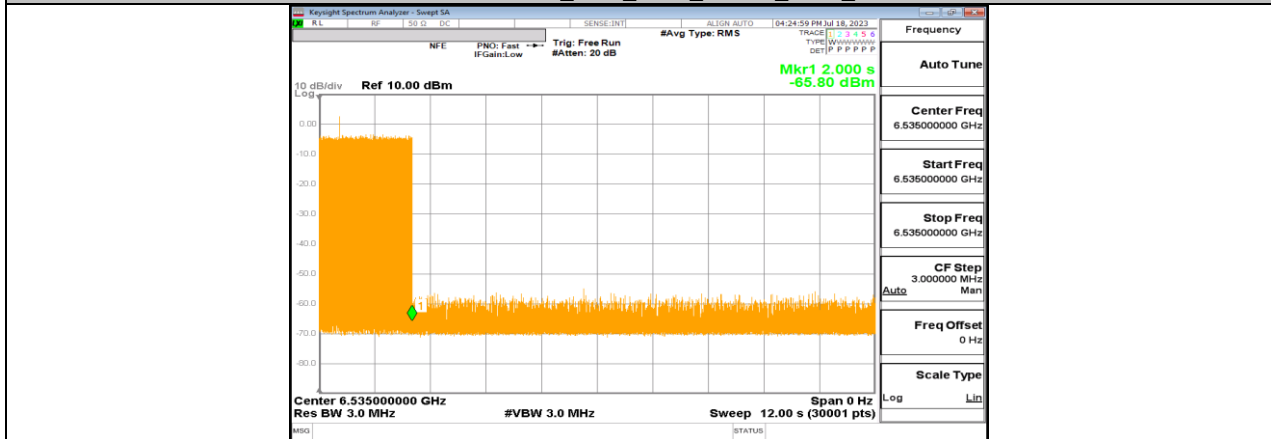
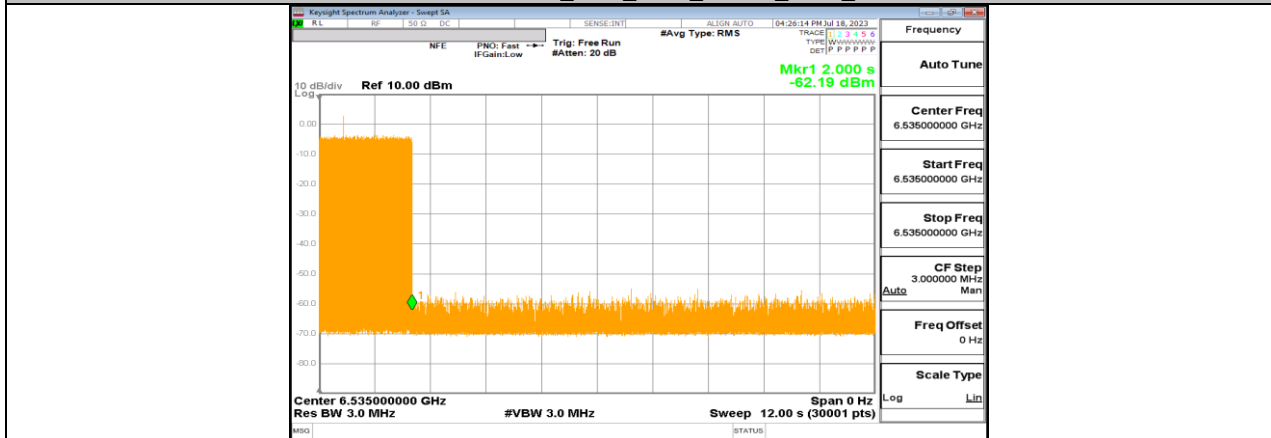


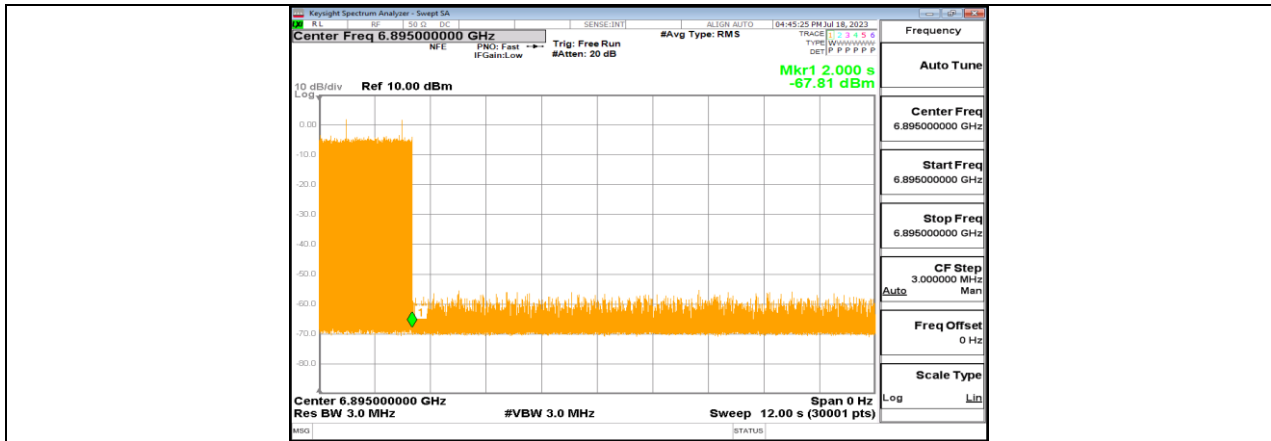
11BE20MIMO_Ant1_6535_Center_6535_8



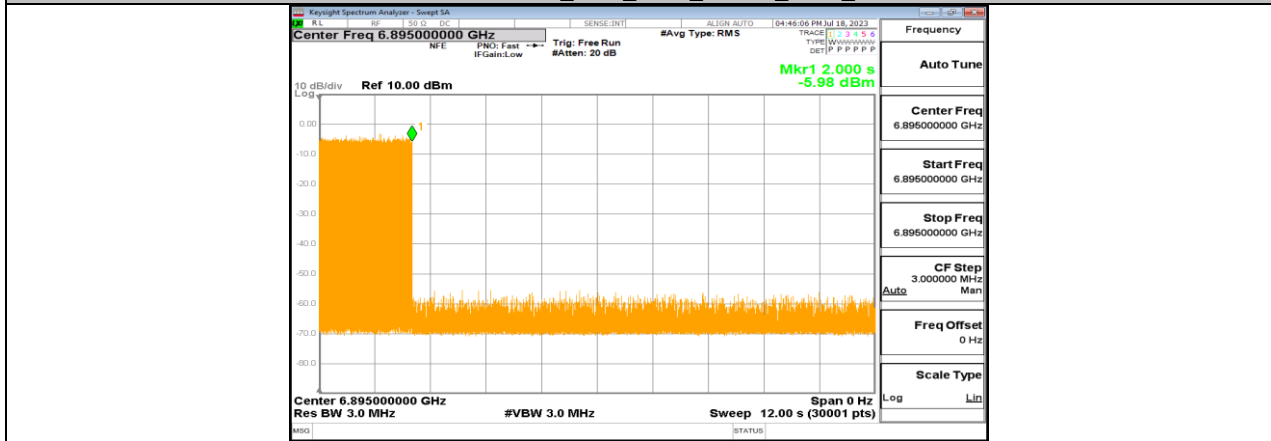
11BE20MIMO_Ant1_6535_Center_6535_9



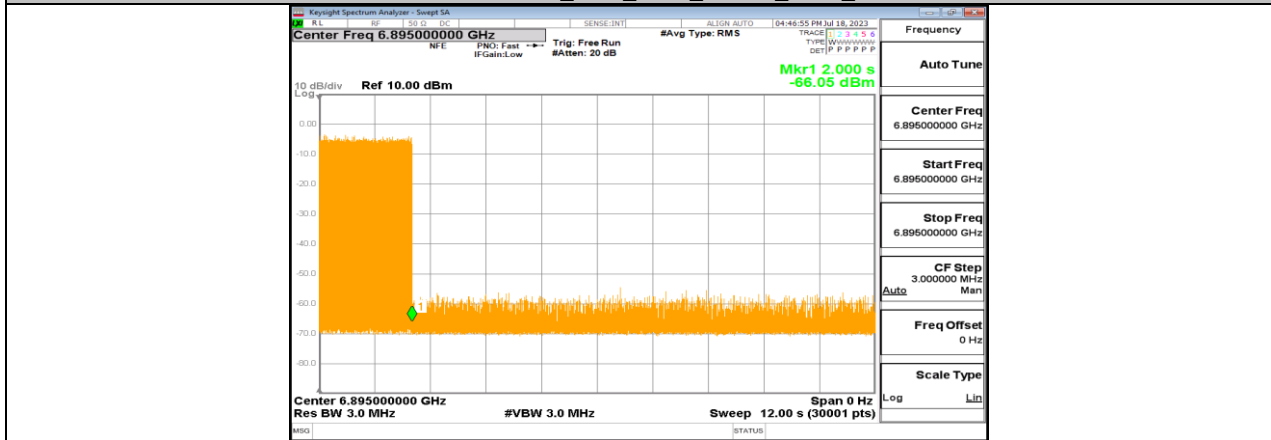
11BE20MIMO_Ant1_6535_Center_6535_10



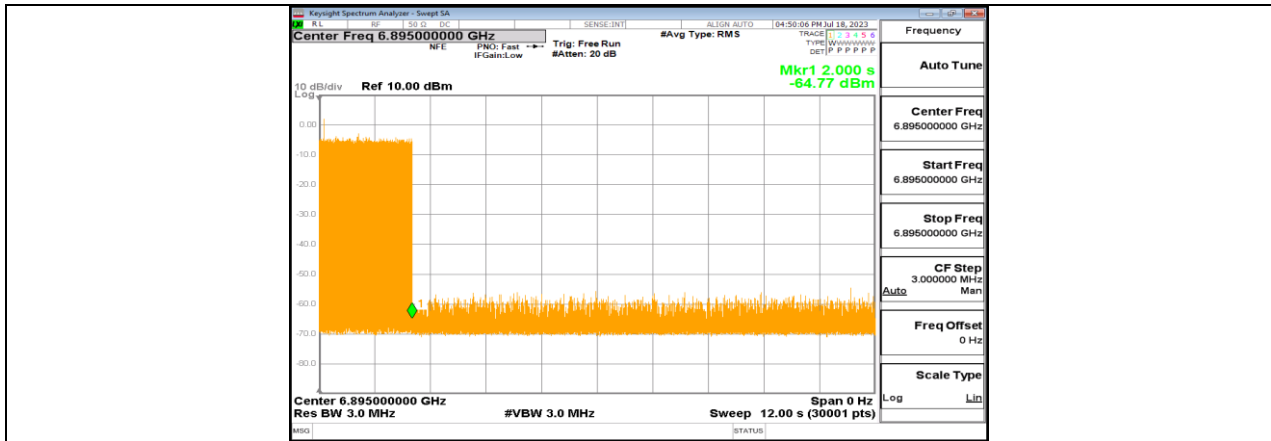
11BE20MIMO_Ant1_6895_Center_6895_1



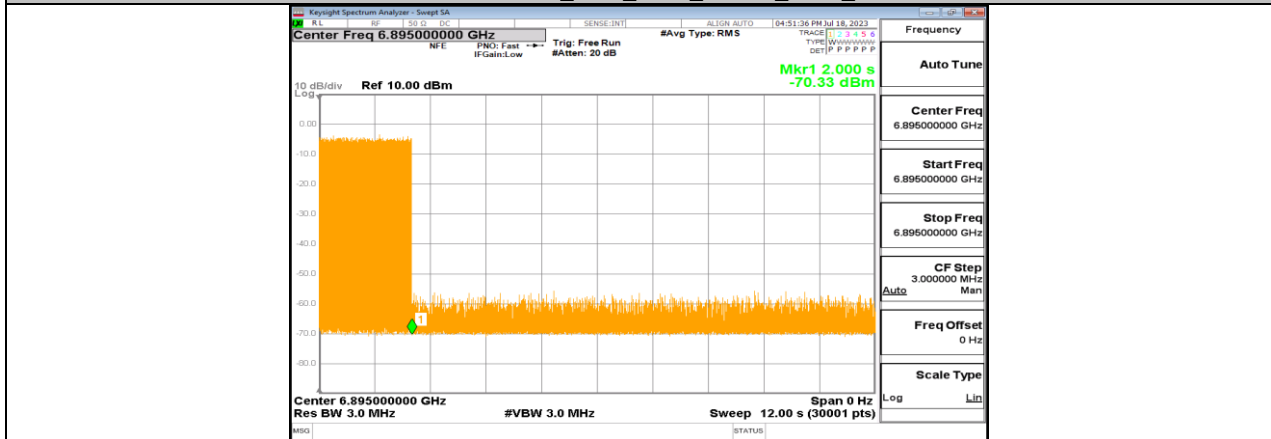
11BE20MIMO_Ant1_6895_Center_6895_2



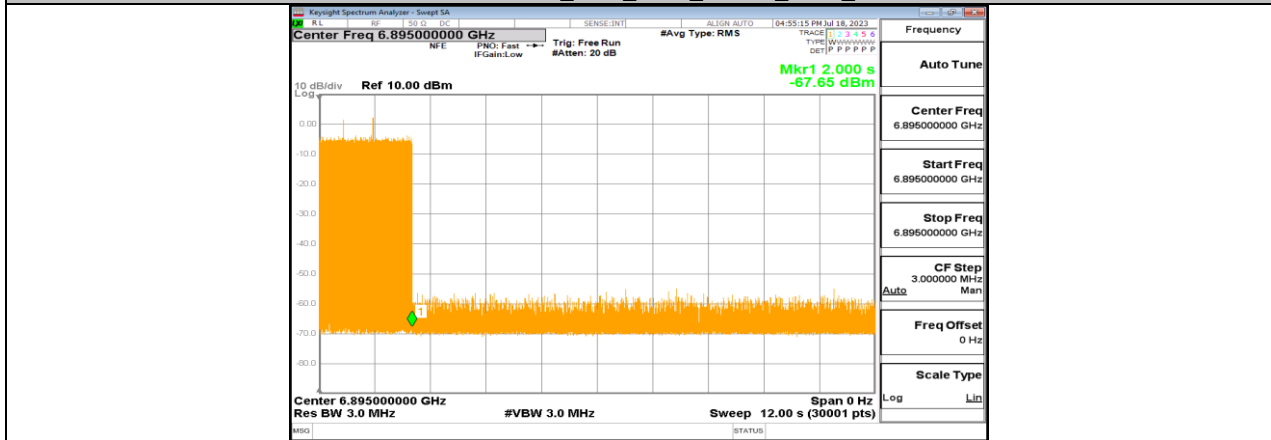
11BE20MIMO_Ant1_6895_Center_6895_3



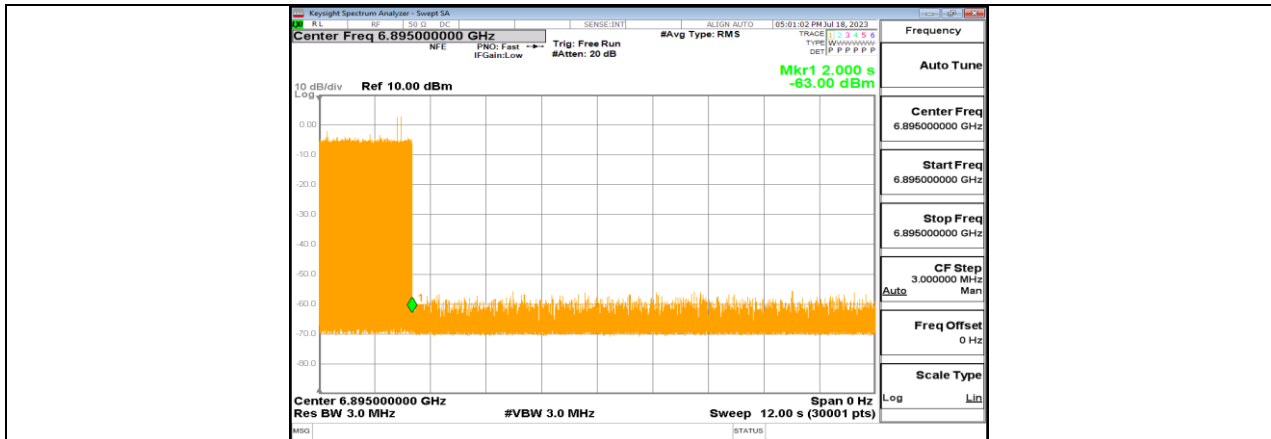
11BE20MIMO_Ant1_6895_Center_6895_4



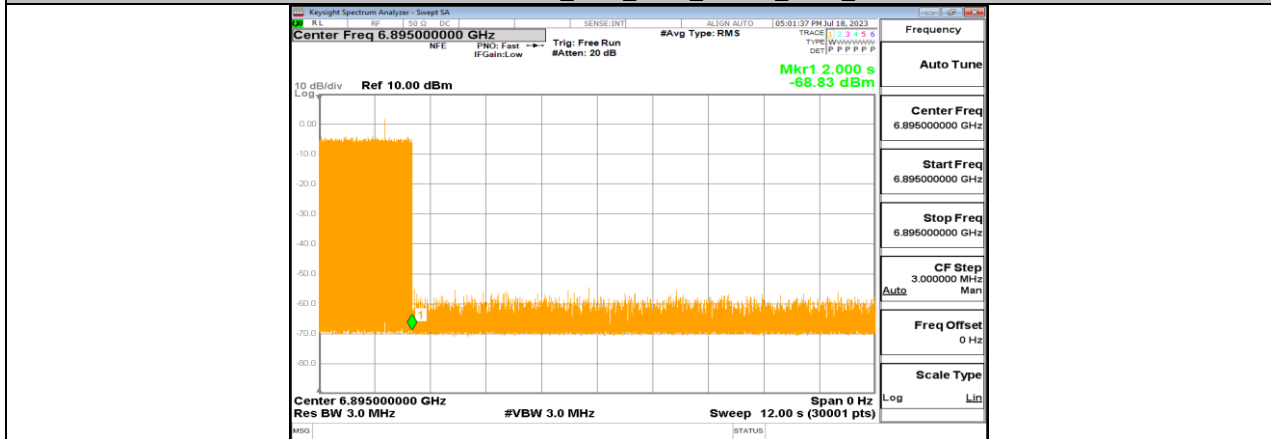
11BE20MIMO_Ant1_6895_Center_6895_5



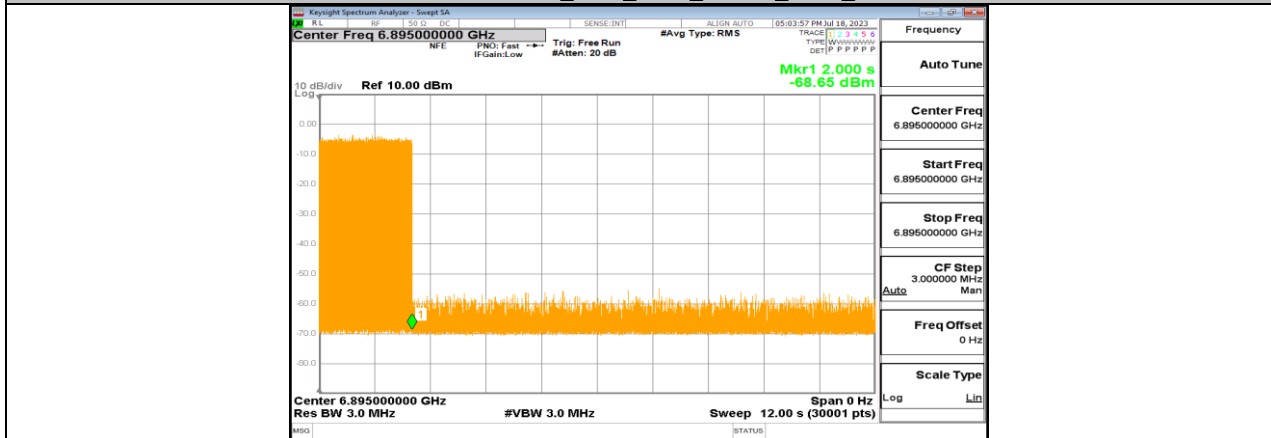
11BE20MIMO_Ant1_6895_Center_6895_6



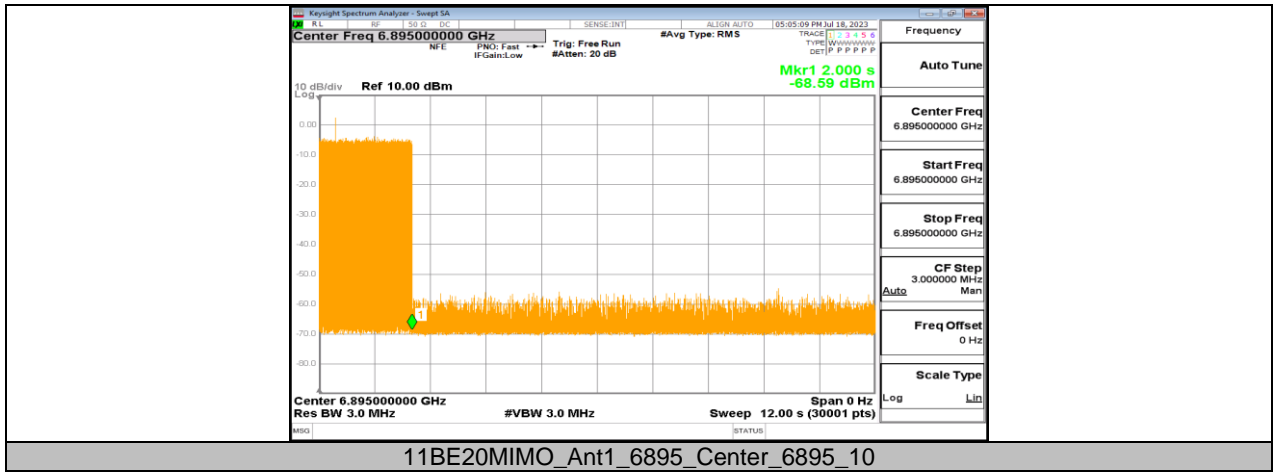
11BE20MIMO_Ant1_6895_Center_6895_7



11BE20MIMO_Ant1_6895_Center_6895_8



11BE20MIMO_Ant1_6895_Center_6895_9



Note: All modes have been tested, only the worst data recorded in the report.

11.7.3. Test Result-Mesh Mode

Test Mode	Antenna	EUT Frequency	AWGN Frequency	Injected	Antenna Gain	Path Loss	Adjusted Power	Limit	UT Tx Status (Note1)	Verdict
		[MHz]	[MHz]	[dBm]	[dBi]	[dB]	[dBm]	[dBm]		
11BE20	Ant5	6115	6115	-72.14	-0.14	2	-70.00	-62	ON	PASS
				-66.84	-0.14	2	-64.70	-62	Minimal	PASS
				-64.53	-0.14	2	-62.39	-62	OFF	PASS
		6435	6435	-72.14	-0.14	2	-70.00	-62	ON	PASS
				-62.34	-0.14	2	-64.20	-62	Minimal	PASS
				-64.22	-0.14	2	-62.08	-62	OFF	PASS
		6535	6535	-72.14	-0.14	2	-70.00	-62	ON	PASS
				-69.44	-0.14	2	-67.30	-62	Minimal	PASS
				-64.43	-0.14	2	-62.29	-62	OFF	PASS
		6895	6895	-72.14	-0.14	2	-70.00	-62	ON	PASS
				-68.64	-0.14	2	-66.50	-62	Minimal	PASS
				-64.37	-0.14	2	-62.23	-62	OFF	PASS
11BE320	Ant5	6110	6110	-72.14	-0.14	2	-70.00	-62	ON	PASS
				-67.34	-0.14	2	-65.20	-62	Minimal	PASS
				-64.42	-0.14	2	-62.28	-62	OFF	PASS
		6265	6265	-72.14	-0.14	2	-70.00	-62	ON	PASS
				-67.44	-0.14	2	-65.30	-62	Minimal	PASS
				-64.58	-0.14	2	-62.44	-62	OFF	PASS
		6420	6420	-72.14	-0.14	2	-70.00	-62	ON	PASS
				-67.94	-0.14	2	-65.80	-62	Minimal	PASS
				-64.37	-0.14	2	-62.23	-62	OFF	PASS
		6430	6430	-72.14	-0.14	2	-70.00	-62	ON	PASS
				-68.34	-0.14	2	-66.20	-62	Minimal	PASS
				-64.60	-0.14	2	-62.46	-62	OFF	PASS
		6585	6585	-72.14	-0.14	2	-70.00	-62	ON	PASS
				-68.54	-0.14	2	-66.40	-62	Minimal	PASS
				-64.48	-0.14	2	-62.34	-62	OFF	PASS
		6740	6740	-72.14	-0.14	2	-70.00	-62	ON	PASS
				-67.44	-0.14	2	-65.30	-62	Minimal	PASS
				-64.41	-0.14	2	-62.27	-62	OFF	PASS
		6905	6750	-72.14	-0.14	2	-70.00	-62	ON	PASS
				-67.24	-0.14	2	-65.10	-62	Minimal	PASS
				-64.41	-0.14	2	-62.27	-62	OFF	PASS
			6905	-72.14	-0.14	2	-70.00	-62	ON	PASS
				-67.54	-0.14	2	-65.40	-62	Minimal	PASS
				-64.56	-0.14	2	-62.42	-62	OFF	PASS
7060	-72.14	-0.14	2	-70.00	-62	ON	PASS			
	-69.54	-0.14	2	-67.40	-62	Minimal	PASS			

				-64.63	-0.14	2	-62.49	-62	OFF	PASS
Note 1: The AWGN level is reported for the following conditions: - OFF = AWGN level at which no transmission is detected, consistently for a minimum period of 10 seconds - Minimal: AWGN level at which the system begins to trigger the transmission switch-off, albeit not being kept off consistently - ON = AWGN level at which no impact on the transmission is detected, consistently for a minimum period of 10 seconds.										
Note 2: Detection Level = Injected AWGN Power (dBm) – Antenna Gain (dBi) + Path Loss (dB)										

Test Mode	Antenna	EUT Frequency [MHz]	AWGN Interference Frequency [MHz]		Test Number [n]	Number Detected [n]	Result [%]	Limit [%]	Verdict
11BE20MIMO	Ant5	6115	Center	6115	10	10	100	90	PASS
		6435	Center	6435	10	10	100	90	PASS
		6535	Center	6535	10	10	100	90	PASS
		6895	Center	6895	10	10	100	90	PASS
11BE320MIMO	Ant2	6265	Low	6110	10	10	100	90	PASS
			Center	6265	10	10	100	90	PASS
			High	6420	10	10	100	90	PASS
		6585	Low	6430	10	10	100	90	PASS
			Center	6585	10	10	100	90	PASS
			High	6740	10	10	100	90	PASS
		6905	Low	6750	10	10	100	90	PASS
			Center	6905	10	10	100	90	PASS
			High	7060	10	10	100	90	PASS

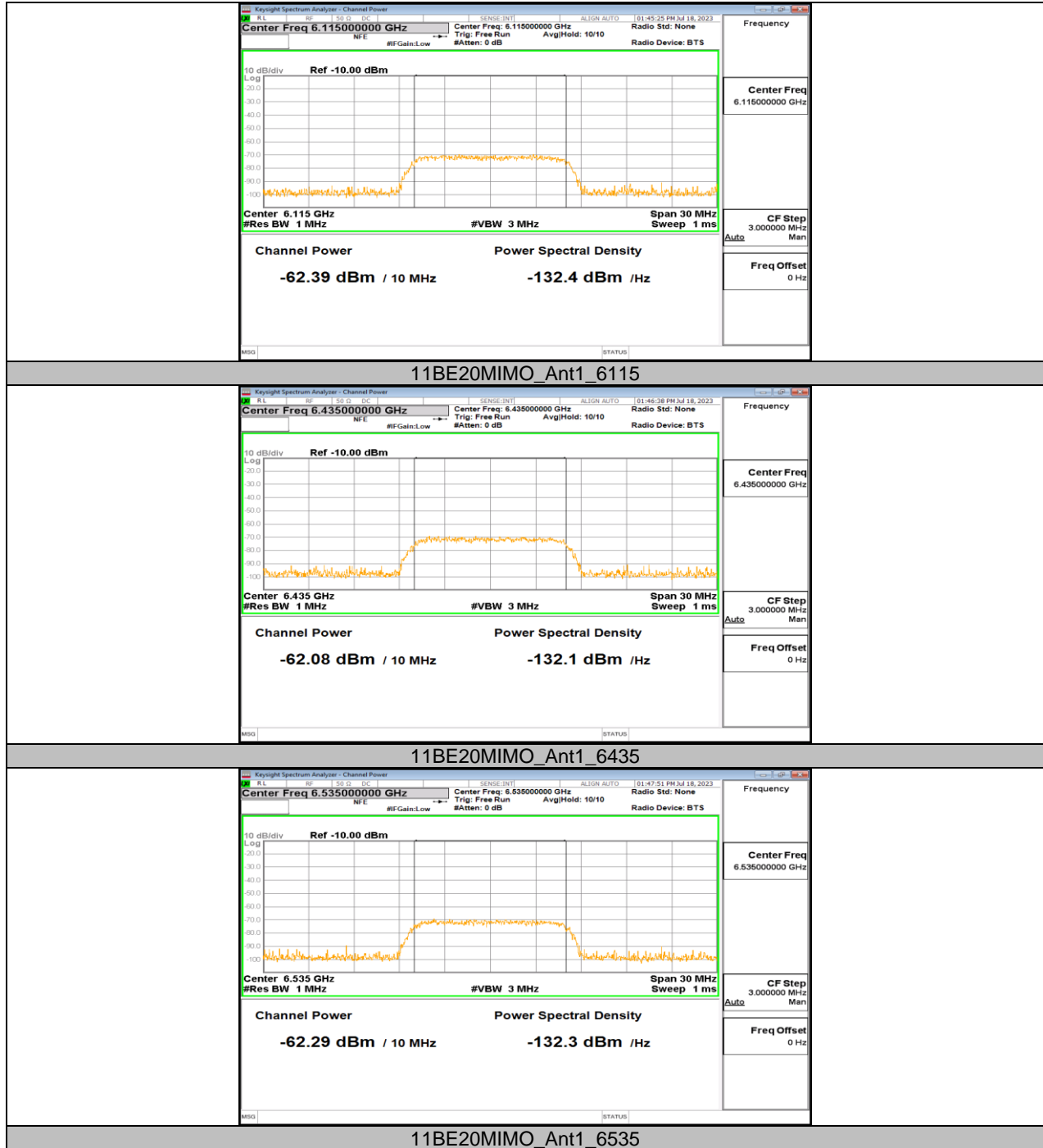
Test Mode	Antenna	Frequency [MHz]	Interference Frequency [MHz]		Test Time	Is Detected	Verdict
11BE20MIMO	Ant5	6115	Center	6115	1	Yes	PASS
			Center	6115	2	Yes	PASS
			Center	6115	3	Yes	PASS
			Center	6115	4	Yes	PASS
			Center	6115	5	Yes	PASS
			Center	6115	6	Yes	PASS
			Center	6115	7	Yes	PASS
			Center	6115	8	Yes	PASS
			Center	6115	9	Yes	PASS
			Center	6115	10	Yes	PASS
		6435	Center	6435	1	Yes	PASS
			Center	6435	2	Yes	PASS
			Center	6435	3	Yes	PASS
			Center	6435	4	Yes	PASS
			Center	6435	5	Yes	PASS
			Center	6435	6	Yes	PASS
			Center	6435	7	Yes	PASS
			Center	6435	8	Yes	PASS
			Center	6435	9	Yes	PASS
			Center	6435	10	Yes	PASS
		6535	Center	6535	1	Yes	PASS
			Center	6535	2	Yes	PASS
			Center	6535	3	Yes	PASS
			Center	6535	4	Yes	PASS
			Center	6535	5	Yes	PASS
			Center	6535	6	Yes	PASS
			Center	6535	7	Yes	PASS
			Center	6535	8	Yes	PASS
			Center	6535	9	Yes	PASS
			Center	6535	10	Yes	PASS

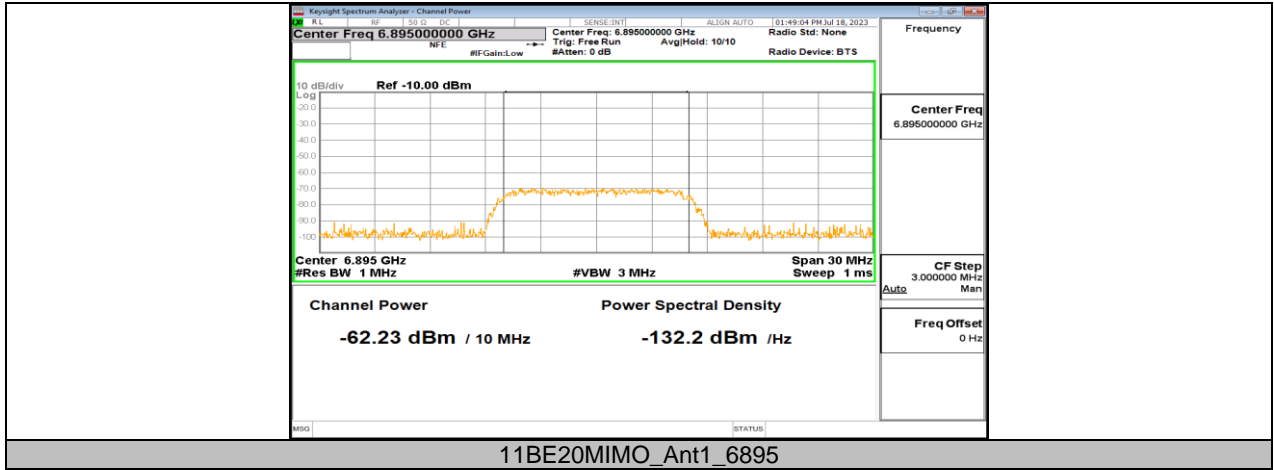
		6895	Center	6895	1	Yes	PASS
			Center	6895	2	Yes	PASS
			Center	6895	3	Yes	PASS
			Center	6895	4	Yes	PASS
			Center	6895	5	Yes	PASS
			Center	6895	6	Yes	PASS
			Center	6895	7	Yes	PASS
			Center	6895	8	Yes	PASS
			Center	6895	9	Yes	PASS
			Center	6895	10	Yes	PASS

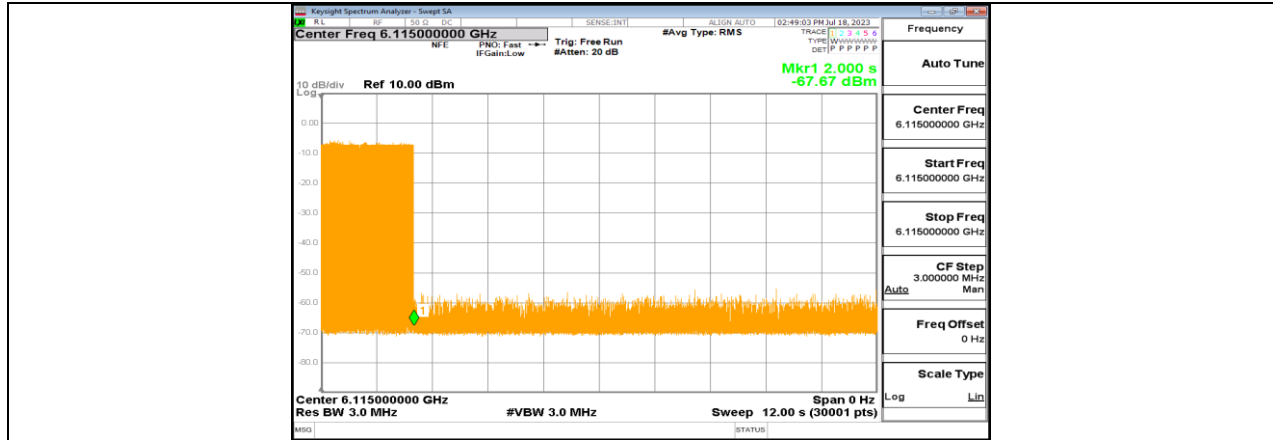
11BE320MIMO	Ant5	6265	Low	6110	1	Yes	PASS
			Low	6110	2	Yes	PASS
			Low	6110	3	Yes	PASS
			Low	6110	4	Yes	PASS
			Low	6110	5	Yes	PASS
			Low	6110	6	Yes	PASS
			Low	6110	7	Yes	PASS
			Low	6110	8	Yes	PASS
			Low	6110	9	Yes	PASS
			Low	6110	10	Yes	PASS
			Center	6265	1	Yes	PASS
			Center	6265	2	Yes	PASS
			Center	6265	3	Yes	PASS
			Center	6265	4	Yes	PASS
			Center	6265	5	Yes	PASS
			Center	6265	6	Yes	PASS
			Center	6265	7	Yes	PASS
			Center	6265	8	Yes	PASS
			Center	6265	9	Yes	PASS
			Center	6265	10	Yes	PASS
		High	6420	1	Yes	PASS	
		High	6420	2	Yes	PASS	
		High	6420	3	Yes	PASS	
		High	6420	4	Yes	PASS	
		High	6420	5	Yes	PASS	
		High	6420	6	Yes	PASS	
		High	6420	7	Yes	PASS	
		High	6420	8	Yes	PASS	
		High	6420	9	Yes	PASS	
		High	6420	10	Yes	PASS	
		6585	Low	6430	1	Yes	PASS
			Low	6430	2	Yes	PASS
			Low	6430	3	Yes	PASS
			Low	6430	4	Yes	PASS
			Low	6430	5	Yes	PASS
			Low	6430	6	Yes	PASS
			Low	6430	7	Yes	PASS
			Low	6430	8	Yes	PASS
			Low	6430	9	Yes	PASS
			Low	6430	10	Yes	PASS
			Center	6585	1	Yes	PASS
			Center	6585	2	Yes	PASS
Center	6585	3	Yes	PASS			
Center	6585	4	Yes	PASS			
Center	6585	5	Yes	PASS			
Center	6585	6	Yes	PASS			
Center	6585	7	Yes	PASS			
Center	6585	8	Yes	PASS			
Center	6585	9	Yes	PASS			

			Center	6585	10	Yes	PASS
			High	6740	1	Yes	PASS
			High	6740	2	Yes	PASS
			High	6740	3	Yes	PASS
			High	6740	4	Yes	PASS
			High	6740	5	Yes	PASS
			High	6740	6	Yes	PASS
			High	6740	7	Yes	PASS
			High	6740	8	Yes	PASS
			High	6740	9	Yes	PASS
			High	6740	10	Yes	PASS
		6905	Low	6750	1	Yes	PASS
			Low	6750	2	Yes	PASS
			Low	6750	3	Yes	PASS
			Low	6750	4	Yes	PASS
			Low	6750	5	Yes	PASS
			Low	6750	6	Yes	PASS
			Low	6750	7	Yes	PASS
			Low	6750	8	Yes	PASS
			Low	6750	9	Yes	PASS
			Low	6750	10	Yes	PASS
			Center	6905	1	Yes	PASS
			Center	6905	2	Yes	PASS
			Center	6905	3	Yes	PASS
			Center	6905	4	Yes	PASS
			Center	6905	5	Yes	PASS
			Center	6905	6	Yes	PASS
			Center	6905	7	Yes	PASS
			Center	6905	8	Yes	PASS
			Center	6905	9	Yes	PASS
			Center	6905	10	Yes	PASS
			High	7060	1	Yes	PASS
			High	7060	2	Yes	PASS
			High	7060	3	Yes	PASS
			High	7060	4	Yes	PASS
			High	7060	5	Yes	PASS
			High	7060	6	Yes	PASS
			High	7060	7	Yes	PASS
			High	7060	8	Yes	PASS
			High	7060	9	Yes	PASS
			High	7060	10	Yes	PASS

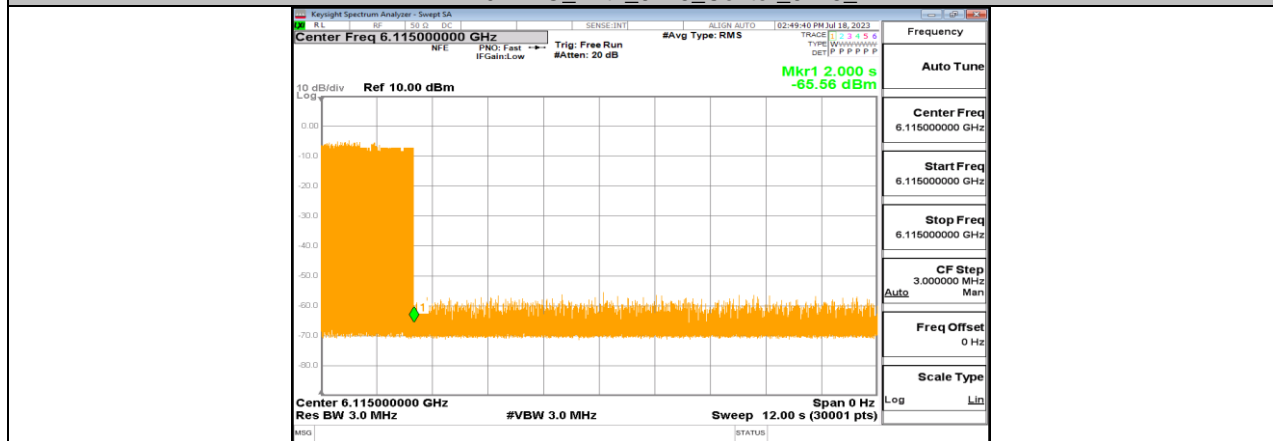
11.7.4. Test Graphs-Mesh Mode Worst Case



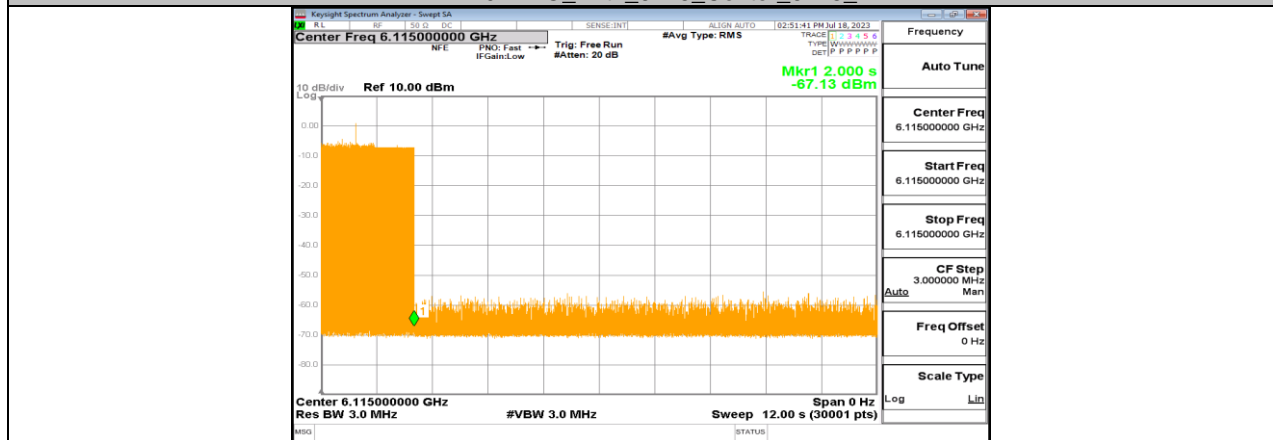




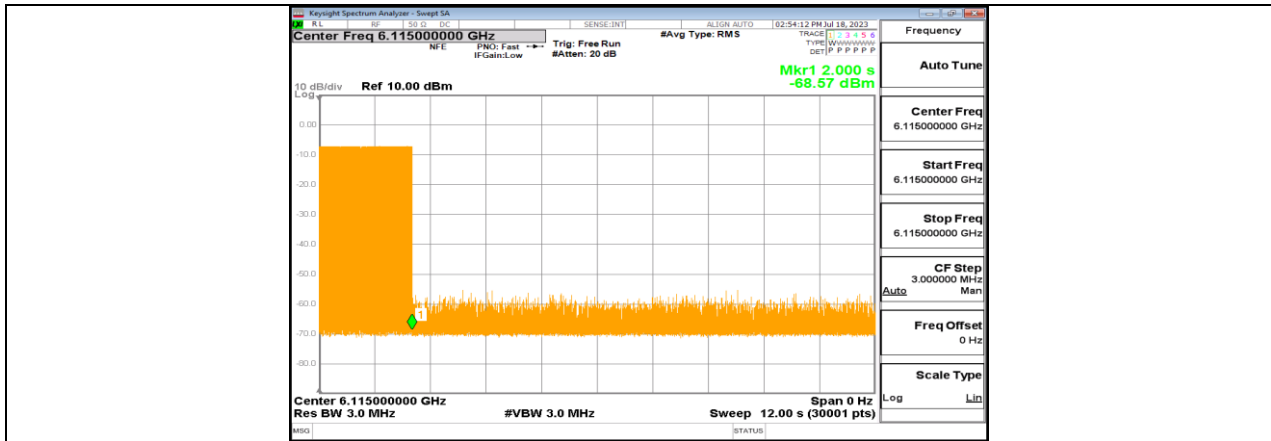
11BE20MIMO_Ant1_6115_Center_6115_1



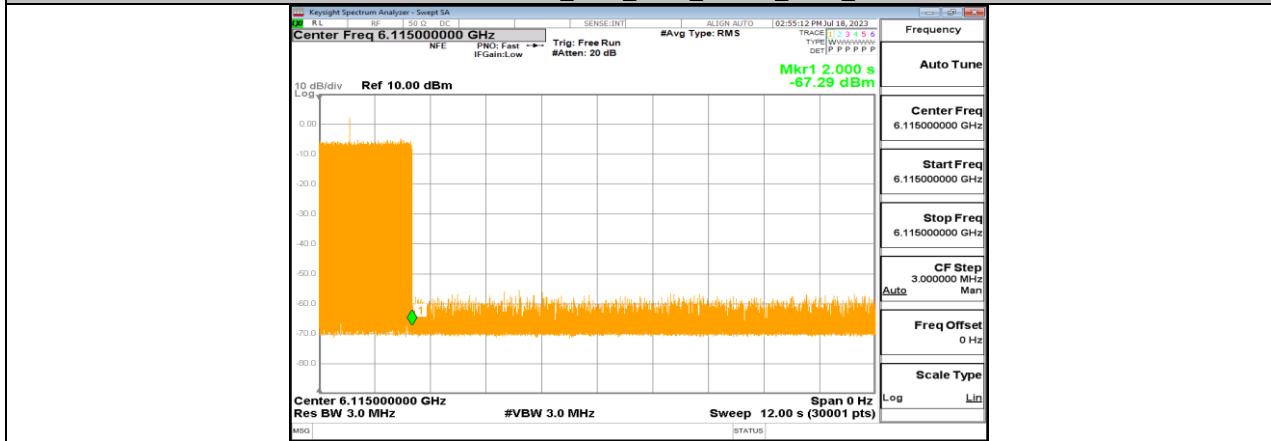
11BE20MIMO_Ant1_6115_Center_6115_2



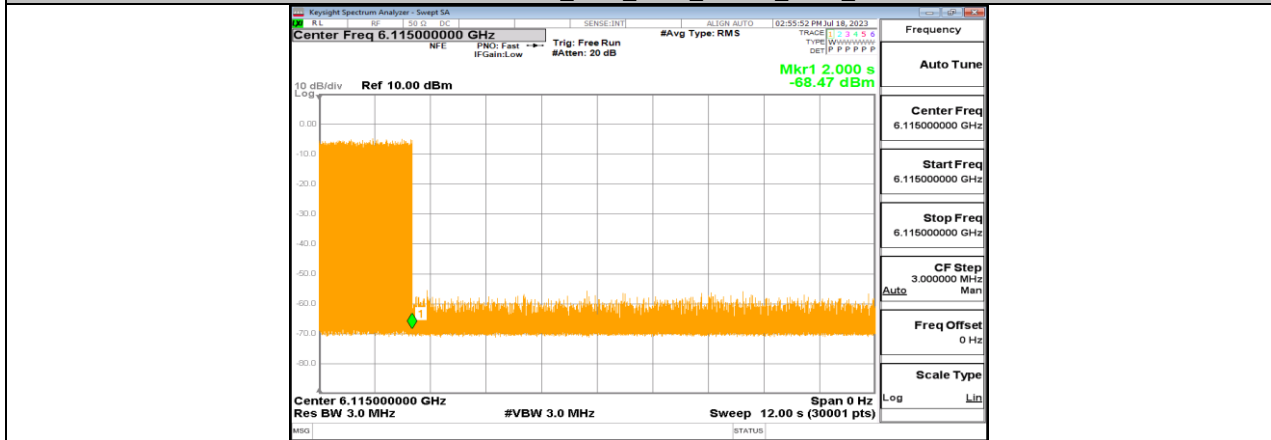
11BE20MIMO_Ant1_6115_Center_6115_3



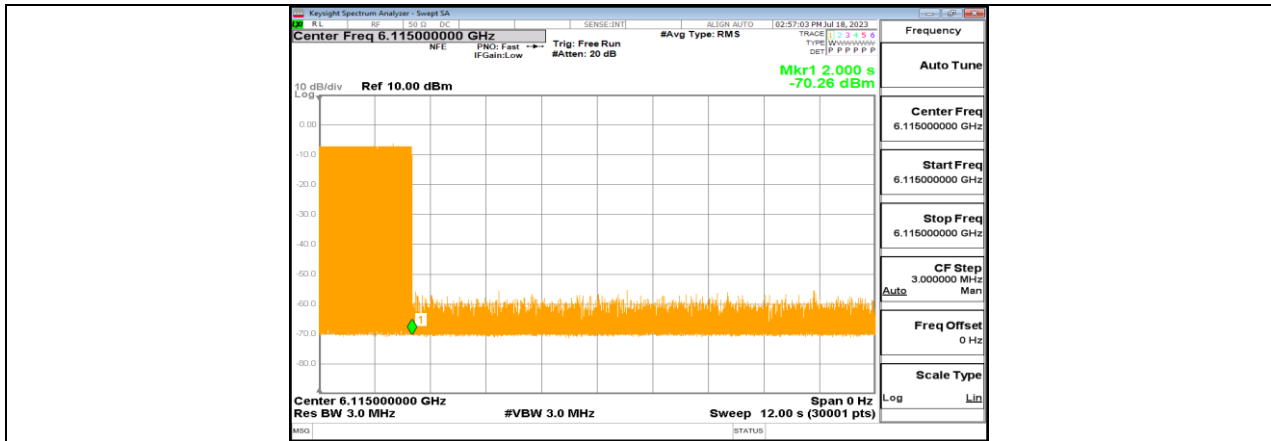
11BE20MIMO_Ant1_6115_Center_6115_4



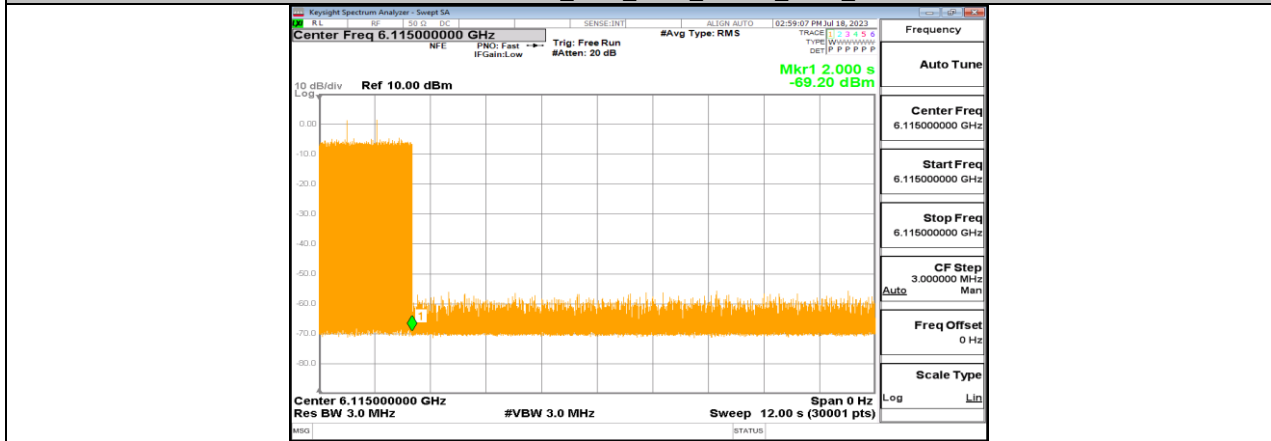
11BE20MIMO_Ant1_6115_Center_6115_5



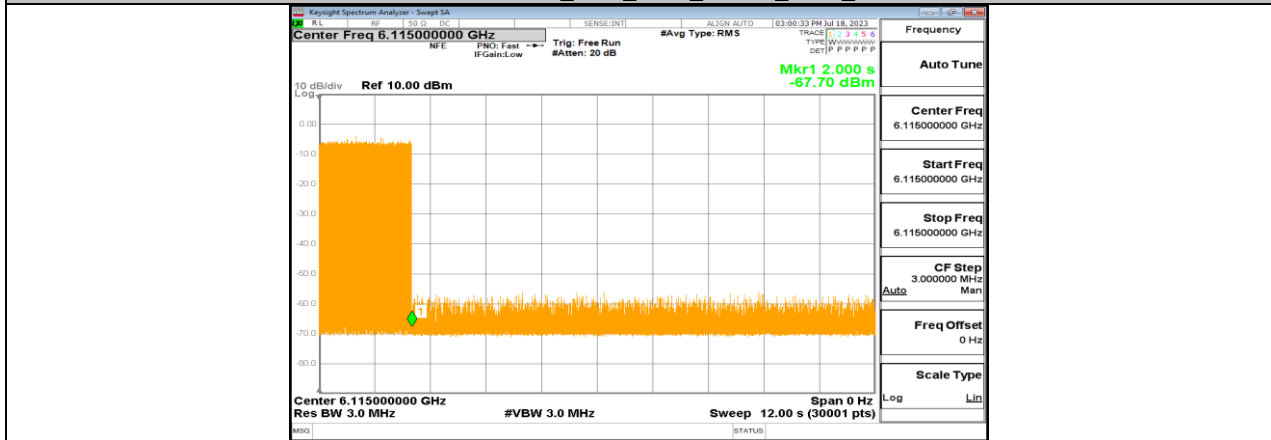
11BE20MIMO_Ant1_6115_Center_6115_6



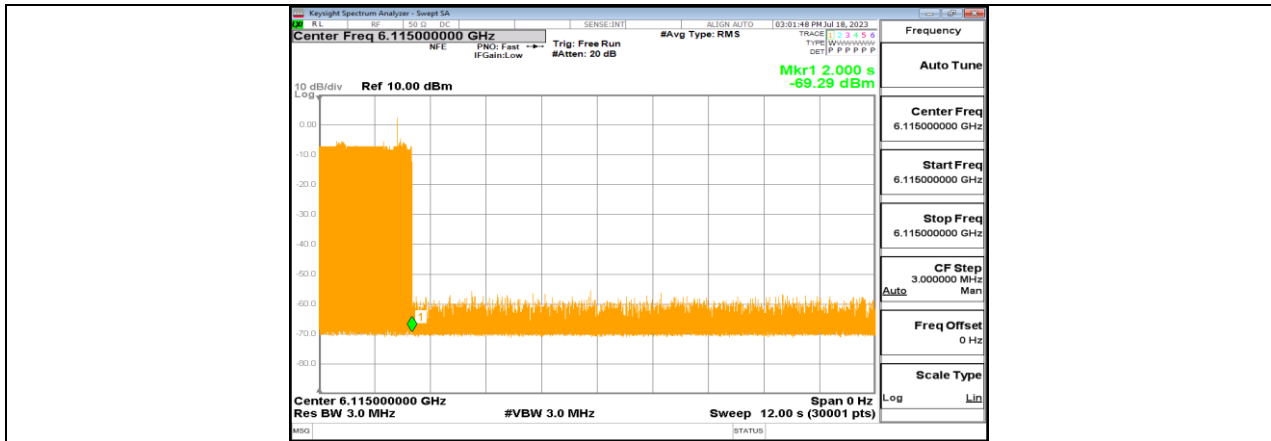
11BE20MIMO_Ant1_6115_Center_6115_7



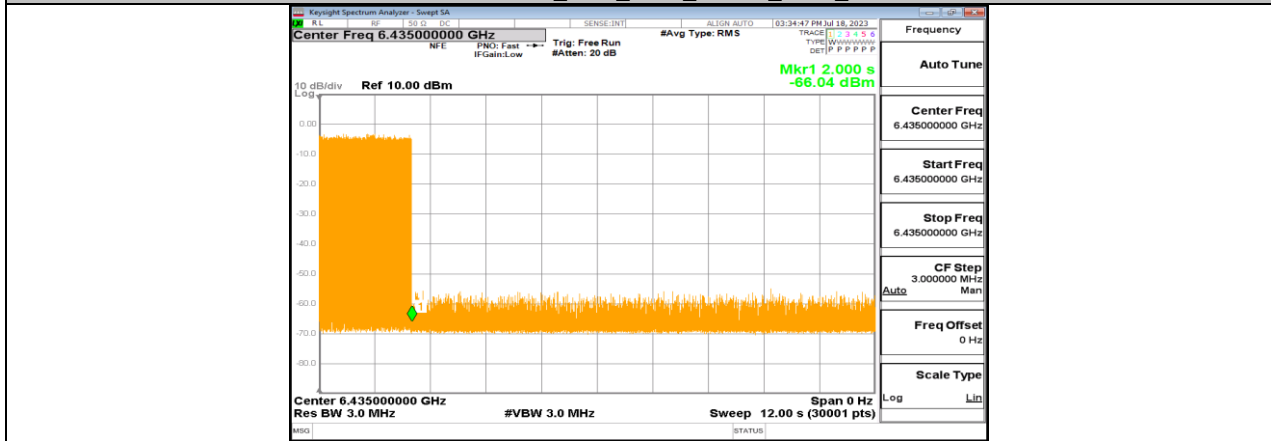
11BE20MIMO_Ant1_6115_Center_6115_8



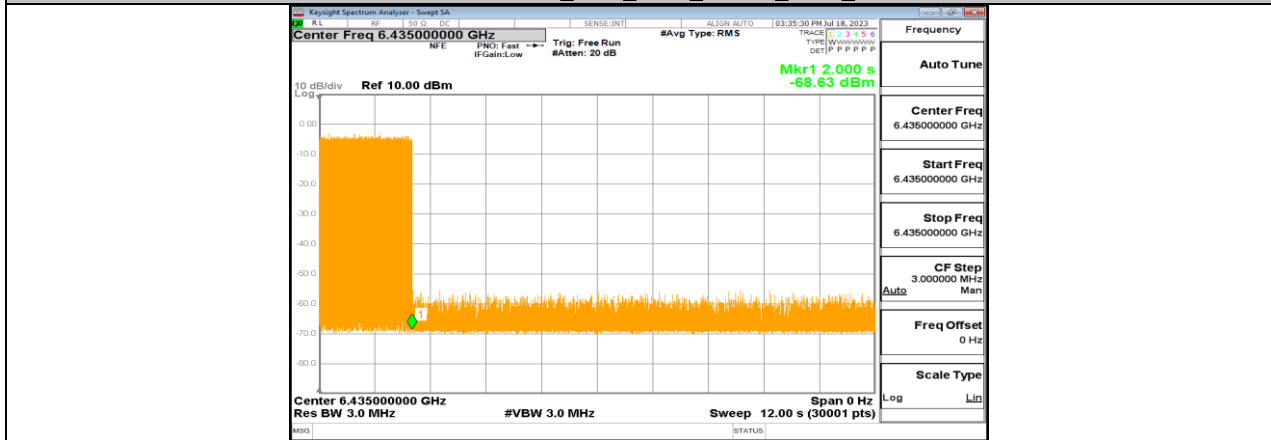
11BE20MIMO_Ant1_6115_Center_6115_9



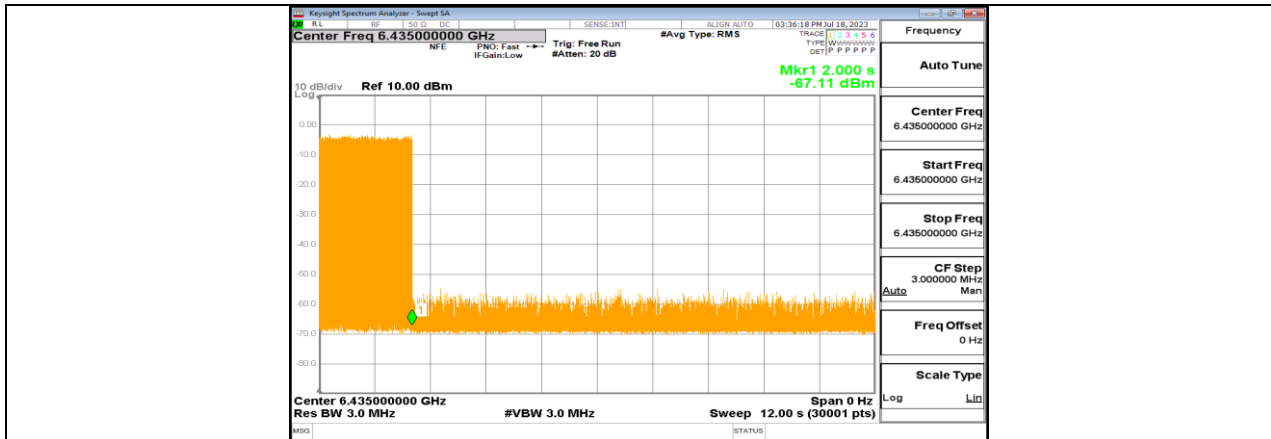
11BE20MIMO_Ant1_6115_Center_6115_10



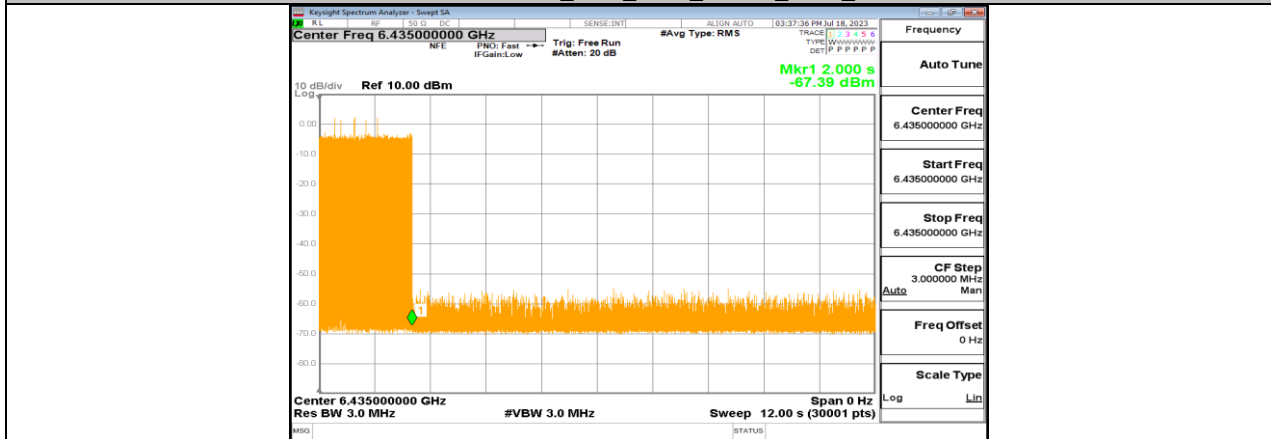
11BE20MIMO_Ant1_6435_Center_6435_1



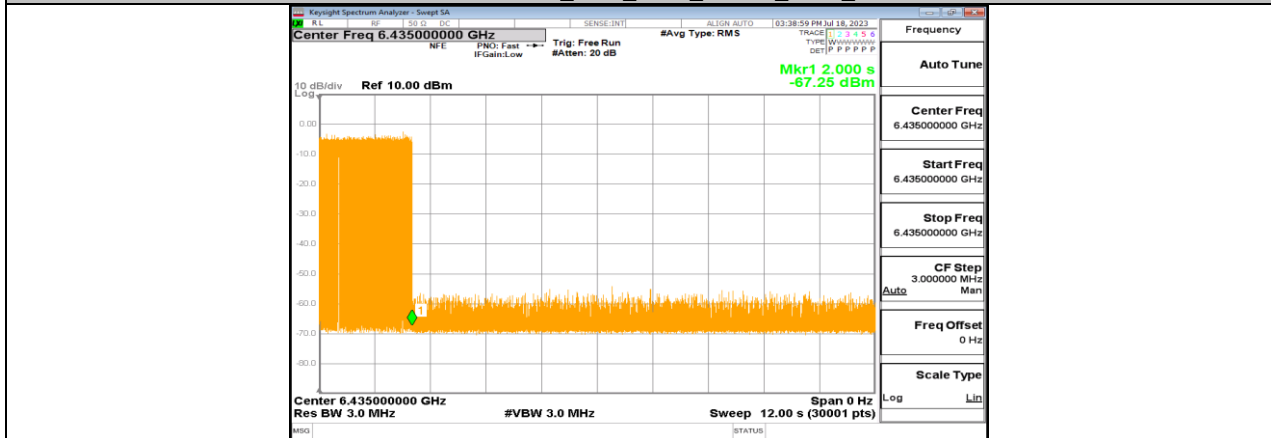
11BE20MIMO_Ant1_6435_Center_6435_2



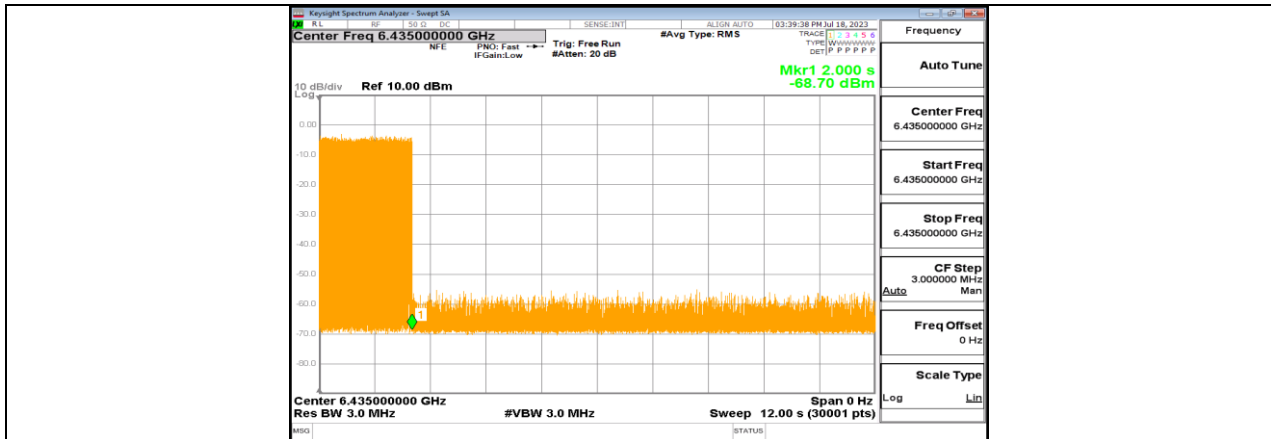
11BE20MIMO_Ant1_6435_Center_6435_3



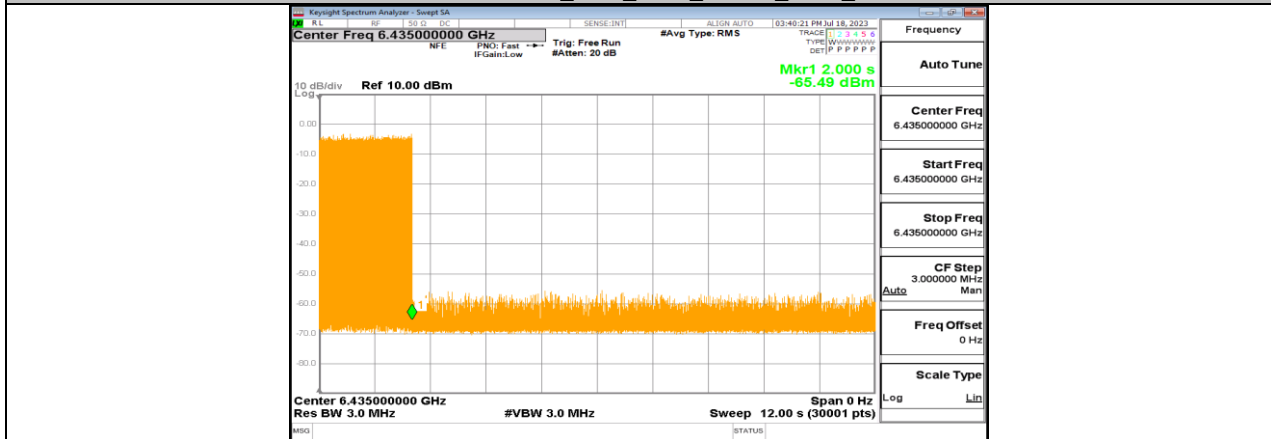
11BE20MIMO_Ant1_6435_Center_6435_4



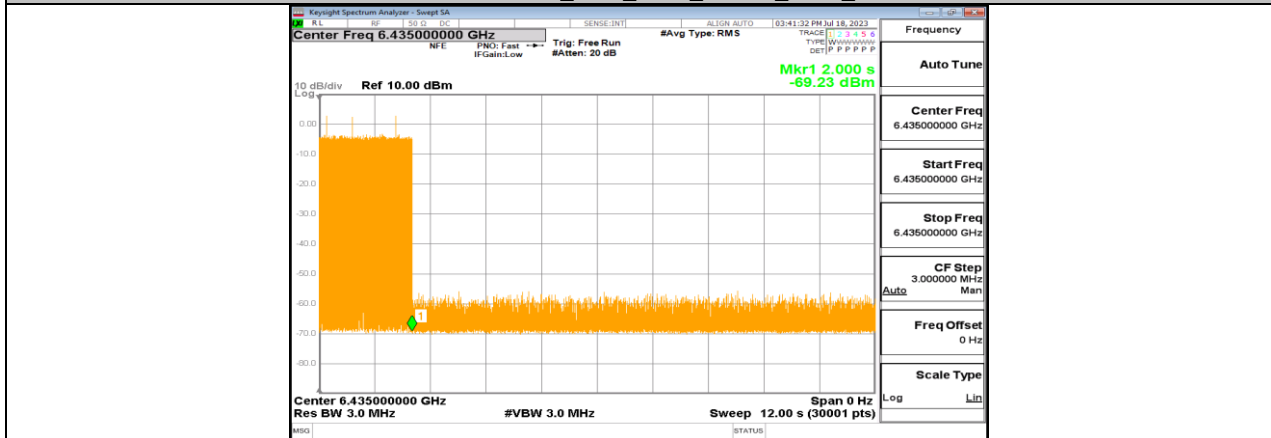
11BE20MIMO_Ant1_6435_Center_6435_5



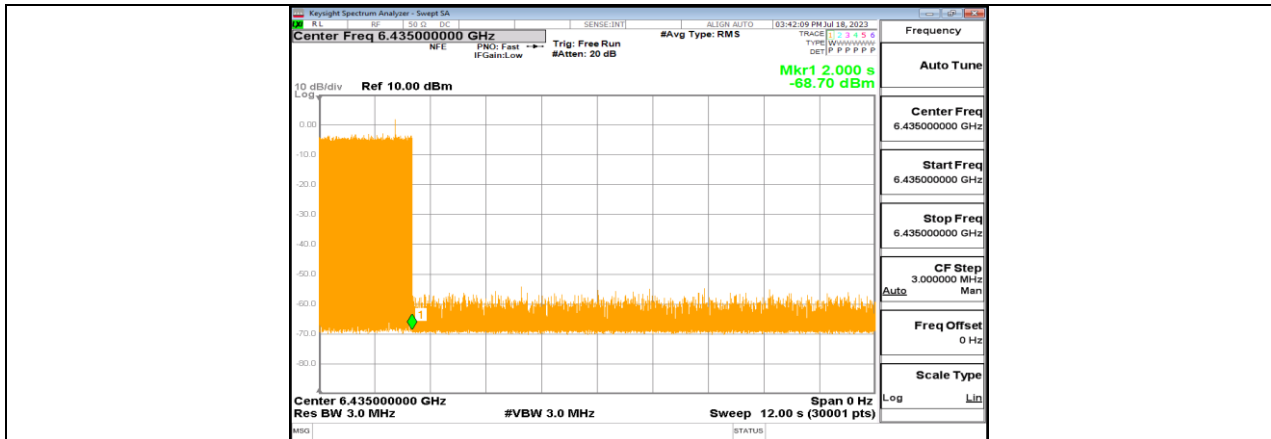
11BE20MIMO_Ant1_6435_Center_6435_6



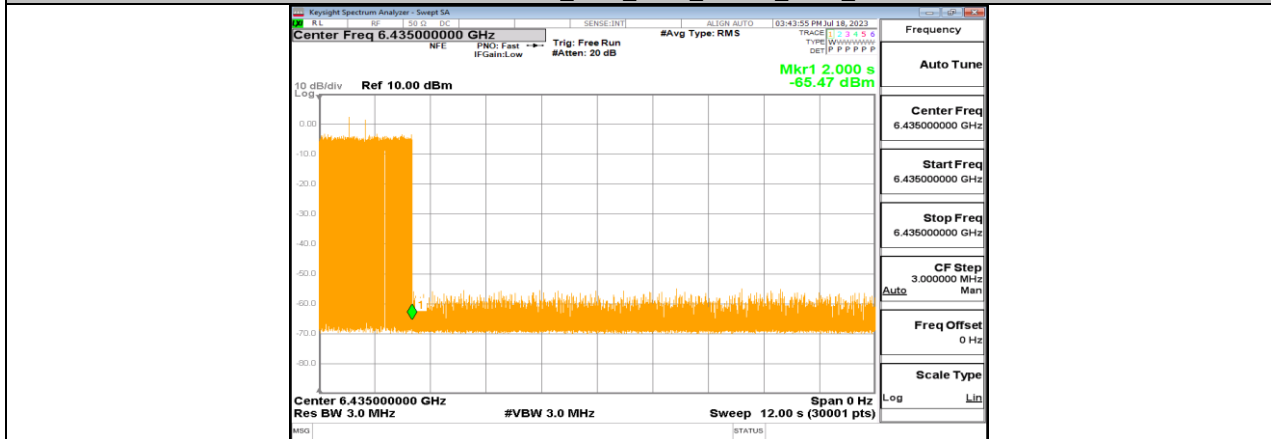
11BE20MIMO_Ant1_6435_Center_6435_7



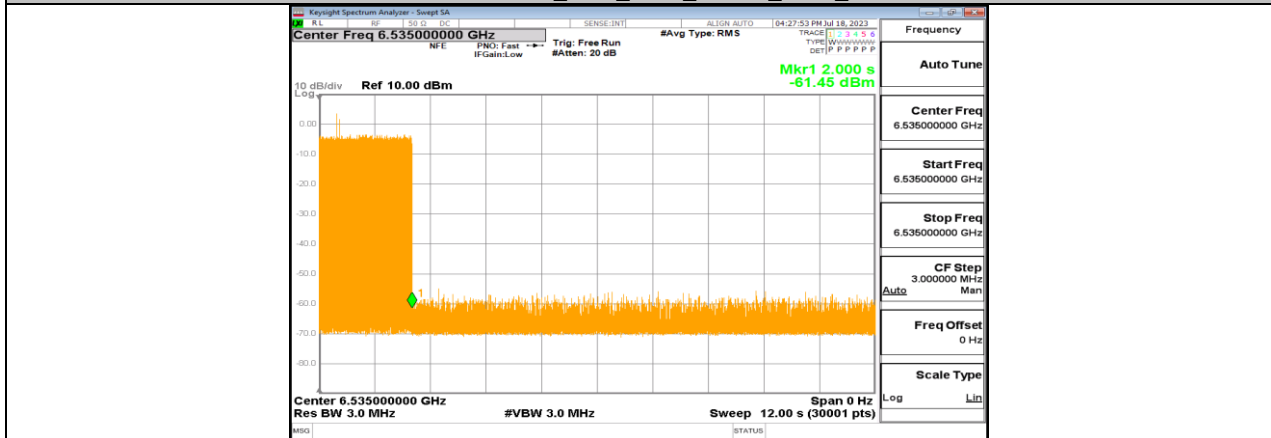
11BE20MIMO_Ant1_6435_Center_6435_8



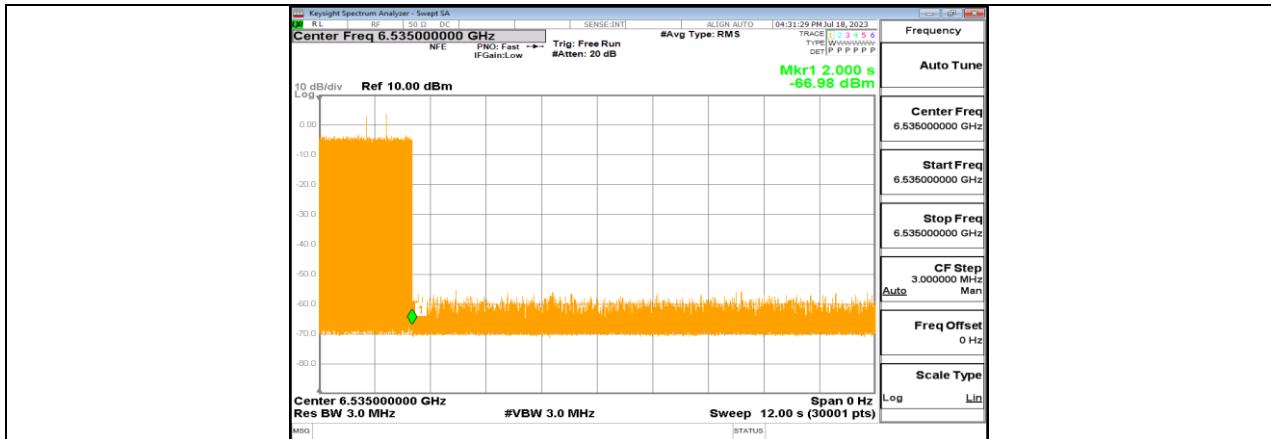
11BE20MIMO_Ant1_6435_Center_6435_9



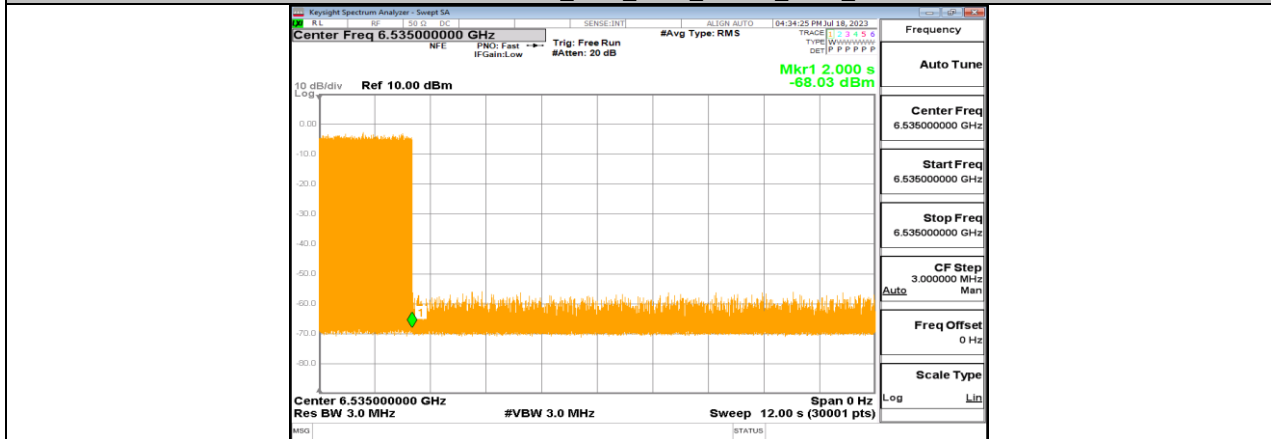
11BE20MIMO_Ant1_6435_Center_6435_10



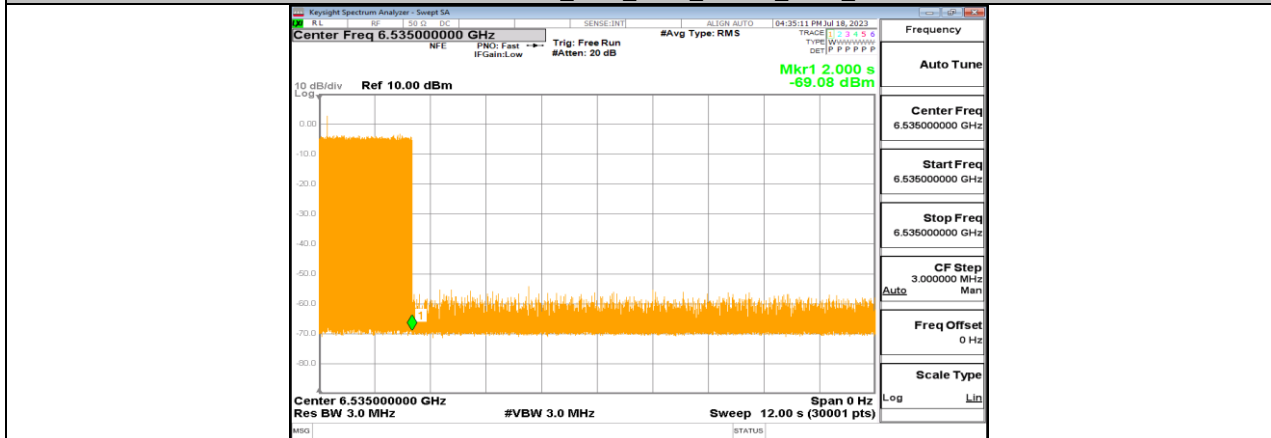
11BE20MIMO_Ant1_6535_Center_6535_1



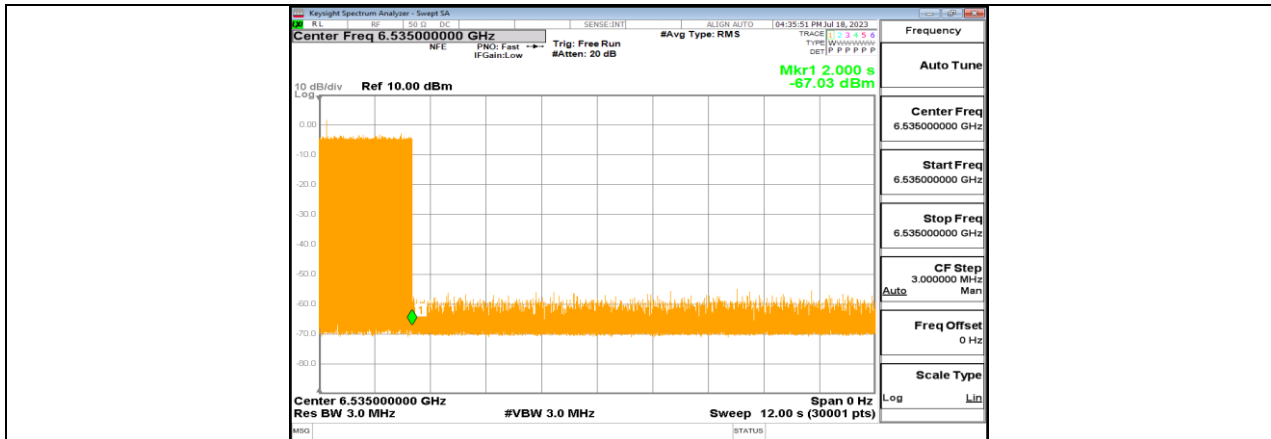
11BE20MIMO_Ant1_6535_Center_6535_2



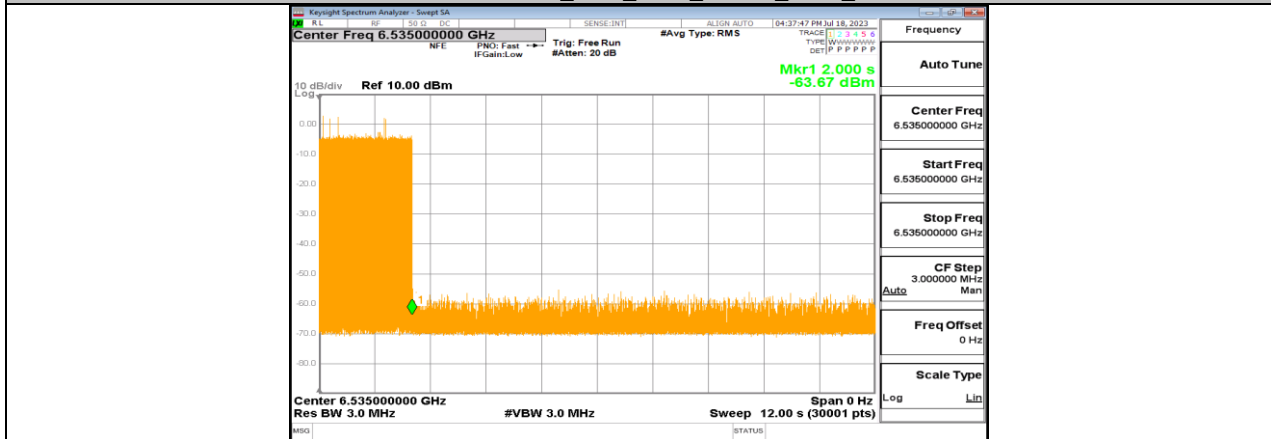
11BE20MIMO_Ant1_6535_Center_6535_3



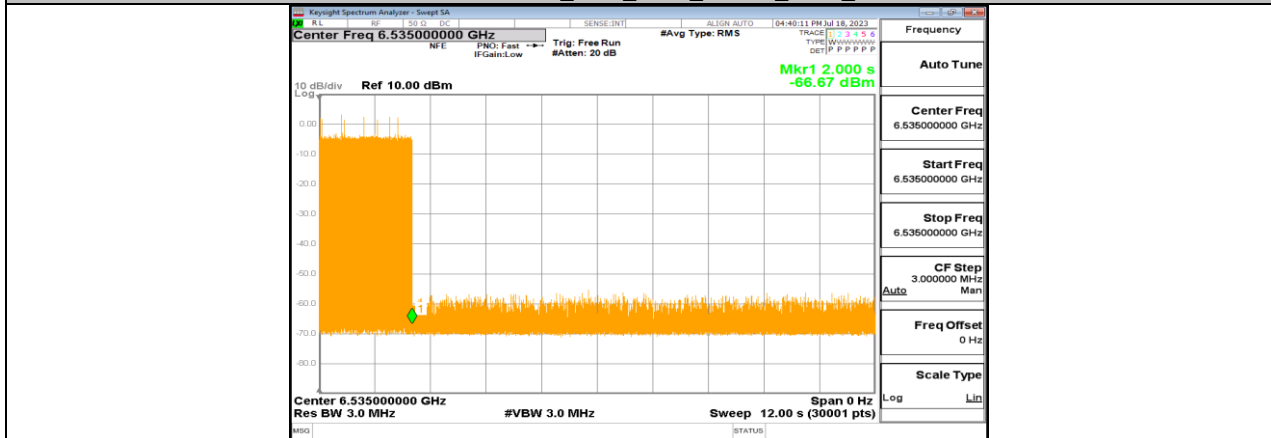
11BE20MIMO_Ant1_6535_Center_6535_4



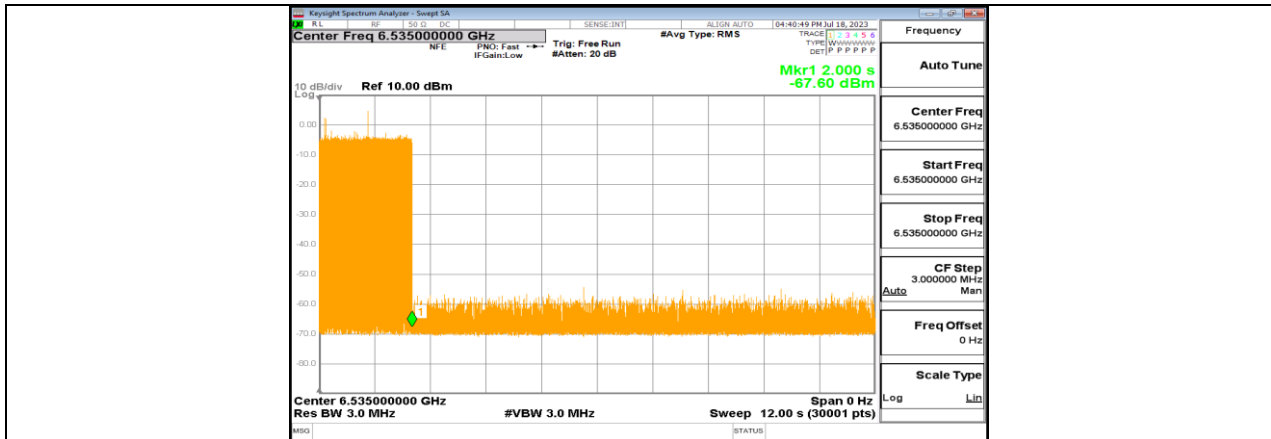
11BE20MIMO_Ant1_6535_Center_6535_5



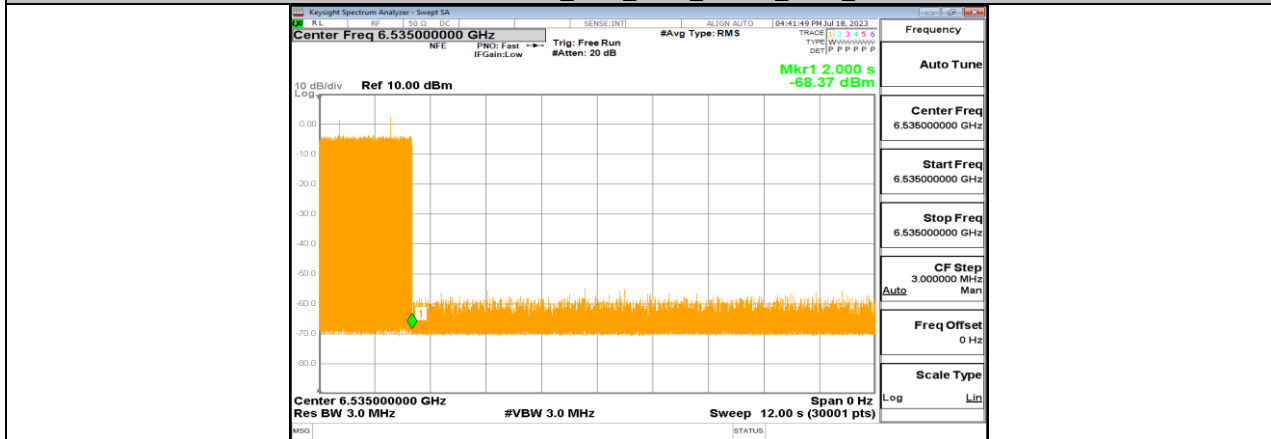
11BE20MIMO_Ant1_6535_Center_6535_6



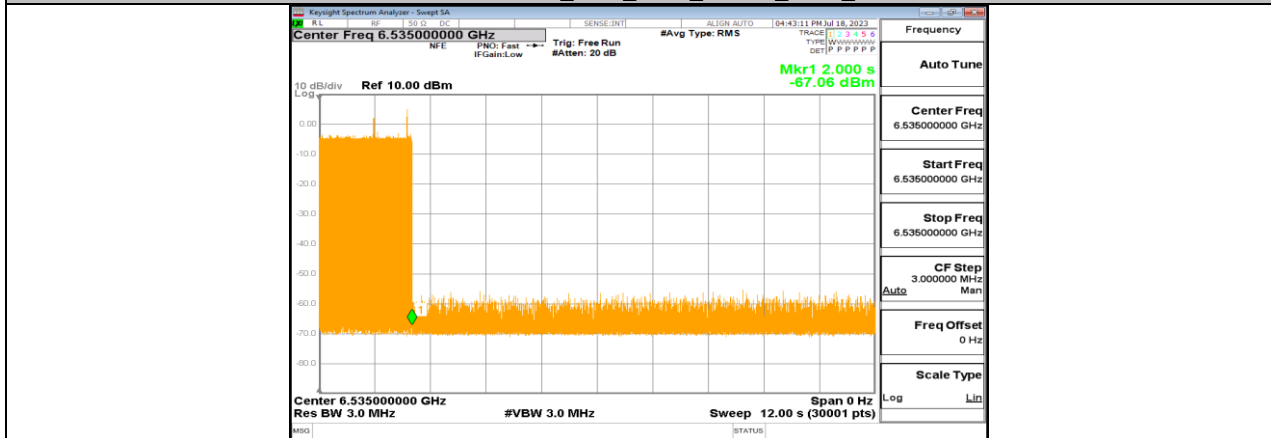
11BE20MIMO_Ant1_6535_Center_6535_7



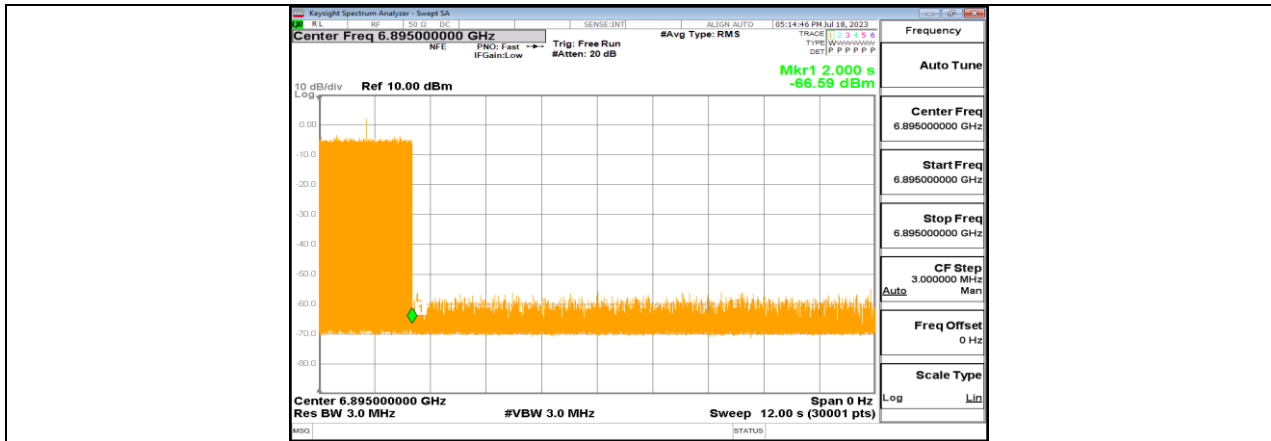
11BE20MIMO_Ant1_6535_Center_6535_8



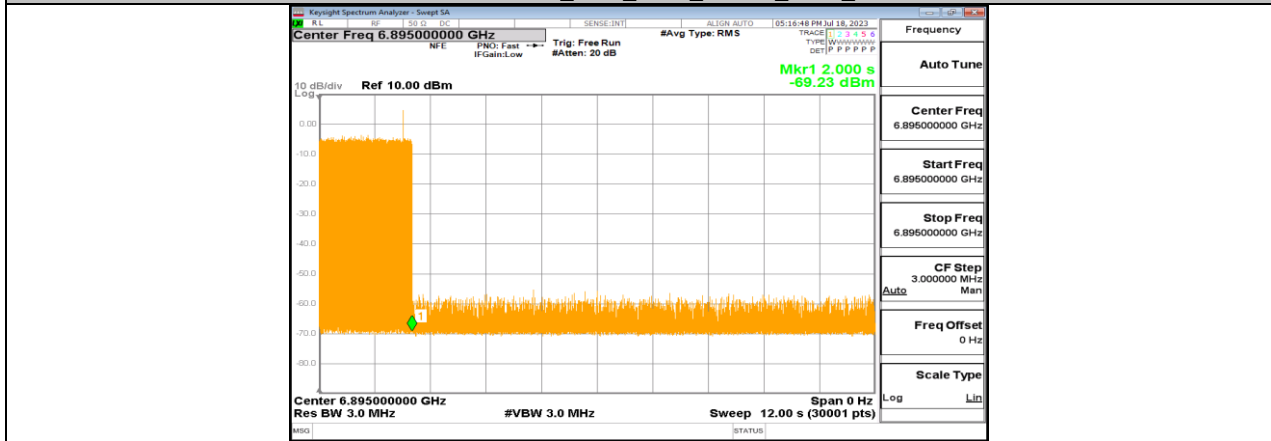
11BE20MIMO_Ant1_6535_Center_6535_9



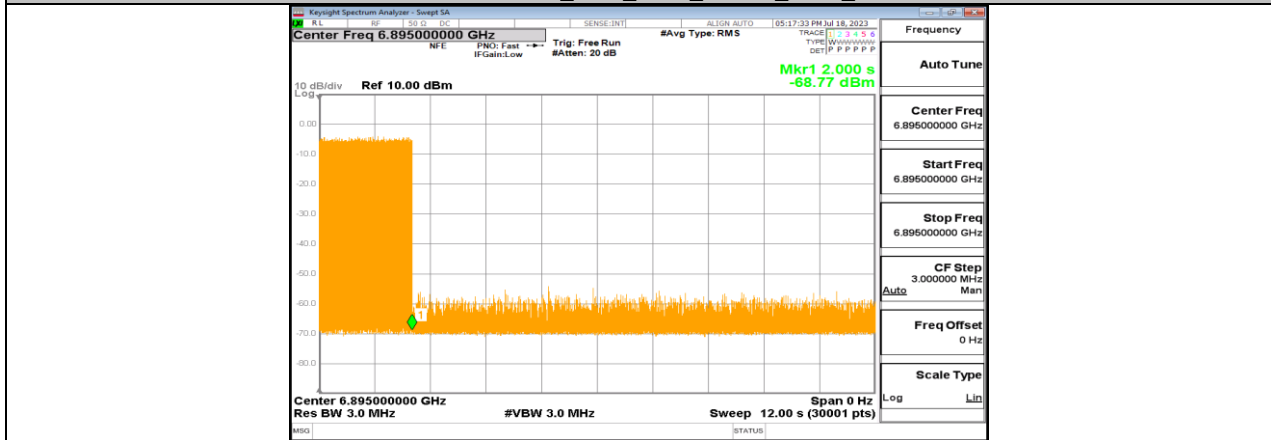
11BE20MIMO_Ant1_6535_Center_6535_10



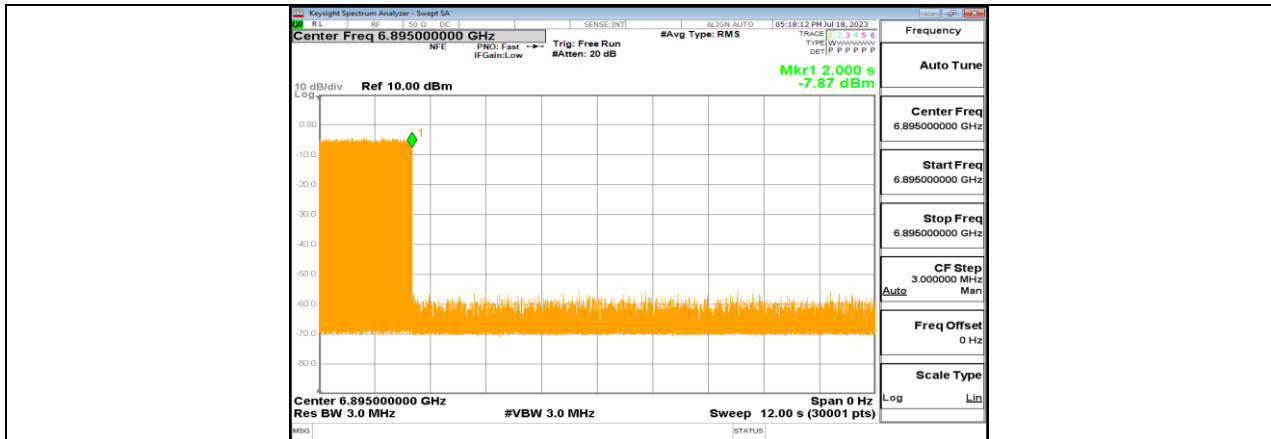
11BE20MIMO_Ant1_6895_Center_6895_1



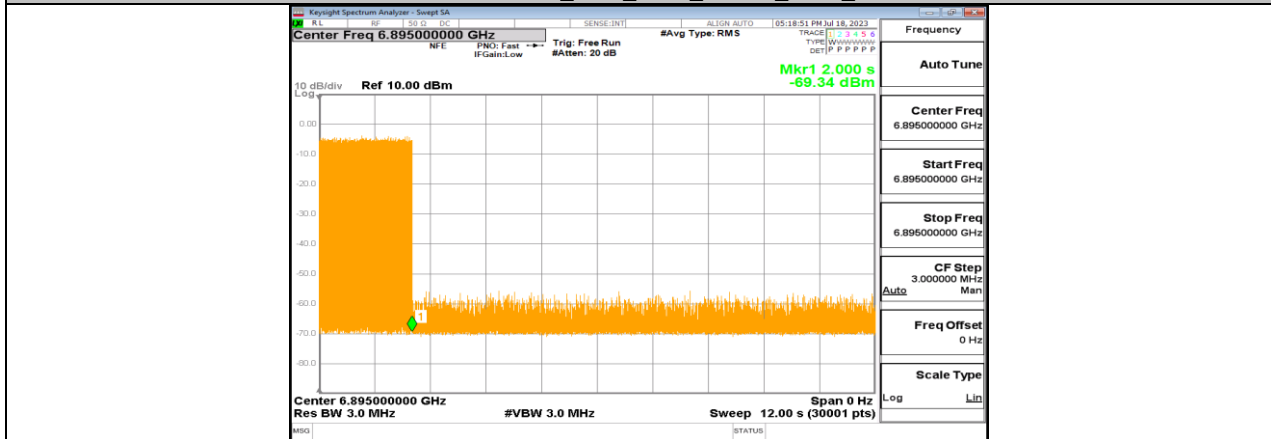
11BE20MIMO_Ant1_6895_Center_6895_2



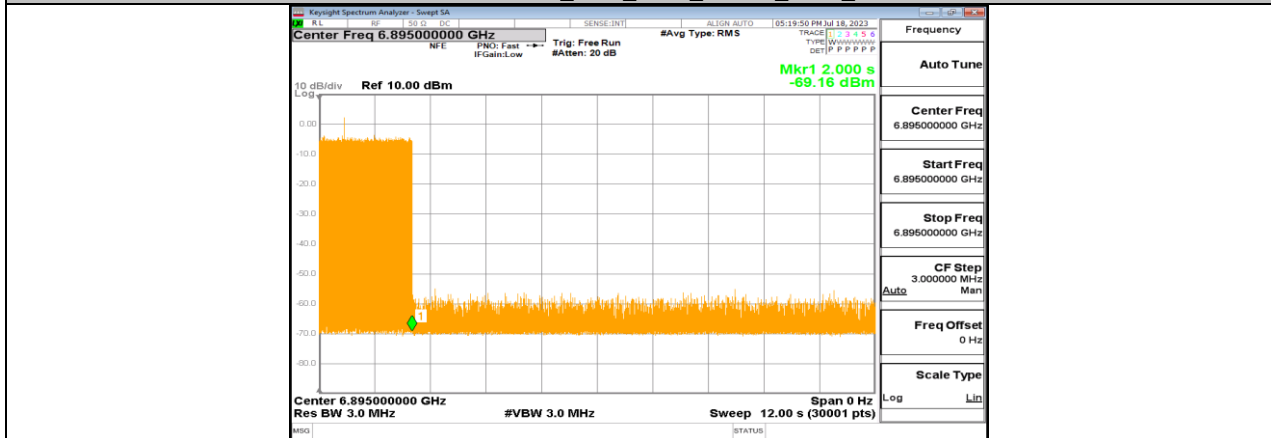
11BE20MIMO_Ant1_6895_Center_6895_3



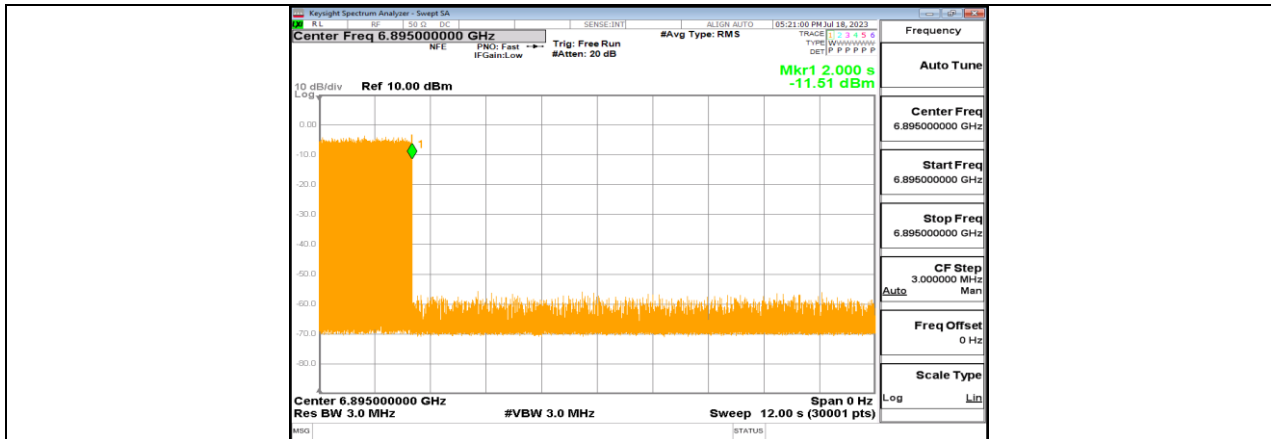
11BE20MIMO_Ant1_6895_Center_6895_4



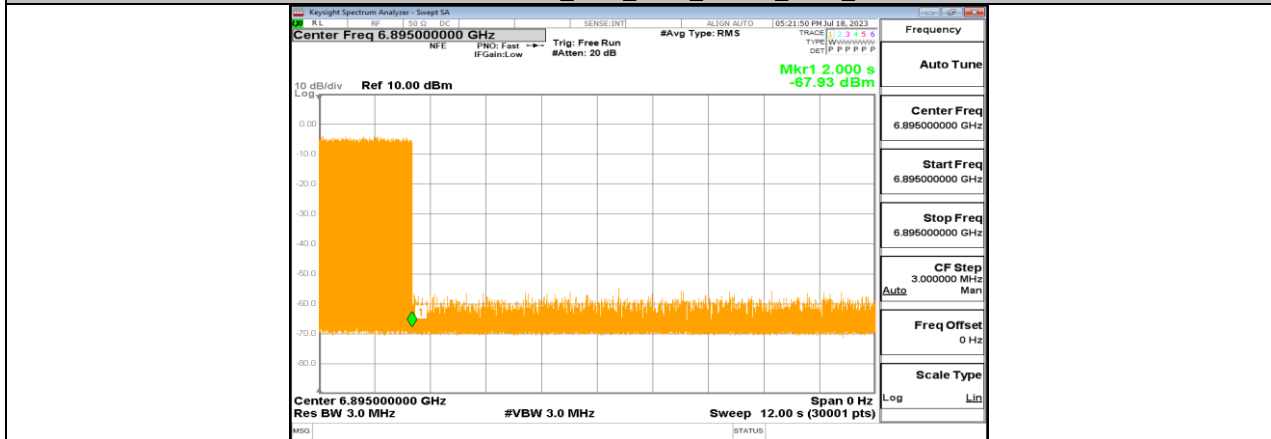
11BE20MIMO_Ant1_6895_Center_6895_5



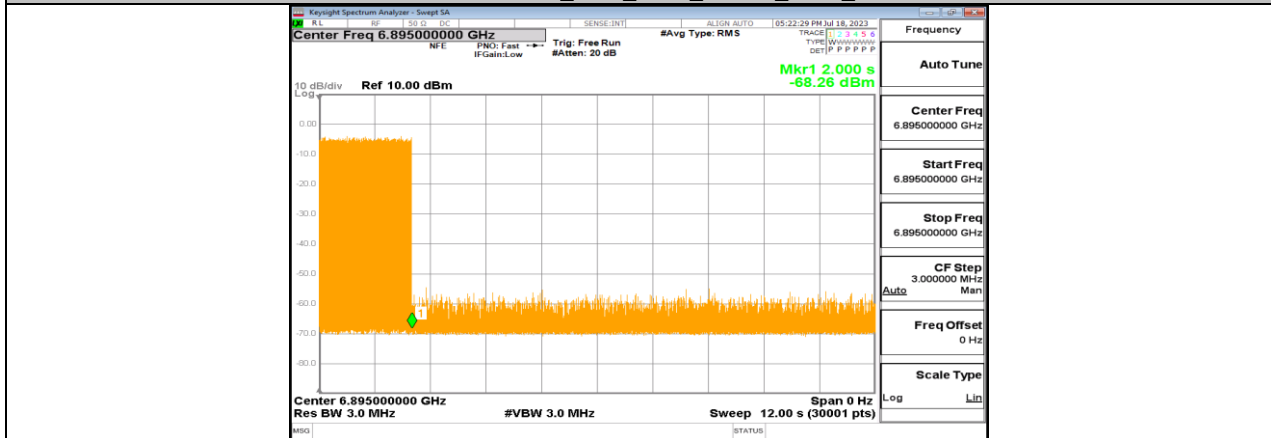
11BE20MIMO_Ant1_6895_Center_6895_6



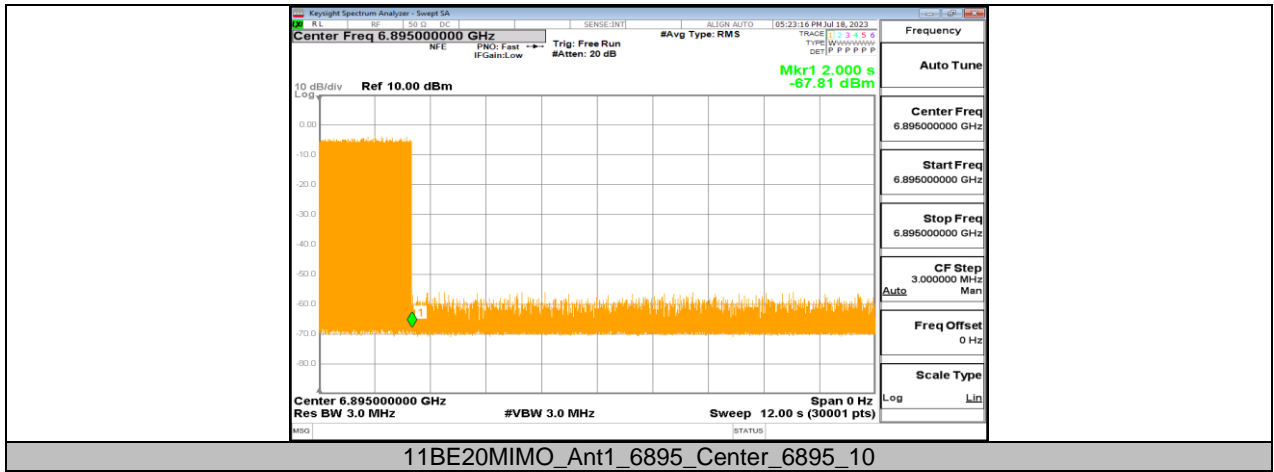
11BE20MIMO_Ant1_6895_Center_6895_7



11BE20MIMO_Ant1_6895_Center_6895_8



11BE20MIMO_Ant1_6895_Center_6895_9



Note: All modes have been tested, only the worst data recorded in the report.

END OF REPORT