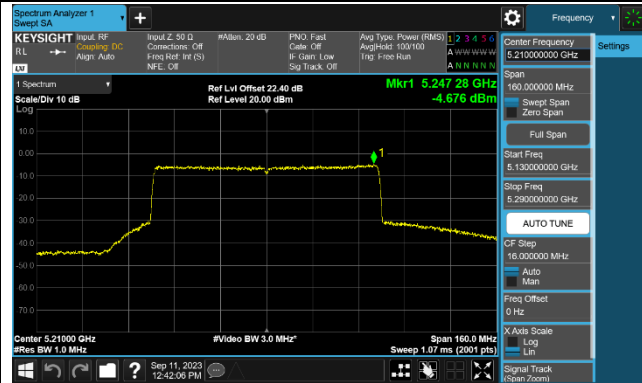
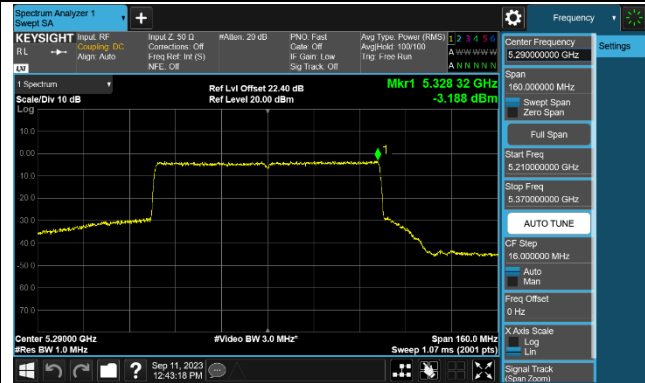


### 802.11ax-HE80 Power Spectral Density - Ant 2

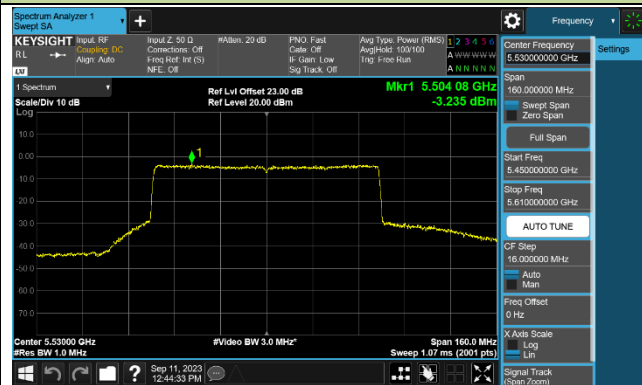
Channel 42 (5210MHz)



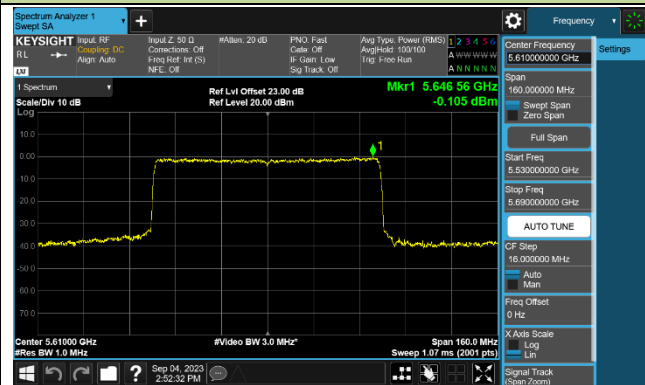
Channel 58 (5290MHz)



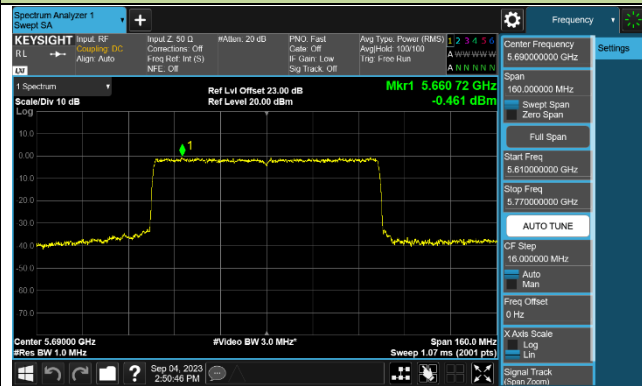
Channel 106 (5530MHz)



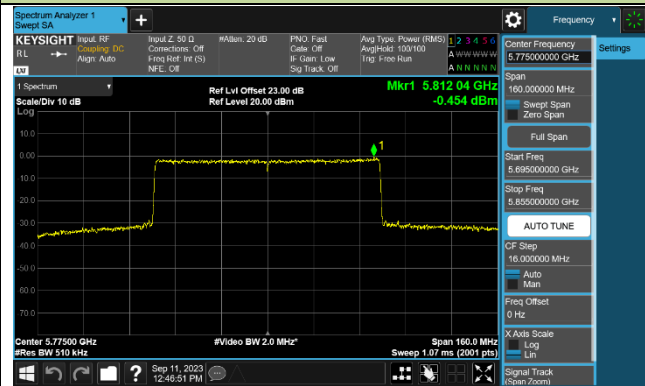
Channel 122 (5610MHz)



Channel 138 (5690MHz)

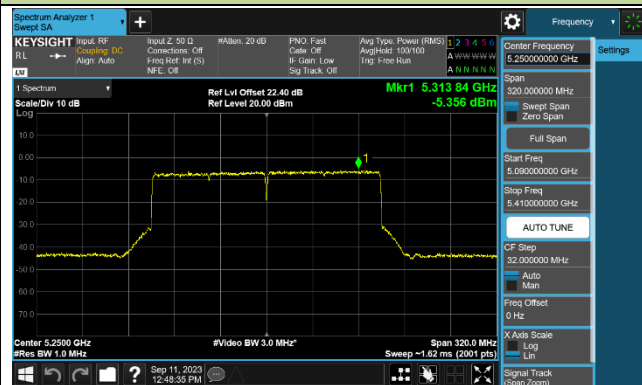


Channel 155 (5775MHz)

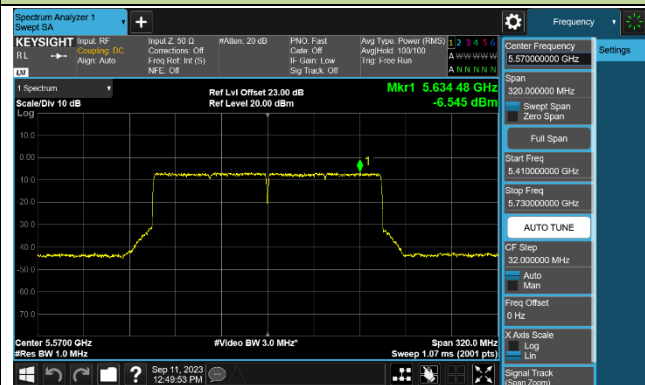


### 802.11ax-HE160 Power Spectral Density - Ant 2

Channel 50 (5250MHz)



Channel 114 (5570MHz)



## 7.7. Frequency Stability Measurement

### 7.7.1. Test Limit

Manufactures of U-NII devices are responsible for ensuring frequency stability such that an emission is maintained within the band of operation under all conditions of normal operation as specified in the user's manual.

The transmitter center frequency tolerance shall be  $\pm 20$  ppm maximum for the 5GHz band (IEEE 802.11 specification).

### 7.7.2. Test Limit

#### **Frequency Stability Under Temperature Variations:**

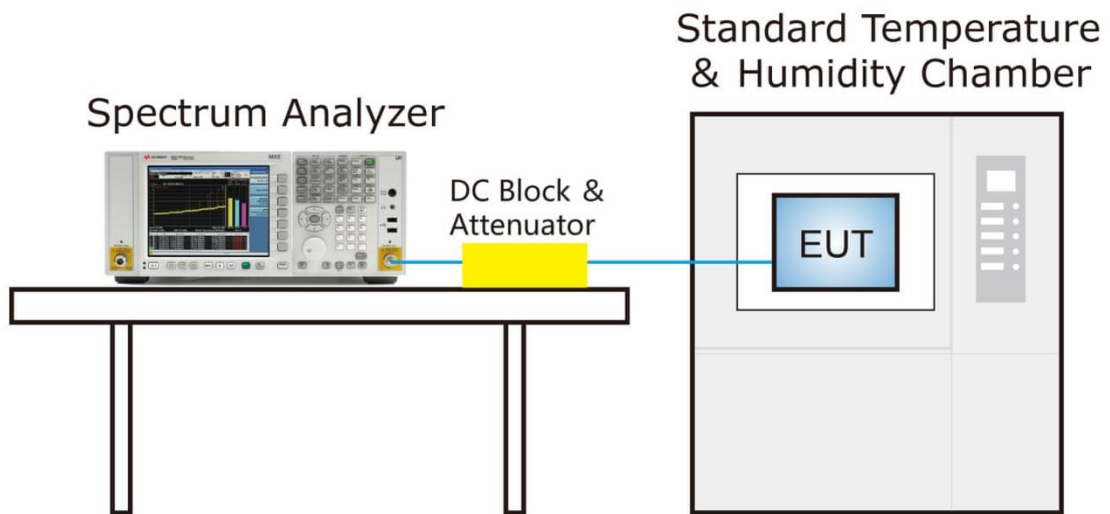
The equipment under test was connected to an external AC or DC power supply and input rated voltage. RF output was connected to a frequency counter or spectrum analyzer via feed through attenuators. The EUT was placed inside the temperature chamber. Set the spectrum analyzer RBW low enough to obtain the desired frequency resolution and measure EUT 20°C operating frequency as reference frequency. Turn EUT off and set the chamber temperature to highest. After the temperature stabilized for approximately 30 minutes recorded the frequency. Repeat step measure with 10°C decreased per stage until the lowest temperature reached.

#### **Frequency Stability Under Voltage Variations:**

Set chamber temperature to 20°C. Use a variable AC power supply / DC power source to power the EUT and set the voltage to rated voltage. Set the spectrum analyzer RBW low enough to obtain the desired frequency resolution and recorded the frequency.

Reduce the input voltage to specify extreme voltage variation ( $\pm 15\%$ ) and endpoint, record the maximum frequency change.

### 7.7.3. Test Setup



### 7.7.4. Test Result

Grantee ensure that the product meets e-CFR Title 47 section 15.407(g) and KDB 789033 D02v02r01 frequency stability such that the emissions are maintained within the band of operation under all conditions of normal operation as specified in the user's manual.

## 7.8. Radiated Spurious Emission Measurement

### 7.8.1. Test Limit

All out of band emissions appearing in a restricted band as specified in Section 15.205 of the Title 47CFR must not exceed the limits shown in Table per Section 15.209.

FCC Part 15 Subpart C Paragraph 15.209		
Frequency [MHz]	Field Strength [uV/m]	Measured Distance [Meters]
0.009 - 0.490	2400/F (kHz)	300
0.490 - 1.705	24000/F (kHz)	30
1.705 - 30	30	30
30 - 88	100	3
88 - 216	150	3
216 - 960	200	3
Above 960	500	3

### 7.8.2. Test Procedure Used

KDB 789033 D02v02r01- Section G

### 7.8.3. Test Setting

Table 1 - RBW as a function of frequency

Frequency	RBW
9 ~ 150 kHz	200 ~ 300 Hz
0.15 ~ 30 MHz	9 ~ 10 kHz
30 ~ 1000 MHz	100 ~ 120 kHz
>1000 MHz	1 MHz

**Quasi-Peak Measurements below 1GHz**

1. Analyzer center frequency was set to the frequency of the radiated spurious emission of interest
2. Span was set greater than 1MHz
3. RBW = as specified in Table 1
4. Detector = CISPR quasi-peak
5. Sweep time = auto couple
6. Trace was allowed to stabilize

**Peak Measurements above 1GHz**

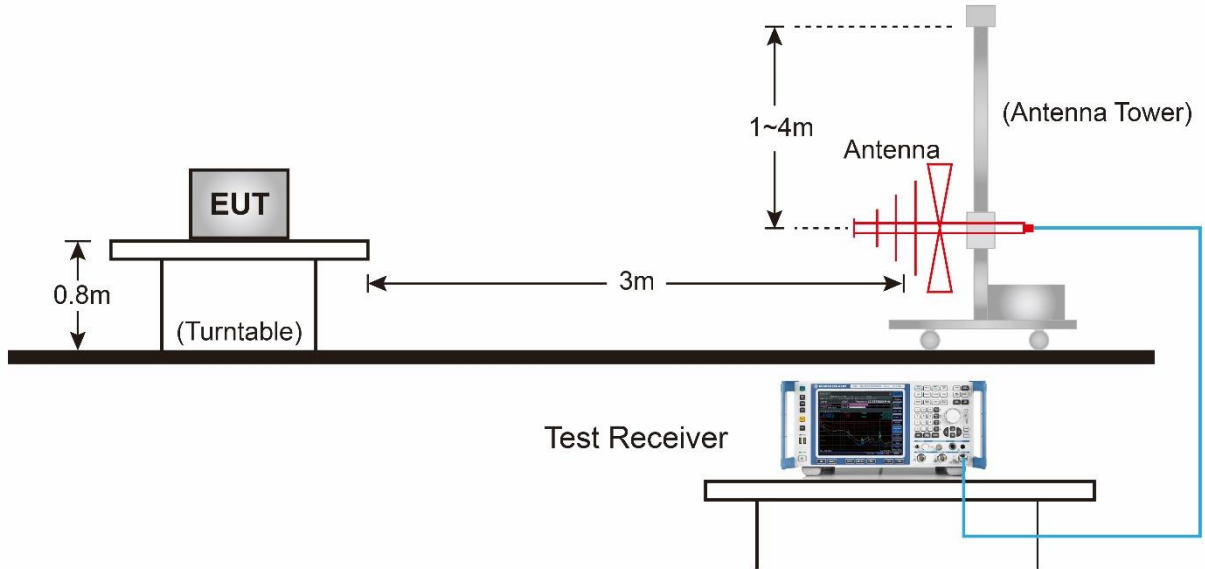
1. Analyzer center frequency was set to the frequency of the radiated spurious emission of interest
2. RBW = 1MHz
3. VBW = 3MHz
4. Detector = peak
5. Sweep time = auto couple
6. Trace mode = max hold
7. Trace was allowed to stabilize

**Average Measurements above 1GHz (Method VB)**

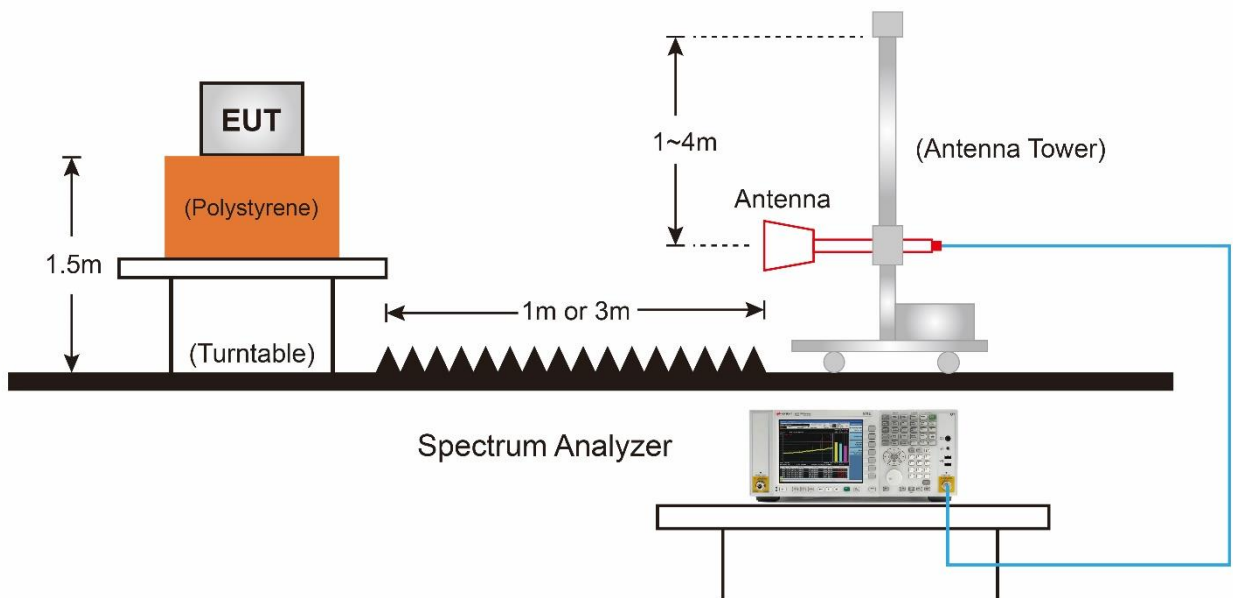
1. Analyzer center frequency was set to the frequency of the radiated spurious emission of interest
2. RBW = 1MHz
3. VBW; If the EUT is configured to transmit with duty cycle  $\geq 98\%$ , set VBW = 10 Hz.  
If the EUT duty cycle is  $< 98\%$ , set VBW  $\geq 1/T$ . T is the minimum transmission duration.
4. Detector = Peak
5. Sweep time = auto
6. Trace mode = max hold
7. Trace was allowed to stabilize

### 7.8.4. Test Setup

Below 1GHz Test Setup:

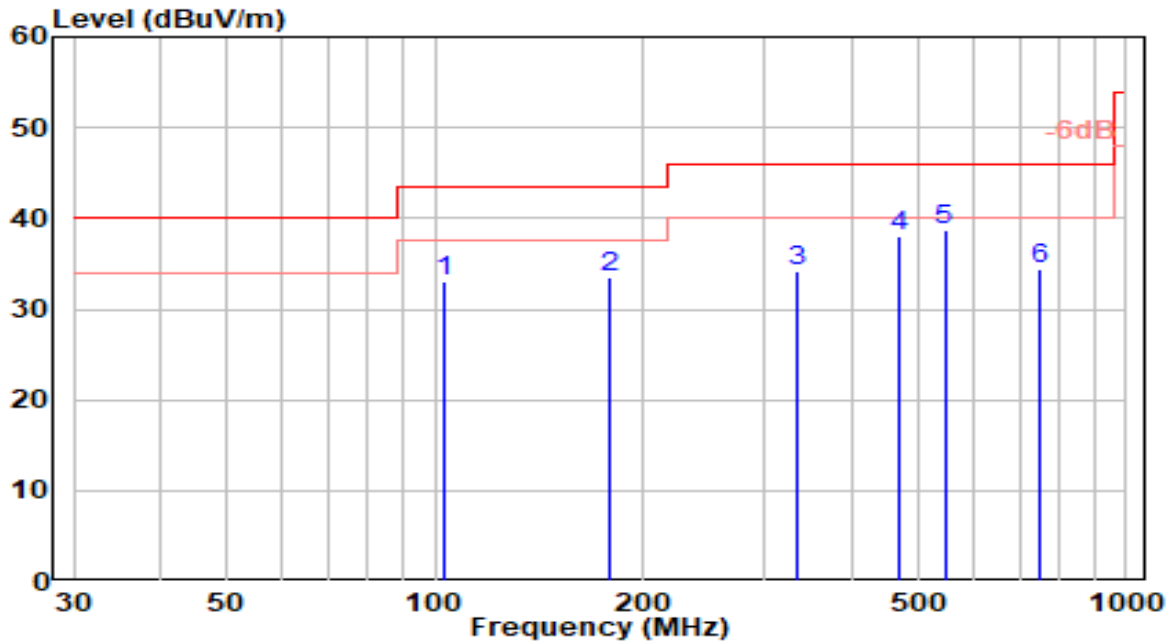


Above 1GHz Test Setup:



### 7.8.5. Test Result

EUT	Omada 4G+Cat6 AX3000 Gigabit VPN Router	Date of Test	2023-08-18
Factor	VULB 9162	Temp. / Humidity	23°C /62%
Polarity	Horizontal	Site / Test Engineer	AC2 / Stanley
Test Mode	802.11ac-20MHz_Band1_TX_CH 44_ANT 0+1+2	Test Voltage	AC 120V/60Hz

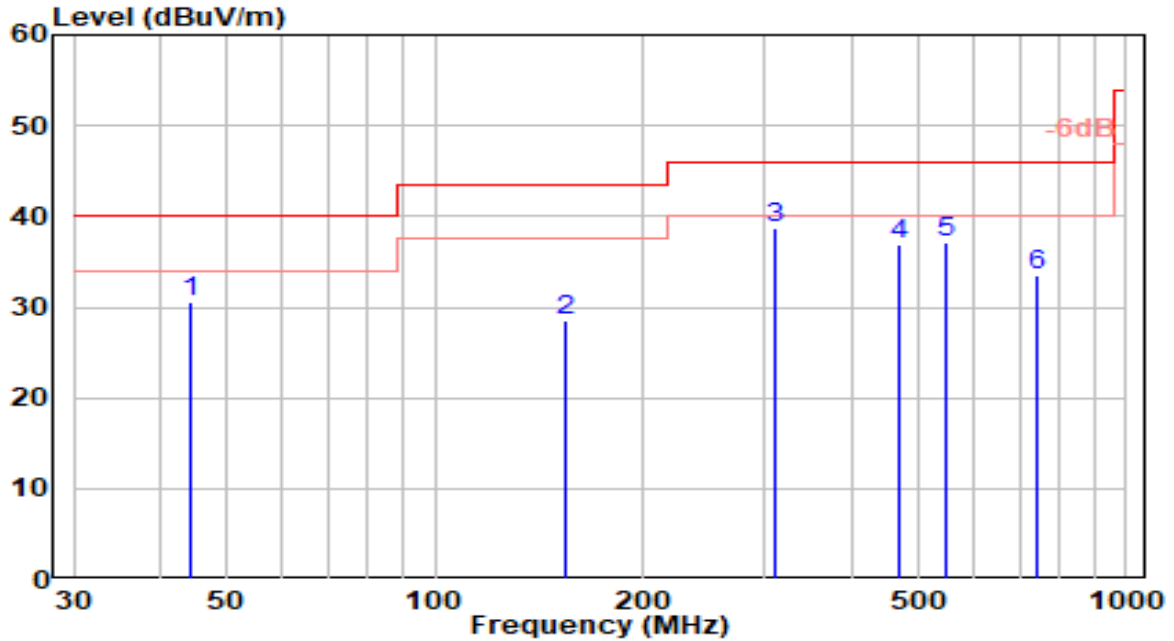


No	Frequency (MHz)	Reading (dBUV)	C.F (dB/m)	Measurement (dBUV/m)	Margin (dB)	Limit (dBUV/m)	Height (cm)	Angle (deg)	Remark (QP/PK/AV)
1	102.970	14.77	18.32	33.09	-10.41	43.50	150	122	QP
2	179.140	17.23	16.23	33.46	-10.04	43.50	100	342	QP
3	332.850	12.57	21.70	34.26	-11.74	46.00	200	42	QP
4	470.320	13.94	24.10	38.04	-7.96	46.00	200	204	QP
5 *	546.150	13.26	25.50	38.76	-7.24	46.00	150	50	QP
6	746.690	5.62	28.74	34.36	-11.64	46.00	150	27	QP

Note:

1. " \*", means this data is the worst emission level.
2. C.F (Correction Factor) = Antenna Factor (dB/m) + Cable Loss (dB).
3. Measurement (dBUV/m) = Reading(dBUV) + C.F (Correction Factor).
4. The emission levels of other frequencies are very lower than the limit and not show in test report.

EUT	Omada 4G+Cat6 AX3000 Gigabit VPN Router	Date of Test	2023-08-18
Factor	VULB 9162	Temp. / Humidity	23°C /62%
Polarity	Vertical	Site / Test Engineer	AC2 / Stanley
Test Mode	802.11ac-20MHz_Band1_TX_CH 44_ANT 0+1+2	Test Voltage	AC 120V/60Hz



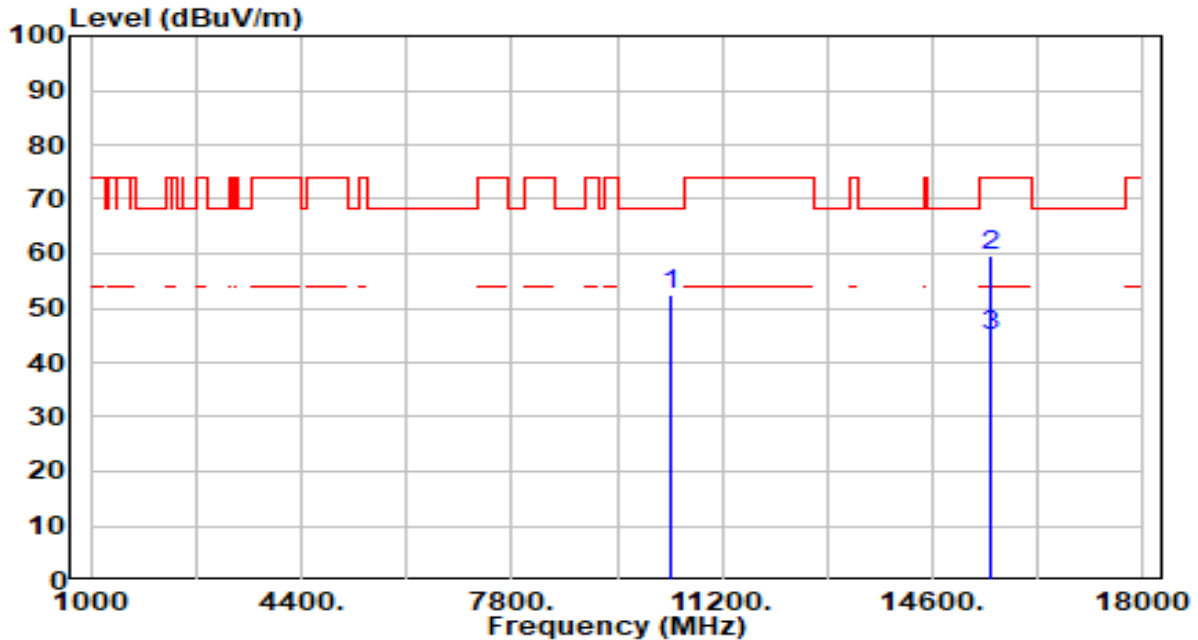
No	Frequency (MHz)	Reading (dBUV)	C.F (dB/m)	Measurement (dBUV/m)	Margin (dB)	Limit (dBUV/m)	Height (cm)	Angle (deg)	Remark (QP/PK/AV)
1	44.160	10.25	20.21	30.46	-9.54	40.00	150	120	QP
2	154.850	13.26	15.21	28.48	-15.02	43.50	150	131	QP
3	* 311.090	17.94	20.89	38.83	-7.17	46.00	200	17	QP
4	469.340	12.75	24.07	36.82	-9.18	46.00	100	109	QP
5	547.300	11.70	25.52	37.22	-8.78	46.00	200	173	QP
6	746.020	4.79	28.73	33.52	-12.48	46.00	200	65	QP

Note:

1. " \*", means this data is the worst emission level.
2. C.F (Correction Factor) = Antenna Factor (dB/m) + Cable Loss (dB).
3. Measurement (dBUV/m) = Reading(dBUV) + C.F (Correction Factor).
4. The emission levels of other frequencies are very lower than the limit and not show in test report.



EUT	Omada 4G+Cat6 AX3000 Gigabit VPN Router	Date of Test	2023-09-10
Factor	DRH18-E	Temp. / Humidity	23°C /62%
Polarity	Horizontal	Site / Test Engineer	AC2 / Marvin
Test Mode	802.11a_TX_Band1_CH 36_ANT 0+1+2	Test Voltage	AC 120V/60Hz

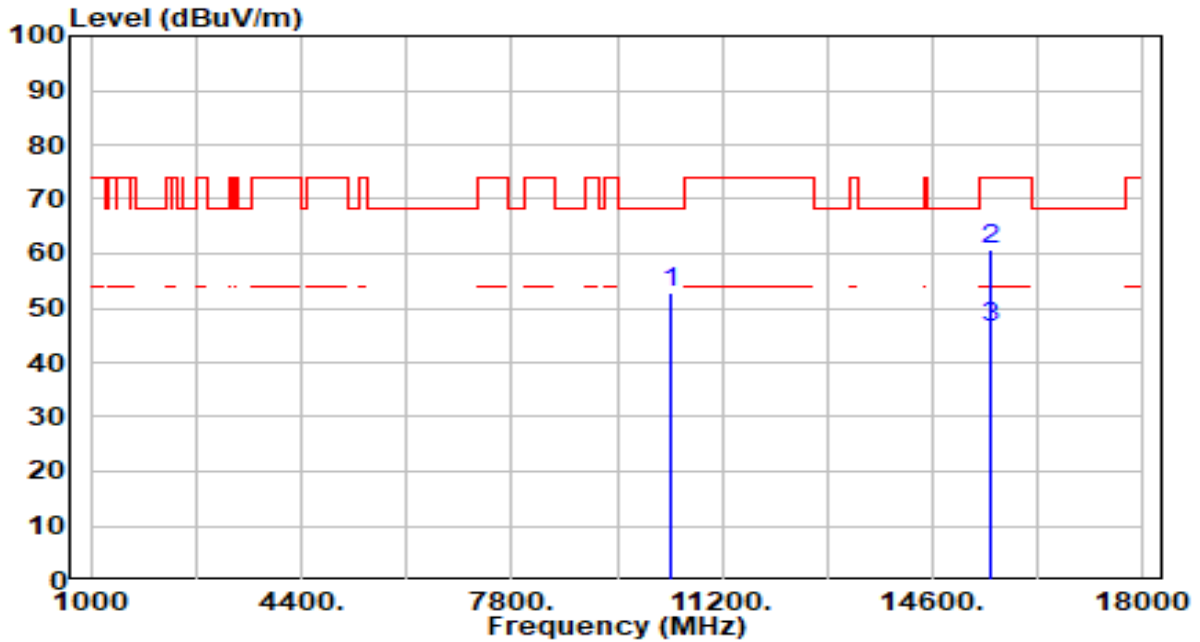


No	Frequency (MHz)	Reading (dBuV)	C.F (dB/m)	Measurement (dBuV/m)	Margin (dB)	Limit (dBuV/m)	Height (cm)	Angle (deg)	Remark (QP/PK/AV)
1	10360.000	49.57	2.81	52.38	-15.82	68.20	100	31	Peak
2	* 15540.000	55.15	4.52	59.67	-14.33	74.00	100	75	Peak
3	* 15540.000	40.21	4.52	44.73	-9.27	54.00	100	75	Average

Note:

1. " \*", means this data is the worst emission level.
2. C.F (Correction Factor) = Antenna Factor (dB/m)+ Cable Loss (dB) – Preamplifier(dB).
3. Measurement (dBuV/m) = Reading(dBuV) + C.F (Correction Factor).
4. The emission levels of other frequencies are very lower than the limit and not show in test report.

EUT	Omada 4G+Cat6 AX3000 Gigabit VPN Router	Date of Test	2023-09-10
Factor	DRH18-E	Temp. / Humidity	23°C /62%
Polarity	Vertical	Site / Test Engineer	AC2 / Marvin
Test Mode	802.11a_TX_Band1_CH 36_ANT 0+1+2	Test Voltage	AC 120V/60Hz

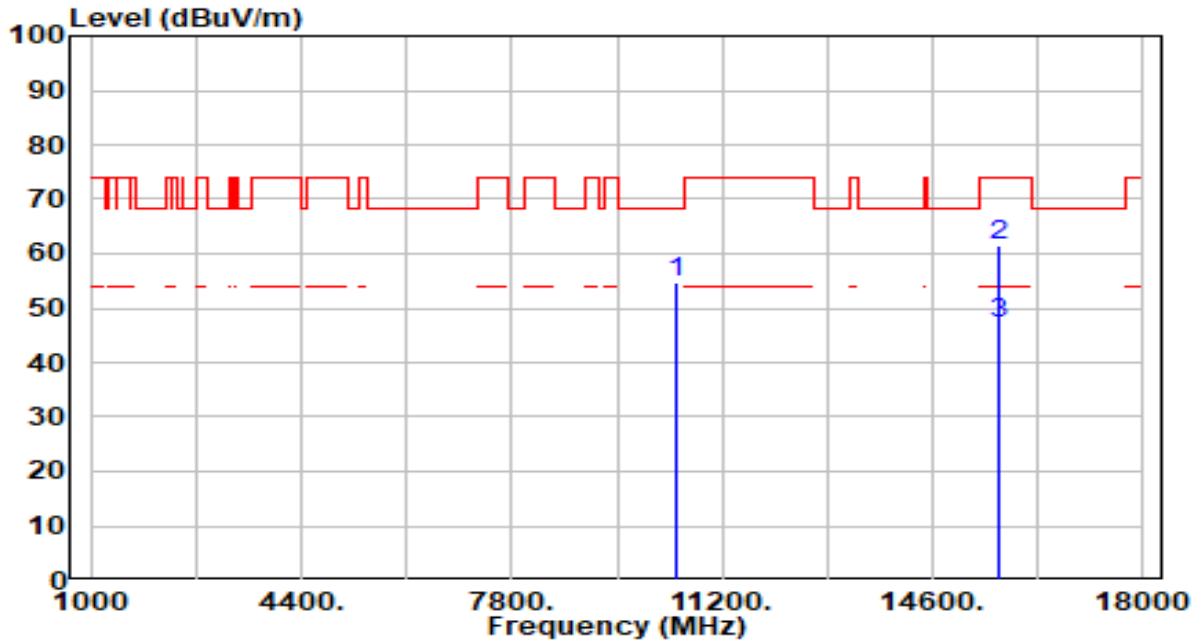


No	Frequency (MHz)	Reading (dBuV)	C.F (dB/m)	Measurement (dBuV/m)	Margin (dB)	Limit (dBuV/m)	Height (cm)	Angle (deg)	Remark (QP/PK/AV)
1	10360.000	49.85	2.81	52.66	-15.54	68.20	100	304	Peak
2	* 15540.000	56.20	4.52	60.72	-13.28	74.00	100	68	Peak
3	* 15540.000	41.84	4.52	46.36	-7.64	54.00	100	68	Average

Note:

1. " \*", means this data is the worst emission level.
2. C.F (Correction Factor) = Antenna Factor (dB/m)+ Cable Loss (dB) – Preamplifier(dB).
3. Measurement (dBuV/m) = Reading(dBuV) + C.F (Correction Factor).
4. The emission levels of other frequencies are very lower than the limit and not show in test report.

EUT	Omada 4G+Cat6 AX3000 Gigabit VPN Router	Date of Test	2023-09-10
Factor	DRH18-E	Temp. / Humidity	23°C /62%
Polarity	Horizontal	Site / Test Engineer	AC2 / Marvin
Test Mode	802.11a_TX_Band1_CH 44_ANT 0+1+2	Test Voltage	AC 120V/60Hz

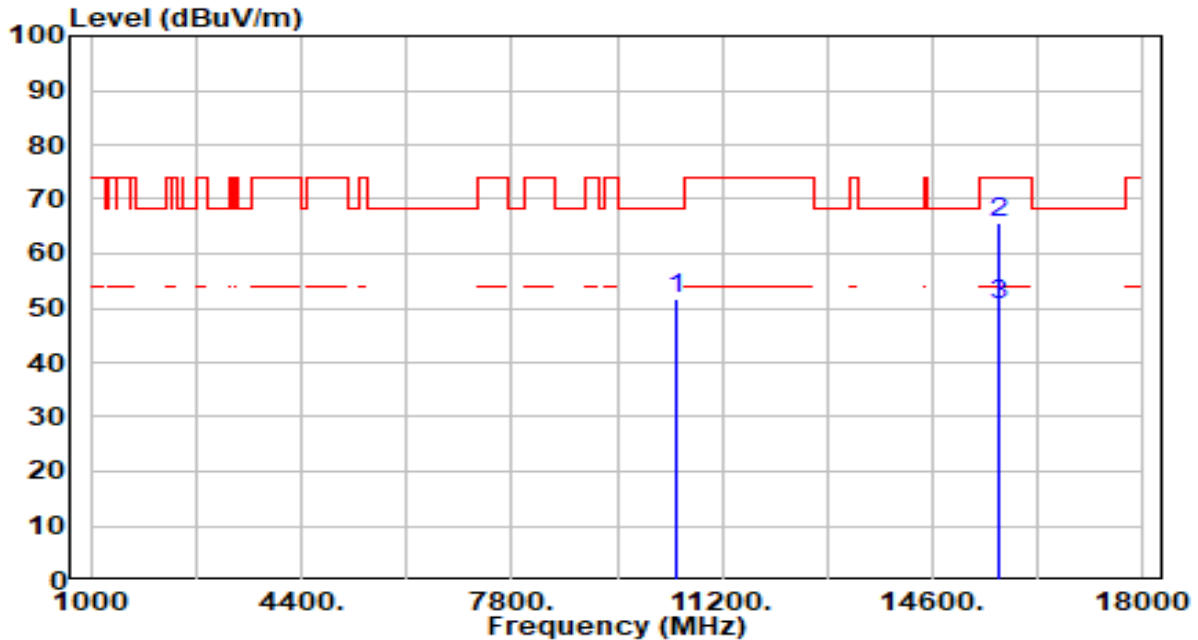


No	Frequency (MHz)	Reading (dBuV)	C.F (dB/m)	Measurement (dBuV/m)	Margin (dB)	Limit (dBuV/m)	Height (cm)	Angle (deg)	Remark (QP/PK/AV)
1	10440.000	51.98	2.72	54.71	-13.49	68.20	200	74	Peak
2	* 15660.000	56.91	4.67	61.58	-12.42	74.00	100	121	Peak
3	* 15660.000	42.44	4.67	47.11	-6.89	54.00	100	121	Average

Note:

- "\*", means this data is the worst emission level.
- C.F (Correction Factor) = Antenna Factor (dB/m)+ Cable Loss (dB) – Preamplifier(dB).
- Measurement (dBuV/m) = Reading(dBuV) + C.F (Correction Factor).
- The emission levels of other frequencies are very lower than the limit and not show in test report.

EUT	Omada 4G+Cat6 AX3000 Gigabit VPN Router	Date of Test	2023-09-10
Factor	DRH18-E	Temp. / Humidity	23°C /62%
Polarity	Vertical	Site / Test Engineer	AC2 / Marvin
Test Mode	802.11a_TX_Band1_CH 44_ANT 0+1+2	Test Voltage	AC 120V/60Hz

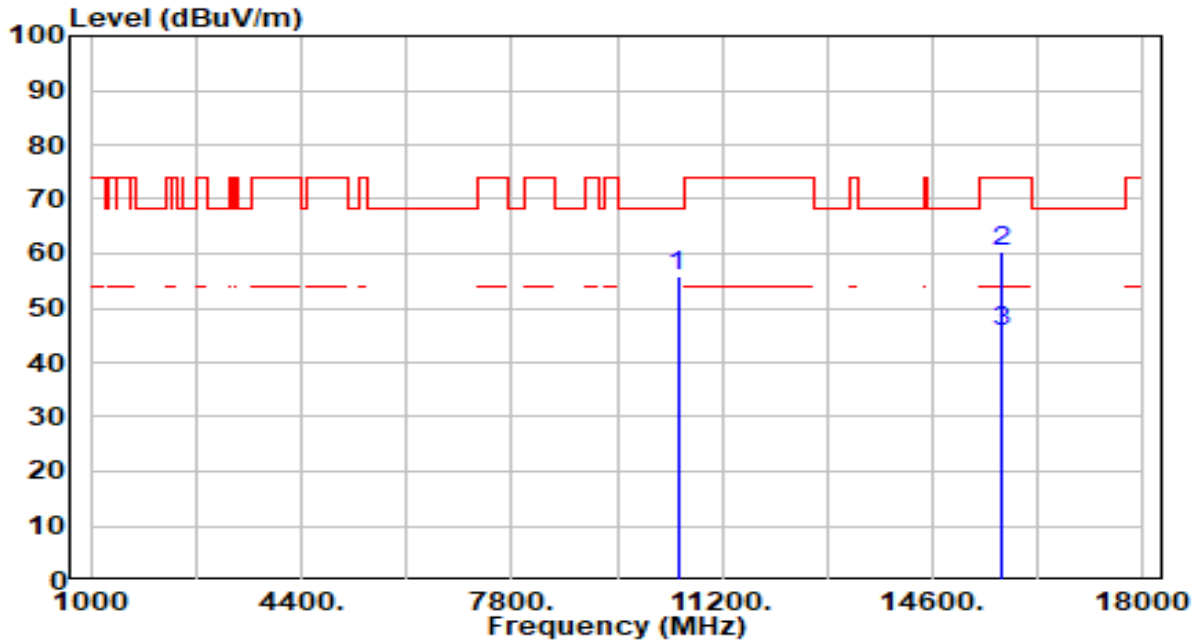


No	Frequency (MHz)	Reading (dBuV)	C.F (dB/m)	Measurement (dBuV/m)	Margin (dB)	Limit (dBuV/m)	Height (cm)	Angle (deg)	Remark (QP/PK/AV)
1	10440.000	49.15	2.72	51.87	-16.33	68.20	200	360	Peak
2	* 15660.000	61.07	4.67	65.74	-8.26	74.00	118	6	Peak
3	* 15660.000	46.00	4.67	50.67	-3.33	54.00	118	6	Average

Note:

1. " \*", means this data is the worst emission level.
2. C.F (Correction Factor) = Antenna Factor (dB/m)+ Cable Loss (dB) – Pre-amplifier(dB).
3. Measurement (dBuV/m) = Reading(dBuV) + C.F (Correction Factor).
4. The emission levels of other frequencies are very lower than the limit and not show in test report.

EUT	Omada 4G+Cat6 AX3000 Gigabit VPN Router	Date of Test	2023-09-10
Factor	DRH18-E	Temp. / Humidity	23°C /62%
Polarity	Horizontal	Site / Test Engineer	AC2 / Marvin
Test Mode	802.11a_TX_Band1_CH 48_ANT 0+1+2	Test Voltage	AC 120V/60Hz

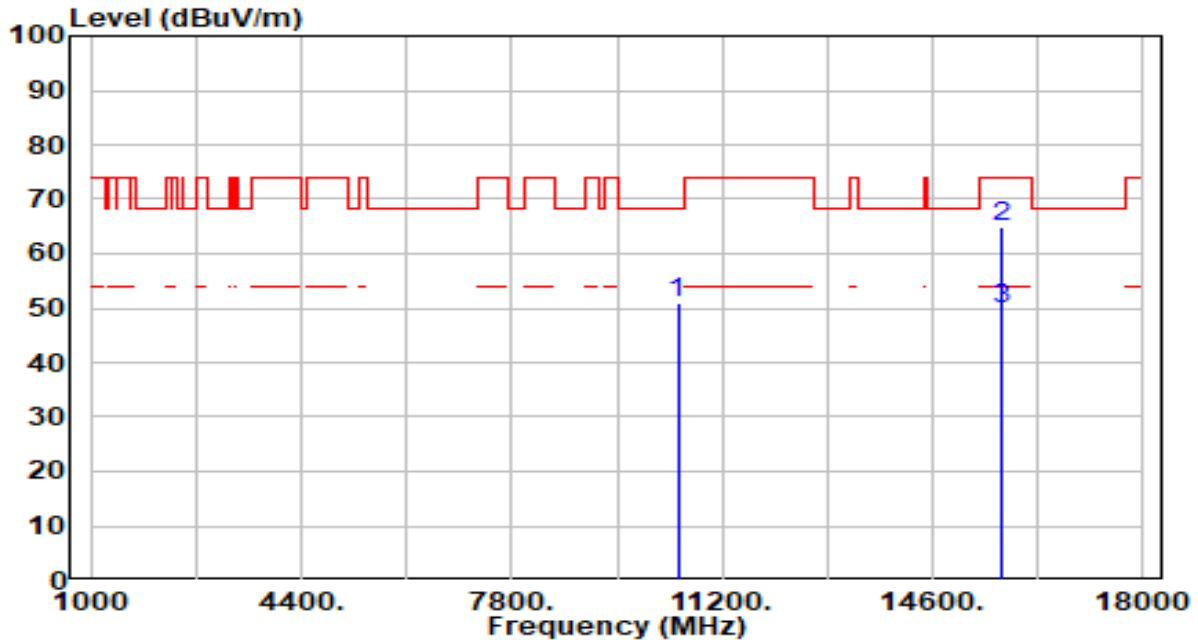


No	Frequency (MHz)	Reading (dBuV)	C.F (dB/m)	Measurement (dBuV/m)	Margin (dB)	Limit (dBuV/m)	Height (cm)	Angle (deg)	Remark (QP/PK/AV)
1	* 10480.000	53.08	2.68	55.76	-12.44	68.20	100	80	Peak
2	15720.000	55.60	4.84	60.44	-13.56	74.00	100	170	Peak
3	* 15720.000	40.87	4.84	45.71	-8.29	54.00	100	170	Average

Note:

1. " \*", means this data is the worst emission level.
2. C.F (Correction Factor) = Antenna Factor (dB/m)+ Cable Loss (dB) – Pre-amplifier(dB).
3. Measurement (dBuV/m) = Reading(dBuV) + C.F (Correction Factor).
4. The emission levels of other frequencies are very lower than the limit and not show in test report.

EUT	Omada 4G+Cat6 AX3000 Gigabit VPN Router	Date of Test	2023-09-10
Factor	DRH18-E	Temp. / Humidity	23°C /62%
Polarity	Vertical	Site / Test Engineer	AC2 / Marvin
Test Mode	802.11a_TX_Band1_CH 48_ANT 0+1+2	Test Voltage	AC 120V/60Hz

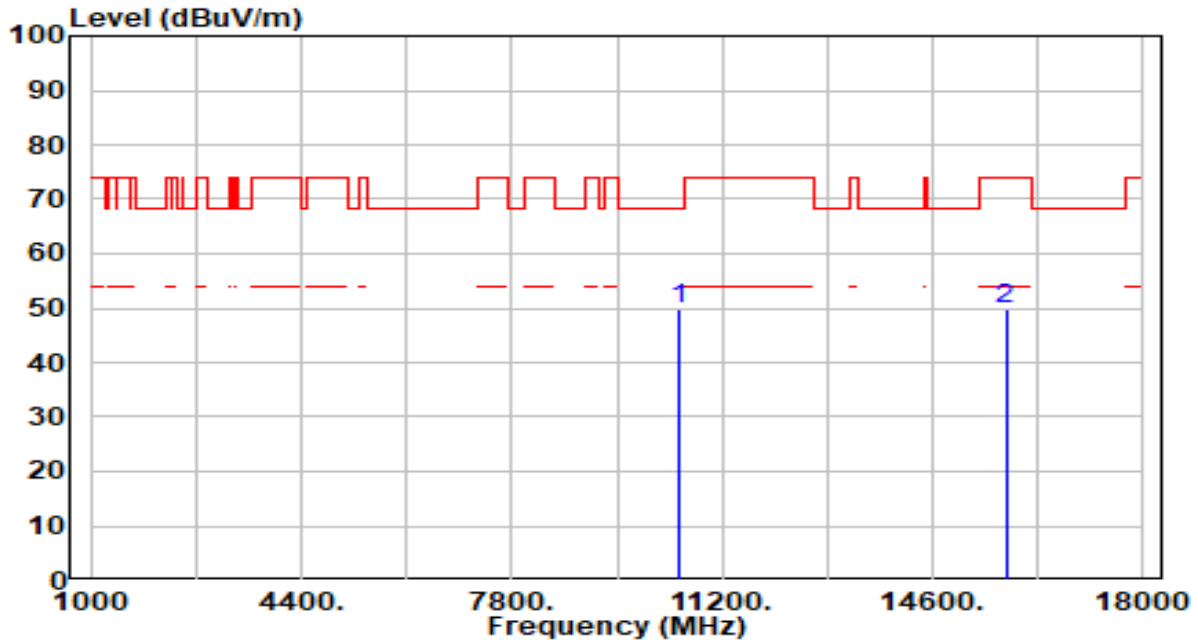


No	Frequency (MHz)	Reading (dBUV)	C.F (dB/m)	Measurement (dBUV/m)	Margin (dB)	Limit (dBUV/m)	Height (cm)	Angle (deg)	Remark (QP/PK/AV)
1	10480.000	48.41	2.68	51.09	-17.11	68.20	100	97	Peak
2	* 15720.000	59.99	4.84	64.83	-9.17	74.00	100	60	Peak
3	* 15720.000	44.98	4.84	49.82	-4.18	54.00	100	60	Average

Note:

1. " \*", means this data is the worst emission level.
2. C.F (Correction Factor) = Antenna Factor (dB/m)+ Cable Loss (dB) – Pre-amplifier(dB).
3. Measurement (dBUV/m) = Reading(dBUV) + C.F (Correction Factor).
4. The emission levels of other frequencies are very lower than the limit and not show in test report.

EUT	Omada 4G+Cat6 AX3000 Gigabit VPN Router	Date of Test	2023-09-10
Factor	DRH18-E	Temp. / Humidity	23°C /62%
Polarity	Horizontal	Site / Test Engineer	AC2 / Marvin
Test Mode	802.11a_TX_Band2_CH 52_ANT 0+1+2	Test Voltage	AC 120V/60Hz

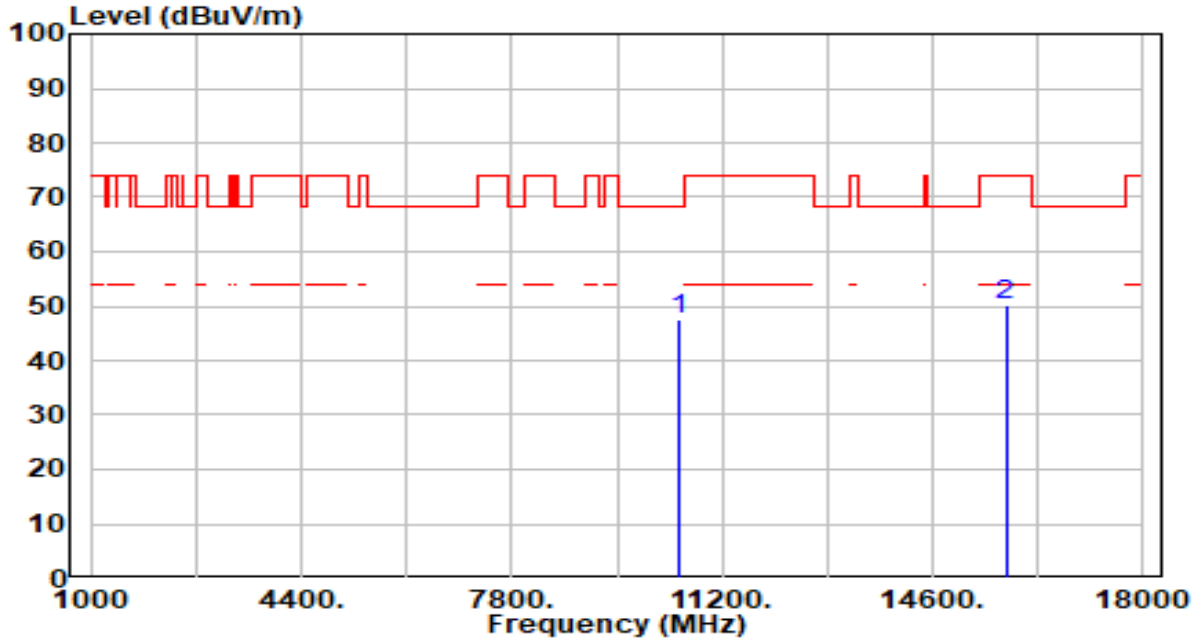


No	Frequency (MHz)	Reading (dBuV)	C.F (dB/m)	Measurement (dBuV/m)	Margin (dB)	Limit (dBuV/m)	Height (cm)	Angle (deg)	Remark (QP/PK/AV)
1	* 10520.000	47.19	2.64	49.83	-18.37	68.20	100	80	Peak
2	15780.000	44.69	5.00	49.69	-24.31	74.00	100	0	Peak

Note:

1. " \*", means this data is the worst emission level.
2. C.F (Correction Factor) = Antenna Factor (dB/m)+ Cable Loss (dB) – Preamplifier(dB).
3. Measurement (dBuV/m) = Reading(dBuV) + C.F (Correction Factor).
4. The emission levels of other frequencies are very lower than the limit and not show in test report.

EUT	Omada 4G+Cat6 AX3000 Gigabit VPN Router	Date of Test	2023-09-10
Factor	DRH18-E	Temp. / Humidity	23°C /62%
Polarity	Vertical	Site / Test Engineer	AC2 / Marvin
Test Mode	802.11a_TX_Band2_CH 52_ANT 0+1+2	Test Voltage	AC 120V/60Hz



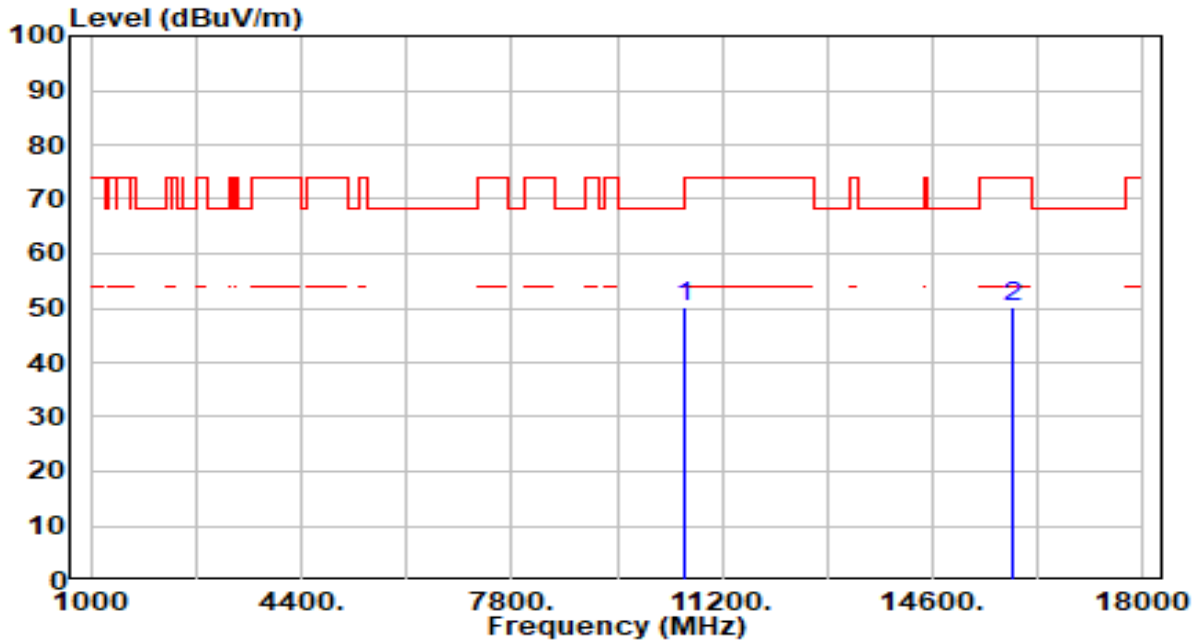
No	Frequency (MHz)	Reading (dBuV)	C.F (dB/m)	Measurement (dBuV/m)	Margin (dB)	Limit (dBuV/m)	Height (cm)	Angle (deg)	Remark (QP/PK/AV)
1	*	45.07	2.64	47.71	-20.49	68.20	100	85	Peak
2		45.04	5.00	50.04	-23.96	74.00	100	261	Peak

Note:

1. " \*", means this data is the worst emission level.
2. C.F (Correction Factor) = Antenna Factor (dB/m)+ Cable Loss (dB) – Preamplifier(dB).
3. Measurement (dBuV/m) = Reading(dBuV) + C.F (Correction Factor).
4. The emission levels of other frequencies are very lower than the limit and not show in test report.



EUT	Omada 4G+Cat6 AX3000 Gigabit VPN Router	Date of Test	2023-09-10
Factor	DRH18-E	Temp. / Humidity	23°C /62%
Polarity	Horizontal	Site / Test Engineer	AC2 / Marvin
Test Mode	802.11a_TX_Band2_CH 60_ANT 0+1+2	Test Voltage	AC 120V/60Hz

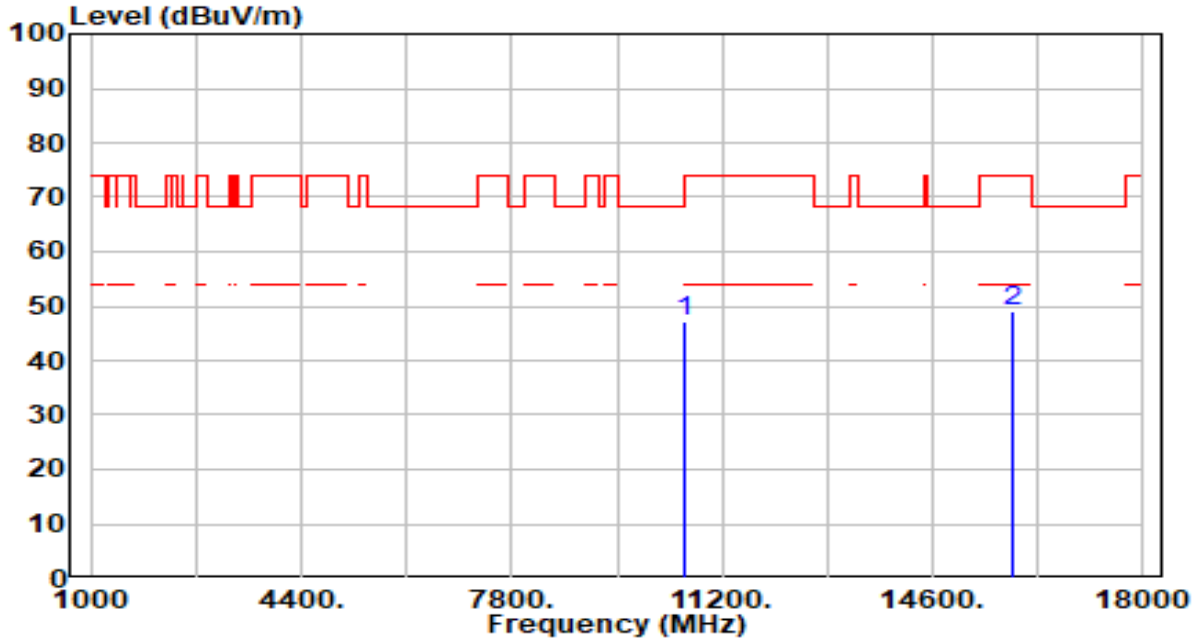


No	Frequency (MHz)	Reading (dBuV)	C.F (dB/m)	Measurement (dBuV/m)	Margin (dB)	Limit (dBuV/m)	Height (cm)	Angle (deg)	Remark (QP/PK/AV)
1	*	47.53	2.60	50.13	-18.07	68.20	100	229	Peak
2		45.03	5.13	50.16	-23.84	74.00	100	354	Peak

Note:

1. " \*", means this data is the worst emission level.
2. C.F (Correction Factor) = Antenna Factor (dB/m)+ Cable Loss (dB) – Preamplifier(dB).
3. Measurement (dBuV/m) = Reading(dBuV) + C.F (Correction Factor).
4. The emission levels of other frequencies are very lower than the limit and not show in test report.

EUT	Omada 4G+Cat6 AX3000 Gigabit VPN Router	Date of Test	2023-09-10
Factor	DRH18-E	Temp. / Humidity	23°C /62%
Polarity	Vertical	Site / Test Engineer	AC2 / Marvin
Test Mode	802.11a_TX_Band2_CH 60_ANT 0+1+2	Test Voltage	AC 120V/60Hz

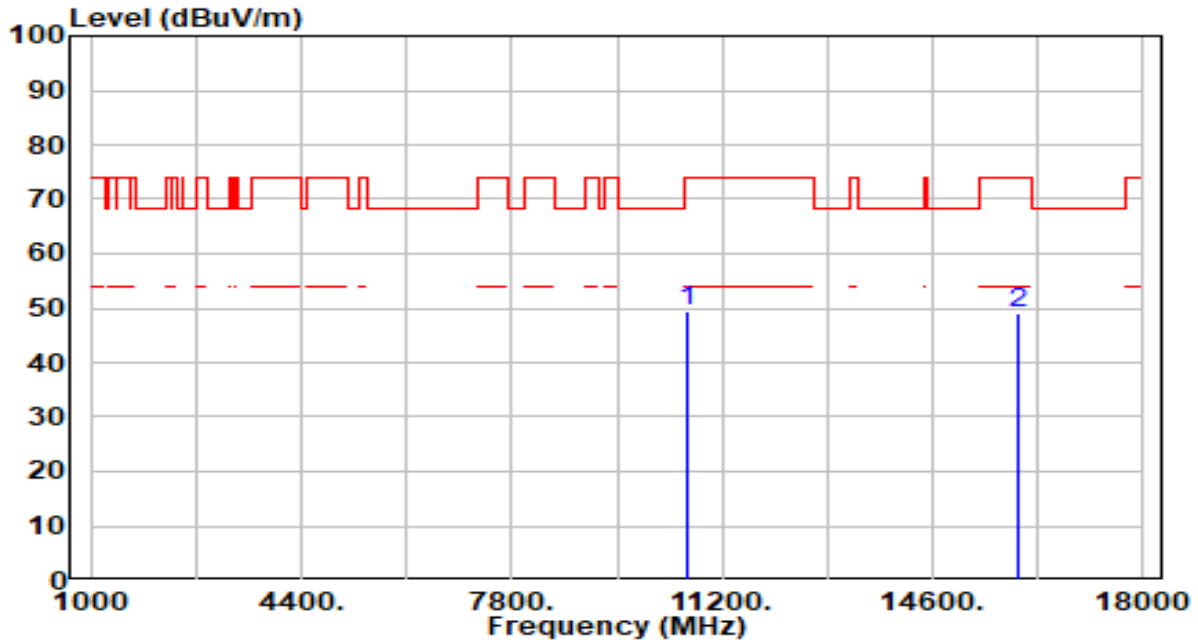


No	Frequency (MHz)	Reading (dBuV)	C.F (dB/m)	Measurement (dBuV/m)	Margin (dB)	Limit (dBuV/m)	Height (cm)	Angle (deg)	Remark (QP/PK/AV)
1	* 10600.000	44.73	2.60	47.33	-20.87	68.20	100	216	Peak
2	15900.000	44.05	5.13	49.18	-24.82	74.00	100	325	Peak

Note:

1. " \*", means this data is the worst emission level.
2. C.F (Correction Factor) = Antenna Factor (dB/m)+ Cable Loss (dB) – Preamplifier(dB).
3. Measurement (dBuV/m) = Reading(dBuV) + C.F (Correction Factor).
4. The emission levels of other frequencies are very lower than the limit and not show in test report.

EUT	Omada 4G+Cat6 AX3000 Gigabit VPN Router	Date of Test	2023-09-10
Factor	DRH18-E	Temp. / Humidity	23°C /62%
Polarity	Horizontal	Site / Test Engineer	AC2 / Marvin
Test Mode	802.11a_TX_Band2_CH 64_ANT 0+1+2	Test Voltage	AC 120V/60Hz

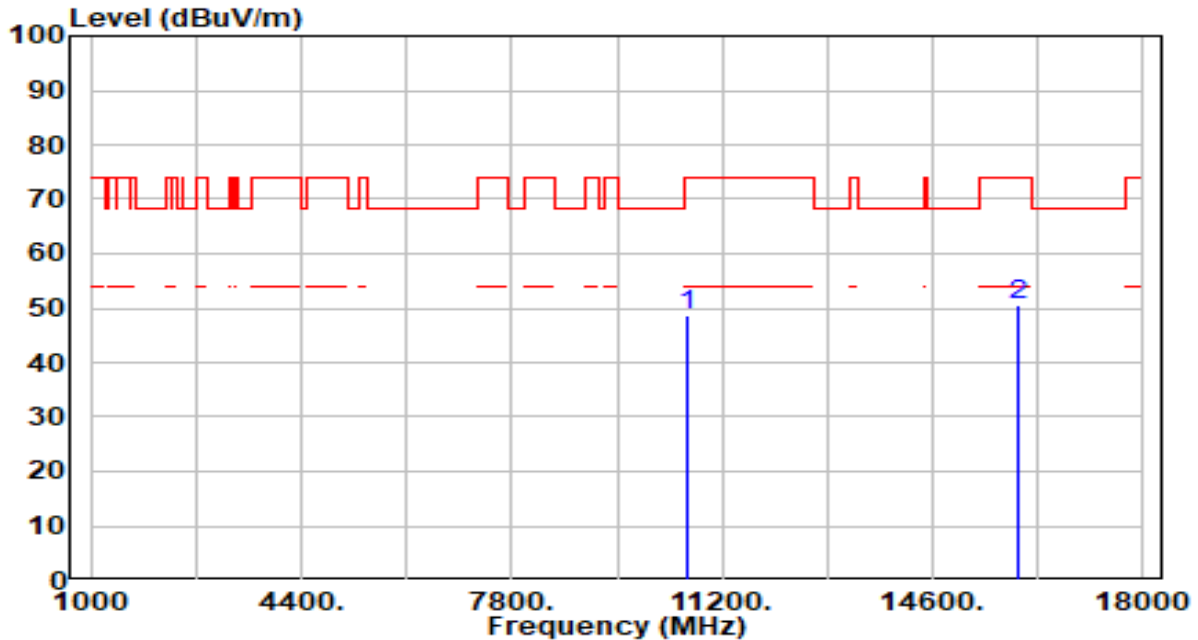


No	Frequency (MHz)	Reading (dBuV)	C.F (dB/m)	Measurement (dBuV/m)	Margin (dB)	Limit (dBuV/m)	Height (cm)	Angle (deg)	Remark (QP/PK/AV)
1	* 10640.000	46.67	2.62	49.30	-24.70	74.00	100	229	Peak
2	15960.000	43.93	5.17	49.10	-24.90	74.00	100	48	Peak

Note:

1. " \*", means this data is the worst emission level.
2. C.F (Correction Factor) = Antenna Factor (dB/m)+ Cable Loss (dB) – Preamplifier(dB).
3. Measurement (dBuV/m) = Reading(dBuV) + C.F (Correction Factor).
4. The emission levels of other frequencies are very lower than the limit and not show in test report.

EUT	Omada 4G+Cat6 AX3000 Gigabit VPN Router	Date of Test	2023-09-10
Factor	DRH18-E	Temp. / Humidity	23°C /62%
Polarity	Vertical	Site / Test Engineer	AC2 / Marvin
Test Mode	802.11a_TX_Band2_CH 64_ANT 0+1+2	Test Voltage	AC 120V/60Hz

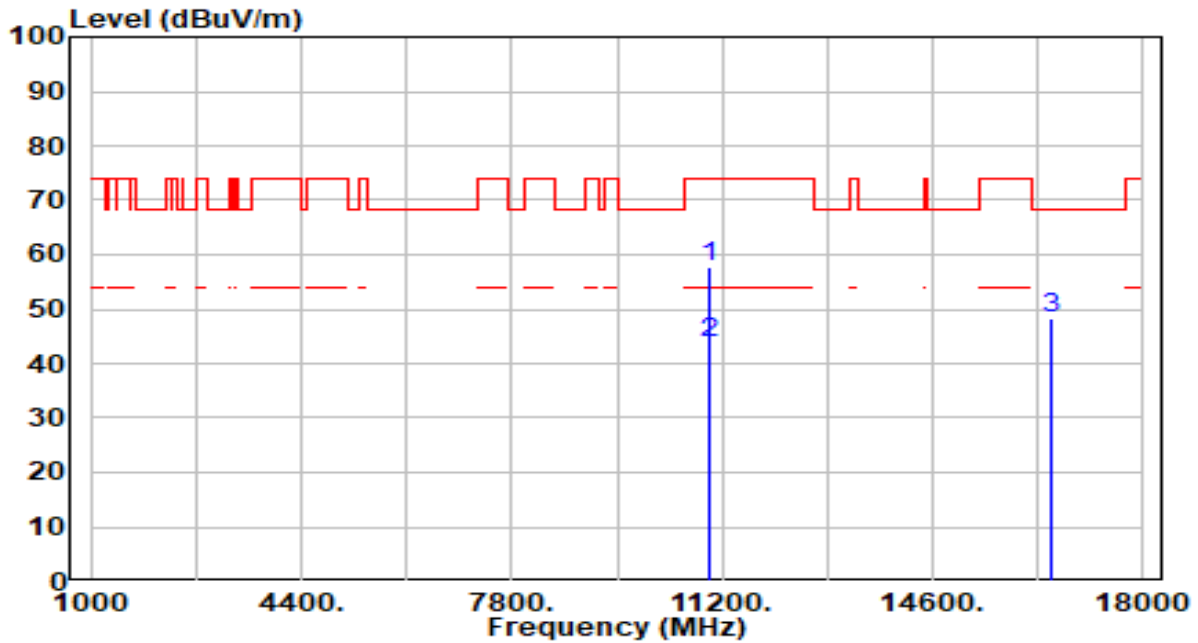


No	Frequency (MHz)	Reading (dBuV)	C.F (dB/m)	Measurement (dBuV/m)	Margin (dB)	Limit (dBuV/m)	Height (cm)	Angle (deg)	Remark (QP/PK/AV)
1	10640.000	46.02	2.62	48.65	-25.35	74.00	100	216	Peak
2	* 15960.000	45.28	5.17	50.45	-23.55	74.00	100	47	Peak

Note:

1. " \*", means this data is the worst emission level.
2. C.F (Correction Factor) = Antenna Factor (dB/m)+ Cable Loss (dB) – Preamplifier(dB).
3. Measurement (dBuV/m) = Reading(dBuV) + C.F (Correction Factor).
4. The emission levels of other frequencies are very lower than the limit and not show in test report.

EUT	Omada 4G+Cat6 AX3000 Gigabit VPN Router	Date of Test	2023-09-10
Factor	DRH18-E	Temp. / Humidity	23°C /62%
Polarity	Horizontal	Site / Test Engineer	AC2 / Marvin
Test Mode	802.11a_TX_Band3_CH 100_ANT 0+1+2	Test Voltage	AC 120V/60Hz

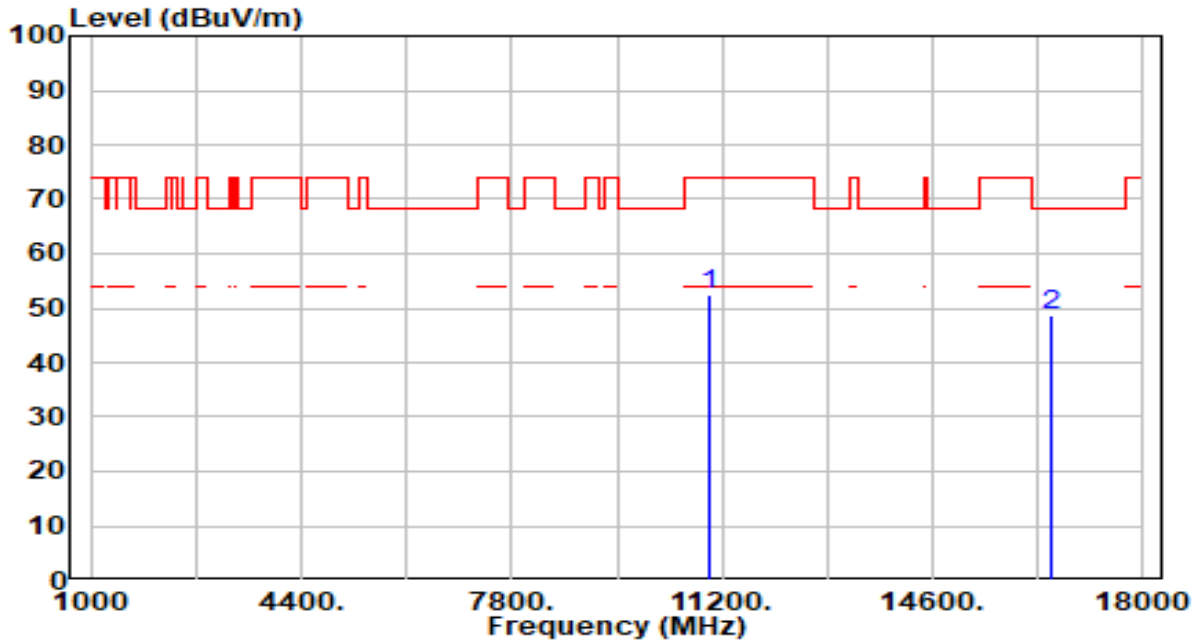


No	Frequency (MHz)	Reading (dBuV)	C.F (dB/m)	Measurement (dBuV/m)	Margin (dB)	Limit (dBuV/m)	Height (cm)	Angle (deg)	Remark (QP/PK/AV)	
1	*	11000.000	55.18	2.60	57.78	-16.22	74.00	100	225	Peak
2	*	11000.000	41.12	2.60	43.72	-10.28	54.00	100	225	Average
3		16500.000	43.72	4.63	48.35	-19.85	68.20	100	140	Peak

Note:

1. " \*", means this data is the worst emission level.
2. C.F (Correction Factor) = Antenna Factor (dB/m)+ Cable Loss (dB) – Preamplifier(dB).
3. Measurement (dBuV/m) = Reading(dBuV) + C.F (Correction Factor).
4. The emission levels of other frequencies are very lower than the limit and not show in test report.

EUT	Omada 4G+Cat6 AX3000 Gigabit VPN Router	Date of Test	2023-09-10
Factor	DRH18-E	Temp. / Humidity	23°C /62%
Polarity	Vertical	Site / Test Engineer	AC2 / Marvin
Test Mode	802.11a_TX_Band3_CH 100_ANT 0+1+2	Test Voltage	AC 120V/60Hz

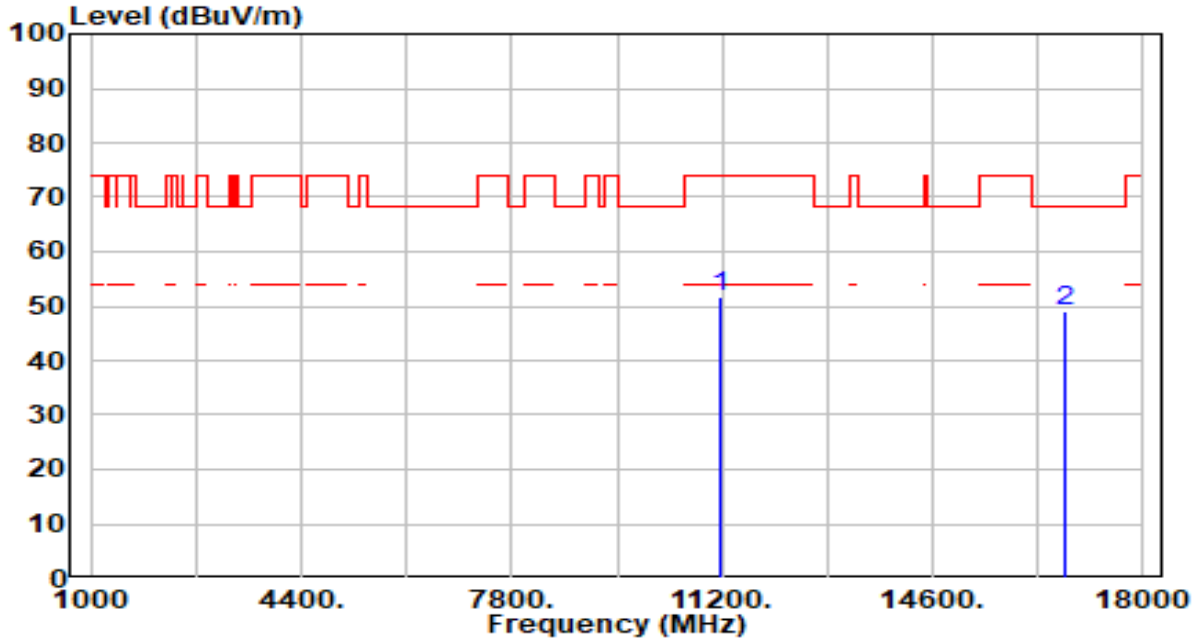


No	Frequency (MHz)	Reading (dBUV)	C.F (dB/m)	Measurement (dBUV/m)	Margin (dB)	Limit (dBUV/m)	Height (cm)	Angle (deg)	Remark (QP/PK/AV)
1	11000.000	49.77	2.60	52.37	-21.63	74.00	100	13	Peak
2	* 16500.000	43.92	4.63	48.55	-19.65	68.20	100	175	Peak

Note:

1. " \*", means this data is the worst emission level.
2. C.F (Correction Factor) = Antenna Factor (dB/m)+ Cable Loss (dB) – Preamplifier(dB).
3. Measurement (dBUV/m) = Reading(dBUV) + C.F (Correction Factor).
4. The emission levels of other frequencies are very lower than the limit and not show in test report.

EUT	Omada 4G+Cat6 AX3000 Gigabit VPN Router	Date of Test	2023-09-10
Factor	DRH18-E	Temp. / Humidity	23°C /62%
Polarity	Horizontal	Site / Test Engineer	AC2 / Marvin
Test Mode	802.11a_TX_Band3_CH 116_ANT 0+1+2	Test Voltage	AC 120V/60Hz

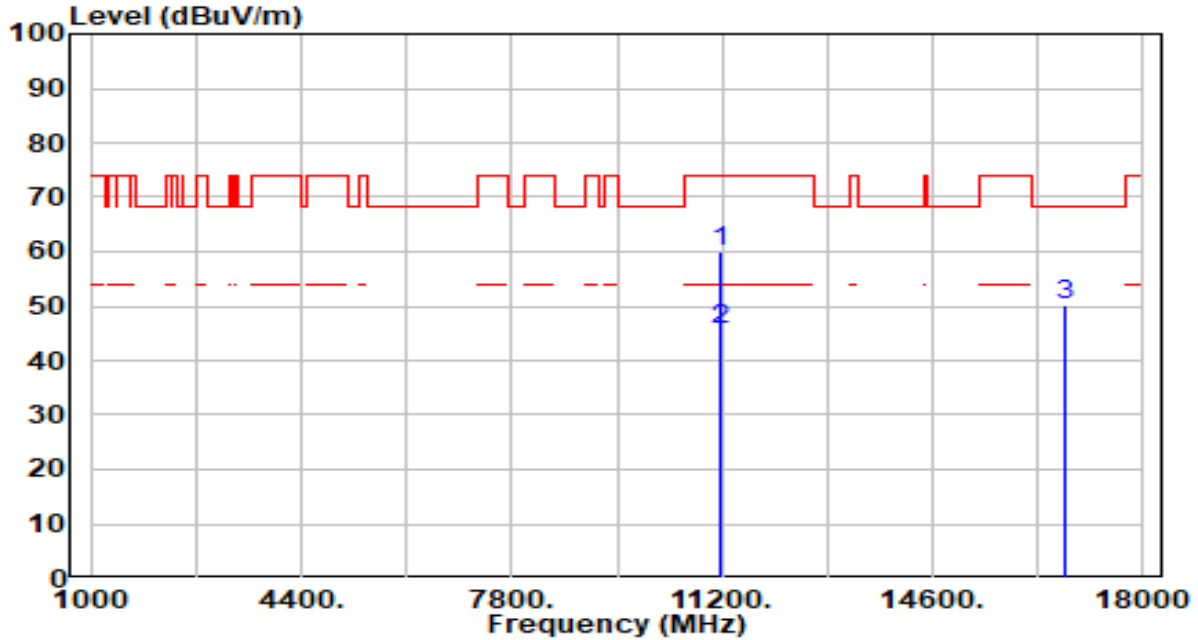


No	Frequency (MHz)	Reading (dBUV)	C.F (dB/m)	Measurement (dBUV/m)	Margin (dB)	Limit (dBUV/m)	Height (cm)	Angle (deg)	Remark (QP/PK/AV)
1	11160.000	48.54	3.07	51.62	-22.38	74.00	100	68	Peak
2	* 16740.000	44.56	4.66	49.22	-18.98	68.20	100	233	Peak

Note:

1. " \*", means this data is the worst emission level.
2. C.F (Correction Factor) = Antenna Factor (dB/m)+ Cable Loss (dB) – Preamplifier(dB).
3. Measurement (dBUV/m) = Reading(dBUV) + C.F (Correction Factor).
4. The emission levels of other frequencies are very lower than the limit and not show in test report.

EUT	Omada 4G+Cat6 AX3000 Gigabit VPN Router	Date of Test	2023-09-10
Factor	DRH18-E	Temp. / Humidity	23°C /62%
Polarity	Vertical	Site / Test Engineer	AC2 / Marvin
Test Mode	802.11a_TX_Band3_CH 116_ANT 0+1+2	Test Voltage	AC 120V/60Hz



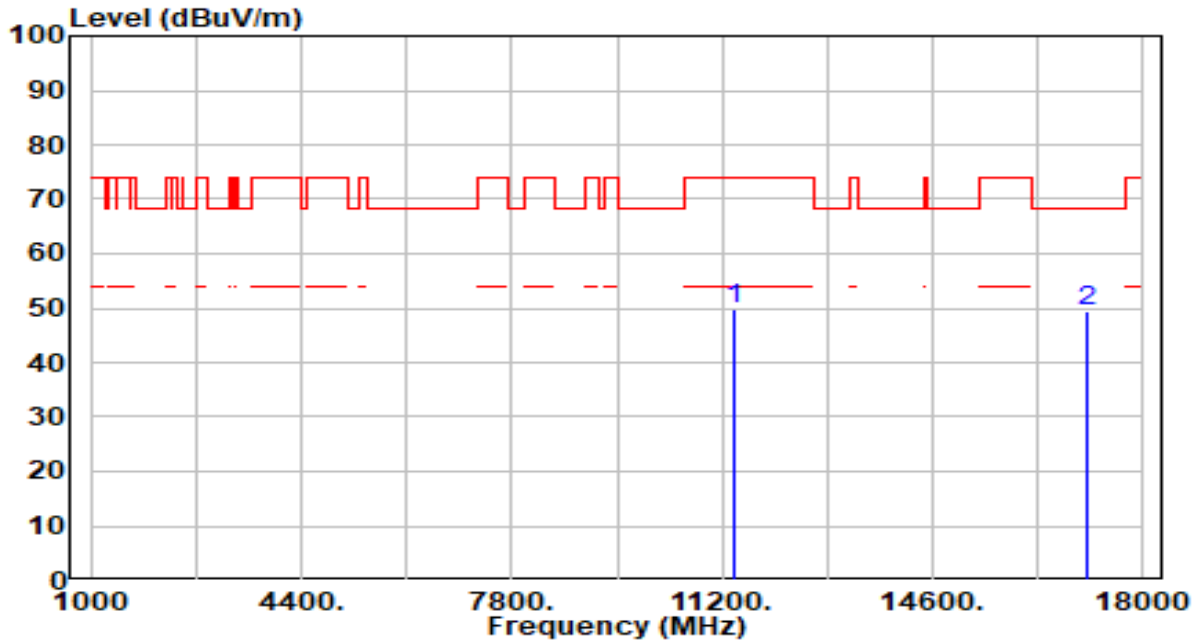
No	Frequency (MHz)	Reading (dBuV)	C.F (dB/m)	Measurement (dBuV/m)	Margin (dB)	Limit (dBuV/m)	Height (cm)	Angle (deg)	Remark (QP/PK/AV)
1	* 11160.000	56.76	3.07	59.83	-14.17	74.00	100	53	Peak
2	* 11160.000	42.58	3.07	45.65	-8.35	54.00	100	53	Average
3	16740.000	45.63	4.66	50.29	-17.91	68.20	100	300	Peak

Note:

1. " \*", means this data is the worst emission level.
2. C.F (Correction Factor) = Antenna Factor (dB/m)+ Cable Loss (dB) – Pre-amplifier(dB).
3. Measurement (dBuV/m) = Reading(dBuV) + C.F (Correction Factor).
4. The emission levels of other frequencies are very lower than the limit and not show in test report.



EUT	Omada 4G+Cat6 AX3000 Gigabit VPN Router	Date of Test	2023-09-10
Factor	DRH18-E	Temp. / Humidity	23°C /62%
Polarity	Horizontal	Site / Test Engineer	AC2 / Marvin
Test Mode	802.11a_TX_Band3_CH 140_ANT 0+1+2	Test Voltage	AC 120V/60Hz

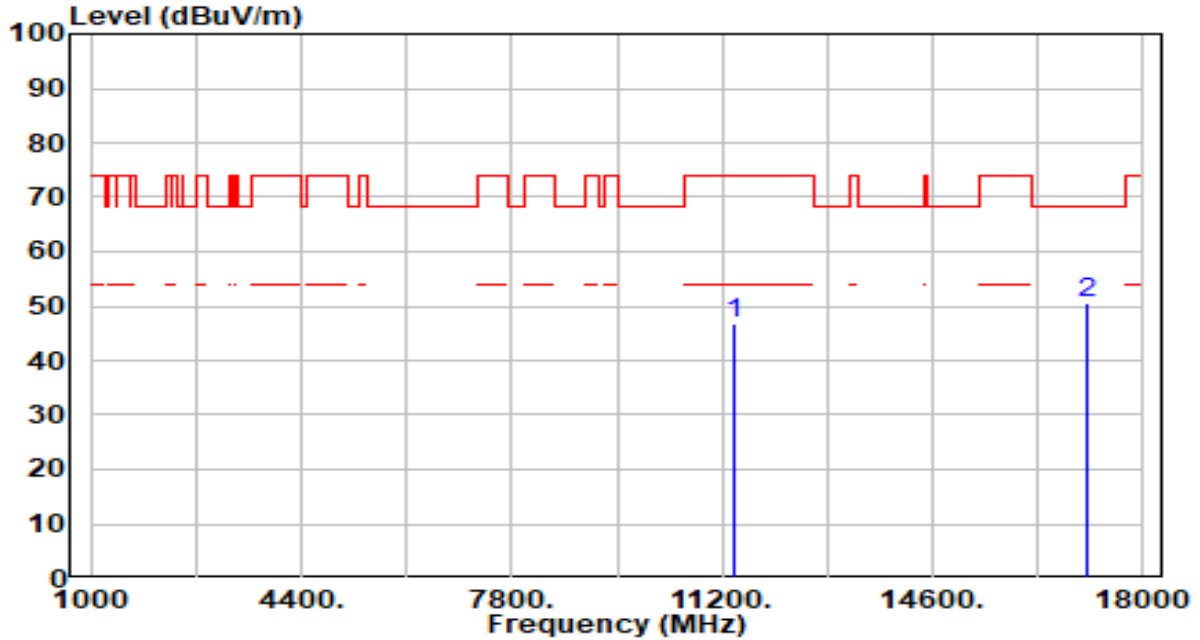


No	Frequency (MHz)	Reading (dBUV)	C.F (dB/m)	Measurement (dBUV/m)	Margin (dB)	Limit (dBUV/m)	Height (cm)	Angle (deg)	Remark (QP/PK/AV)
1	11400.000	46.18	3.48	49.66	-24.34	74.00	100	127	Peak
2	* 17100.000	44.49	4.79	49.28	-18.92	68.20	100	195	Peak

Note:

1. " \*", means this data is the worst emission level.
2. C.F (Correction Factor) = Antenna Factor (dB/m)+ Cable Loss (dB) – Preamplifier(dB).
3. Measurement (dBUV/m) = Reading(dBUV) + C.F (Correction Factor).
4. The emission levels of other frequencies are very lower than the limit and not show in test report.

EUT	Omada 4G+Cat6 AX3000 Gigabit VPN Router	Date of Test	2023-09-10
Factor	DRH18-E	Temp. / Humidity	23°C /62%
Polarity	Vertical	Site / Test Engineer	AC2 / Marvin
Test Mode	802.11a_TX_Band3_CH 140_ANT 0+1+2	Test Voltage	AC 120V/60Hz

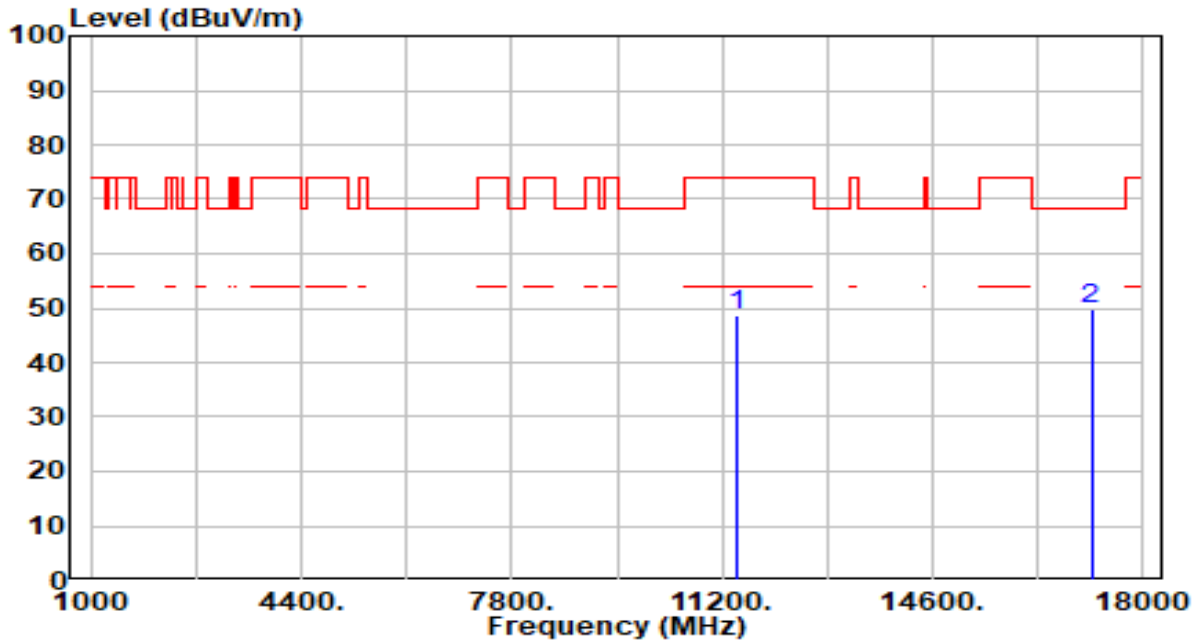


No	Frequency (MHz)	Reading (dBUV)	C.F (dB/m)	Measurement (dBUV/m)	Margin (dB)	Limit (dBUV/m)	Height (cm)	Angle (deg)	Remark (QP/PK/AV)
1	11400.000	43.47	3.48	46.95	-27.05	74.00	100	54	Peak
2	* 17100.000	45.75	4.79	50.55	-17.65	68.20	100	153	Peak

Note:

1. " \*", means this data is the worst emission level.
2. C.F (Correction Factor) = Antenna Factor (dB/m)+ Cable Loss (dB) – Preamplifier(dB).
3. Measurement (dBUV/m) = Reading(dBUV) + C.F (Correction Factor).
4. The emission levels of other frequencies are very lower than the limit and not show in test report.

EUT	Omada 4G+Cat6 AX3000 Gigabit VPN Router	Date of Test	2023-09-10
Factor	DRH18-E	Temp. / Humidity	23°C /62%
Polarity	Horizontal	Site / Test Engineer	AC2 / Marvin
Test Mode	802.11a_TX_Band3_CH 144_ANT 0+1+2	Test Voltage	AC 120V/60Hz

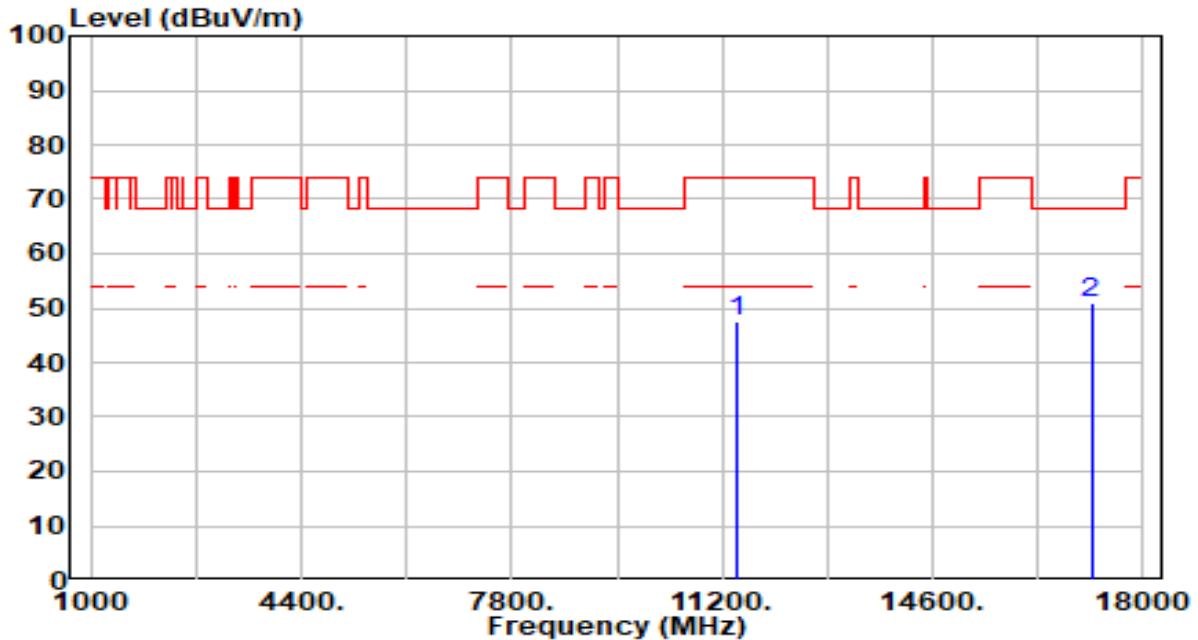


No	Frequency (MHz)	Reading (dBuV)	C.F (dB/m)	Measurement (dBuV/m)	Margin (dB)	Limit (dBuV/m)	Height (cm)	Angle (deg)	Remark (QP/PK/AV)
1	11440.000	45.29	3.52	48.81	-25.19	74.00	100	122	Peak
2	* 17160.000	45.34	4.66	50.00	-18.20	68.20	100	263	Peak

Note:

1. " \*", means this data is the worst emission level.
2. C.F (Correction Factor) = Antenna Factor (dB/m)+ Cable Loss (dB) – Preamplifier(dB).
3. Measurement (dBuV/m) = Reading(dBuV) + C.F (Correction Factor).
4. The emission levels of other frequencies are very lower than the limit and not show in test report.

EUT	Omada 4G+Cat6 AX3000 Gigabit VPN Router	Date of Test	2023-09-10
Factor	DRH18-E	Temp. / Humidity	23°C /62%
Polarity	Vertical	Site / Test Engineer	AC2 / Marvin
Test Mode	802.11a_TX_Band3_CH 144_ANT 0+1+2	Test Voltage	AC 120V/60Hz

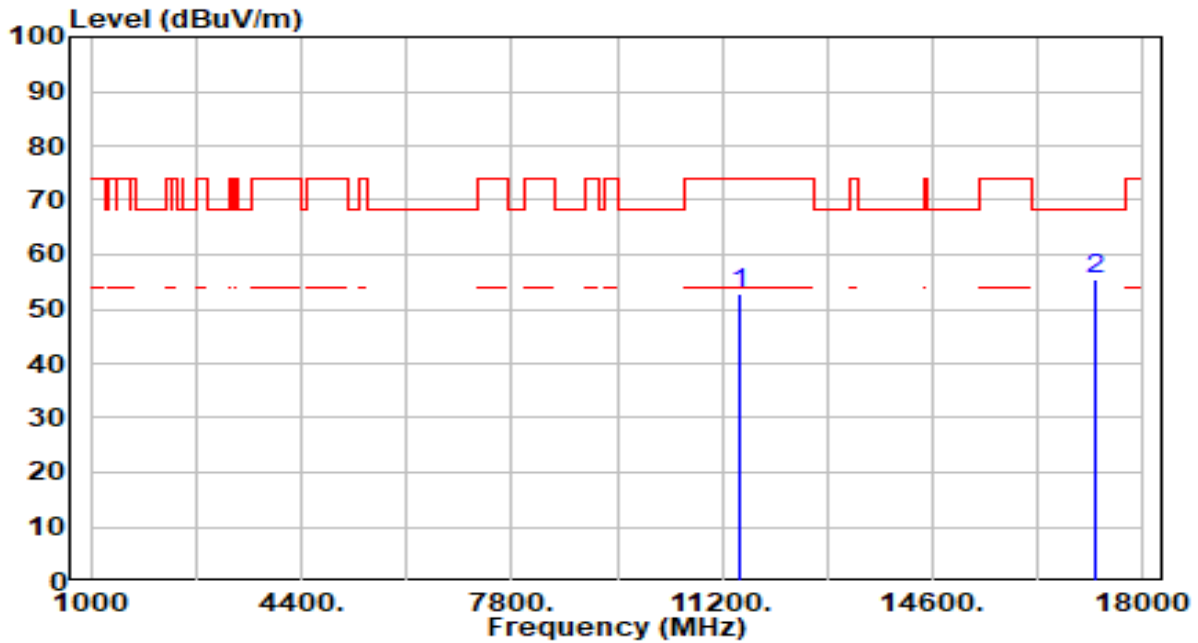


No	Frequency (MHz)	Reading (dBUV)	C.F (dB/m)	Measurement (dBUV/m)	Margin (dB)	Limit (dBUV/m)	Height (cm)	Angle (deg)	Remark (QP/PK/AV)
1	11440.000	44.12	3.52	47.64	-26.36	74.00	100	76	Peak
2	* 17160.000	46.35	4.66	51.01	-17.19	68.20	100	325	Peak

Note:

1. " \*", means this data is the worst emission level.
2. C.F (Correction Factor) = Antenna Factor (dB/m)+ Cable Loss (dB) – Preamplifier(dB).
3. Measurement (dBUV/m) = Reading(dBUV) + C.F (Correction Factor).
4. The emission levels of other frequencies are very lower than the limit and not show in test report.

EUT	Omada 4G+Cat6 AX3000 Gigabit VPN Router	Date of Test	2023-09-10
Factor	DRH18-E	Temp. / Humidity	23°C /62%
Polarity	Horizontal	Site / Test Engineer	AC2 / Marvin
Test Mode	802.11a_TX_Band4_CH 149_ANT 0+1+2	Test Voltage	AC 120V/60Hz

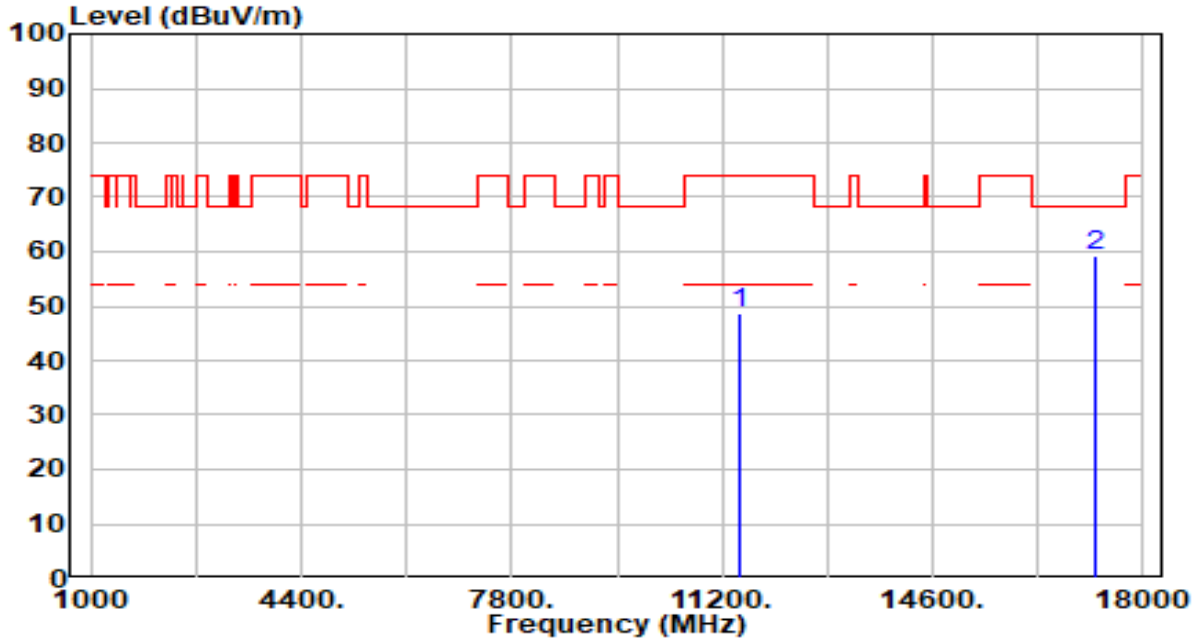


No	Frequency (MHz)	Reading (dBuV)	C.F (dB/m)	Measurement (dBuV/m)	Margin (dB)	Limit (dBuV/m)	Height (cm)	Angle (deg)	Remark (QP/PK/AV)
1	11490.000	49.10	3.57	52.67	-21.33	74.00	100	120	Peak
2	* 17235.000	51.14	4.45	55.59	-12.61	68.20	100	236	Peak

Note:

1. " \*", means this data is the worst emission level.
2. C.F (Correction Factor) = Antenna Factor (dB/m)+ Cable Loss (dB) – Pre-amplifier(dB).
3. Measurement (dBuV/m) = Reading(dBuV) + C.F (Correction Factor).
4. The emission levels of other frequencies are very lower than the limit and not show in test report.

EUT	Omada 4G+Cat6 AX3000 Gigabit VPN Router	Date of Test	2023-09-10
Factor	DRH18-E	Temp. / Humidity	23°C /62%
Polarity	Vertical	Site / Test Engineer	AC2 / Marvin
Test Mode	802.11a_TX_Band4_CH 149_ANT 0+1+2	Test Voltage	AC 120V/60Hz

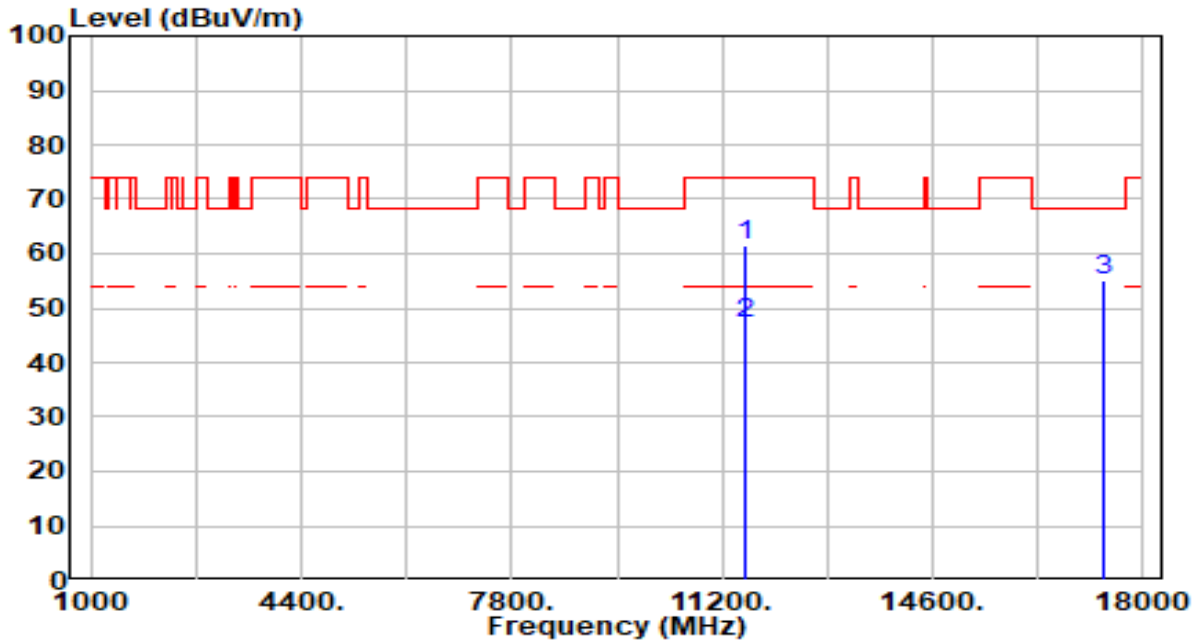


No	Frequency (MHz)	Reading (dBuV)	C.F (dB/m)	Measurement (dBuV/m)	Margin (dB)	Limit (dBuV/m)	Height (cm)	Angle (deg)	Remark (QP/PK/AV)
1	11490.000	45.15	3.57	48.72	-25.28	74.00	100	61	Peak
2	* 17235.000	54.61	4.45	59.06	-9.14	68.20	100	300	Peak

Note:

1. " \*", means this data is the worst emission level.
2. C.F (Correction Factor) = Antenna Factor (dB/m)+ Cable Loss (dB) – Preamplifier(dB).
3. Measurement (dBuV/m) = Reading(dBuV) + C.F (Correction Factor).
4. The emission levels of other frequencies are very lower than the limit and not show in test report.

EUT	Omada 4G+Cat6 AX3000 Gigabit VPN Router	Date of Test	2023-09-10
Factor	DRH18-E	Temp. / Humidity	23°C /62%
Polarity	Horizontal	Site / Test Engineer	AC2 / Marvin
Test Mode	802.11a_TX_Band4_CH 157_ANT 0+1+2	Test Voltage	AC 120V/60Hz

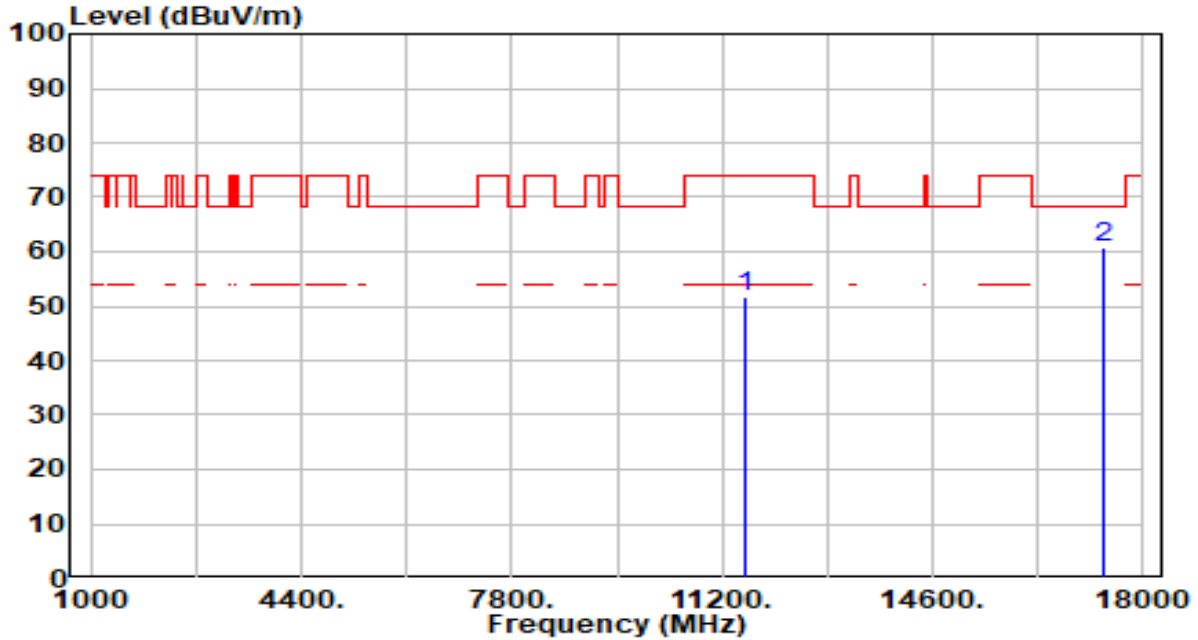


No	Frequency (MHz)	Reading (dBuV)	C.F (dB/m)	Measurement (dBuV/m)	Margin (dB)	Limit (dBuV/m)	Height (cm)	Angle (deg)	Remark (QP/PK/AV)
1	* 11570.000	57.74	3.65	61.39	-12.61	74.00	100	127	Peak
2	* 11570.000	43.46	3.65	47.11	-6.89	54.00	100	127	Average
3	17355.000	50.93	4.06	54.98	-13.22	68.20	100	235	Peak

Note:

1. " \*", means this data is the worst emission level.
2. C.F (Correction Factor) = Antenna Factor (dB/m)+ Cable Loss (dB) – Pre-amplifier(dB).
3. Measurement (dBuV/m) = Reading(dBuV) + C.F (Correction Factor).
4. The emission levels of other frequencies are very lower than the limit and not show in test report.

EUT	Omada 4G+Cat6 AX3000 Gigabit VPN Router	Date of Test	2023-09-10
Factor	DRH18-E	Temp. / Humidity	23°C /62%
Polarity	Vertical	Site / Test Engineer	AC2 / Marvin
Test Mode	802.11a_TX_Band4_CH 157_ANT 0+1+2	Test Voltage	AC 120V/60Hz



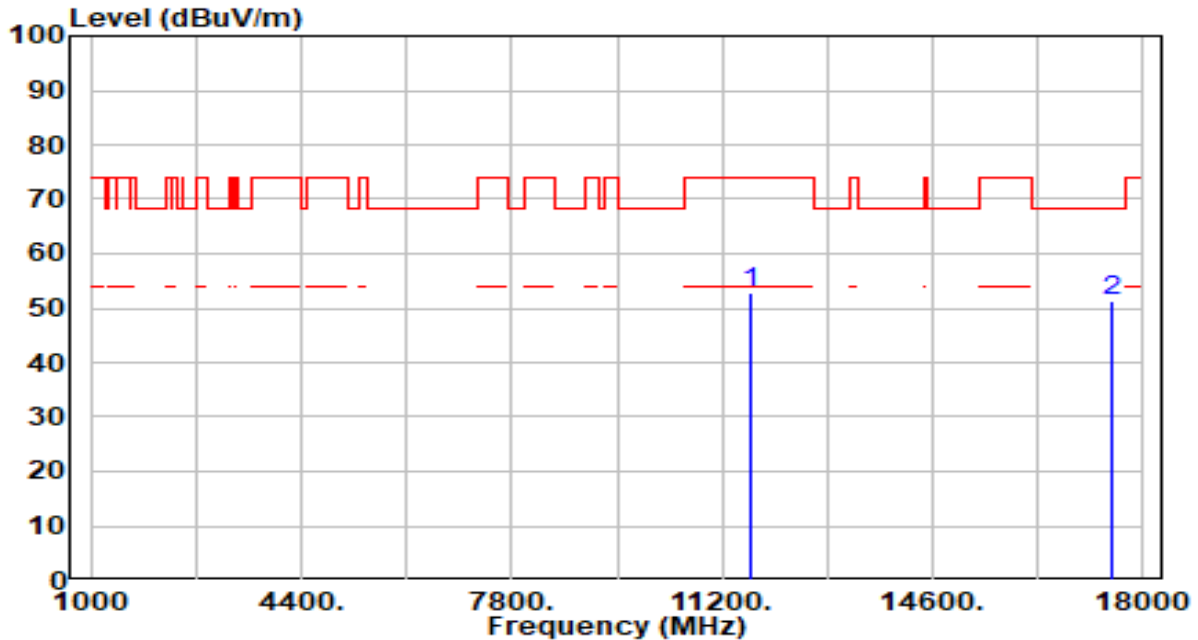
No	Frequency (MHz)	Reading (dBuV)	C.F (dB/m)	Measurement (dBuV/m)	Margin (dB)	Limit (dBuV/m)	Height (cm)	Angle (deg)	Remark (QP/PK/AV)
1	11570.000	48.03	3.65	51.68	-22.32	74.00	100	53	Peak
2	* 17355.000	56.51	4.06	60.57	-7.63	68.20	100	356	Peak

Note:

1. " \*", means this data is the worst emission level.
2. C.F (Correction Factor) = Antenna Factor (dB/m)+ Cable Loss (dB) – Preamplifier(dB).
3. Measurement (dBuV/m) = Reading(dBuV) + C.F (Correction Factor).
4. The emission levels of other frequencies are very lower than the limit and not show in test report.



EUT	Omada 4G+Cat6 AX3000 Gigabit VPN Router	Date of Test	2023-09-10
Factor	DRH18-E	Temp. / Humidity	23°C /62%
Polarity	Horizontal	Site / Test Engineer	AC2 / Marvin
Test Mode	802.11a_TX_Band4_CH 165_ANT 0+1+2	Test Voltage	AC 120V/60Hz

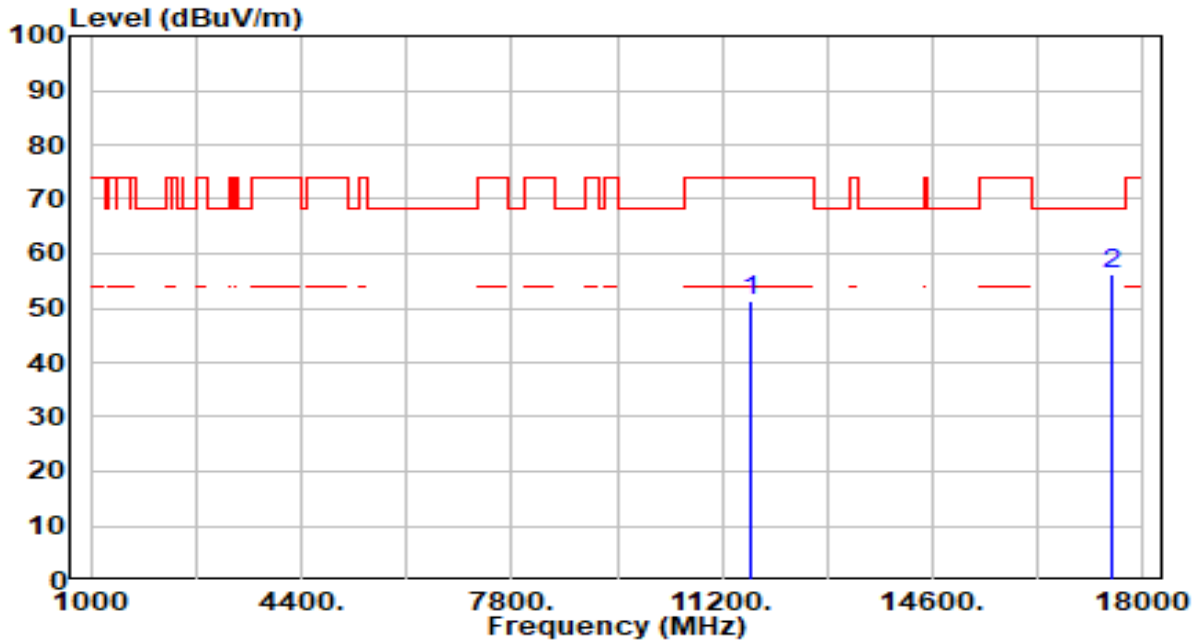


No	Frequency (MHz)	Reading (dBuV)	C.F (dB/m)	Measurement (dBuV/m)	Margin (dB)	Limit (dBuV/m)	Height (cm)	Angle (deg)	Remark (QP/PK/AV)
1	11650.000	49.05	3.66	52.71	-21.29	74.00	100	95	Peak
2	* 17475.000	47.34	3.89	51.24	-16.96	68.20	100	83	Peak

Note:

1. " \*", means this data is the worst emission level.
2. C.F (Correction Factor) = Antenna Factor (dB/m)+ Cable Loss (dB) – Preamplifier(dB).
3. Measurement (dBuV/m) = Reading(dBuV) + C.F (Correction Factor).
4. The emission levels of other frequencies are very lower than the limit and not show in test report.

EUT	Omada 4G+Cat6 AX3000 Gigabit VPN Router	Date of Test	2023-09-10
Factor	DRH18-E	Temp. / Humidity	23°C /62%
Polarity	Vertical	Site / Test Engineer	AC2 / Marvin
Test Mode	802.11a_TX_Band4_CH 165_ANT 0+1+2	Test Voltage	AC 120V/60Hz

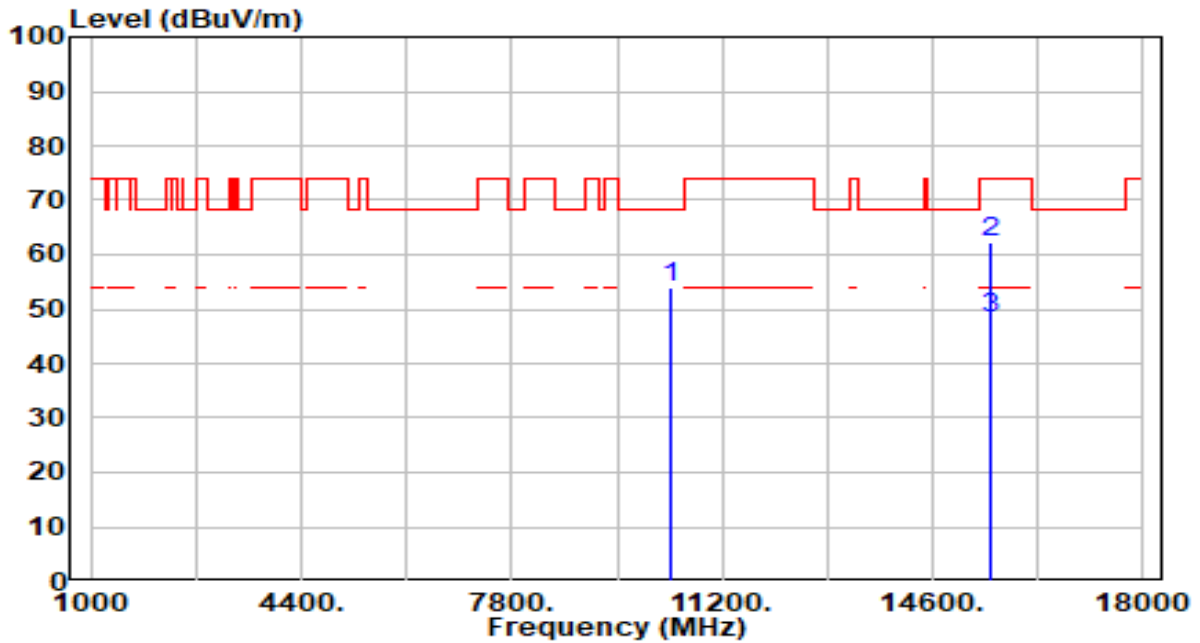


No	Frequency (MHz)	Reading (dBuV)	C.F (dB/m)	Measurement (dBuV/m)	Margin (dB)	Limit (dBuV/m)	Height (cm)	Angle (deg)	Remark (QP/PK/AV)
1	11650.000	47.84	3.66	51.51	-22.49	74.00	100	53	Peak
2	* 17475.000	52.42	3.89	56.31	-11.89	68.20	100	89	Peak

Note:

1. " \*", means this data is the worst emission level.
2. C.F (Correction Factor) = Antenna Factor (dB/m)+ Cable Loss (dB) – Preamplifier(dB).
3. Measurement (dBuV/m) = Reading(dBuV) + C.F (Correction Factor).
4. The emission levels of other frequencies are very lower than the limit and not show in test report.

EUT	Omada 4G+Cat6 AX3000 Gigabit VPN Router	Date of Test	2023-09-10
Factor	DRH18-E	Temp. / Humidity	23°C /62%
Polarity	Horizontal	Site / Test Engineer	AC2 / Marvin
Test Mode	802.11ac-20MHz_TX_Band1_CH 36_ANT 0+1+2	Test Voltage	AC 120V/60Hz

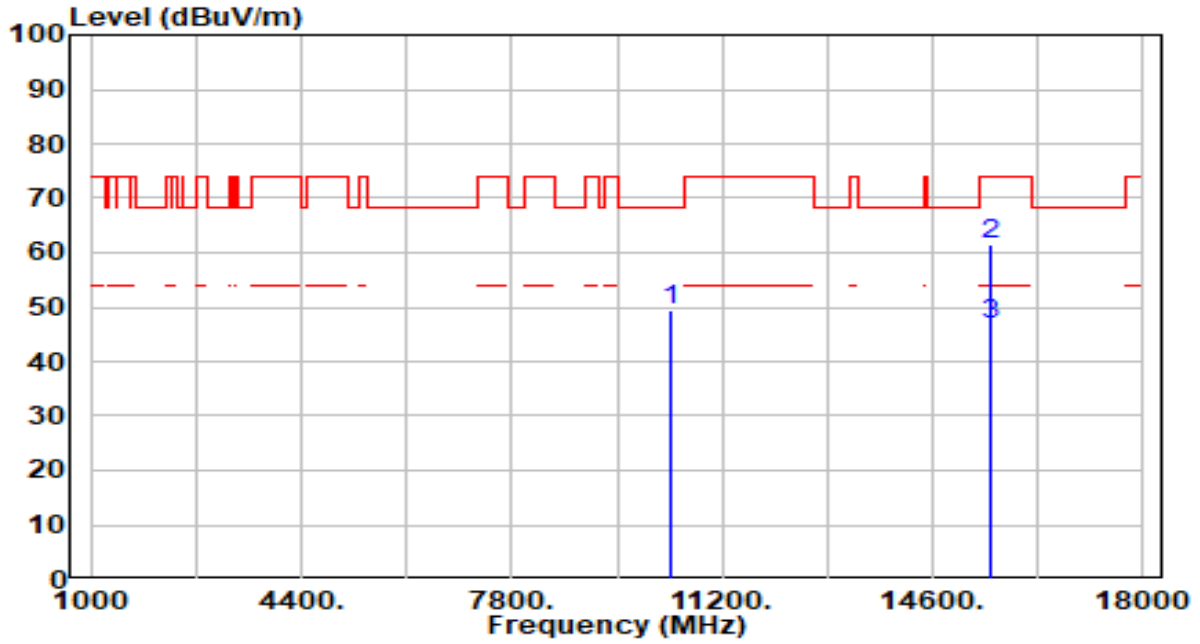


No	Frequency (MHz)	Reading (dBuV)	C.F (dB/m)	Measurement (dBuV/m)	Margin (dB)	Limit (dBuV/m)	Height (cm)	Angle (deg)	Remark (QP/PK/AV)
1	10360.000	51.04	2.81	53.85	-14.35	68.20	100	308	Peak
2	* 15540.000	57.89	4.52	62.41	-11.59	74.00	100	43	Peak
3	* 15540.000	43.85	4.52	48.37	-5.63	54.00	100	43	Average

Note:

1. " \*", means this data is the worst emission level.
2. C.F (Correction Factor) = Antenna Factor (dB/m)+ Cable Loss (dB) – Preamplifier(dB).
3. Measurement (dBuV/m) = Reading(dBuV) + C.F (Correction Factor).
4. The emission levels of other frequencies are very lower than the limit and not show in test report.

EUT	Omada 4G+Cat6 AX3000 Gigabit VPN Router	Date of Test	2023-09-10
Factor	DRH18-E	Temp. / Humidity	23°C /62%
Polarity	Vertical	Site / Test Engineer	AC2 / Marvin
Test Mode	802.11ac-20MHz_TX_Band1_CH 36_ANT 0+1+2	Test Voltage	AC 120V/60Hz

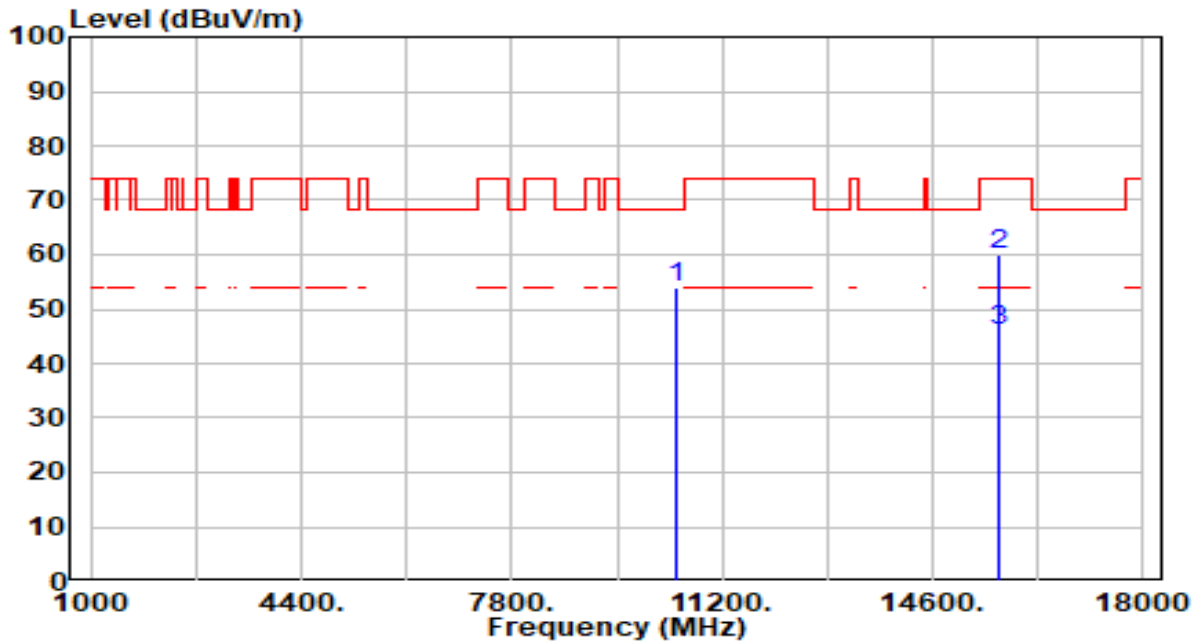


No	Frequency (MHz)	Reading (dBuV)	C.F (dB/m)	Measurement (dBuV/m)	Margin (dB)	Limit (dBuV/m)	Height (cm)	Angle (deg)	Remark (QP/PK/AV)
1	10360.000	46.73	2.81	49.54	-18.66	68.20	100	44	Peak
2	* 15540.000	56.86	4.52	61.38	-12.62	74.00	100	48	Peak
3	* 15540.000	42.29	4.52	46.81	-7.19	54.00	100	48	Average

Note:

1. " \*", means this data is the worst emission level.
2. C.F (Correction Factor) = Antenna Factor (dB/m)+ Cable Loss (dB) – Preamplifier(dB).
3. Measurement (dBuV/m) = Reading(dBuV) + C.F (Correction Factor).
4. The emission levels of other frequencies are very lower than the limit and not show in test report.

EUT	Omada 4G+Cat6 AX3000 Gigabit VPN Router	Date of Test	2023-09-10
Factor	DRH18-E	Temp. / Humidity	23°C /62%
Polarity	Horizontal	Site / Test Engineer	AC2 / Marvin
Test Mode	802.11ac-20MHz_TX_Band1_CH 44_ANT 0+1+2	Test Voltage	AC 120V/60Hz

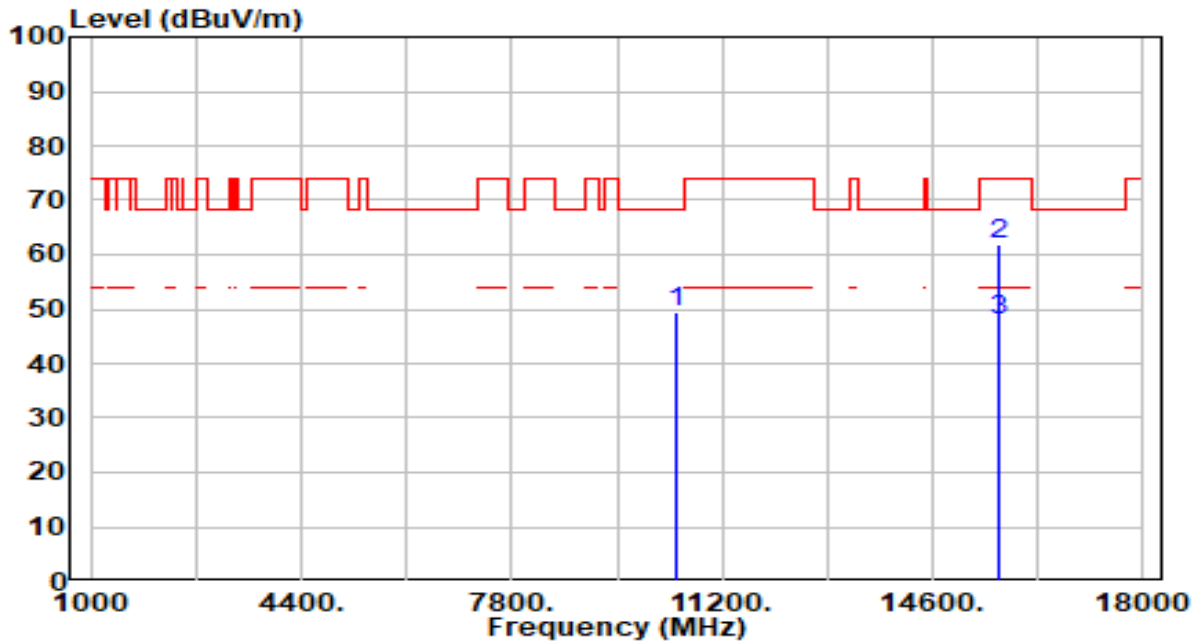


No	Frequency (MHz)	Reading (dBuV)	C.F (dB/m)	Measurement (dBuV/m)	Margin (dB)	Limit (dBuV/m)	Height (cm)	Angle (deg)	Remark (QP/PK/AV)
1	10440.000	51.24	2.72	53.96	-14.24	68.20	100	74	Peak
2	* 15660.000	55.34	4.67	60.01	-13.99	74.00	100	114	Peak
3	* 15660.000	41.23	4.67	45.90	-8.10	54.00	100	114	Average

Note:

1. " \*", means this data is the worst emission level.
2. C.F (Correction Factor) = Antenna Factor (dB/m)+ Cable Loss (dB) – Preamplifier(dB).
3. Measurement (dBuV/m) = Reading(dBuV) + C.F (Correction Factor).
4. The emission levels of other frequencies are very lower than the limit and not show in test report.

EUT	Omada 4G+Cat6 AX3000 Gigabit VPN Router	Date of Test	2023-09-10
Factor	DRH18-E	Temp. / Humidity	23°C /62%
Polarity	Vertical	Site / Test Engineer	AC2 / Marvin
Test Mode	802.11ac-20MHz_TX_Band1_CH 44_ANT 0+1+2	Test Voltage	AC 120V/60Hz

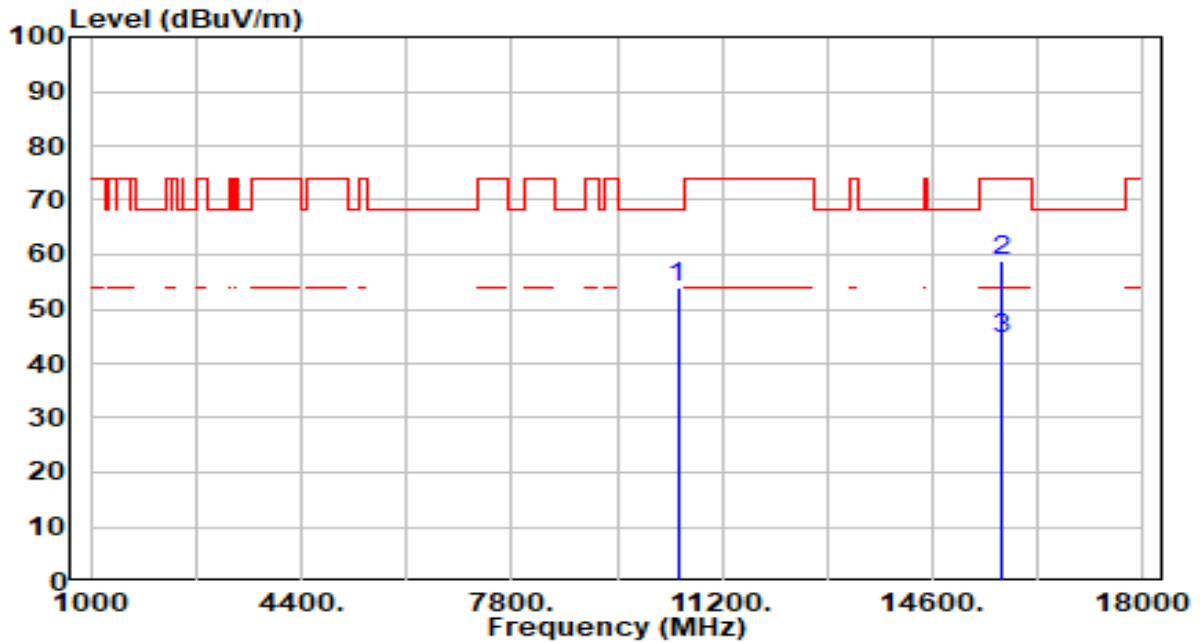


No	Frequency (MHz)	Reading (dBuV)	C.F (dB/m)	Measurement (dBuV/m)	Margin (dB)	Limit (dBuV/m)	Height (cm)	Angle (deg)	Remark (QP/PK/AV)
1	10440.000	46.90	2.72	49.62	-18.58	68.20	100	341	Peak
2	* 15660.000	57.40	4.67	62.07	-11.93	74.00	100	25	Peak
3	* 15660.000	43.23	4.67	47.90	-6.10	54.00	100	25	Average

Note:

1. " \*", means this data is the worst emission level.
2. C.F (Correction Factor) = Antenna Factor (dB/m)+ Cable Loss (dB) – Preamplifier(dB).
3. Measurement (dBuV/m) = Reading(dBuV) + C.F (Correction Factor).
4. The emission levels of other frequencies are very lower than the limit and not show in test report.

EUT	Omada 4G+Cat6 AX3000 Gigabit VPN Router	Date of Test	2023-09-10
Factor	DRH18-E	Temp. / Humidity	23°C /62%
Polarity	Horizontal	Site / Test Engineer	AC2 / Marvin
Test Mode	802.11ac-20MHz_TX_Band1_CH 48_ANT 0+1+2	Test Voltage	AC 120V/60Hz

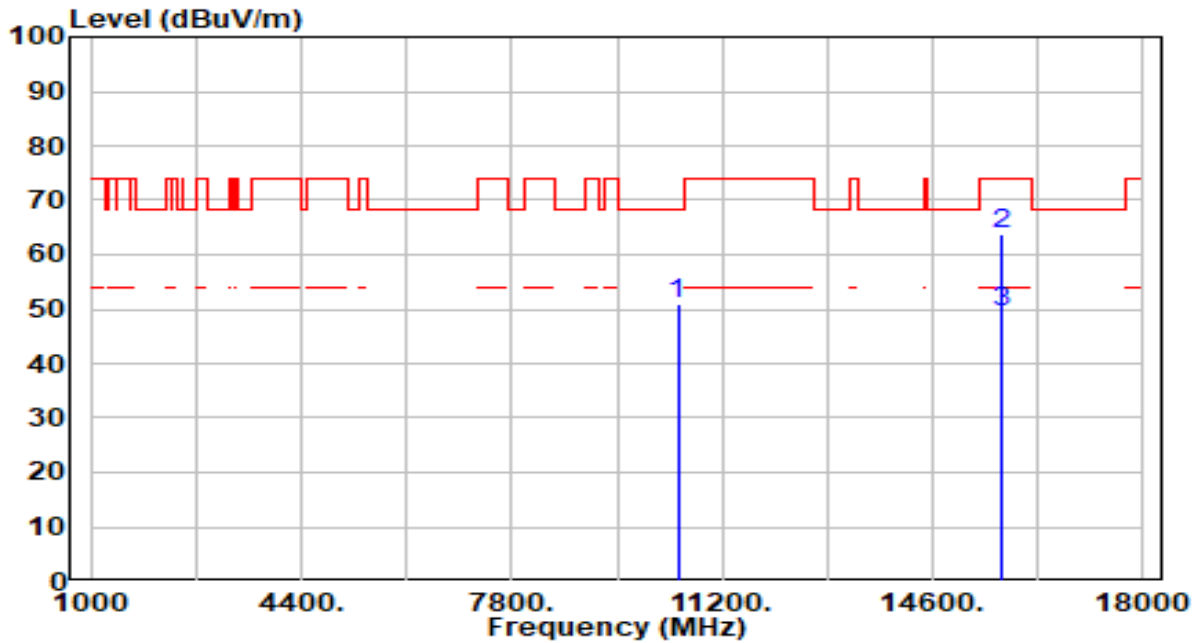


No	Frequency (MHz)	Reading (dBuV)	C.F (dB/m)	Measurement (dBuV/m)	Margin (dB)	Limit (dBuV/m)	Height (cm)	Angle (deg)	Remark (QP/PK/AV)
1	*	51.23	2.68	53.90	-14.30	68.20	100	259	Peak
2		53.92	4.84	58.76	-15.24	74.00	100	42	Peak
3	*	39.81	4.84	44.65	-9.35	54.00	100	42	Average

Note:

1. " \*", means this data is the worst emission level.
2. C.F (Correction Factor) = Antenna Factor (dB/m)+ Cable Loss (dB) – Preamplifier(dB).
3. Measurement (dBuV/m) = Reading(dBuV) + C.F (Correction Factor).
4. The emission levels of other frequencies are very lower than the limit and not show in test report.

EUT	Omada 4G+Cat6 AX3000 Gigabit VPN Router	Date of Test	2023-09-10
Factor	DRH18-E	Temp. / Humidity	23°C /62%
Polarity	Vertical	Site / Test Engineer	AC2 / Marvin
Test Mode	802.11ac-20MHz_TX_Band1_CH 48_ANT 0+1+2	Test Voltage	AC 120V/60Hz



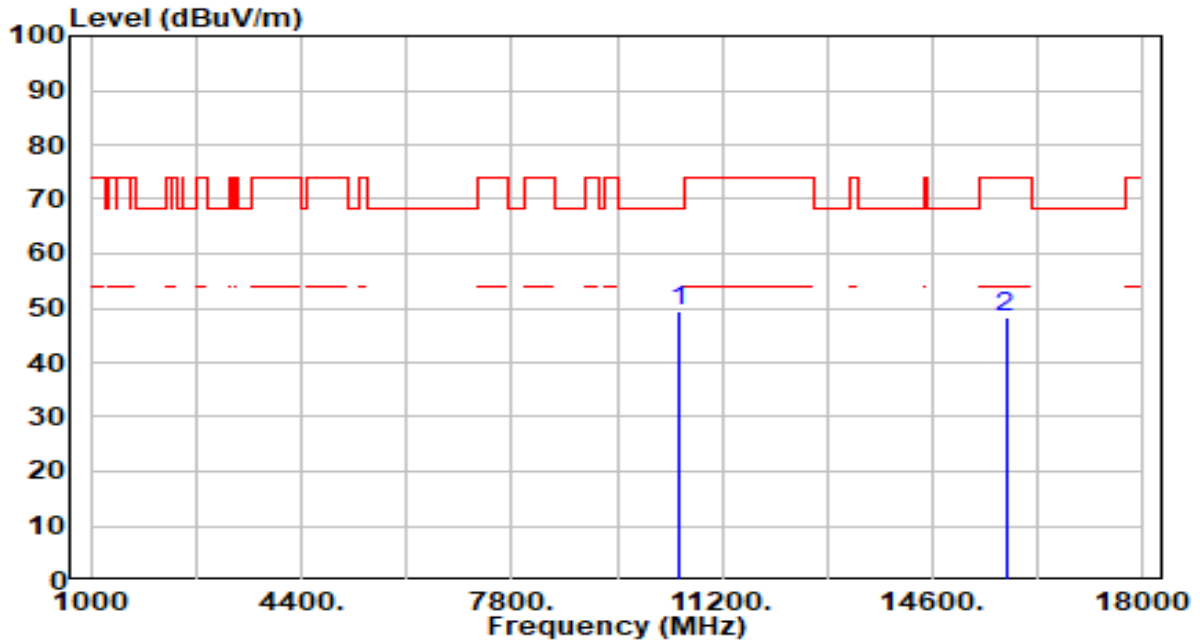
No	Frequency (MHz)	Reading (dBuV)	C.F (dB/m)	Measurement (dBuV/m)	Margin (dB)	Limit (dBuV/m)	Height (cm)	Angle (deg)	Remark (QP/PK/AV)
1	10480.000	48.39	2.68	51.06	-17.14	68.20	100	338	Peak
2	* 15720.000	58.80	4.84	63.64	-10.36	74.00	100	25	Peak
3	* 15720.000	44.78	4.84	49.62	-4.38	54.00	100	25	Average

Note:

1. " \*", means this data is the worst emission level.
2. C.F (Correction Factor) = Antenna Factor (dB/m)+ Cable Loss (dB) – Preamplifier(dB).
3. Measurement (dBuV/m) = Reading(dBuV) + C.F (Correction Factor).
4. The emission levels of other frequencies are very lower than the limit and not show in test report.



EUT	Omada 4G+Cat6 AX3000 Gigabit VPN Router	Date of Test	2023-09-10
Factor	DRH18-E	Temp. / Humidity	23°C /62%
Polarity	Horizontal	Site / Test Engineer	AC2 / Marvin
Test Mode	802.11ac-20MHz_TX_Band2_CH 52_ANT 0+1+2	Test Voltage	AC 120V/60Hz

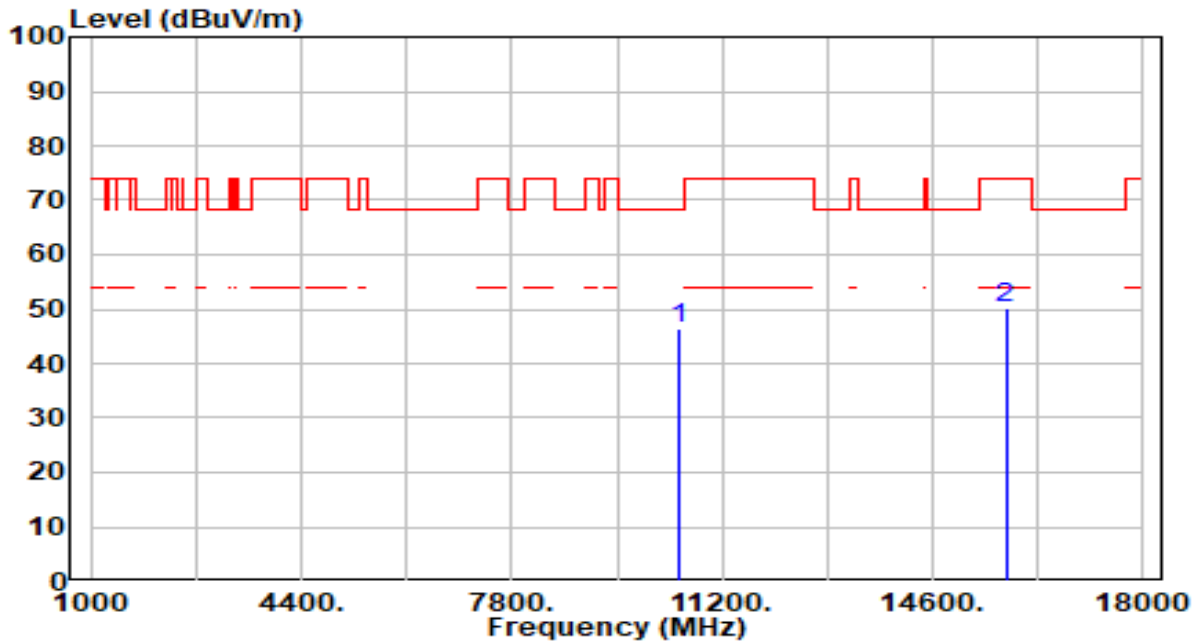


No	Frequency (MHz)	Reading (dBuV)	C.F (dB/m)	Measurement (dBuV/m)	Margin (dB)	Limit (dBuV/m)	Height (cm)	Angle (deg)	Remark (QP/PK/AV)
1	*	46.78	2.64	49.42	-18.78	68.20	100	79	Peak
2		43.40	5.00	48.40	-25.60	74.00	100	123	Peak

Note:

1. " \*", means this data is the worst emission level.
2. C.F (Correction Factor) = Antenna Factor (dB/m)+ Cable Loss (dB) – Preamplifier(dB).
3. Measurement (dBuV/m) = Reading(dBuV) + C.F (Correction Factor).
4. The emission levels of other frequencies are very lower than the limit and not show in test report.

EUT	Omada 4G+Cat6 AX3000 Gigabit VPN Router	Date of Test	2023-09-10
Factor	DRH18-E	Temp. / Humidity	23°C /62%
Polarity	Vertical	Site / Test Engineer	AC2 / Marvin
Test Mode	802.11ac-20MHz_TX_Band2_CH 52_ANT 0+1+2	Test Voltage	AC 120V/60Hz

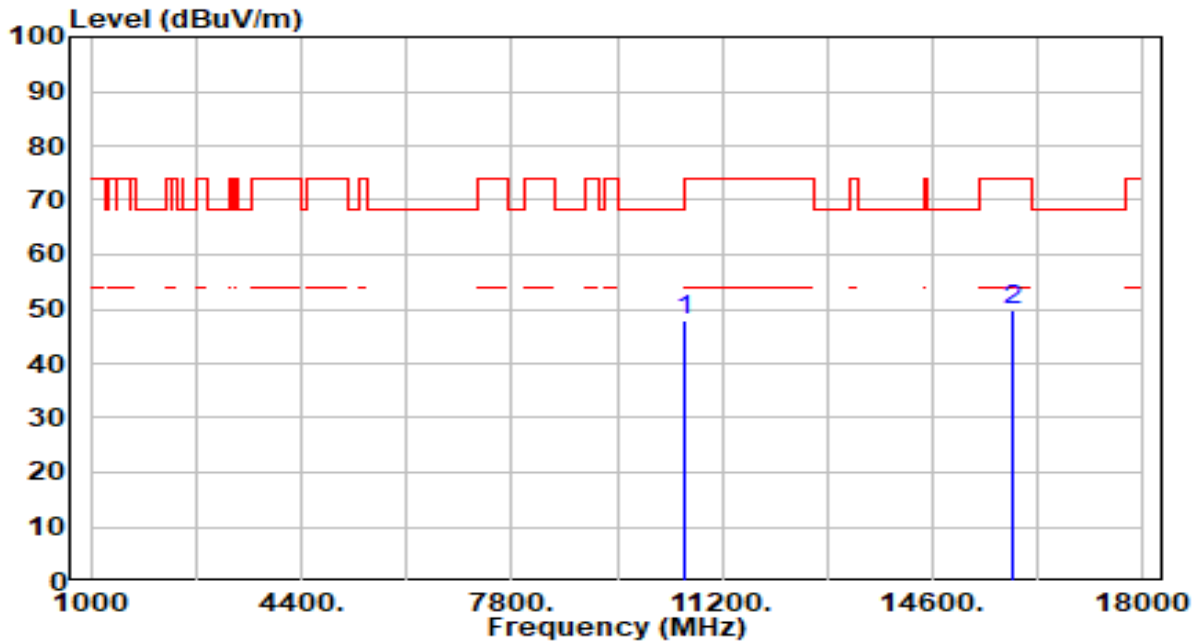


No	Frequency (MHz)	Reading (dBuV)	C.F (dB/m)	Measurement (dBuV/m)	Margin (dB)	Limit (dBuV/m)	Height (cm)	Angle (deg)	Remark (QP/PK/AV)
1	* 10520.000	43.89	2.64	46.53	-21.67	68.20	100	89	Peak
2	15780.000	45.03	5.00	50.03	-23.97	74.00	100	61	Peak

Note:

1. " \*", means this data is the worst emission level.
2. C.F (Correction Factor) = Antenna Factor (dB/m)+ Cable Loss (dB) – Pre-amplifier(dB).
3. Measurement (dBuV/m) = Reading(dBuV) + C.F (Correction Factor).
4. The emission levels of other frequencies are very lower than the limit and not show in test report.

EUT	Omada 4G+Cat6 AX3000 Gigabit VPN Router	Date of Test	2023-09-10
Factor	DRH18-E	Temp. / Humidity	23°C /62%
Polarity	Horizontal	Site / Test Engineer	AC2 / Marvin
Test Mode	802.11ac-20MHz_TX_Band2_CH 60_ANT 0+1+2	Test Voltage	AC 120V/60Hz

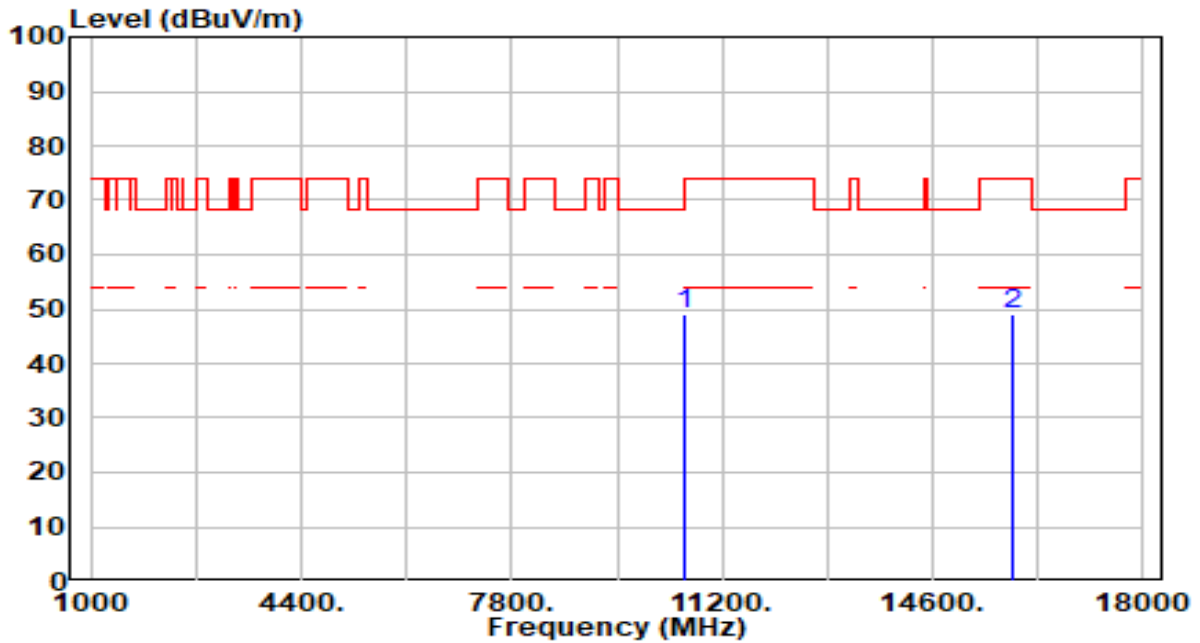


No	Frequency (MHz)	Reading (dBuV)	C.F (dB/m)	Measurement (dBuV/m)	Margin (dB)	Limit (dBuV/m)	Height (cm)	Angle (deg)	Remark (QP/PK/AV)
1	* 10600.000	45.39	2.60	47.99	-20.21	68.20	100	230	Peak
2	15900.000	44.53	5.13	49.66	-24.34	74.00	100	250	Peak

Note:

1. " \*", means this data is the worst emission level.
2. C.F (Correction Factor) = Antenna Factor (dB/m)+ Cable Loss (dB) – Preamplifier(dB).
3. Measurement (dBuV/m) = Reading(dBuV) + C.F (Correction Factor).
4. The emission levels of other frequencies are very lower than the limit and not show in test report.

EUT	Omada 4G+Cat6 AX3000 Gigabit VPN Router	Date of Test	2023-09-10
Factor	DRH18-E	Temp. / Humidity	23°C /62%
Polarity	Vertical	Site / Test Engineer	AC2 / Marvin
Test Mode	802.11ac-20MHz_TX_Band2_CH 60_ANT 0+1+2	Test Voltage	AC 120V/60Hz

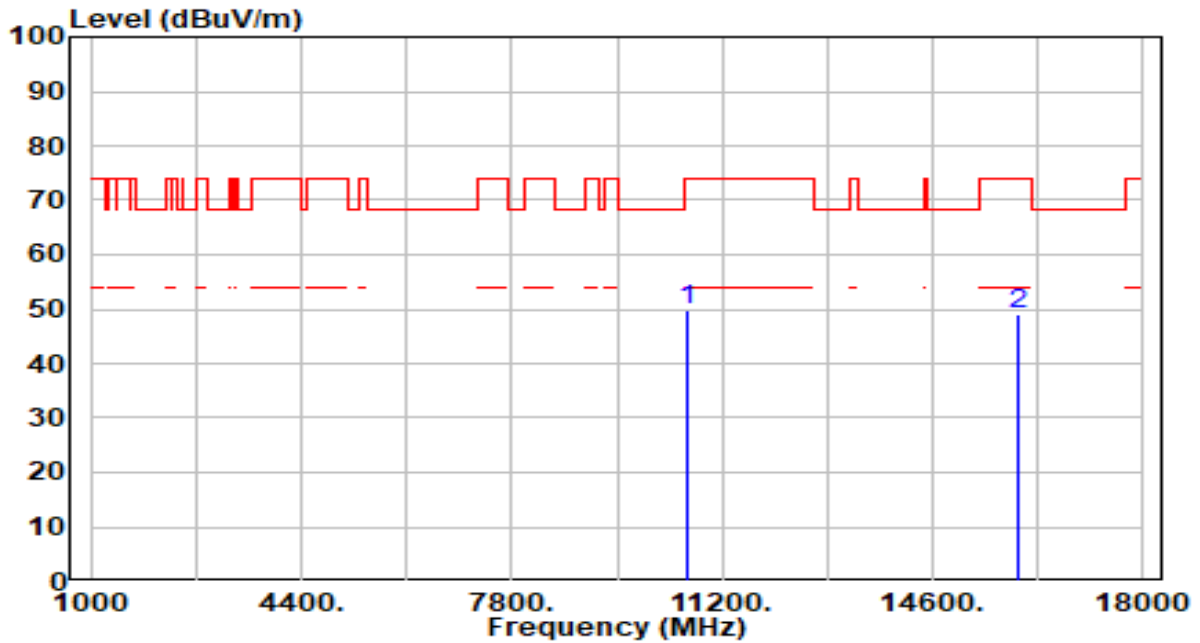


No	Frequency (MHz)	Reading (dBuV)	C.F (dB/m)	Measurement (dBuV/m)	Margin (dB)	Limit (dBuV/m)	Height (cm)	Angle (deg)	Remark (QP/PK/AV)
1	* 10600.000	46.34	2.60	48.94	-19.26	68.20	100	213	Peak
2	15900.000	43.81	5.13	48.94	-25.06	74.00	100	20	Peak

Note:

1. " \*", means this data is the worst emission level.
2. C.F (Correction Factor) = Antenna Factor (dB/m)+ Cable Loss (dB) – Pre-amplifier(dB).
3. Measurement (dBuV/m) = Reading(dBuV) + C.F (Correction Factor).
4. The emission levels of other frequencies are very lower than the limit and not show in test report.

EUT	Omada 4G+Cat6 AX3000 Gigabit VPN Router	Date of Test	2023-09-10
Factor	DRH18-E	Temp. / Humidity	23°C /62%
Polarity	Horizontal	Site / Test Engineer	AC2 / Marvin
Test Mode	802.11ac-20MHz_TX_Band2_CH 64_ANT 0+1+2	Test Voltage	AC 120V/60Hz

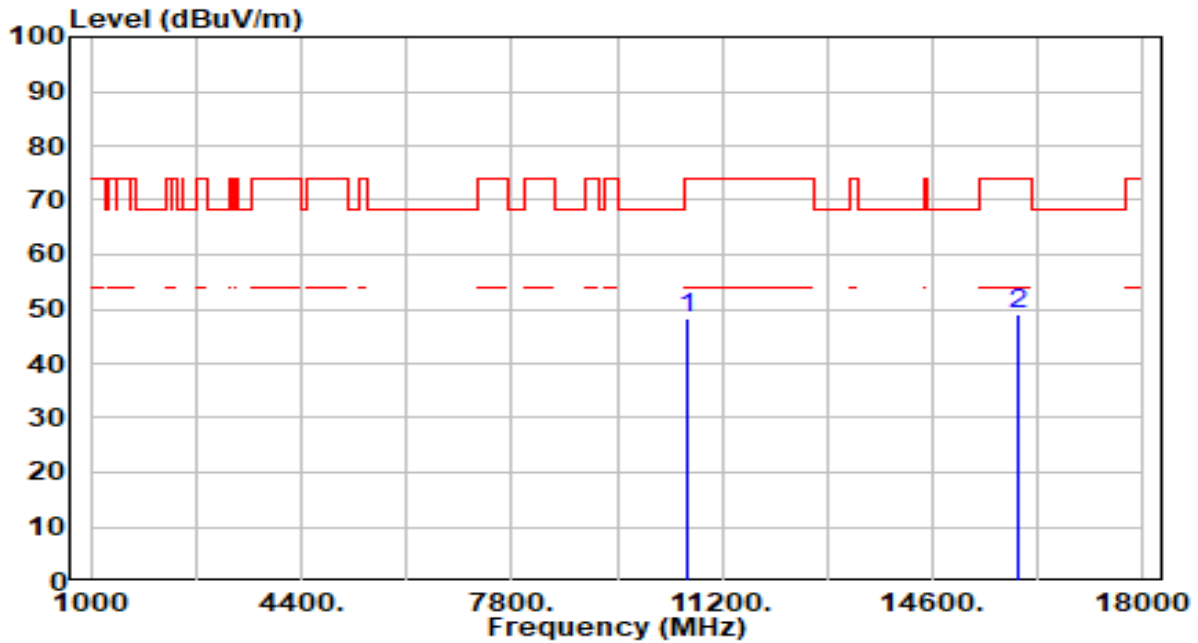


No	Frequency (MHz)	Reading (dBuV)	C.F (dB/m)	Measurement (dBuV/m)	Margin (dB)	Limit (dBuV/m)	Height (cm)	Angle (deg)	Remark (QP/PK/AV)
1	* 10640.000	47.20	2.62	49.83	-24.17	74.00	100	96	Peak
2	15960.000	43.84	5.17	49.01	-24.99	74.00	100	278	Peak

Note:

1. " \*", means this data is the worst emission level.
2. C.F (Correction Factor) = Antenna Factor (dB/m)+ Cable Loss (dB) – Pre-amplifier(dB).
3. Measurement (dBuV/m) = Reading(dBuV) + C.F (Correction Factor).
4. The emission levels of other frequencies are very lower than the limit and not show in test report.

EUT	Omada 4G+Cat6 AX3000 Gigabit VPN Router	Date of Test	2023-09-10
Factor	DRH18-E	Temp. / Humidity	23°C /62%
Polarity	Vertical	Site / Test Engineer	AC2 / Marvin
Test Mode	802.11ac-20MHz_TX_Band2_CH 64_ANT 0+1+2	Test Voltage	AC 120V/60Hz

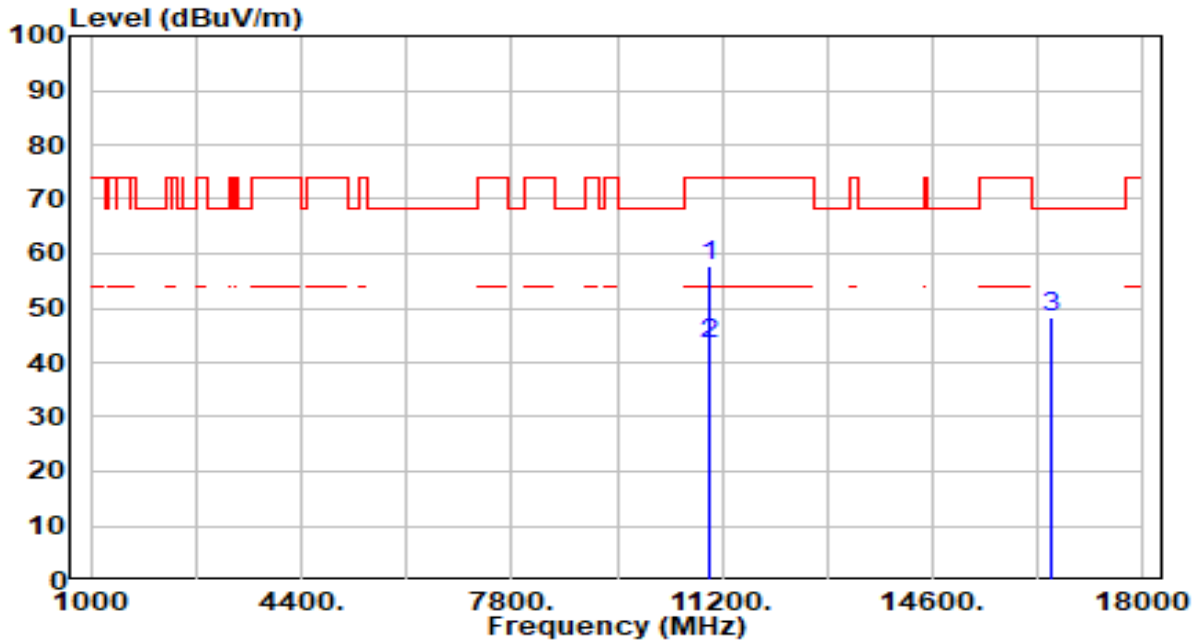


No	Frequency (MHz)	Reading (dBuV)	C.F (dB/m)	Measurement (dBuV/m)	Margin (dB)	Limit (dBuV/m)	Height (cm)	Angle (deg)	Remark (QP/PK/AV)
1	10640.000	45.70	2.62	48.32	-25.68	74.00	100	212	Peak
2	* 15960.000	43.91	5.17	49.08	-24.92	74.00	100	357	Peak

Note:

1. " \*", means this data is the worst emission level.
2. C.F (Correction Factor) = Antenna Factor (dB/m)+ Cable Loss (dB) – Pre-amplifier(dB).
3. Measurement (dBuV/m) = Reading(dBuV) + C.F (Correction Factor).
4. The emission levels of other frequencies are very lower than the limit and not show in test report.

EUT	Omada 4G+Cat6 AX3000 Gigabit VPN Router	Date of Test	2023-09-10
Factor	DRH18-E	Temp. / Humidity	23°C /62%
Polarity	Horizontal	Site / Test Engineer	AC2 / Marvin
Test Mode	802.11ac-20MHz_TX_Band3_CH 100_ANT 0+1+2	Test Voltage	AC 120V/60Hz

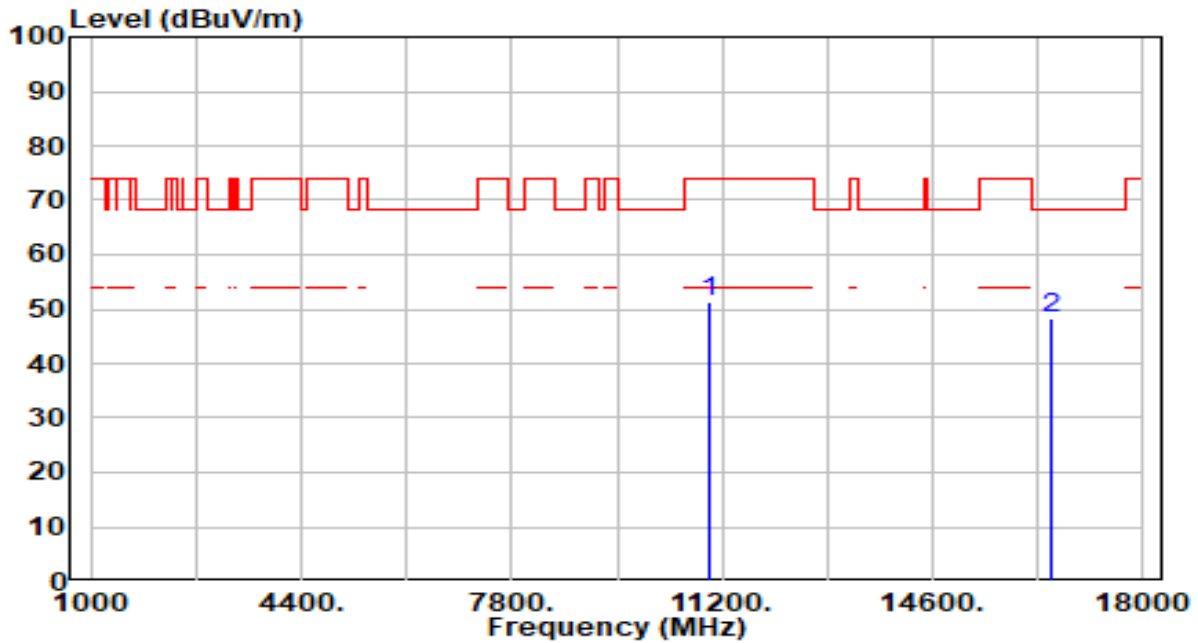


No	Frequency (MHz)	Reading (dBuV)	C.F (dB/m)	Measurement (dBuV/m)	Margin (dB)	Limit (dBuV/m)	Height (cm)	Angle (deg)	Remark (QP/PK/AV)
1	* 11000.000	55.00	2.60	57.60	-16.40	74.00	100	225	Peak
2	* 11000.000	40.75	2.60	43.35	-10.65	54.00	100	225	Average
3	16500.000	43.64	4.63	48.27	-19.93	68.20	100	278	Peak

Note:

1. " \*", means this data is the worst emission level.
2. C.F (Correction Factor) = Antenna Factor (dB/m)+ Cable Loss (dB) – Preamplifier(dB).
3. Measurement (dBuV/m) = Reading(dBuV) + C.F (Correction Factor).
4. The emission levels of other frequencies are very lower than the limit and not show in test report.

EUT	Omada 4G+Cat6 AX3000 Gigabit VPN Router	Date of Test	2023-09-10
Factor	DRH18-E	Temp. / Humidity	23°C /62%
Polarity	Vertical	Site / Test Engineer	AC2 / Marvin
Test Mode	802.11ac-20MHz_TX_Band3_CH 100_ANT 0+1+2	Test Voltage	AC 120V/60Hz



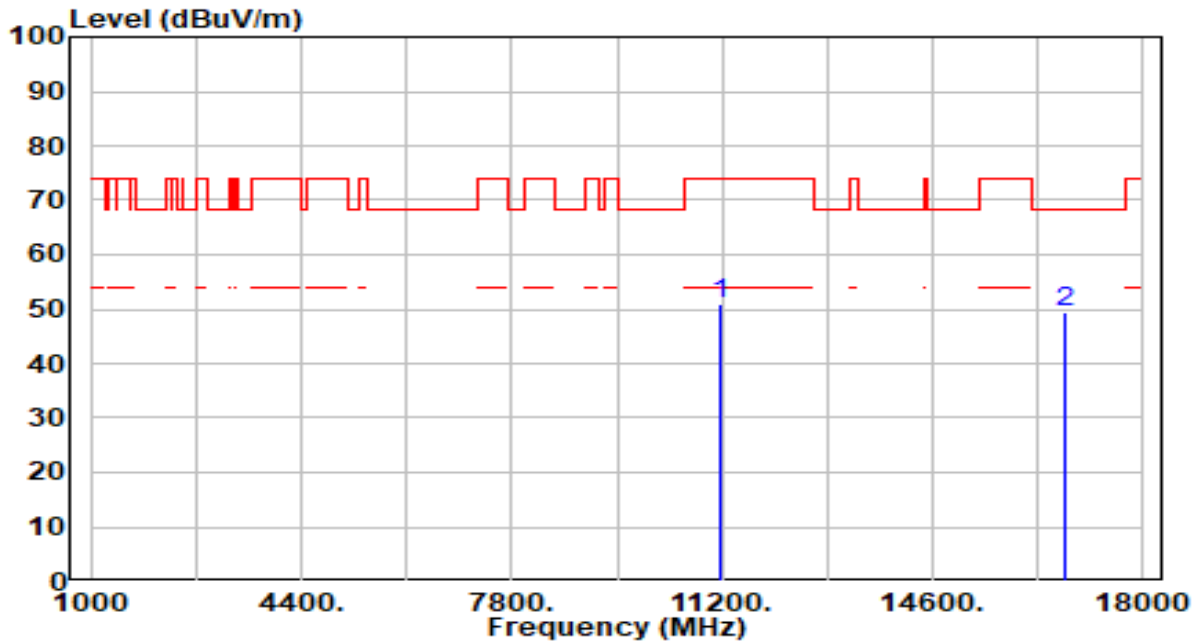
No	Frequency (MHz)	Reading (dBuV)	C.F (dB/m)	Measurement (dBuV/m)	Margin (dB)	Limit (dBuV/m)	Height (cm)	Angle (deg)	Remark (QP/PK/AV)
1	11000.000	48.83	2.60	51.43	-22.57	74.00	100	360	Peak
2	* 16500.000	43.57	4.63	48.20	-20.00	68.20	100	54	Peak

Note:

1. " \*", means this data is the worst emission level.
2. C.F (Correction Factor) = Antenna Factor (dB/m)+ Cable Loss (dB) – Preamplifier(dB).
3. Measurement (dBuV/m) = Reading(dBuV) + C.F (Correction Factor).
4. The emission levels of other frequencies are very lower than the limit and not show in test report.



EUT	Omada 4G+Cat6 AX3000 Gigabit VPN Router	Date of Test	2023-09-10
Factor	DRH18-E	Temp. / Humidity	23°C /62%
Polarity	Horizontal	Site / Test Engineer	AC2 / Marvin
Test Mode	802.11ac-20MHz_TX_Band3_CH 116_ANT 0+1+2	Test Voltage	AC 120V/60Hz

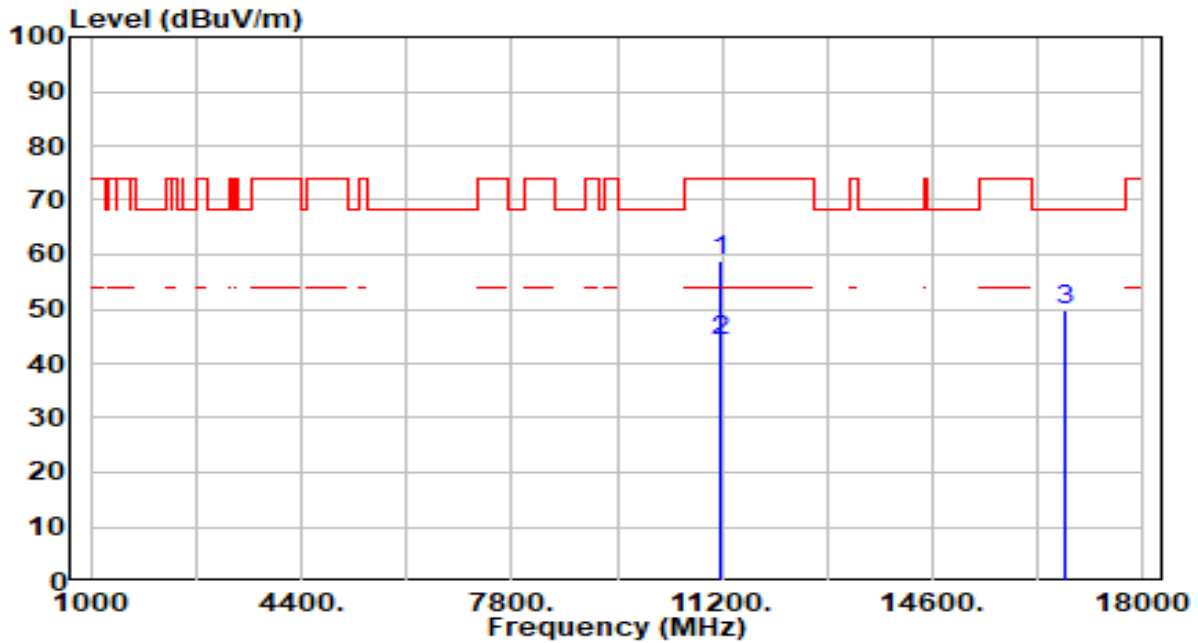


No	Frequency (MHz)	Reading (dBuV)	C.F (dB/m)	Measurement (dBuV/m)	Margin (dB)	Limit (dBuV/m)	Height (cm)	Angle (deg)	Remark (QP/PK/AV)
1	11160.000	47.78	3.07	50.85	-23.15	74.00	100	353	Peak
2	* 16740.000	44.70	4.66	49.36	-18.84	68.20	100	245	Peak

Note:

1. " \*", means this data is the worst emission level.
2. C.F (Correction Factor) = Antenna Factor (dB/m)+ Cable Loss (dB) – Pre-amplifier(dB).
3. Measurement (dBuV/m) = Reading(dBuV) + C.F (Correction Factor).
4. The emission levels of other frequencies are very lower than the limit and not show in test report.

EUT	Omada 4G+Cat6 AX3000 Gigabit VPN Router	Date of Test	2023-09-10
Factor	DRH18-E	Temp. / Humidity	23°C /62%
Polarity	Vertical	Site / Test Engineer	AC2 / Marvin
Test Mode	802.11ac-20MHz_TX_Band3_CH 116_ANT 0+1+2	Test Voltage	AC 120V/60Hz

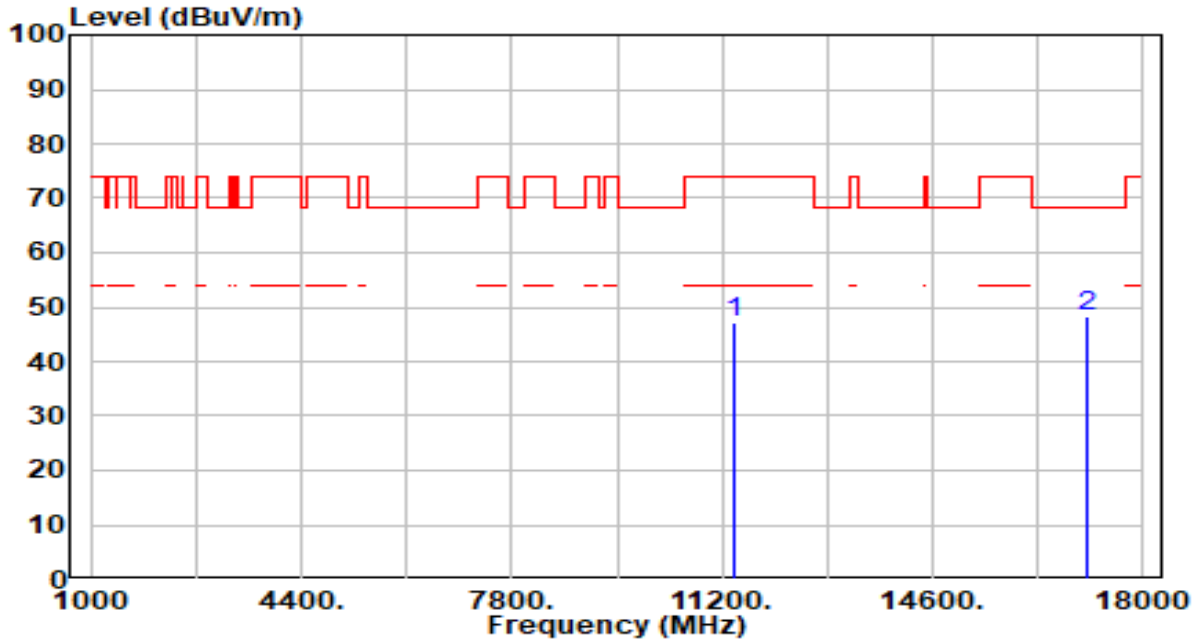


No	Frequency (MHz)	Reading (dBuV)	C.F (dB/m)	Measurement (dBuV/m)	Margin (dB)	Limit (dBuV/m)	Height (cm)	Angle (deg)	Remark (QP/PK/AV)	
1	*	11160.000	55.75	3.07	58.82	-15.18	74.00	100	54	Peak
2	*	11160.000	41.23	3.07	44.30	-9.70	54.00	100	54	Average
3		16740.000	45.05	4.66	49.71	-18.49	68.20	100	238	Peak

Note:

1. " \*", means this data is the worst emission level.
2. C.F (Correction Factor) = Antenna Factor (dB/m)+ Cable Loss (dB) – Preamplifier(dB).
3. Measurement (dBuV/m) = Reading(dBuV) + C.F (Correction Factor).
4. The emission levels of other frequencies are very lower than the limit and not show in test report.

EUT	Omada 4G+Cat6 AX3000 Gigabit VPN Router	Date of Test	2023-09-10
Factor	DRH18-E	Temp. / Humidity	23°C /62%
Polarity	Horizontal	Site / Test Engineer	AC2 / Marvin
Test Mode	802.11ac-20MHz_TX_Band3_CH 140_ANT 0+1+2	Test Voltage	AC 120V/60Hz

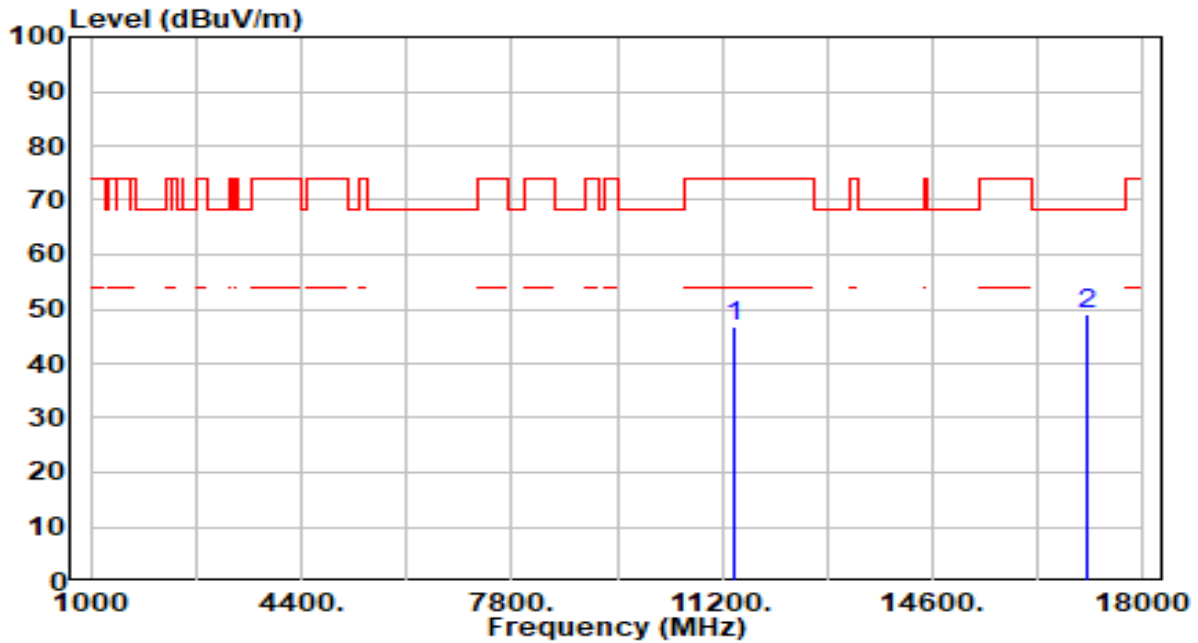


No	Frequency (MHz)	Reading (dBuV)	C.F (dB/m)	Measurement (dBuV/m)	Margin (dB)	Limit (dBuV/m)	Height (cm)	Angle (deg)	Remark (QP/PK/AV)
1	11400.000	43.64	3.48	47.12	-26.88	74.00	100	131	Peak
2	* 17100.000	43.58	4.79	48.37	-19.83	68.20	100	287	Peak

Note:

1. " \*", means this data is the worst emission level.
2. C.F (Correction Factor) = Antenna Factor (dB/m)+ Cable Loss (dB) – Pre-amplifier(dB).
3. Measurement (dBuV/m) = Reading(dBuV) + C.F (Correction Factor).
4. The emission levels of other frequencies are very lower than the limit and not show in test report.

EUT	Omada 4G+Cat6 AX3000 Gigabit VPN Router	Date of Test	2023-09-10
Factor	DRH18-E	Temp. / Humidity	23°C /62%
Polarity	Vertical	Site / Test Engineer	AC2 / Marvin
Test Mode	802.11ac-20MHz_TX_Band3_CH 140_ANT 0+1+2	Test Voltage	AC 120V/60Hz

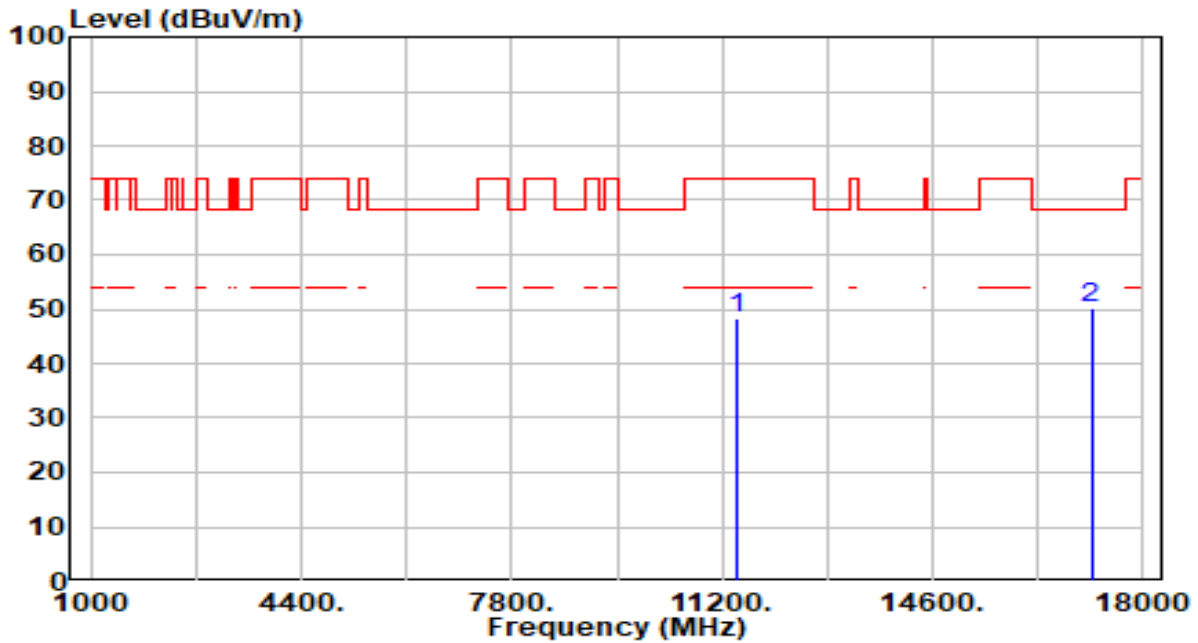


No	Frequency (MHz)	Reading (dBuV)	C.F (dB/m)	Measurement (dBuV/m)	Margin (dB)	Limit (dBuV/m)	Height (cm)	Angle (deg)	Remark (QP/PK/AV)
1	11400.000	43.15	3.48	46.63	-27.37	74.00	100	76	Peak
2	* 17100.000	44.15	4.79	48.94	-19.26	68.20	100	300	Peak

Note:

1. " \*", means this data is the worst emission level.
2. C.F (Correction Factor) = Antenna Factor (dB/m)+ Cable Loss (dB) – Pre-amplifier(dB).
3. Measurement (dBuV/m) = Reading(dBuV) + C.F (Correction Factor).
4. The emission levels of other frequencies are very lower than the limit and not show in test report.

EUT	Omada 4G+Cat6 AX3000 Gigabit VPN Router	Date of Test	2023-09-10
Factor	DRH18-E	Temp. / Humidity	23°C /62%
Polarity	Horizontal	Site / Test Engineer	AC2 / Marvin
Test Mode	802.11ac-20MHz_TX_Band3_CH 144_ANT 0+1+2	Test Voltage	AC 120V/60Hz

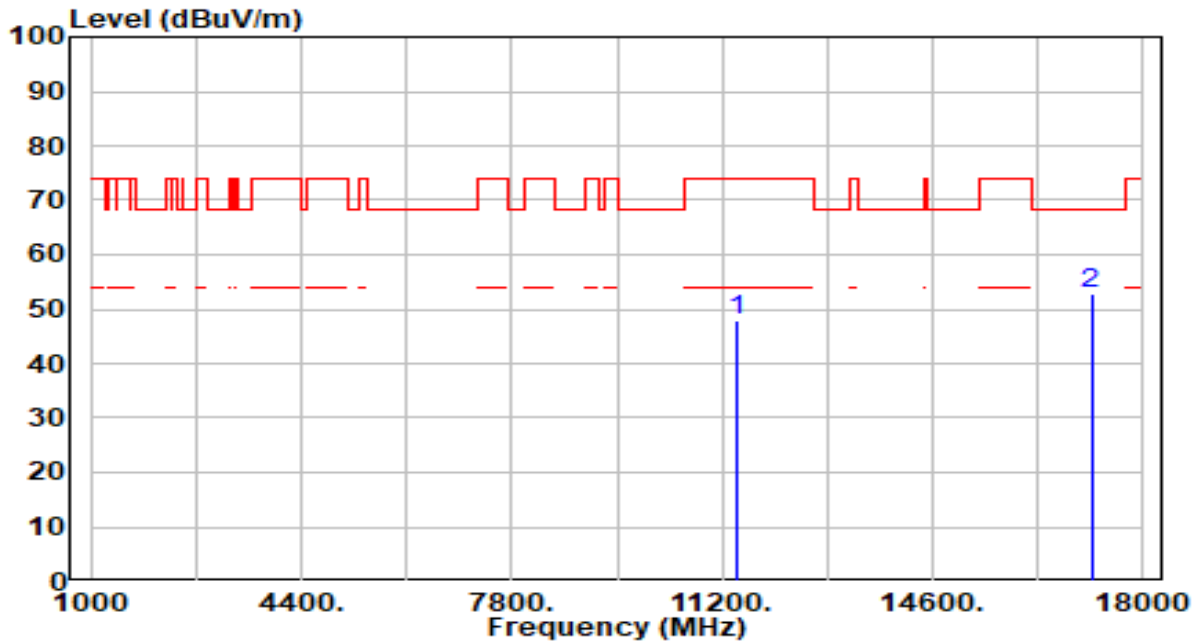


No	Frequency (MHz)	Reading (dBuV)	C.F (dB/m)	Measurement (dBuV/m)	Margin (dB)	Limit (dBuV/m)	Height (cm)	Angle (deg)	Remark (QP/PK/AV)
1	11440.000	44.77	3.52	48.29	-25.71	74.00	100	59	Peak
2	* 17160.000	45.44	4.66	50.10	-18.10	68.20	100	200	Peak

Note:

1. " \*", means this data is the worst emission level.
2. C.F (Correction Factor) = Antenna Factor (dB/m)+ Cable Loss (dB) – Pre-amplifier(dB).
3. Measurement (dBuV/m) = Reading(dBuV) + C.F (Correction Factor).
4. The emission levels of other frequencies are very lower than the limit and not show in test report.

EUT	Omada 4G+Cat6 AX3000 Gigabit VPN Router	Date of Test	2023-09-10
Factor	DRH18-E	Temp. / Humidity	23°C /62%
Polarity	Vertical	Site / Test Engineer	AC2 / Marvin
Test Mode	802.11ac-20MHz_TX_Band3_CH 144_ANT 0+1+2	Test Voltage	AC 120V/60Hz

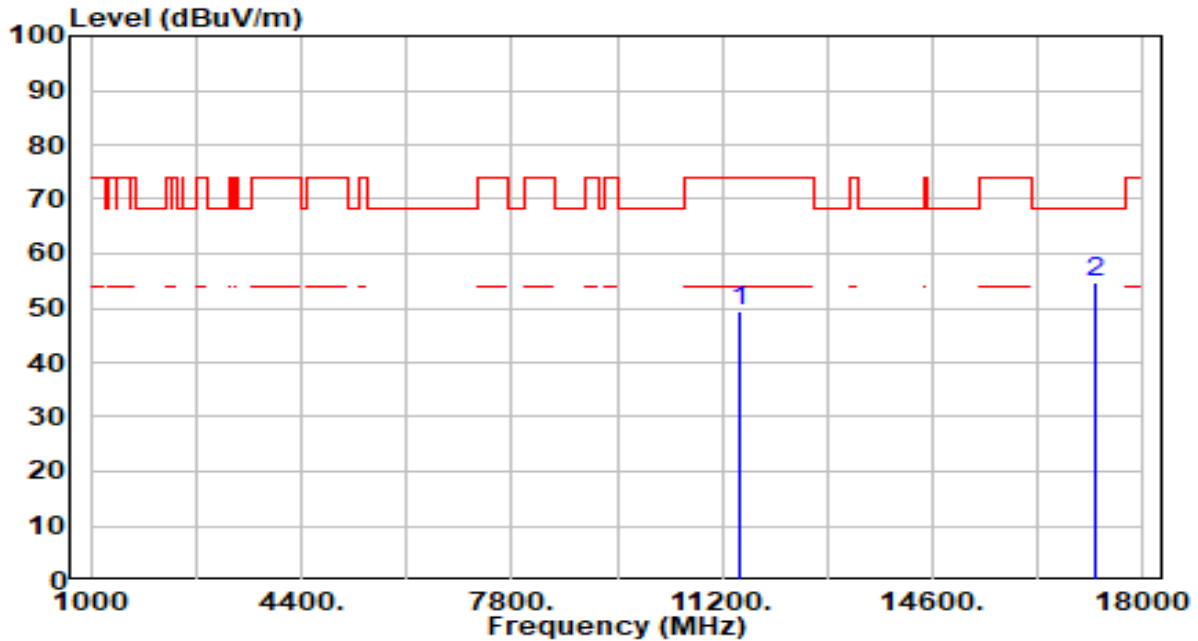


No	Frequency (MHz)	Reading (dBuV)	C.F (dB/m)	Measurement (dBuV/m)	Margin (dB)	Limit (dBuV/m)	Height (cm)	Angle (deg)	Remark (QP/PK/AV)
1	11440.000	44.31	3.52	47.83	-26.17	74.00	100	55	Peak
2	* 17160.000	48.10	4.66	52.75	-15.45	68.20	100	11	Peak

Note:

1. " \*", means this data is the worst emission level.
2. C.F (Correction Factor) = Antenna Factor (dB/m)+ Cable Loss (dB) – Pre-amplifier(dB).
3. Measurement (dBuV/m) = Reading(dBuV) + C.F (Correction Factor).
4. The emission levels of other frequencies are very lower than the limit and not show in test report.

EUT	Omada 4G+Cat6 AX3000 Gigabit VPN Router	Date of Test	2023-09-10
Factor	DRH18-E	Temp. / Humidity	23°C /62%
Polarity	Horizontal	Site / Test Engineer	AC2 / Marvin
Test Mode	802.11ac-20MHz_TX_Band4_CH 149_ANT 0+1+2	Test Voltage	AC 120V/60Hz

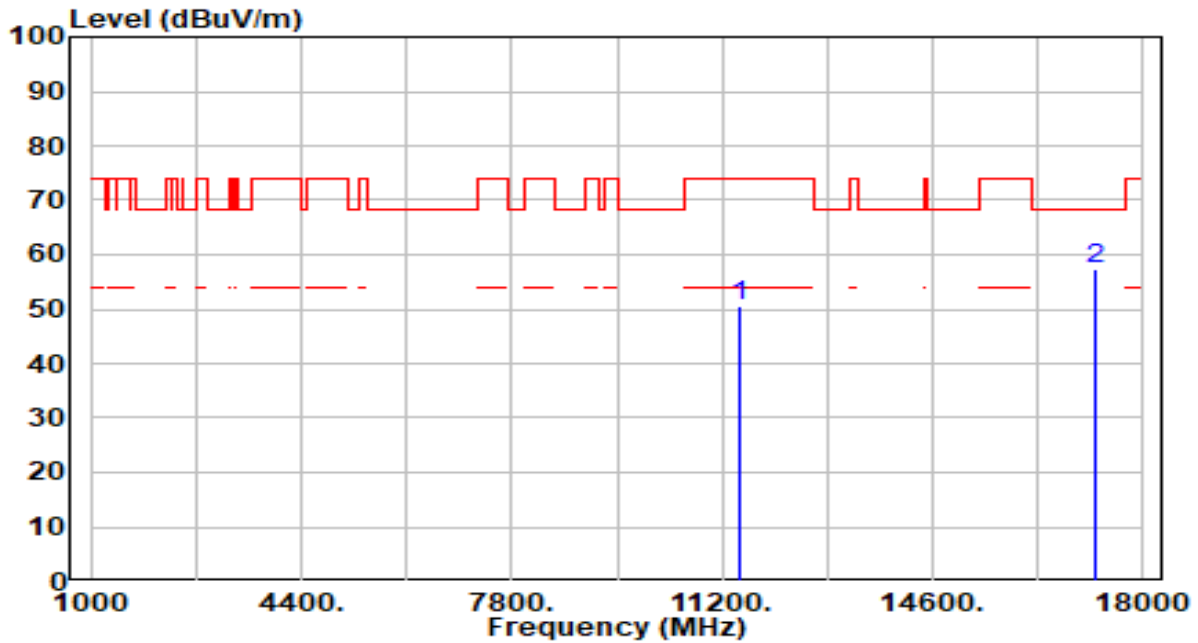


No	Frequency (MHz)	Reading (dBuV)	C.F (dB/m)	Measurement (dBuV/m)	Margin (dB)	Limit (dBuV/m)	Height (cm)	Angle (deg)	Remark (QP/PK/AV)
1	11490.000	45.97	3.57	49.53	-24.47	74.00	100	250	Peak
2	* 17235.000	50.22	4.45	54.67	-13.53	68.20	100	226	Peak

Note:

1. " \*", means this data is the worst emission level.
2. C.F (Correction Factor) = Antenna Factor (dB/m)+ Cable Loss (dB) – Preamplifier(dB).
3. Measurement (dBuV/m) = Reading(dBuV) + C.F (Correction Factor).
4. The emission levels of other frequencies are very lower than the limit and not show in test report.

EUT	Omada 4G+Cat6 AX3000 Gigabit VPN Router	Date of Test	2023-09-10
Factor	DRH18-E	Temp. / Humidity	23°C /62%
Polarity	Vertical	Site / Test Engineer	AC2 / Marvin
Test Mode	802.11ac-20MHz_TX_Band4_CH 149_ANT 0+1+2	Test Voltage	AC 120V/60Hz



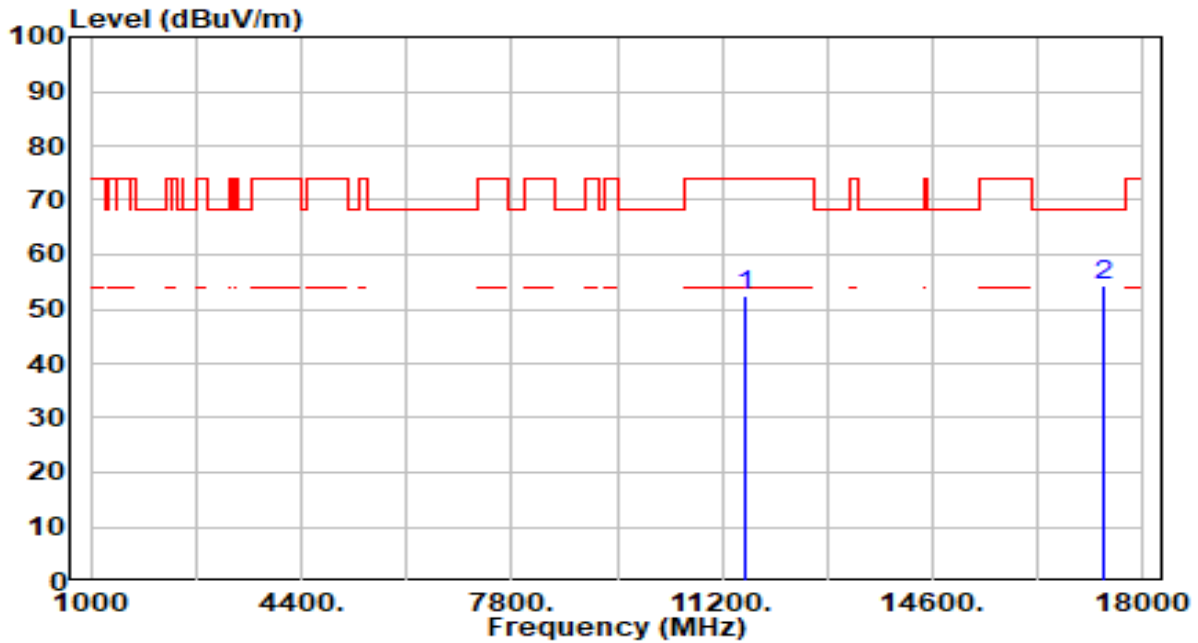
No	Frequency (MHz)	Reading (dBuV)	C.F (dB/m)	Measurement (dBuV/m)	Margin (dB)	Limit (dBuV/m)	Height (cm)	Angle (deg)	Remark (QP/PK/AV)
1	11490.000	47.05	3.57	50.62	-23.38	74.00	100	77	Peak
2	* 17235.000	53.02	4.45	57.47	-10.73	68.20	100	153	Peak

Note:

1. " \*", means this data is the worst emission level.
2. C.F (Correction Factor) = Antenna Factor (dB/m)+ Cable Loss (dB) – Pre-amplifier(dB).
3. Measurement (dBuV/m) = Reading(dBuV) + C.F (Correction Factor).
4. The emission levels of other frequencies are very lower than the limit and not show in test report.



EUT	Omada 4G+Cat6 AX3000 Gigabit VPN Router	Date of Test	2023-09-10
Factor	DRH18-E	Temp. / Humidity	23°C /62%
Polarity	Horizontal	Site / Test Engineer	AC2 / Marvin
Test Mode	802.11ac-20MHz_TX_Band4_CH 157_ANT 0+1+2	Test Voltage	AC 120V/60Hz

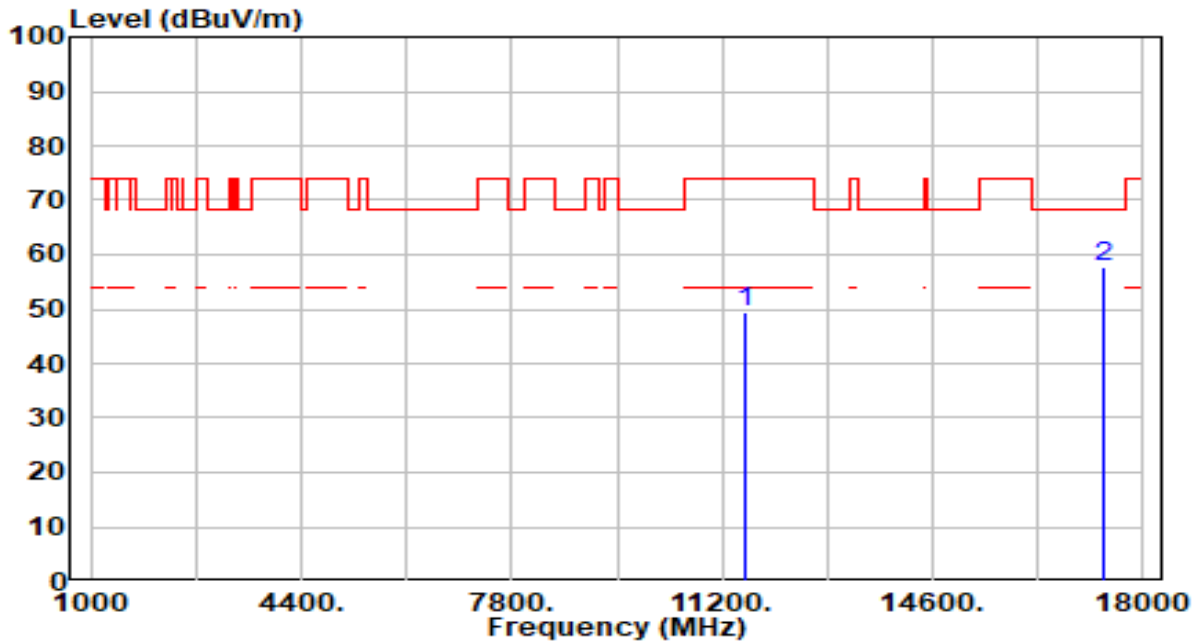


No	Frequency (MHz)	Reading (dBuV)	C.F (dB/m)	Measurement (dBuV/m)	Margin (dB)	Limit (dBuV/m)	Height (cm)	Angle (deg)	Remark (QP/PK/AV)
1	11570.000	48.88	3.65	52.54	-21.46	74.00	100	55	Peak
2	* 17355.000	50.42	4.06	54.48	-13.72	68.20	100	238	Peak

Note:

1. " \*", means this data is the worst emission level.
2. C.F (Correction Factor) = Antenna Factor (dB/m)+ Cable Loss (dB) – Pre-amplifier(dB).
3. Measurement (dBuV/m) = Reading(dBuV) + C.F (Correction Factor).
4. The emission levels of other frequencies are very lower than the limit and not show in test report.

EUT	Omada 4G+Cat6 AX3000 Gigabit VPN Router	Date of Test	2023-09-10
Factor	DRH18-E	Temp. / Humidity	23°C /62%
Polarity	Vertical	Site / Test Engineer	AC2 / Marvin
Test Mode	802.11ac-20MHz_TX_Band4_CH 157_ANT 0+1+2	Test Voltage	AC 120V/60Hz

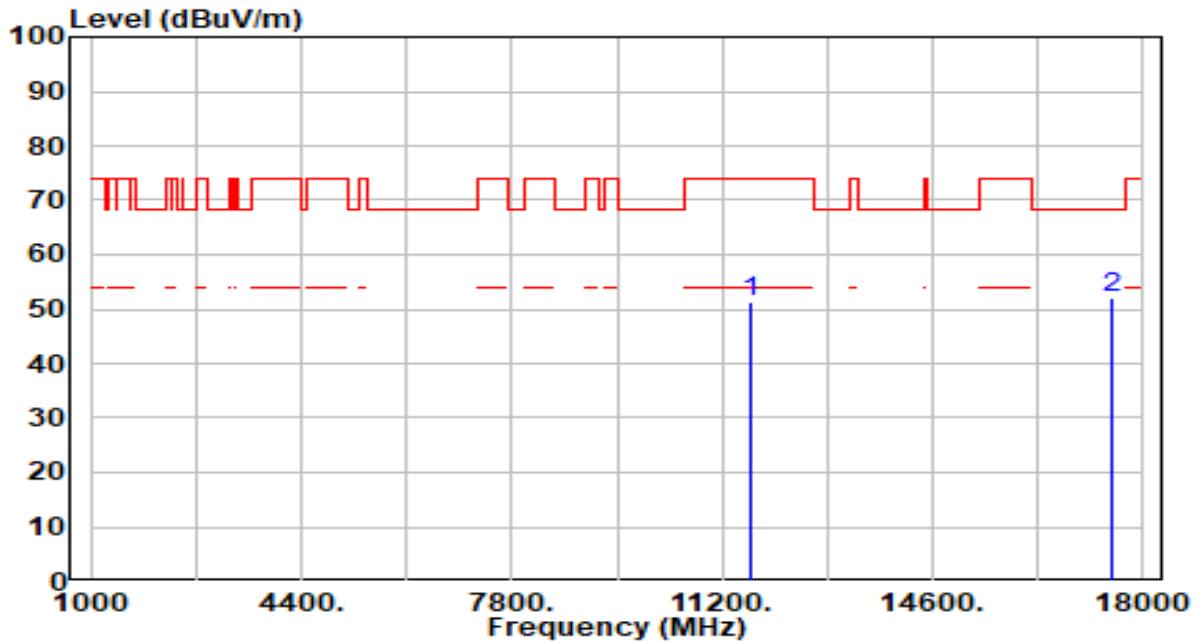


No	Frequency (MHz)	Reading (dBuV)	C.F (dB/m)	Measurement (dBuV/m)	Margin (dB)	Limit (dBuV/m)	Height (cm)	Angle (deg)	Remark (QP/PK/AV)
1	11570.000	45.84	3.65	49.49	-24.51	74.00	100	57	Peak
2	* 17355.000	53.83	4.06	57.89	-10.31	68.20	100	170	Peak

Note:

- "\*", means this data is the worst emission level.
- C.F (Correction Factor) = Antenna Factor (dB/m)+ Cable Loss (dB) – Pre-amplifier(dB).
- Measurement (dBuV/m) = Reading(dBuV) + C.F (Correction Factor).
- The emission levels of other frequencies are very lower than the limit and not show in test report.

EUT	Omada 4G+Cat6 AX3000 Gigabit VPN Router	Date of Test	2023-09-10
Factor	DRH18-E	Temp. / Humidity	23°C /62%
Polarity	Horizontal	Site / Test Engineer	AC2 / Marvin
Test Mode	802.11ac-20MHz_TX_Band4_CH 165_ANT 0+1+2	Test Voltage	AC 120V/60Hz

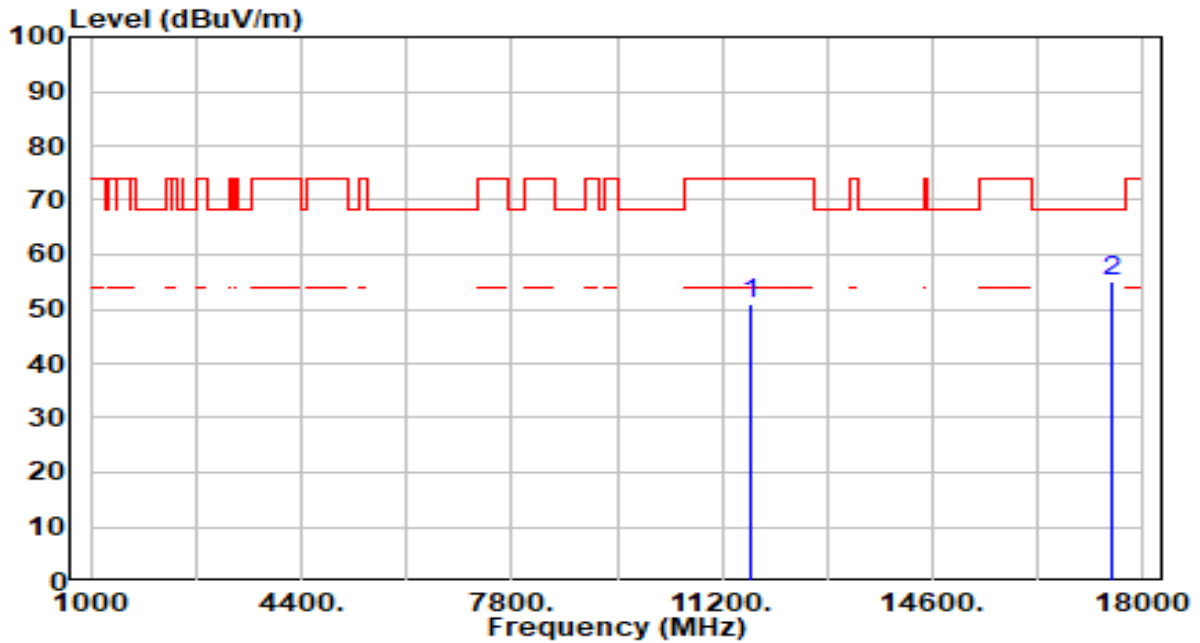


No	Frequency (MHz)	Reading (dBuV)	C.F (dB/m)	Measurement (dBuV/m)	Margin (dB)	Limit (dBuV/m)	Height (cm)	Angle (deg)	Remark (QP/PK/AV)
1	11650.000	47.60	3.66	51.26	-22.74	74.00	100	317	Peak
2	* 17475.000	48.20	3.89	52.09	-16.11	68.20	100	38	Peak

Note:

1. " \*", means this data is the worst emission level.
2. C.F (Correction Factor) = Antenna Factor (dB/m)+ Cable Loss (dB) – Pre-amplifier(dB).
3. Measurement (dBuV/m) = Reading(dBuV) + C.F (Correction Factor).
4. The emission levels of other frequencies are very lower than the limit and not show in test report.

EUT	Omada 4G+Cat6 AX3000 Gigabit VPN Router	Date of Test	2023-09-10
Factor	DRH18-E	Temp. / Humidity	23°C /62%
Polarity	Vertical	Site / Test Engineer	AC2 / Marvin
Test Mode	802.11ac-20MHz_TX_Band4_CH 165_ANT 0+1+2	Test Voltage	AC 120V/60Hz

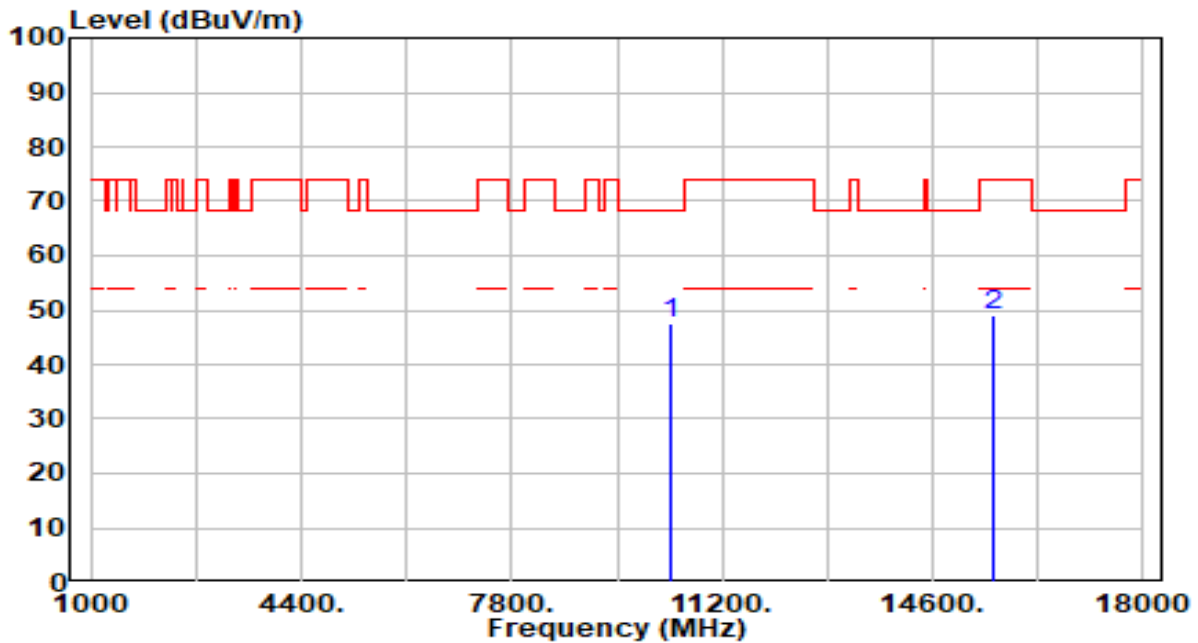


No	Frequency (MHz)	Reading (dBuV)	C.F (dB/m)	Measurement (dBuV/m)	Margin (dB)	Limit (dBuV/m)	Height (cm)	Angle (deg)	Remark (QP/PK/AV)
1	11650.000	47.21	3.66	50.87	-23.13	74.00	100	55	Peak
2	* 17475.000	51.03	3.89	54.92	-13.28	68.20	100	88	Peak

Note:

1. " \*", means this data is the worst emission level.
2. C.F (Correction Factor) = Antenna Factor (dB/m)+ Cable Loss (dB) – Pre-amplifier(dB).
3. Measurement (dBuV/m) = Reading(dBuV) + C.F (Correction Factor).
4. The emission levels of other frequencies are very lower than the limit and not show in test report.

EUT	Omada 4G+Cat6 AX3000 Gigabit VPN Router	Date of Test	2023-09-10
Factor	DRH18-E	Temp. / Humidity	23°C /62%
Polarity	Horizontal	Site / Test Engineer	AC2 / Marvin
Test Mode	802.11ac-40MHz_TX_Band1_CH 38_ANT 0+1+2	Test Voltage	AC 120V/60Hz

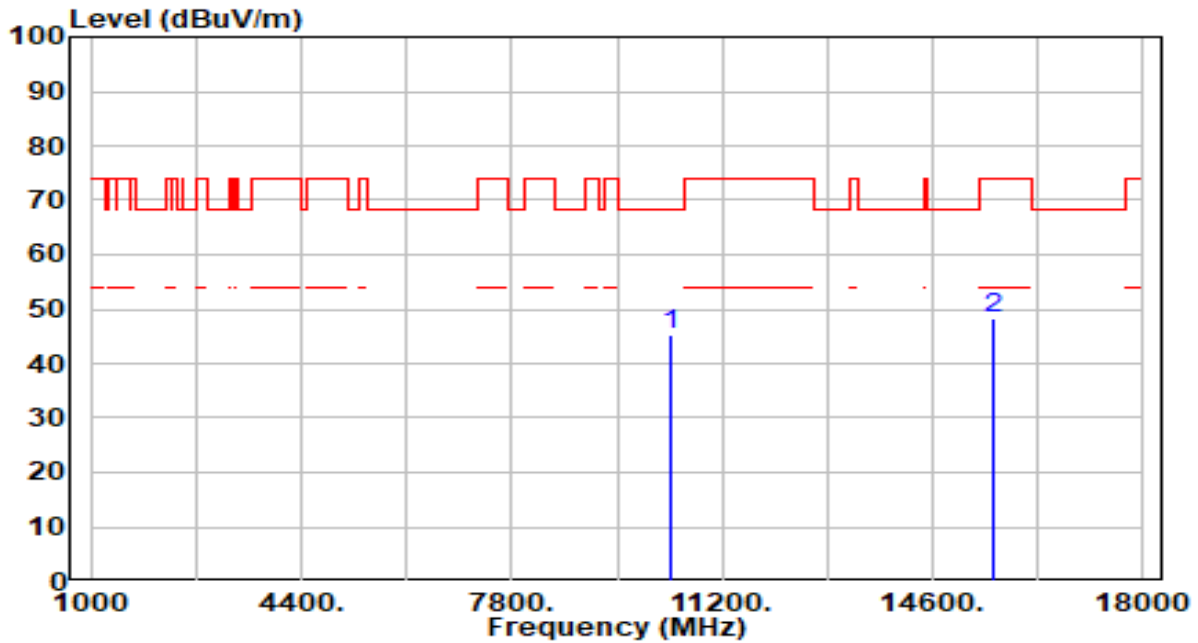


No	Frequency (MHz)	Reading (dBuV)	C.F (dB/m)	Measurement (dBuV/m)	Margin (dB)	Limit (dBuV/m)	Height (cm)	Angle (deg)	Remark (QP/PK/AV)
1	*	44.76	2.79	47.55	-20.65	68.20	100	256	Peak
2		44.58	4.52	49.10	-24.90	74.00	100	80	Peak

Note:

1. " \*", means this data is the worst emission level.
2. C.F (Correction Factor) = Antenna Factor (dB/m)+ Cable Loss (dB) – Preamplifier(dB).
3. Measurement (dBuV/m) = Reading(dBuV) + C.F (Correction Factor).
4. The emission levels of other frequencies are very lower than the limit and not show in test report.

EUT	Omada 4G+Cat6 AX3000 Gigabit VPN Router	Date of Test	2023-09-10
Factor	DRH18-E	Temp. / Humidity	23°C /62%
Polarity	Vertical	Site / Test Engineer	AC2 / Marvin
Test Mode	802.11ac-40MHz_TX_Band1_CH 38_ANT 0+1+2	Test Voltage	AC 120V/60Hz

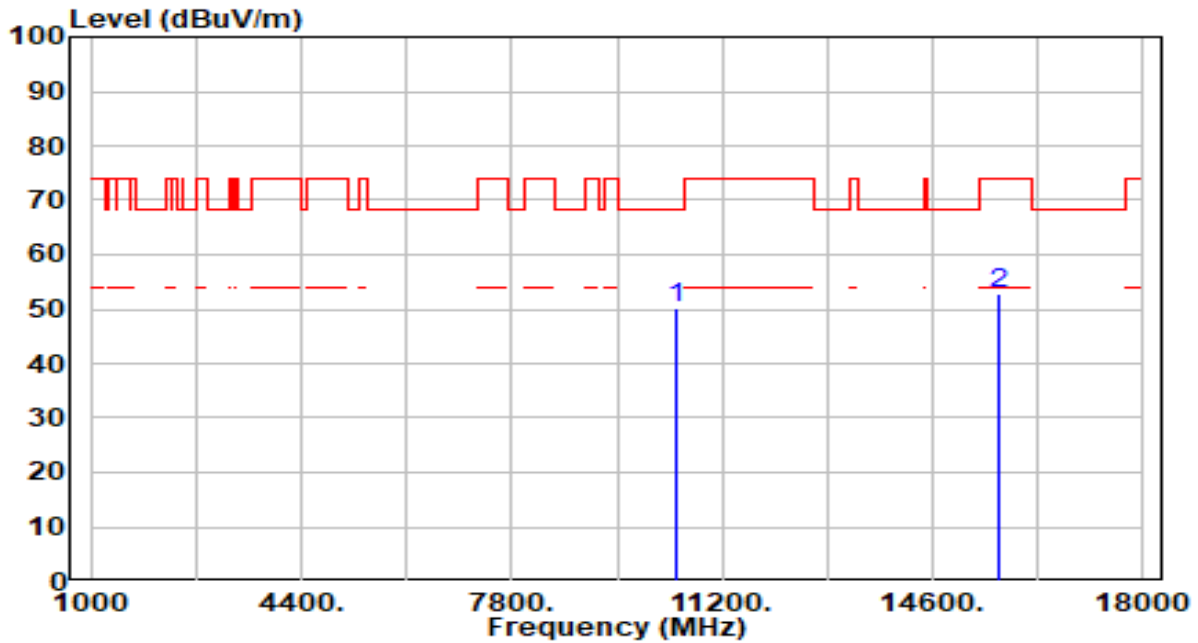


No	Frequency (MHz)	Reading (dBuV)	C.F (dB/m)	Measurement (dBuV/m)	Margin (dB)	Limit (dBuV/m)	Height (cm)	Angle (deg)	Remark (QP/PK/AV)
1	* 10380.000	42.56	2.79	45.35	-22.85	68.20	100	163	Peak
2	15570.000	43.76	4.52	48.27	-25.73	74.00	100	4	Peak

Note:

1. " \*", means this data is the worst emission level.
2. C.F (Correction Factor) = Antenna Factor (dB/m)+ Cable Loss (dB) – Pre-amplifier(dB).
3. Measurement (dBuV/m) = Reading(dBuV) + C.F (Correction Factor).
4. The emission levels of other frequencies are very lower than the limit and not show in test report.

EUT	Omada 4G+Cat6 AX3000 Gigabit VPN Router	Date of Test	2023-09-10
Factor	DRH18-E	Temp. / Humidity	23°C /62%
Polarity	Horizontal	Site / Test Engineer	AC2 / Marvin
Test Mode	802.11ac-40MHz_TX_Band1_CH 46_ANT 0+1+2	Test Voltage	AC 120V/60Hz

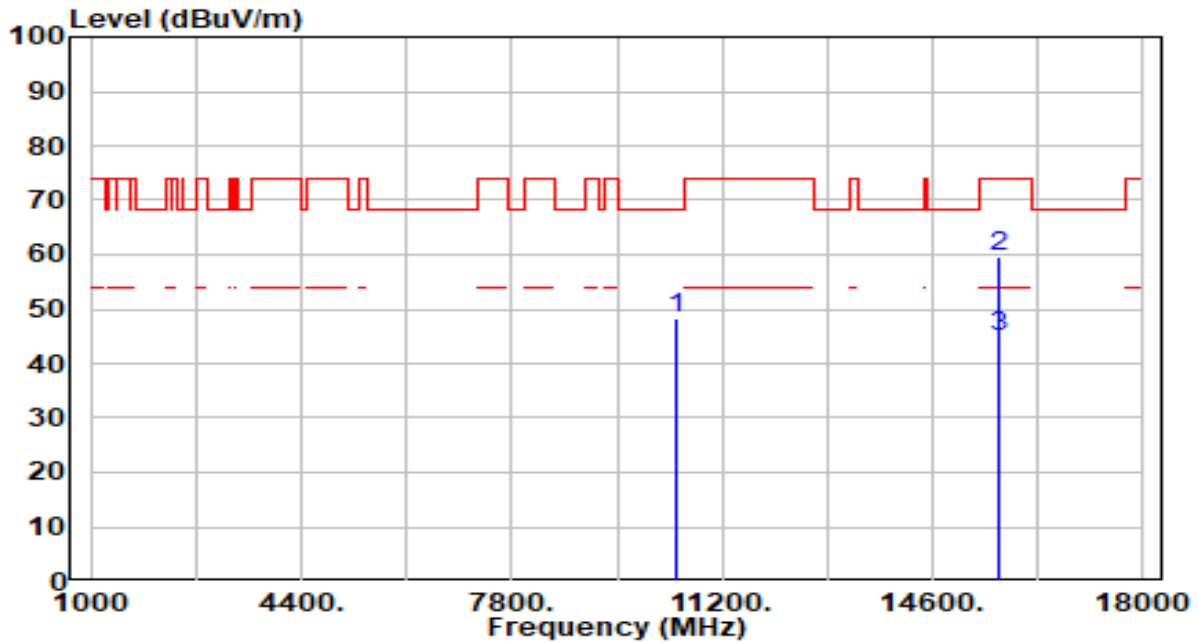


No	Frequency (MHz)	Reading (dBuV)	C.F (dB/m)	Measurement (dBuV/m)	Margin (dB)	Limit (dBuV/m)	Height (cm)	Angle (deg)	Remark (QP/PK/AV)
1	* 10460.000	47.39	2.70	50.09	-18.11	68.20	100	82	Peak
2	15690.000	48.06	4.75	52.81	-21.19	74.00	100	238	Peak

Note:

1. " \*", means this data is the worst emission level.
2. C.F (Correction Factor) = Antenna Factor (dB/m)+ Cable Loss (dB) – Pre-amplifier(dB).
3. Measurement (dBuV/m) = Reading(dBuV) + C.F (Correction Factor).
4. The emission levels of other frequencies are very lower than the limit and not show in test report.

EUT	Omada 4G+Cat6 AX3000 Gigabit VPN Router	Date of Test	2023-09-10
Factor	DRH18-E	Temp. / Humidity	23°C /62%
Polarity	Vertical	Site / Test Engineer	AC2 / Marvin
Test Mode	802.11ac-40MHz_TX_Band1_CH 46_ANT 0+1+2	Test Voltage	AC 120V/60Hz



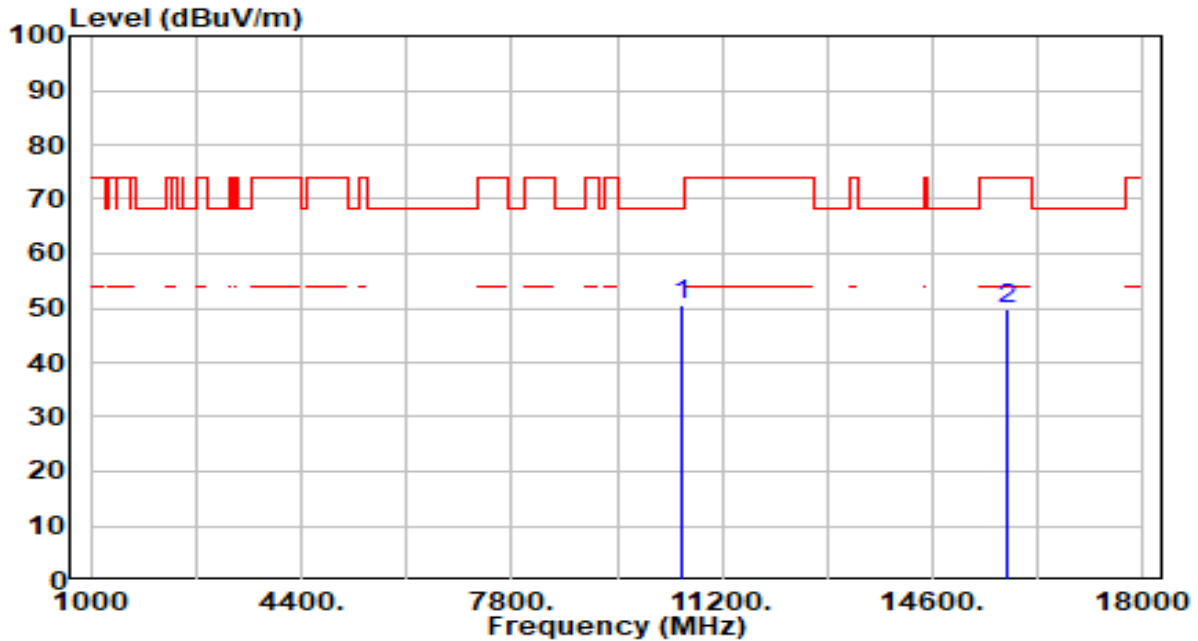
No	Frequency (MHz)	Reading (dBuV)	C.F (dB/m)	Measurement (dBuV/m)	Margin (dB)	Limit (dBuV/m)	Height (cm)	Angle (deg)	Remark (QP/PK/AV)
1	10460.000	45.64	2.70	48.34	-19.86	68.20	100	141	Peak
2	* 15690.000	54.79	4.75	59.54	-14.46	74.00	100	66	Peak
3	* 15690.000	40.13	4.75	44.88	-9.12	54.00	100	66	Average

Note:

1. " \*", means this data is the worst emission level.
2. C.F (Correction Factor) = Antenna Factor (dB/m)+ Cable Loss (dB) – Preamplifier(dB).
3. Measurement (dBuV/m) = Reading(dBuV) + C.F (Correction Factor).
4. The emission levels of other frequencies are very lower than the limit and not show in test report.



EUT	Omada 4G+Cat6 AX3000 Gigabit VPN Router	Date of Test	2023-09-10
Factor	DRH18-E	Temp. / Humidity	23°C /62%
Polarity	Horizontal	Site / Test Engineer	AC2 / Marvin
Test Mode	802.11ac-40MHz_TX_Band2_CH 54_ANT 0+1+2	Test Voltage	AC 120V/60Hz

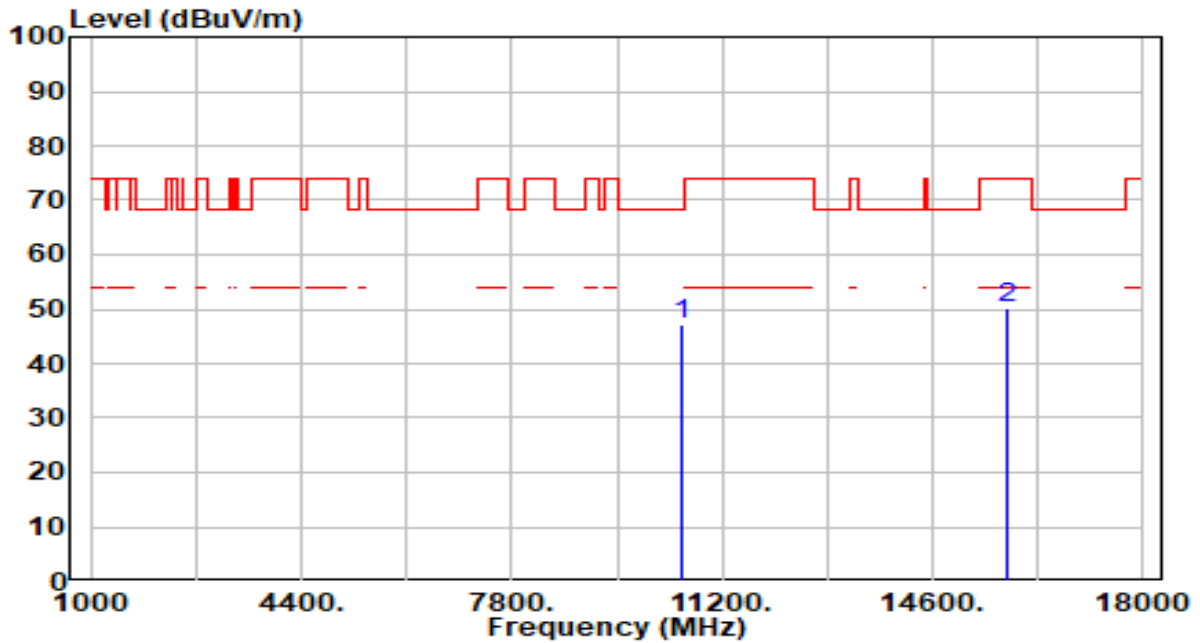


No	Frequency (MHz)	Reading (dBuV)	C.F (dB/m)	Measurement (dBuV/m)	Margin (dB)	Limit (dBuV/m)	Height (cm)	Angle (deg)	Remark (QP/PK/AV)
1	*	47.99	2.63	50.62	-17.58	68.20	100	78	Peak
2		44.61	5.06	49.67	-24.33	74.00	100	1	Peak

Note:

1. " \*", means this data is the worst emission level.
2. C.F (Correction Factor) = Antenna Factor (dB/m)+ Cable Loss (dB) – Preamplifier(dB).
3. Measurement (dBuV/m) = Reading(dBuV) + C.F (Correction Factor).
4. The emission levels of other frequencies are very lower than the limit and not show in test report.

EUT	Omada 4G+Cat6 AX3000 Gigabit VPN Router	Date of Test	2023-09-10
Factor	DRH18-E	Temp. / Humidity	23°C /62%
Polarity	Vertical	Site / Test Engineer	AC2 / Marvin
Test Mode	802.11ac-40MHz_TX_Band2_CH 54_ANT 0+1+2	Test Voltage	AC 120V/60Hz

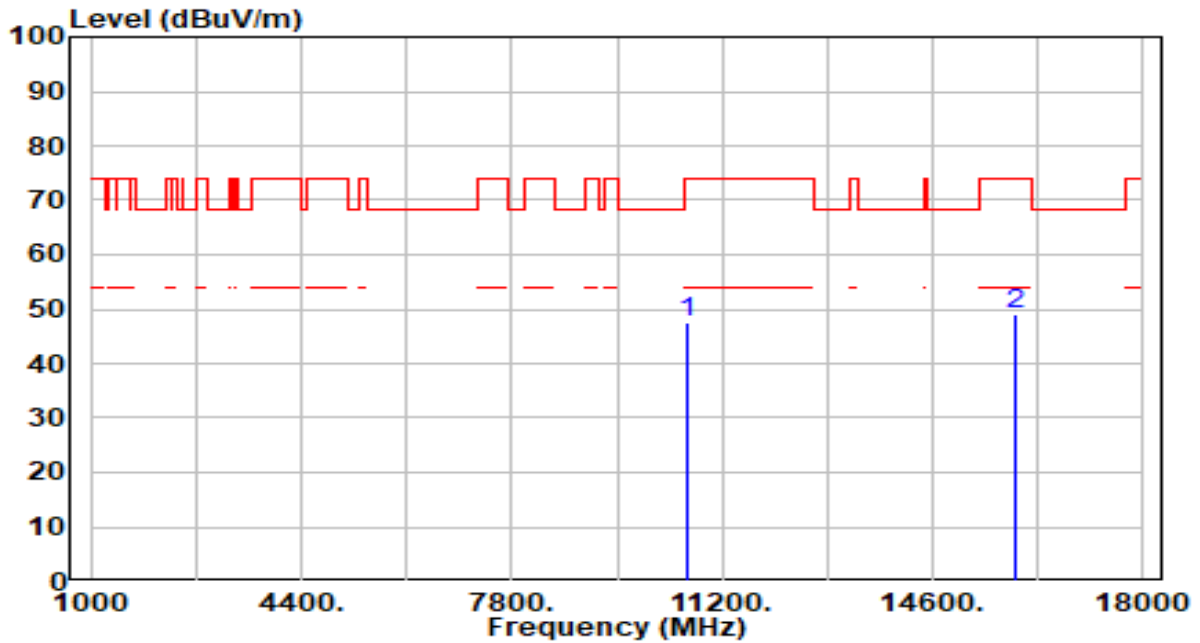


No	Frequency (MHz)	Reading (dBuV)	C.F (dB/m)	Measurement (dBuV/m)	Margin (dB)	Limit (dBuV/m)	Height (cm)	Angle (deg)	Remark (QP/PK/AV)
1	* 10540.000	44.40	2.63	47.03	-21.17	68.20	100	66	Peak
2	15810.000	45.01	5.06	50.07	-23.93	74.00	100	333	Peak

Note:

1. " \*", means this data is the worst emission level.
2. C.F (Correction Factor) = Antenna Factor (dB/m)+ Cable Loss (dB) – Pre-amplifier(dB).
3. Measurement (dBuV/m) = Reading(dBuV) + C.F (Correction Factor).
4. The emission levels of other frequencies are very lower than the limit and not show in test report.

EUT	Omada 4G+Cat6 AX3000 Gigabit VPN Router	Date of Test	2023-09-10
Factor	DRH18-E	Temp. / Humidity	23°C /62%
Polarity	Horizontal	Site / Test Engineer	AC2 / Marvin
Test Mode	802.11ac-40MHz_TX_Band2_CH 62_ANT 0+1+2	Test Voltage	AC 120V/60Hz

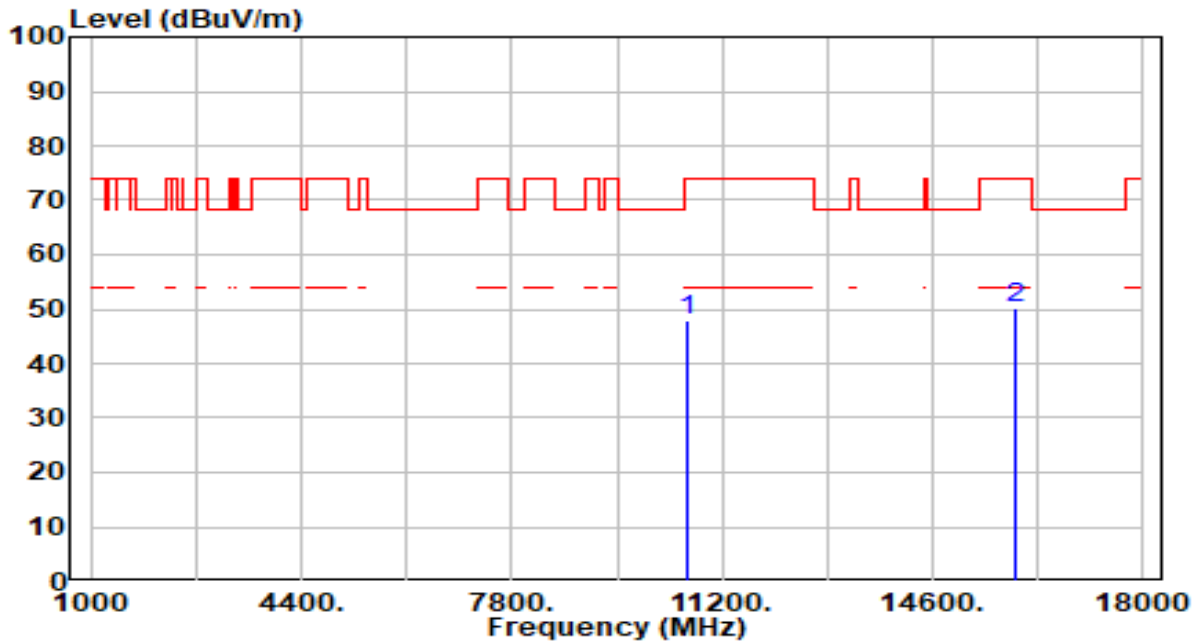


No	Frequency (MHz)	Reading (dBuV)	C.F (dB/m)	Measurement (dBuV/m)	Margin (dB)	Limit (dBuV/m)	Height (cm)	Angle (deg)	Remark (QP/PK/AV)
1	10620.000	44.95	2.61	47.56	-26.44	74.00	100	59	Peak
2	* 15930.000	43.84	5.15	48.99	-25.01	74.00	100	360	Peak

Note:

- " \*", means this data is the worst emission level.
- C.F (Correction Factor) = Antenna Factor (dB/m)+ Cable Loss (dB) – Pre-amplifier(dB).
- Measurement (dBuV/m) = Reading(dBuV) + C.F (Correction Factor).
- The emission levels of other frequencies are very lower than the limit and not show in test report.

EUT	Omada 4G+Cat6 AX3000 Gigabit VPN Router	Date of Test	2023-09-10
Factor	DRH18-E	Temp. / Humidity	23°C /62%
Polarity	Vertical	Site / Test Engineer	AC2 / Marvin
Test Mode	802.11ac-40MHz_TX_Band2_CH 62_ANT 0+1+2	Test Voltage	AC 120V/60Hz

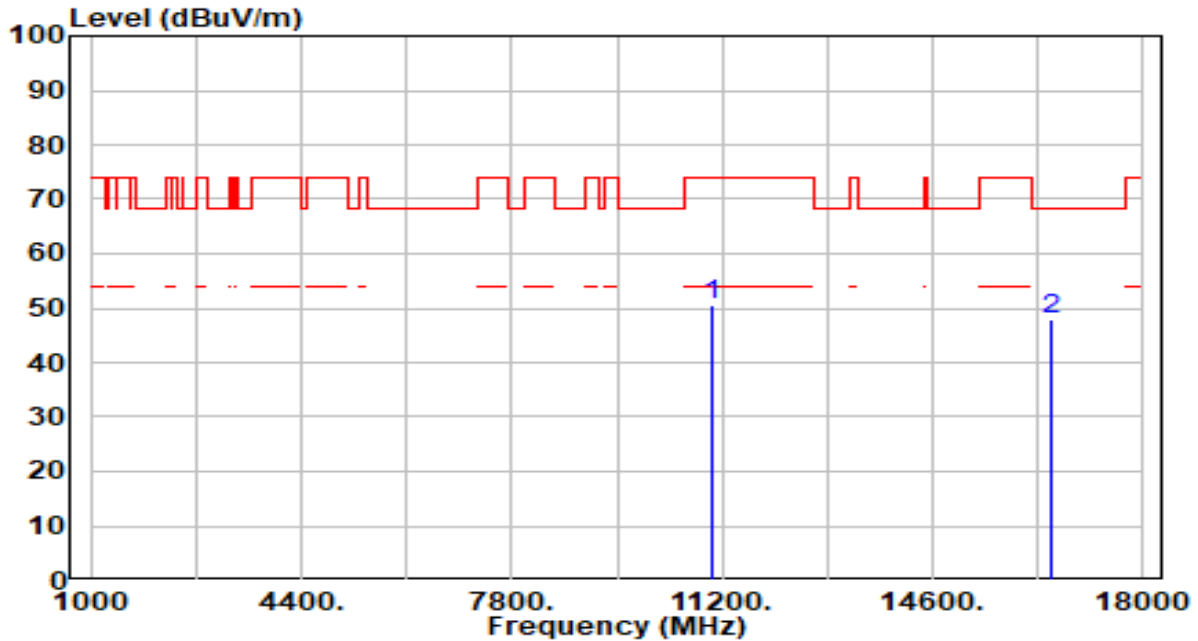


No	Frequency (MHz)	Reading (dBuV)	C.F (dB/m)	Measurement (dBuV/m)	Margin (dB)	Limit (dBuV/m)	Height (cm)	Angle (deg)	Remark (QP/PK/AV)
1	10620.000	45.20	2.61	47.82	-26.18	74.00	100	357	Peak
2	* 15930.000	45.19	5.15	50.34	-23.66	74.00	100	234	Peak

Note:

- "\*", means this data is the worst emission level.
- C.F (Correction Factor) = Antenna Factor (dB/m)+ Cable Loss (dB) – Pre-amplifier(dB).
- Measurement (dBuV/m) = Reading(dBuV) + C.F (Correction Factor).
- The emission levels of other frequencies are very lower than the limit and not show in test report.

EUT	Omada 4G+Cat6 AX3000 Gigabit VPN Router	Date of Test	2023-09-10
Factor	DRH18-E	Temp. / Humidity	23°C /62%
Polarity	Horizontal	Site / Test Engineer	AC2 / Marvin
Test Mode	802.11ac-40MHz_TX_Band3_CH 102_ANT 0+1+2	Test Voltage	AC 120V/60Hz

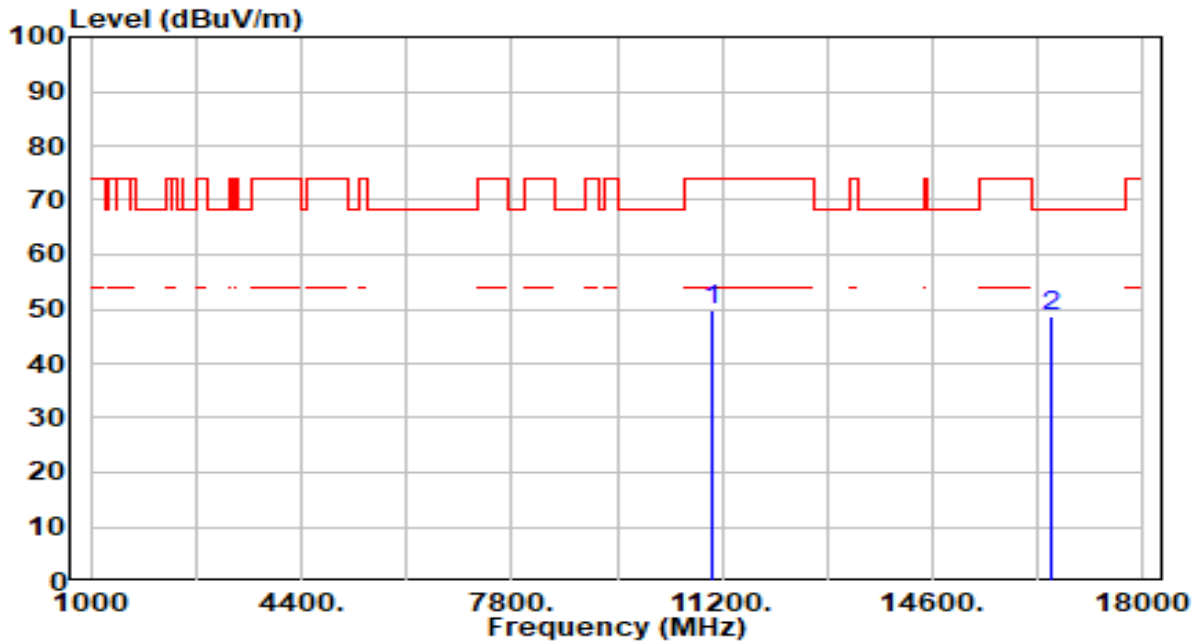


No	Frequency (MHz)	Reading (dBuV)	C.F (dB/m)	Measurement (dBuV/m)	Margin (dB)	Limit (dBuV/m)	Height (cm)	Angle (deg)	Remark (QP/PK/AV)
1	11020.000	47.91	2.66	50.57	-23.43	74.00	100	40	Peak
2	* 16530.000	43.44	4.63	48.06	-20.14	68.20	100	116	Peak

Note:

1. " \*", means this data is the worst emission level.
2. C.F (Correction Factor) = Antenna Factor (dB/m)+ Cable Loss (dB) – Preamplifier(dB).
3. Measurement (dBuV/m) = Reading(dBuV) + C.F (Correction Factor).
4. The emission levels of other frequencies are very lower than the limit and not show in test report.

EUT	Omada 4G+Cat6 AX3000 Gigabit VPN Router	Date of Test	2023-09-10
Factor	DRH18-E	Temp. / Humidity	23°C /62%
Polarity	Vertical	Site / Test Engineer	AC2 / Marvin
Test Mode	802.11ac-40MHz_TX_Band3_CH 102_ANT 0+1+2	Test Voltage	AC 120V/60Hz

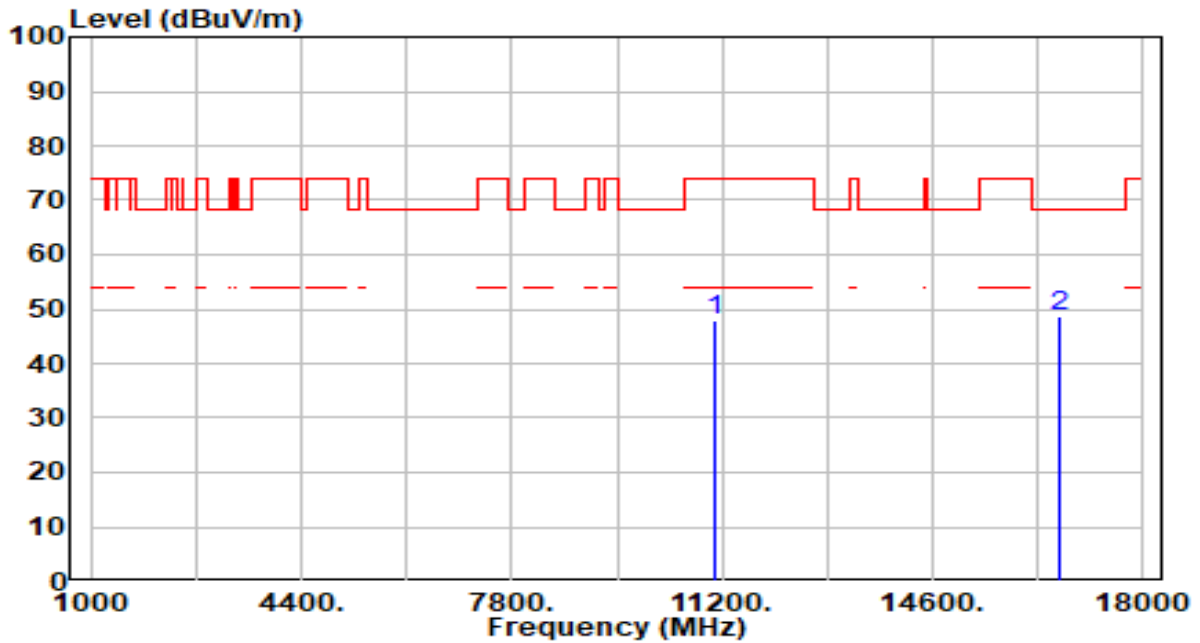


No	Frequency (MHz)	Reading (dBuV)	C.F (dB/m)	Measurement (dBuV/m)	Margin (dB)	Limit (dBuV/m)	Height (cm)	Angle (deg)	Remark (QP/PK/AV)
1	11020.000	47.27	2.66	49.93	-24.07	74.00	100	1	Peak
2	* 16530.000	44.14	4.63	48.77	-19.43	68.20	100	300	Peak

Note:

1. " \*", means this data is the worst emission level.
2. C.F (Correction Factor) = Antenna Factor (dB/m)+ Cable Loss (dB) – Pre-amplifier(dB).
3. Measurement (dBuV/m) = Reading(dBuV) + C.F (Correction Factor).
4. The emission levels of other frequencies are very lower than the limit and not show in test report.

EUT	Omada 4G+Cat6 AX3000 Gigabit VPN Router	Date of Test	2023-09-10
Factor	DRH18-E	Temp. / Humidity	23°C /62%
Polarity	Horizontal	Site / Test Engineer	AC2 / Marvin
Test Mode	802.11ac-40MHz_TX_Band3_CH 110_ANT 0+1+2	Test Voltage	AC 120V/60Hz

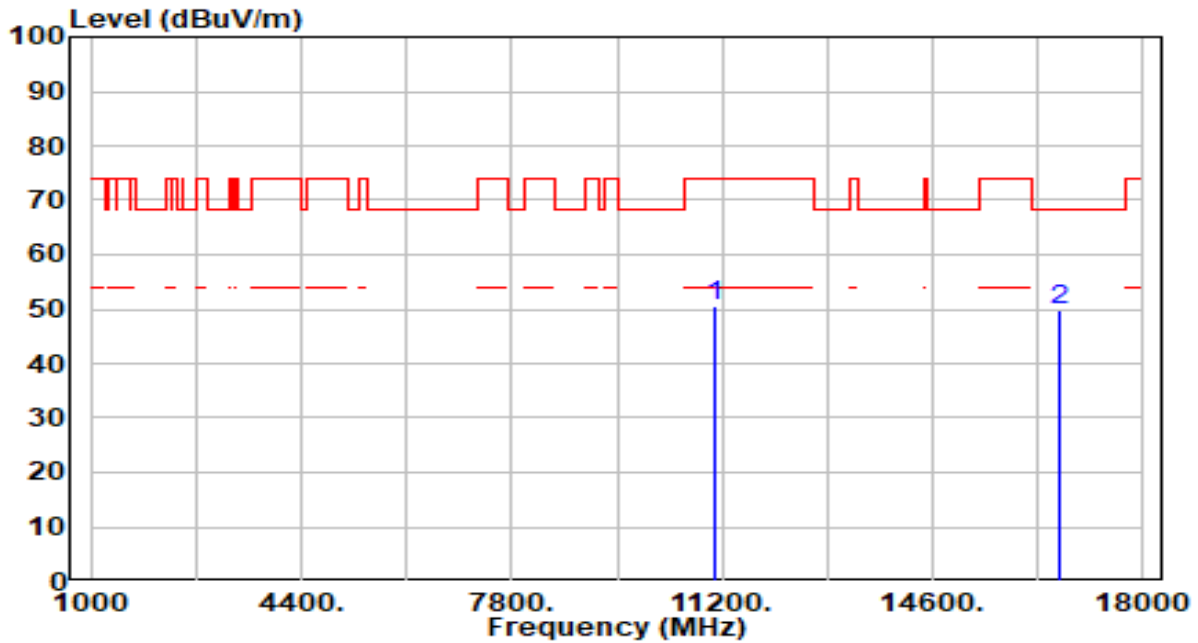


No	Frequency (MHz)	Reading (dBuV)	C.F (dB/m)	Measurement (dBuV/m)	Margin (dB)	Limit (dBuV/m)	Height (cm)	Angle (deg)	Remark (QP/PK/AV)
1	11100.000	45.03	2.90	47.92	-26.08	74.00	100	232	Peak
2	* 16650.000	44.14	4.63	48.77	-19.43	68.20	100	232	Peak

Note:

1. " \*", means this data is the worst emission level.
2. C.F (Correction Factor) = Antenna Factor (dB/m)+ Cable Loss (dB) – Pre-amplifier(dB).
3. Measurement (dBuV/m) = Reading(dBuV) + C.F (Correction Factor).
4. The emission levels of other frequencies are very lower than the limit and not show in test report.

EUT	Omada 4G+Cat6 AX3000 Gigabit VPN Router	Date of Test	2023-09-10
Factor	DRH18-E	Temp. / Humidity	23°C /62%
Polarity	Vertical	Site / Test Engineer	AC2 / Marvin
Test Mode	802.11ac-40MHz_TX_Band3_CH 110_ANT 0+1+2	Test Voltage	AC 120V/60Hz



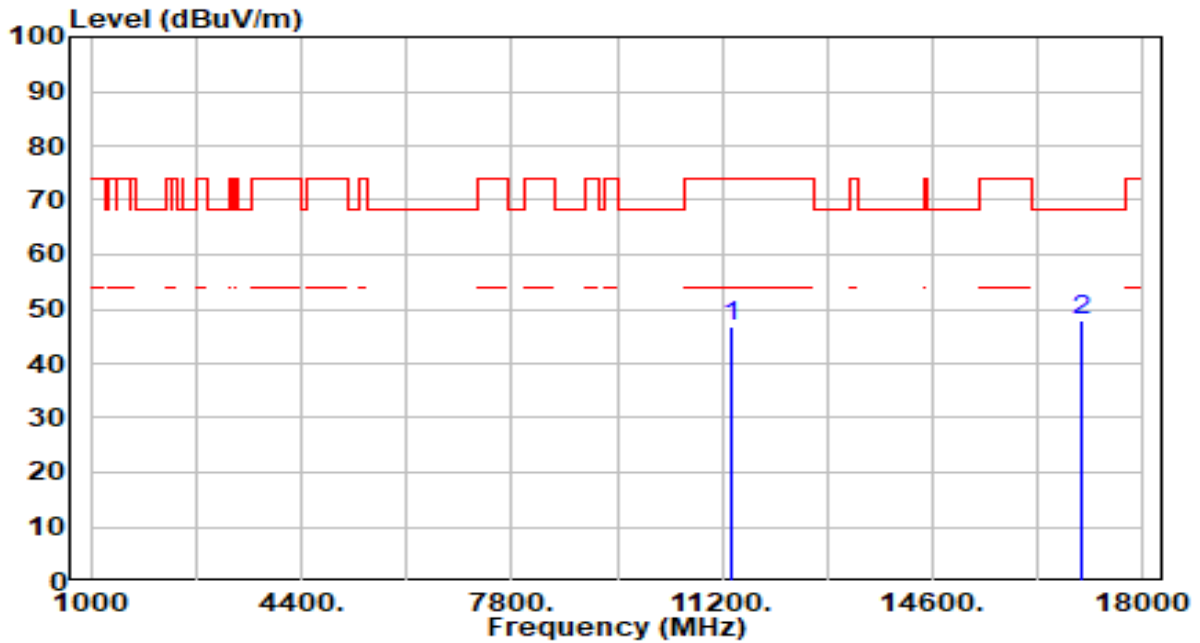
No	Frequency (MHz)	Reading (dBuV)	C.F (dB/m)	Measurement (dBuV/m)	Margin (dB)	Limit (dBuV/m)	Height (cm)	Angle (deg)	Remark (QP/PK/AV)
1	11100.000	47.58	2.90	50.47	-23.53	74.00	100	13	Peak
2	* 16650.000	45.08	4.63	49.71	-18.49	68.20	100	297	Peak

Note:

1. " \*", means this data is the worst emission level.
2. C.F (Correction Factor) = Antenna Factor (dB/m)+ Cable Loss (dB) – Pre-amplifier(dB).
3. Measurement (dBuV/m) = Reading(dBuV) + C.F (Correction Factor).
4. The emission levels of other frequencies are very lower than the limit and not show in test report.



EUT	Omada 4G+Cat6 AX3000 Gigabit VPN Router	Date of Test	2023-09-10
Factor	DRH18-E	Temp. / Humidity	23°C /62%
Polarity	Horizontal	Site / Test Engineer	AC2 / Marvin
Test Mode	802.11ac-40MHz_TX_Band3_CH 134_ANT 0+1+2	Test Voltage	AC 120V/60Hz

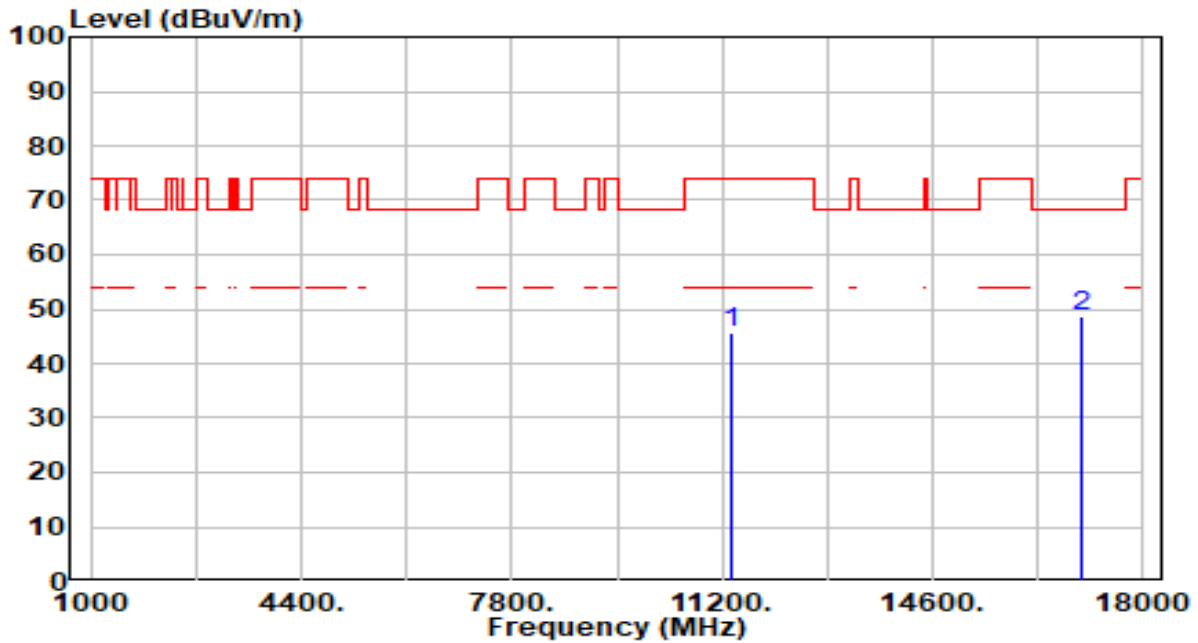


No	Frequency (MHz)	Reading (dBuV)	C.F (dB/m)	Measurement (dBuV/m)	Margin (dB)	Limit (dBuV/m)	Height (cm)	Angle (deg)	Remark (QP/PK/AV)
1	11340.000	43.54	3.39	46.93	-27.07	74.00	100	132	Peak
2	* 17010.000	42.82	5.00	47.81	-20.39	68.20	100	332	Peak

Note:

1. " \*", means this data is the worst emission level.
2. C.F (Correction Factor) = Antenna Factor (dB/m)+ Cable Loss (dB) – Pre-amplifier(dB).
3. Measurement (dBuV/m) = Reading(dBuV) + C.F (Correction Factor).
4. The emission levels of other frequencies are very lower than the limit and not show in test report.

EUT	Omada 4G+Cat6 AX3000 Gigabit VPN Router	Date of Test	2023-09-10
Factor	DRH18-E	Temp. / Humidity	23°C /62%
Polarity	Vertical	Site / Test Engineer	AC2 / Marvin
Test Mode	802.11ac-40MHz_TX_Band3_CH 134_ANT 0+1+2	Test Voltage	AC 120V/60Hz

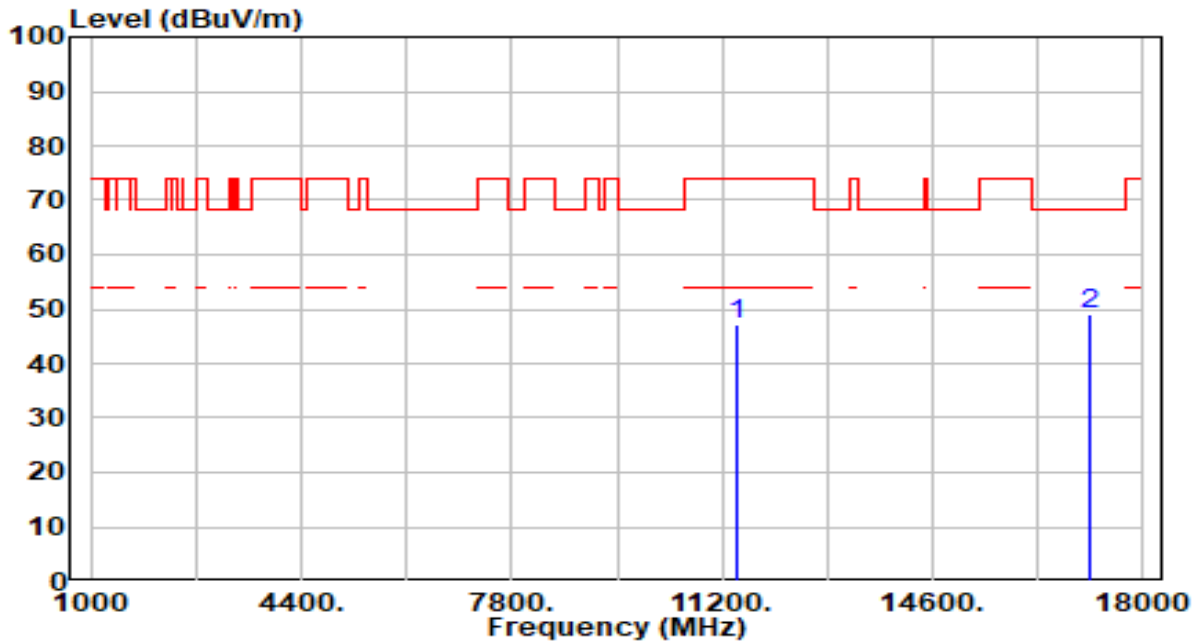


No	Frequency (MHz)	Reading (dBuV)	C.F (dB/m)	Measurement (dBuV/m)	Margin (dB)	Limit (dBuV/m)	Height (cm)	Angle (deg)	Remark (QP/PK/AV)
1	11340.000	42.26	3.39	45.65	-28.35	74.00	100	296	Peak
2	* 17010.000	43.64	5.00	48.64	-19.56	68.20	100	260	Peak

Note:

1. " \*", means this data is the worst emission level.
2. C.F (Correction Factor) = Antenna Factor (dB/m)+ Cable Loss (dB) – Pre-amplifier(dB).
3. Measurement (dBuV/m) = Reading(dBuV) + C.F (Correction Factor).
4. The emission levels of other frequencies are very lower than the limit and not show in test report.

EUT	Omada 4G+Cat6 AX3000 Gigabit VPN Router	Date of Test	2023-09-10
Factor	DRH18-E	Temp. / Humidity	23°C /62%
Polarity	Horizontal	Site / Test Engineer	AC2 / Marvin
Test Mode	802.11ac-40MHz_TX_Band3_CH 142_ANT 0+1+2	Test Voltage	AC 120V/60Hz

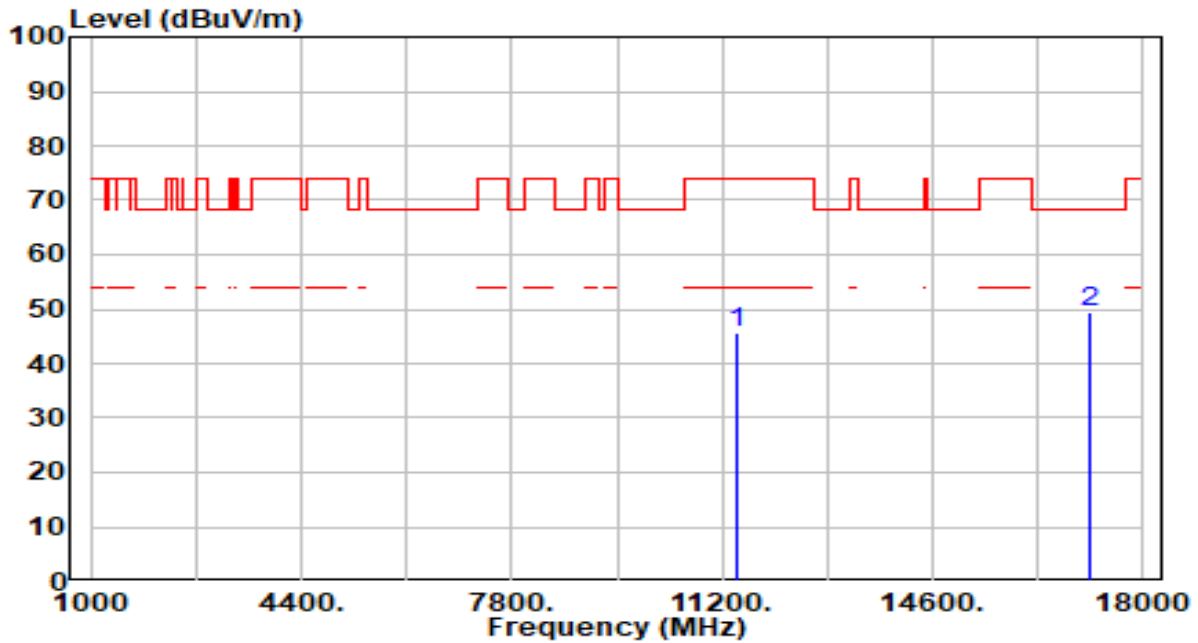


No	Frequency (MHz)	Reading (dBuV)	C.F (dB/m)	Measurement (dBuV/m)	Margin (dB)	Limit (dBuV/m)	Height (cm)	Angle (deg)	Remark (QP/PK/AV)
1	11420.000	43.56	3.50	47.06	-26.94	74.00	100	207	Peak
2	* 17130.000	44.42	4.72	49.15	-19.05	68.20	100	312	Peak

Note:

1. " \*", means this data is the worst emission level.
2. C.F (Correction Factor) = Antenna Factor (dB/m)+ Cable Loss (dB) – Pre-amplifier(dB).
3. Measurement (dBuV/m) = Reading(dBuV) + C.F (Correction Factor).
4. The emission levels of other frequencies are very lower than the limit and not show in test report.

EUT	Omada 4G+Cat6 AX3000 Gigabit VPN Router	Date of Test	2023-09-10
Factor	DRH18-E	Temp. / Humidity	23°C /62%
Polarity	Vertical	Site / Test Engineer	AC2 / Marvin
Test Mode	802.11ac-40MHz_TX_Band3_CH 142_ANT 0+1+2	Test Voltage	AC 120V/60Hz

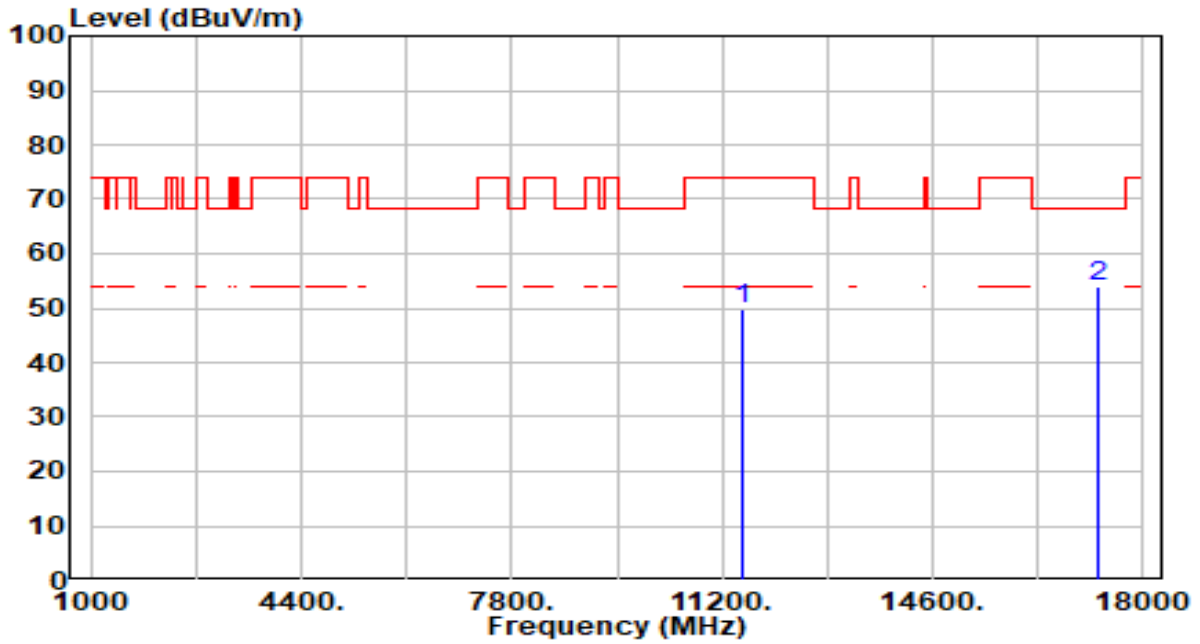


No	Frequency (MHz)	Reading (dBuV)	C.F (dB/m)	Measurement (dBuV/m)	Margin (dB)	Limit (dBuV/m)	Height (cm)	Angle (deg)	Remark (QP/PK/AV)
1	11420.000	42.12	3.50	45.62	-28.38	74.00	100	96	Peak
2	* 17130.000	44.63	4.72	49.36	-18.84	68.20	100	326	Peak

Note:

- "\*", means this data is the worst emission level.
- C.F (Correction Factor) = Antenna Factor (dB/m)+ Cable Loss (dB) – Pre-amplifier(dB).
- Measurement (dBuV/m) = Reading(dBuV) + C.F (Correction Factor).
- The emission levels of other frequencies are very lower than the limit and not show in test report.

EUT	Omada 4G+Cat6 AX3000 Gigabit VPN Router	Date of Test	2023-09-10
Factor	DRH18-E	Temp. / Humidity	23°C /62%
Polarity	Horizontal	Site / Test Engineer	AC2 / Marvin
Test Mode	802.11ac-40MHz_TX_Band4_CH 151_ANT 0+1+2	Test Voltage	AC 120V/60Hz

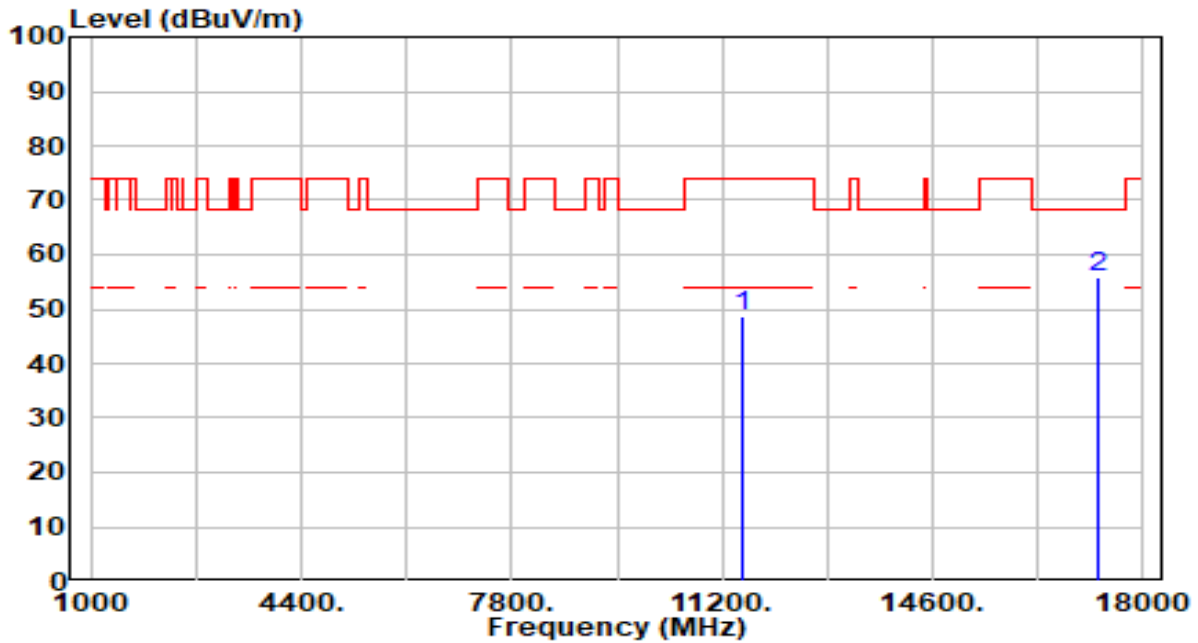


No	Frequency (MHz)	Reading (dBuV)	C.F (dB/m)	Measurement (dBuV/m)	Margin (dB)	Limit (dBuV/m)	Height (cm)	Angle (deg)	Remark (QP/PK/AV)
1	11510.000	46.19	3.59	49.78	-24.22	74.00	100	128	Peak
2	* 17265.000	49.53	4.35	53.88	-14.32	68.20	100	232	Peak

Note:

1. " \*", means this data is the worst emission level.
2. C.F (Correction Factor) = Antenna Factor (dB/m)+ Cable Loss (dB) – Preamplifier(dB).
3. Measurement (dBuV/m) = Reading(dBuV) + C.F (Correction Factor).
4. The emission levels of other frequencies are very lower than the limit and not show in test report.

EUT	Omada 4G+Cat6 AX3000 Gigabit VPN Router	Date of Test	2023-09-10
Factor	DRH18-E	Temp. / Humidity	23°C /62%
Polarity	Vertical	Site / Test Engineer	AC2 / Marvin
Test Mode	802.11ac-40MHz_TX_Band4_CH 151_ANT 0+1+2	Test Voltage	AC 120V/60Hz

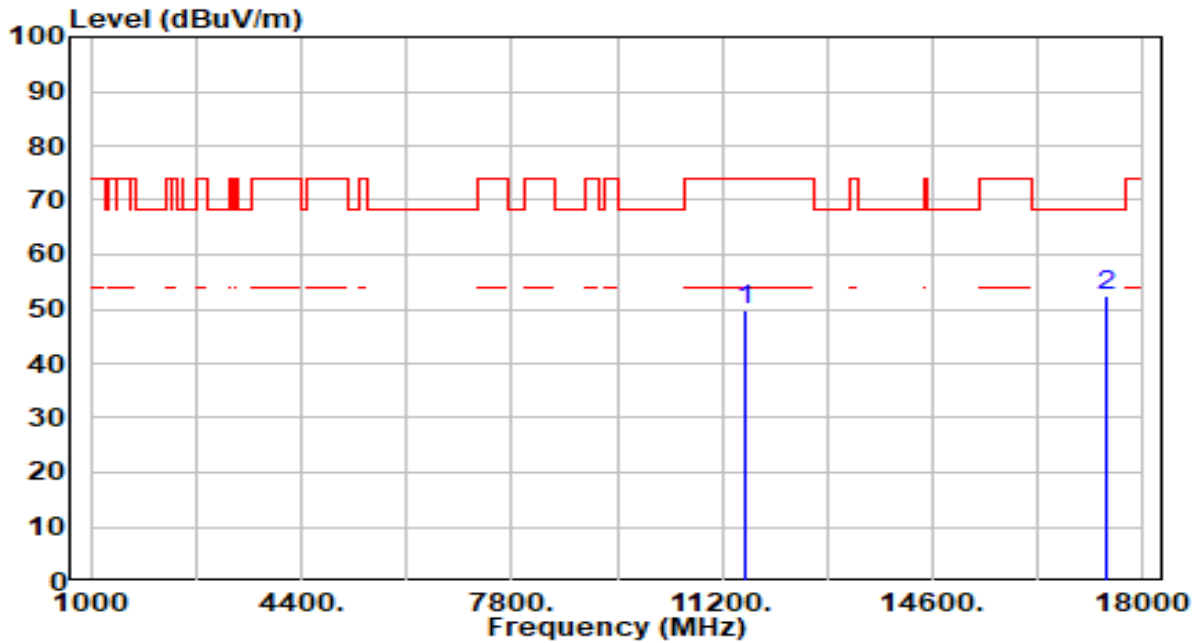


No	Frequency (MHz)	Reading (dBuV)	C.F (dB/m)	Measurement (dBuV/m)	Margin (dB)	Limit (dBuV/m)	Height (cm)	Angle (deg)	Remark (QP/PK/AV)
1	11510.000	45.20	3.59	48.79	-25.21	74.00	100	53	Peak
2	* 17265.000	51.55	4.35	55.90	-12.30	68.20	100	117	Peak

Note:

1. " \*", means this data is the worst emission level.
2. C.F (Correction Factor) = Antenna Factor (dB/m)+ Cable Loss (dB) – Preamplifier(dB).
3. Measurement (dBuV/m) = Reading(dBuV) + C.F (Correction Factor).
4. The emission levels of other frequencies are very lower than the limit and not show in test report.

EUT	Omada 4G+Cat6 AX3000 Gigabit VPN Router	Date of Test	2023-09-10
Factor	DRH18-E	Temp. / Humidity	23°C /62%
Polarity	Horizontal	Site / Test Engineer	AC2 / Marvin
Test Mode	802.11ac-40MHz_TX_Band4_CH 159_ANT 0+1+2	Test Voltage	AC 120V/60Hz

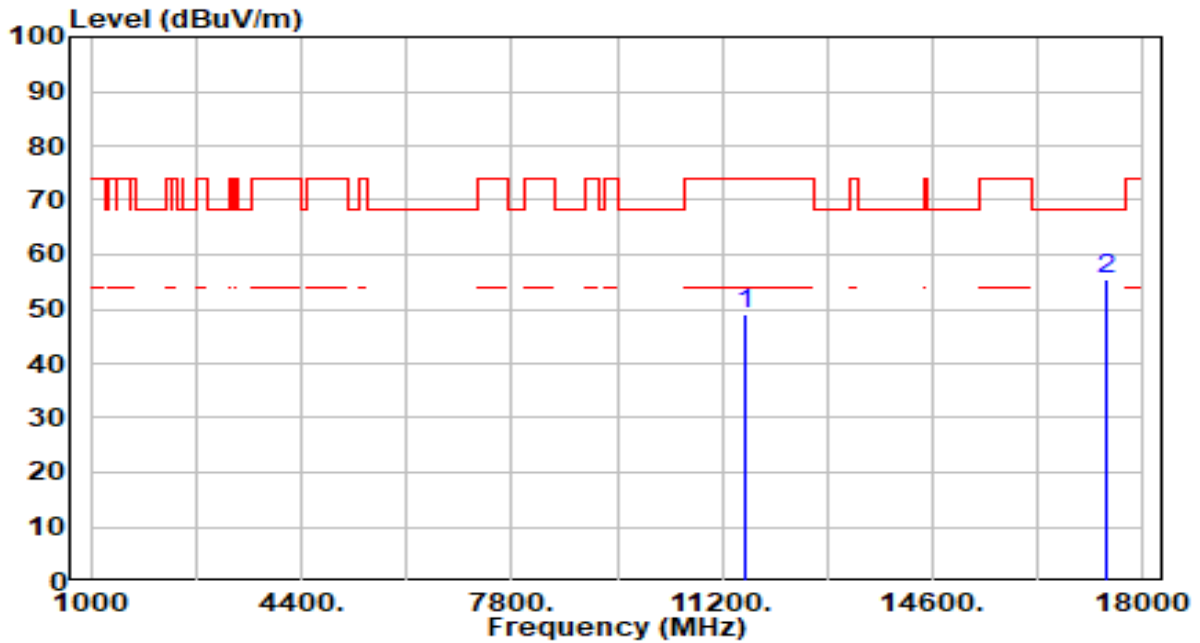


No	Frequency (MHz)	Reading (dBuV)	C.F (dB/m)	Measurement (dBuV/m)	Margin (dB)	Limit (dBuV/m)	Height (cm)	Angle (deg)	Remark (QP/PK/AV)
1	11590.000	46.29	3.67	49.96	-24.04	74.00	100	238	Peak
2	* 17385.000	48.43	3.96	52.39	-15.81	68.20	100	226	Peak

Note:

1. " \*", means this data is the worst emission level.
2. C.F (Correction Factor) = Antenna Factor (dB/m)+ Cable Loss (dB) – Pre-amplifier(dB).
3. Measurement (dBuV/m) = Reading(dBuV) + C.F (Correction Factor).
4. The emission levels of other frequencies are very lower than the limit and not show in test report.

EUT	Omada 4G+Cat6 AX3000 Gigabit VPN Router	Date of Test	2023-09-10
Factor	DRH18-E	Temp. / Humidity	23°C /62%
Polarity	Vertical	Site / Test Engineer	AC2 / Marvin
Test Mode	802.11ac-40MHz_TX_Band4_CH 159_ANT 0+1+2	Test Voltage	AC 120V/60Hz



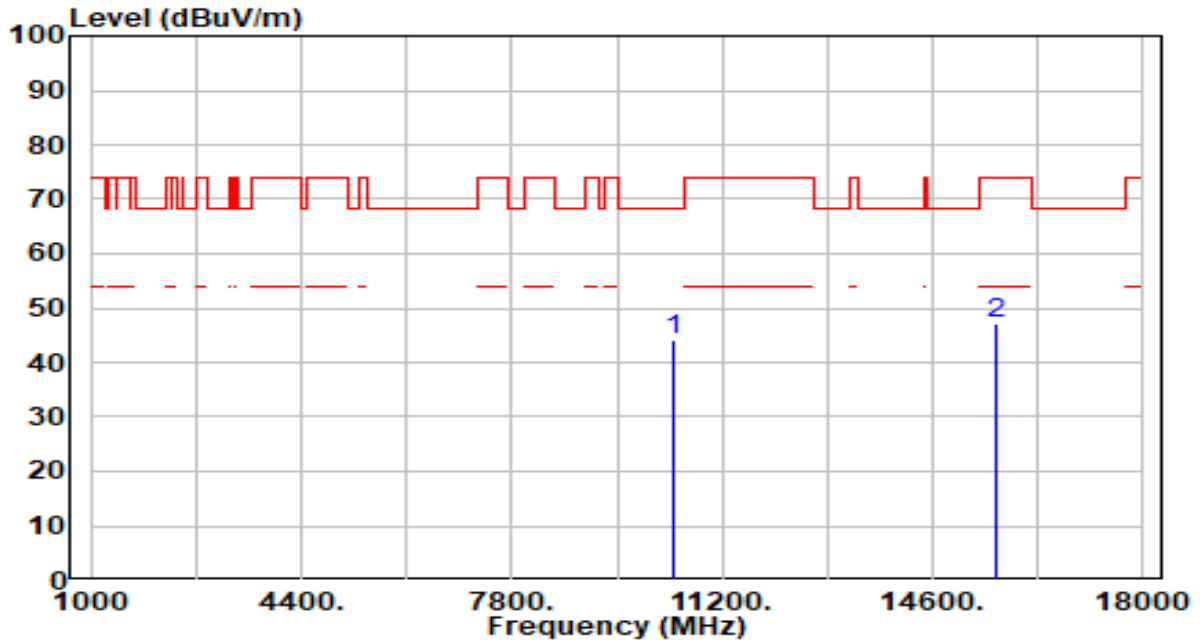
No	Frequency (MHz)	Reading (dBuV)	C.F (dB/m)	Measurement (dBuV/m)	Margin (dB)	Limit (dBuV/m)	Height (cm)	Angle (deg)	Remark (QP/PK/AV)
1	11590.000	45.39	3.67	49.06	-24.94	74.00	100	58	Peak
2	* 17385.000	51.47	3.96	55.43	-12.77	68.20	100	170	Peak

Note:

1. " \*", means this data is the worst emission level.
2. C.F (Correction Factor) = Antenna Factor (dB/m)+ Cable Loss (dB) – Pre-amplifier(dB).
3. Measurement (dBuV/m) = Reading(dBuV) + C.F (Correction Factor).
4. The emission levels of other frequencies are very lower than the limit and not show in test report.



EUT	Omada 4G+Cat6 AX3000 Gigabit VPN Router	Date of Test	2023-09-10
Factor	DRH18-E	Temp. / Humidity	23°C /62%
Polarity	Horizontal	Site / Test Engineer	AC2 / Marvin
Test Mode	802.11ac-80MHz_TX_Band1_CH 42_ANT 0+1+2	Test Voltage	AC 120V/60Hz

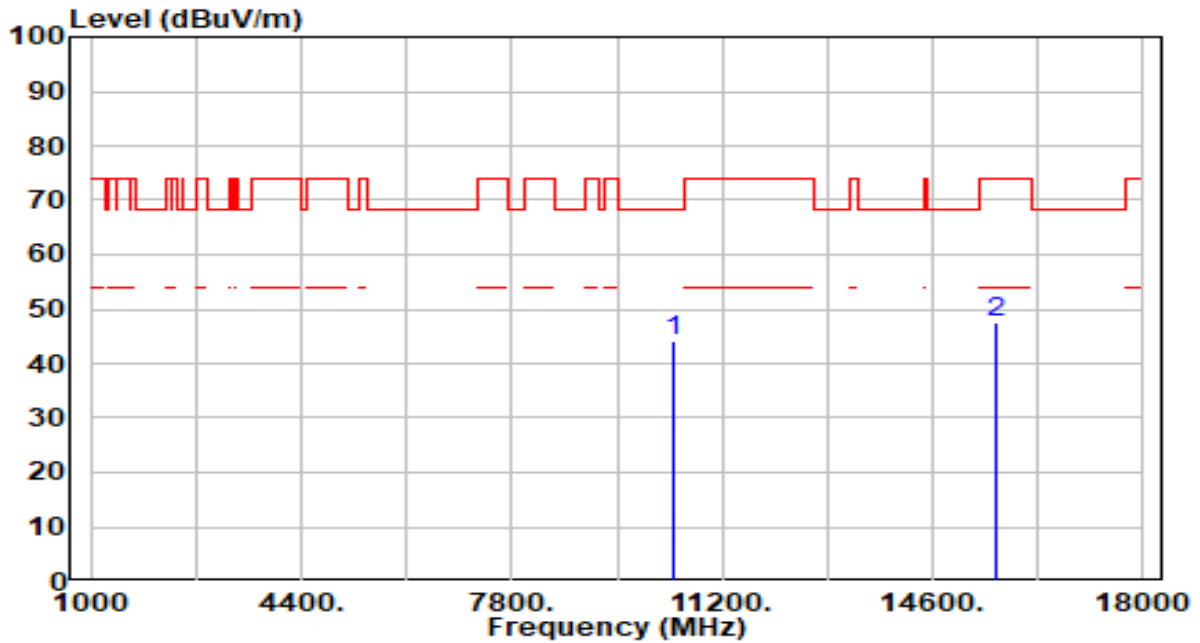


No	Frequency (MHz)	Reading (dBuV)	C.F (dB/m)	Measurement (dBuV/m)	Margin (dB)	Limit (dBuV/m)	Height (cm)	Angle (deg)	Remark (QP/PK/AV)
1	*	41.59	2.74	44.33	-23.87	68.20	100	46	Peak
2		42.75	4.59	47.34	-26.66	74.00	100	274	Peak

Note:

1. " \*", means this data is the worst emission level.
2. C.F (Correction Factor) = Antenna Factor (dB/m)+ Cable Loss (dB) – Preamplifier(dB).
3. Measurement (dBuV/m) = Reading(dBuV) + C.F (Correction Factor).
4. The emission levels of other frequencies are very lower than the limit and not show in test report.

EUT	Omada 4G+Cat6 AX3000 Gigabit VPN Router	Date of Test	2023-09-10
Factor	DRH18-E	Temp. / Humidity	23°C /62%
Polarity	Vertical	Site / Test Engineer	AC2 / Marvin
Test Mode	802.11ac-80MHz_TX_Band1_CH 42_ANT 0+1+2	Test Voltage	AC 120V/60Hz

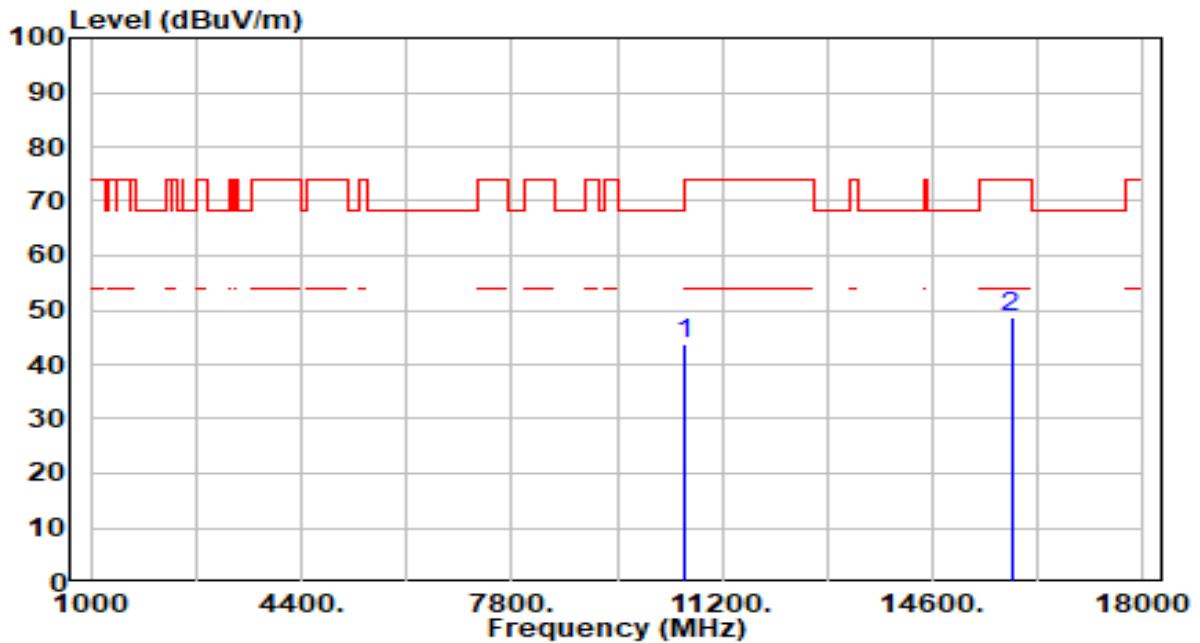


No	Frequency (MHz)	Reading (dBuV)	C.F (dB/m)	Measurement (dBuV/m)	Margin (dB)	Limit (dBuV/m)	Height (cm)	Angle (deg)	Remark (QP/PK/AV)
1	* 10420.000	41.49	2.74	44.23	-23.97	68.20	100	122	Peak
2	15630.000	43.12	4.59	47.71	-26.29	74.00	100	86	Peak

Note:

1. " \*", means this data is the worst emission level.
2. C.F (Correction Factor) = Antenna Factor (dB/m)+ Cable Loss (dB) – Pre-amplifier(dB).
3. Measurement (dBuV/m) = Reading(dBuV) + C.F (Correction Factor).
4. The emission levels of other frequencies are very lower than the limit and not show in test report.

EUT	Omada 4G+Cat6 AX3000 Gigabit VPN Router	Date of Test	2023-09-10
Factor	DRH18-E	Temp. / Humidity	23°C /62%
Polarity	Horizontal	Site / Test Engineer	AC2 / Marvin
Test Mode	802.11ac-80MHz_TX_Band2_CH 58_ANT 0+1+2	Test Voltage	AC 120V/60Hz

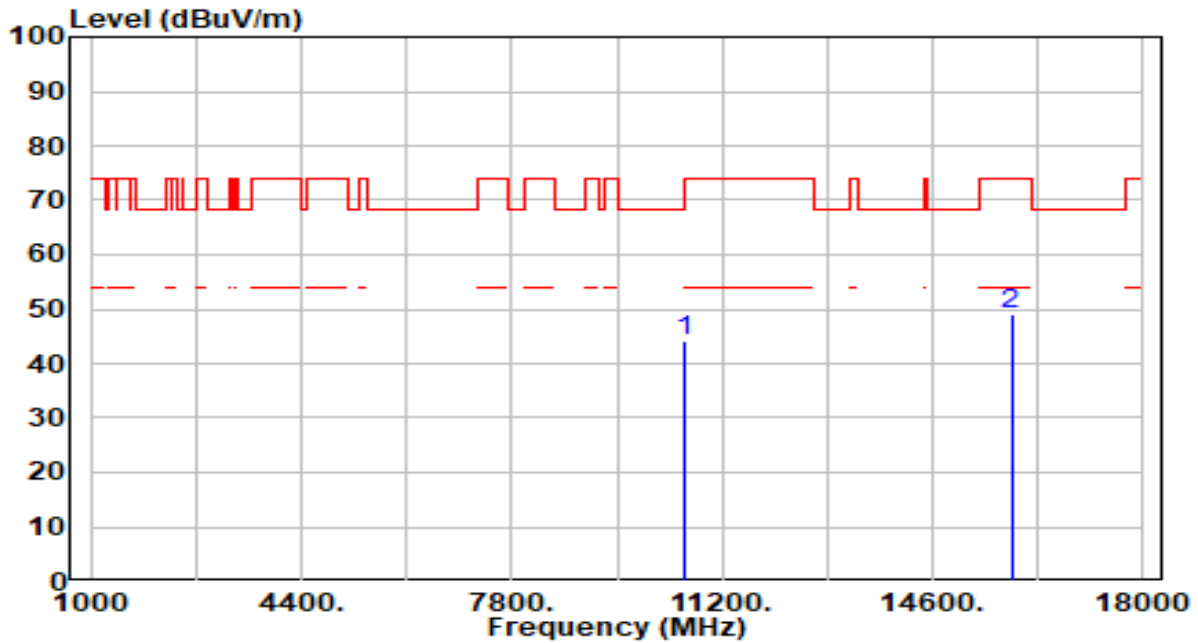


No	Frequency (MHz)	Reading (dBuV)	C.F (dB/m)	Measurement (dBuV/m)	Margin (dB)	Limit (dBuV/m)	Height (cm)	Angle (deg)	Remark (QP/PK/AV)
1	*	41.21	2.61	43.82	-24.38	68.20	100	110	Peak
2		43.55	5.11	48.65	-25.35	74.00	100	170	Peak

Note:

1. " \*", means this data is the worst emission level.
2. C.F (Correction Factor) = Antenna Factor (dB/m)+ Cable Loss (dB) – Preamplifier(dB).
3. Measurement (dBuV/m) = Reading(dBuV) + C.F (Correction Factor).
4. The emission levels of other frequencies are very lower than the limit and not show in test report.

EUT	Omada 4G+Cat6 AX3000 Gigabit VPN Router	Date of Test	2023-09-10
Factor	DRH18-E	Temp. / Humidity	23°C /62%
Polarity	Vertical	Site / Test Engineer	AC2 / Marvin
Test Mode	802.11ac-80MHz_TX_Band2_CH 58_ANT 0+1+2	Test Voltage	AC 120V/60Hz

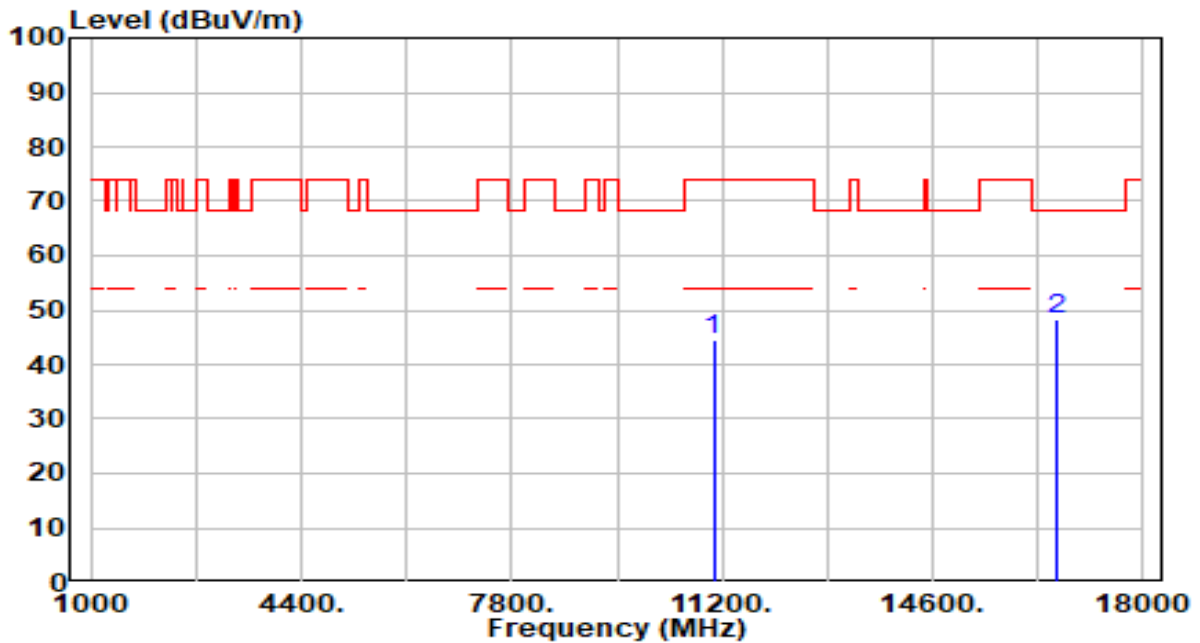


No	Frequency (MHz)	Reading (dBuV)	C.F (dB/m)	Measurement (dBuV/m)	Margin (dB)	Limit (dBuV/m)	Height (cm)	Angle (deg)	Remark (QP/PK/AV)
1	* 10580.000	41.49	2.61	44.10	-24.10	68.20	100	193	Peak
2	15870.000	43.86	5.11	48.97	-25.03	74.00	100	205	Peak

Note:

1. " \*", means this data is the worst emission level.
2. C.F (Correction Factor) = Antenna Factor (dB/m)+ Cable Loss (dB) – Pre-amplifier(dB).
3. Measurement (dBuV/m) = Reading(dBuV) + C.F (Correction Factor).
4. The emission levels of other frequencies are very lower than the limit and not show in test report.

EUT	Omada 4G+Cat6 AX3000 Gigabit VPN Router	Date of Test	2023-09-10
Factor	DRH18-E	Temp. / Humidity	23°C /62%
Polarity	Horizontal	Site / Test Engineer	AC2 / Marvin
Test Mode	802.11ac-80MHz_TX_Band3_CH 106_ANT 0+1+2	Test Voltage	AC 120V/60Hz

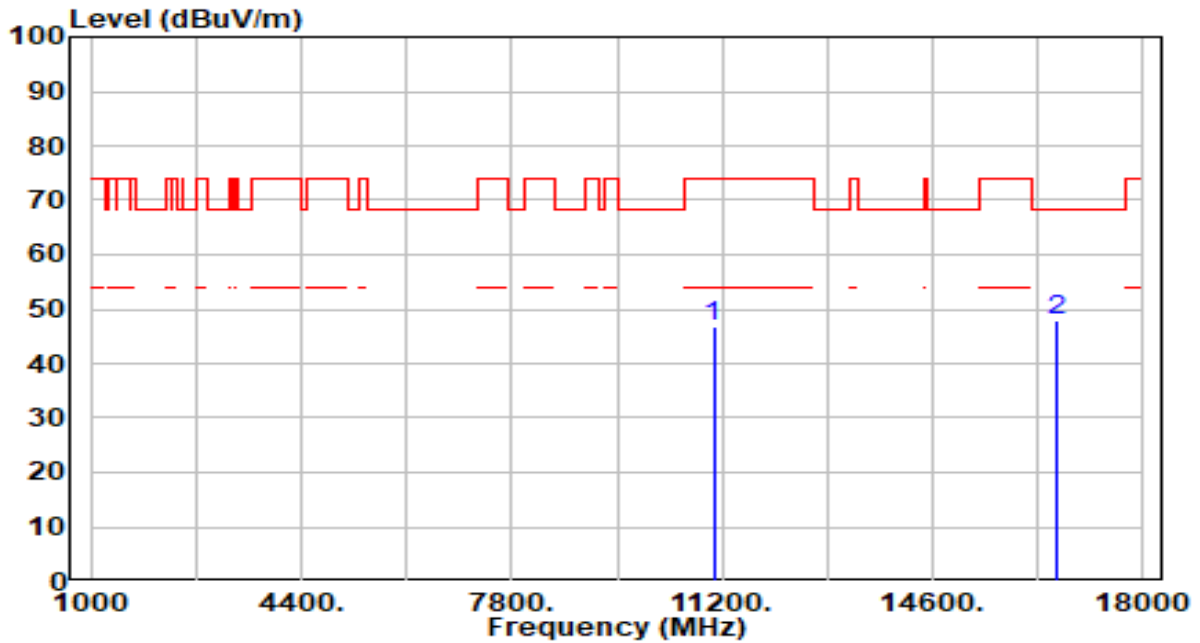


No	Frequency (MHz)	Reading (dBuV)	C.F (dB/m)	Measurement (dBuV/m)	Margin (dB)	Limit (dBuV/m)	Height (cm)	Angle (deg)	Remark (QP/PK/AV)
1	11060.000	41.83	2.78	44.61	-29.39	74.00	100	223	Peak
2	* 16590.000	43.81	4.62	48.43	-19.77	68.20	100	108	Peak

Note:

1. " \*", means this data is the worst emission level.
2. C.F (Correction Factor) = Antenna Factor (dB/m)+ Cable Loss (dB) – Preamplifier(dB).
3. Measurement (dBuV/m) = Reading(dBuV) + C.F (Correction Factor).
4. The emission levels of other frequencies are very lower than the limit and not show in test report.

EUT	Omada 4G+Cat6 AX3000 Gigabit VPN Router	Date of Test	2023-09-10
Factor	DRH18-E	Temp. / Humidity	23°C /62%
Polarity	Vertical	Site / Test Engineer	AC2 / Marvin
Test Mode	802.11ac-80MHz_TX_Band3_CH 106_ANT 0+1+2	Test Voltage	AC 120V/60Hz

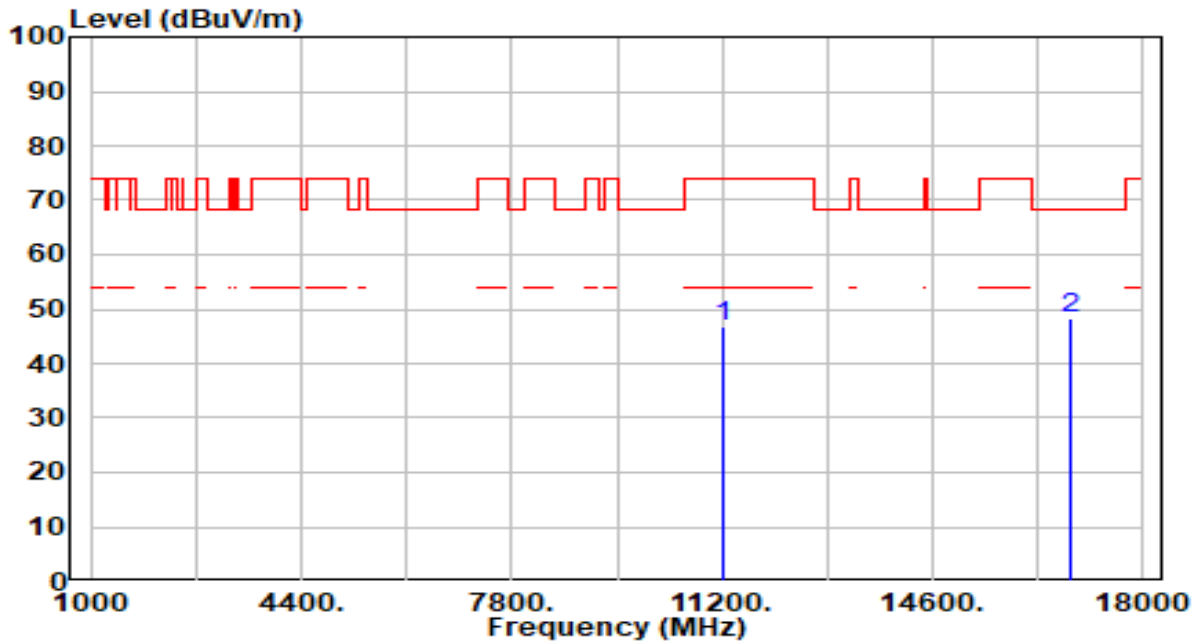


No	Frequency (MHz)	Reading (dBuV)	C.F (dB/m)	Measurement (dBuV/m)	Margin (dB)	Limit (dBuV/m)	Height (cm)	Angle (deg)	Remark (QP/PK/AV)
1	11060.000	43.95	2.78	46.73	-27.27	74.00	100	54	Peak
2	* 16590.000	43.43	4.62	48.05	-20.15	68.20	100	166	Peak

Note:

1. " \*", means this data is the worst emission level.
2. C.F (Correction Factor) = Antenna Factor (dB/m)+ Cable Loss (dB) – Pre-amplifier(dB).
3. Measurement (dBuV/m) = Reading(dBuV) + C.F (Correction Factor).
4. The emission levels of other frequencies are very lower than the limit and not show in test report.

EUT	Omada 4G+Cat6 AX3000 Gigabit VPN Router	Date of Test	2023-09-10
Factor	DRH18-E	Temp. / Humidity	23°C /62%
Polarity	Horizontal	Site / Test Engineer	AC2 / Marvin
Test Mode	802.11ac-80MHz_TX_Band3_CH 122_ANT 0+1+2	Test Voltage	AC 120V/60Hz

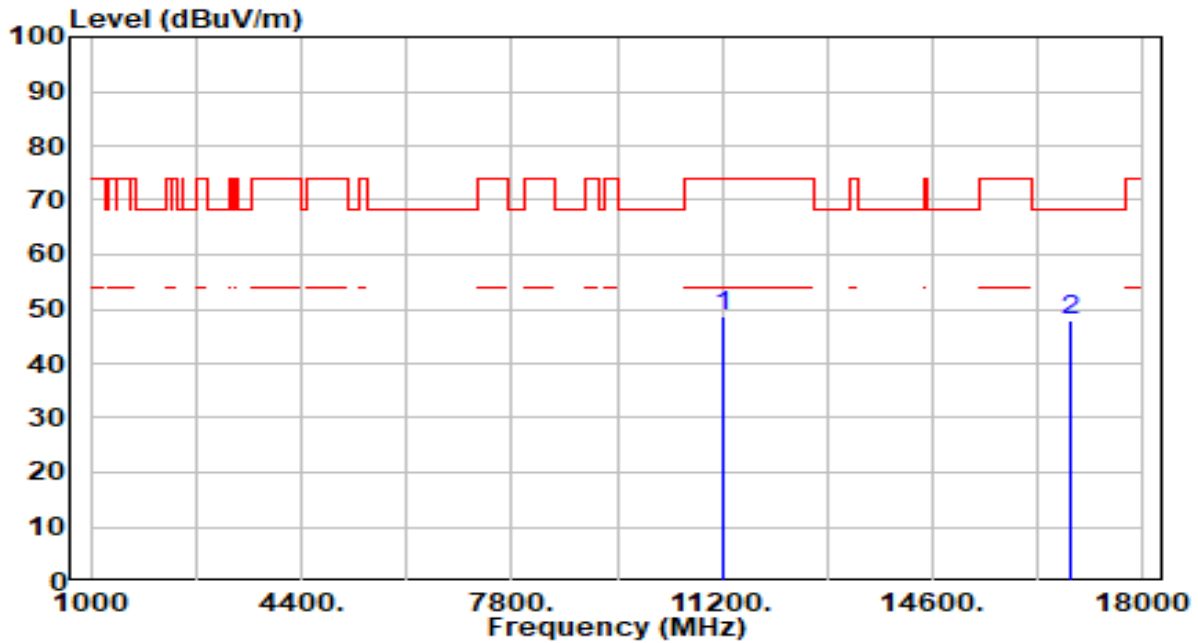


No	Frequency (MHz)	Reading (dBuV)	C.F (dB/m)	Measurement (dBuV/m)	Margin (dB)	Limit (dBuV/m)	Height (cm)	Angle (deg)	Remark (QP/PK/AV)
1	11220.000	43.54	3.22	46.76	-27.24	74.00	100	344	Peak
2	* 16830.000	43.84	4.61	48.45	-19.75	68.20	100	0	Peak

Note:

1. " \*", means this data is the worst emission level.
2. C.F (Correction Factor) = Antenna Factor (dB/m)+ Cable Loss (dB) – Preamplifier(dB).
3. Measurement (dBuV/m) = Reading(dBuV) + C.F (Correction Factor).
4. The emission levels of other frequencies are very lower than the limit and not show in test report.

EUT	Omada 4G+Cat6 AX3000 Gigabit VPN Router	Date of Test	2023-09-10
Factor	DRH18-E	Temp. / Humidity	23°C /62%
Polarity	Vertical	Site / Test Engineer	AC2 / Marvin
Test Mode	802.11ac-80MHz_TX_Band3_CH 122_ANT 0+1+2	Test Voltage	AC 120V/60Hz



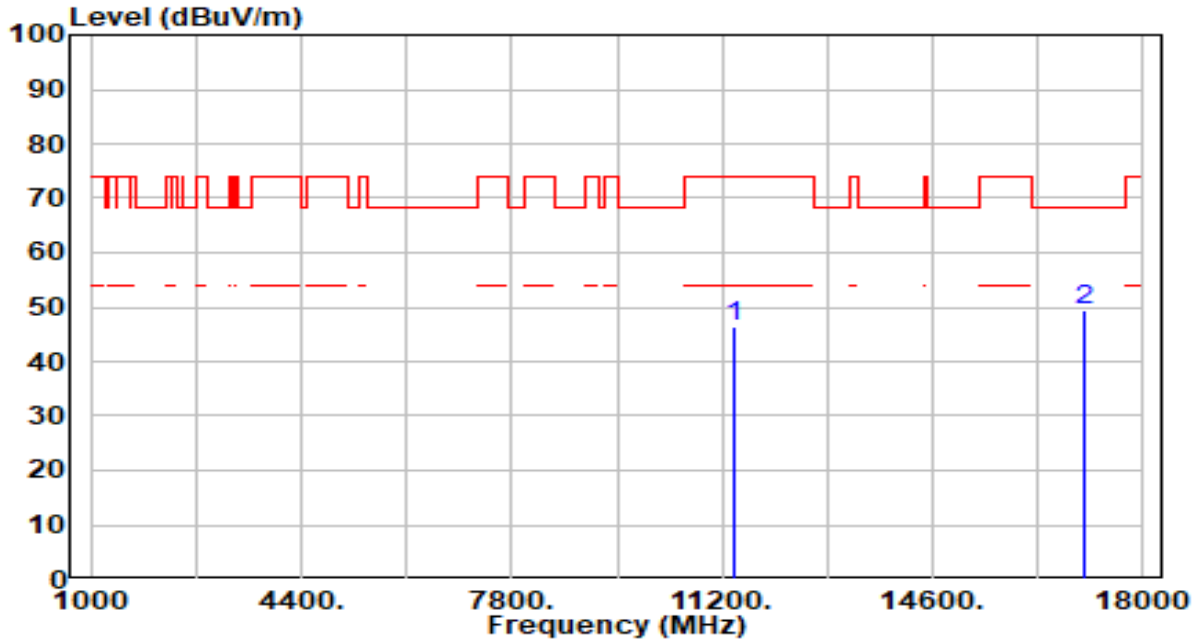
No	Frequency (MHz)	Reading (dBuV)	C.F (dB/m)	Measurement (dBuV/m)	Margin (dB)	Limit (dBuV/m)	Height (cm)	Angle (deg)	Remark (QP/PK/AV)
1	11220.000	45.62	3.22	48.84	-25.16	74.00	100	53	Peak
2	* 16830.000	43.32	4.61	47.93	-20.27	68.20	100	245	Peak

Note:

1. " \*", means this data is the worst emission level.
2. C.F (Correction Factor) = Antenna Factor (dB/m)+ Cable Loss (dB) – Pre-amplifier(dB).
3. Measurement (dBuV/m) = Reading(dBuV) + C.F (Correction Factor).
4. The emission levels of other frequencies are very lower than the limit and not show in test report.



EUT	Omada 4G+Cat6 AX3000 Gigabit VPN Router	Date of Test	2023-09-10
Factor	DRH18-E	Temp. / Humidity	23°C /62%
Polarity	Horizontal	Site / Test Engineer	AC2 / Marvin
Test Mode	802.11ac-80MHz_TX_Band3_CH 138_ANT 0+1+2	Test Voltage	AC 120V/60Hz

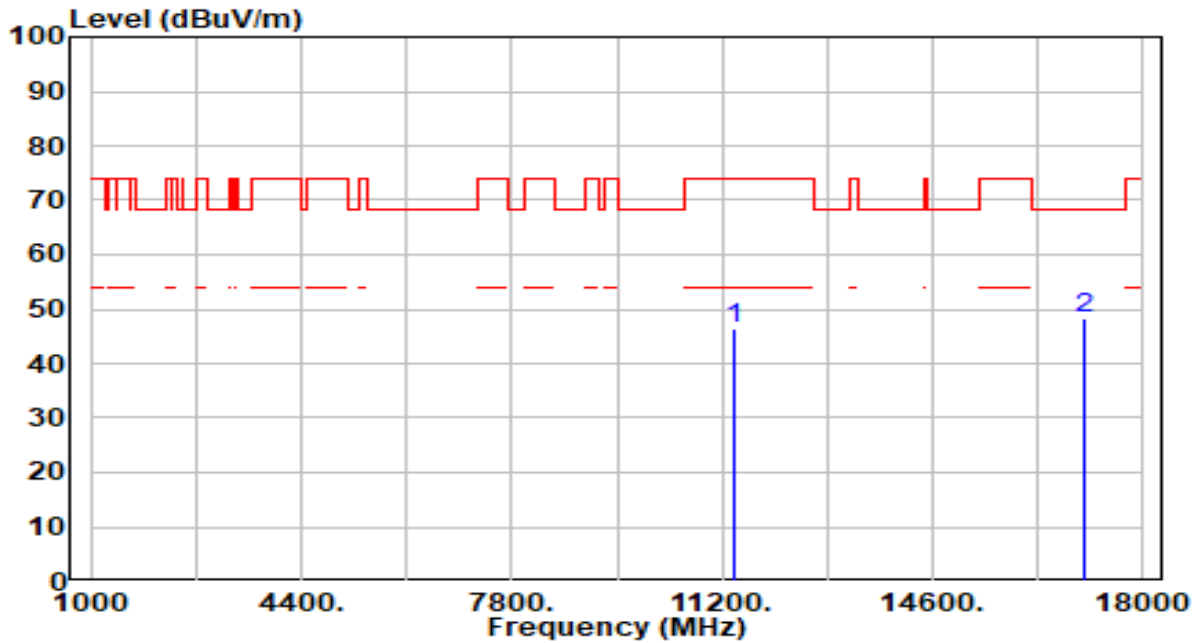


No	Frequency (MHz)	Reading (dBuV)	C.F (dB/m)	Measurement (dBuV/m)	Margin (dB)	Limit (dBuV/m)	Height (cm)	Angle (deg)	Remark (QP/PK/AV)
1	11380.000	43.04	3.45	46.49	-27.51	74.00	100	127	Peak
2	* 17070.000	44.75	4.86	49.61	-18.59	68.20	100	111	Peak

Note:

1. " \*", means this data is the worst emission level.
2. C.F (Correction Factor) = Antenna Factor (dB/m)+ Cable Loss (dB) – Pre-amplifier(dB).
3. Measurement (dBuV/m) = Reading(dBuV) + C.F (Correction Factor).
4. The emission levels of other frequencies are very lower than the limit and not show in test report.

EUT	Omada 4G+Cat6 AX3000 Gigabit VPN Router	Date of Test	2023-09-10
Factor	DRH18-E	Temp. / Humidity	23°C /62%
Polarity	Vertical	Site / Test Engineer	AC2 / Marvin
Test Mode	802.11ac-80MHz_TX_Band3_CH 138_ANT 0+1+2	Test Voltage	AC 120V/60Hz

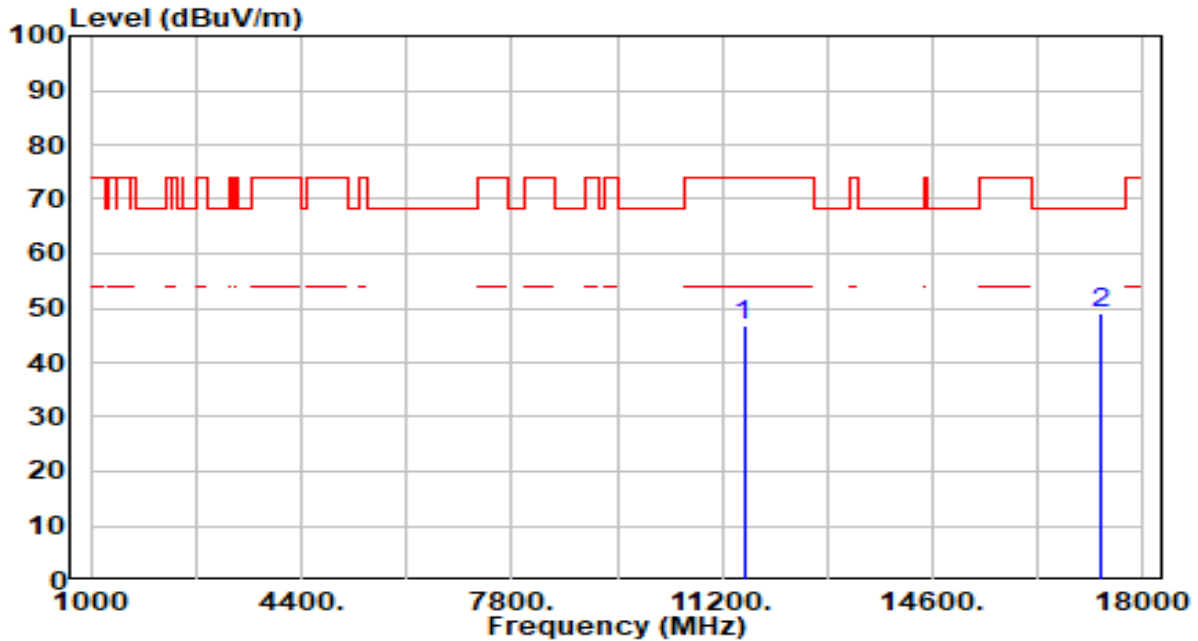


No	Frequency (MHz)	Reading (dBuV)	C.F (dB/m)	Measurement (dBuV/m)	Margin (dB)	Limit (dBuV/m)	Height (cm)	Angle (deg)	Remark (QP/PK/AV)
1	11380.000	43.11	3.45	46.56	-27.44	74.00	100	54	Peak
2	* 17070.000	43.40	4.86	48.27	-19.93	68.20	100	269	Peak

Note:

1. " \*", means this data is the worst emission level.
2. C.F (Correction Factor) = Antenna Factor (dB/m)+ Cable Loss (dB) – Pre-amplifier(dB).
3. Measurement (dBuV/m) = Reading(dBuV) + C.F (Correction Factor).
4. The emission levels of other frequencies are very lower than the limit and not show in test report.

EUT	Omada 4G+Cat6 AX3000 Gigabit VPN Router	Date of Test	2023-09-10
Factor	DRH18-E	Temp. / Humidity	23°C /62%
Polarity	Horizontal	Site / Test Engineer	AC2 / Marvin
Test Mode	802.11ac-80MHz_TX_Band4_CH 155_ANT 0+1+2	Test Voltage	AC 120V/60Hz

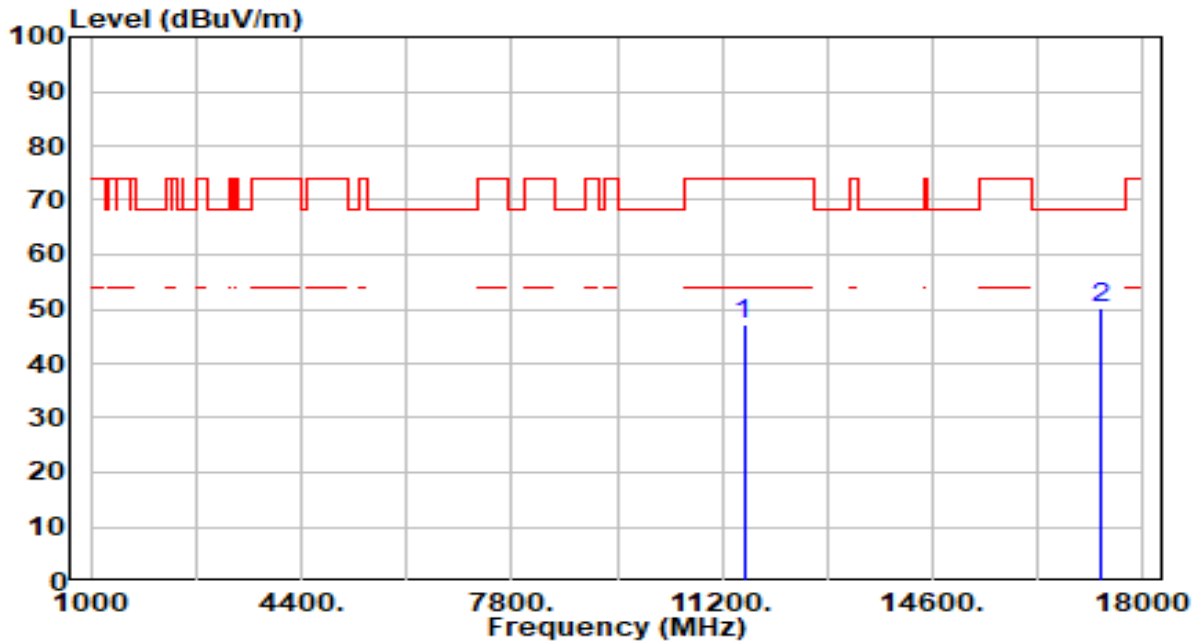


No	Frequency (MHz)	Reading (dBuV)	C.F (dB/m)	Measurement (dBuV/m)	Margin (dB)	Limit (dBuV/m)	Height (cm)	Angle (deg)	Remark (QP/PK/AV)
1	11550.000	43.29	3.63	46.92	-27.08	74.00	100	59	Peak
2	* 17325.000	44.80	4.16	48.95	-19.25	68.20	100	299	Peak

Note:

1. " \*", means this data is the worst emission level.
2. C.F (Correction Factor) = Antenna Factor (dB/m)+ Cable Loss (dB) – Preamplifier(dB).
3. Measurement (dBuV/m) = Reading(dBuV) + C.F (Correction Factor).
4. The emission levels of other frequencies are very lower than the limit and not show in test report.

EUT	Omada 4G+Cat6 AX3000 Gigabit VPN Router	Date of Test	2023-09-10
Factor	DRH18-E	Temp. / Humidity	23°C /62%
Polarity	Vertical	Site / Test Engineer	AC2 / Marvin
Test Mode	802.11ac-80MHz_TX_Band4_CH 155_ANT 0+1+2	Test Voltage	AC 120V/60Hz

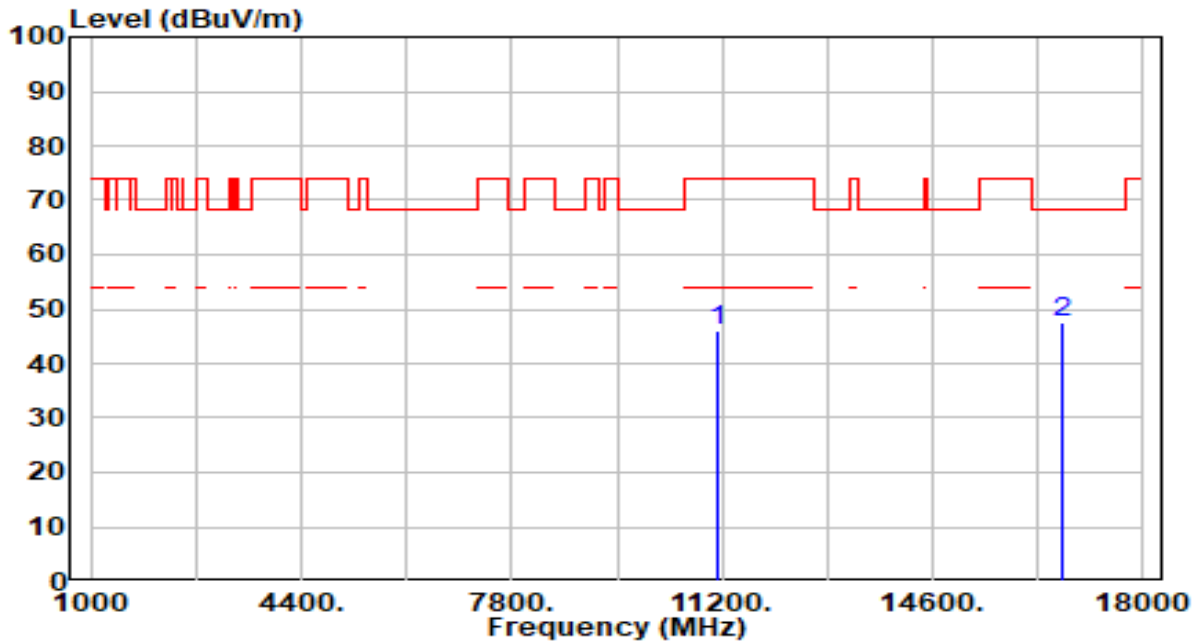


No	Frequency (MHz)	Reading (dBuV)	C.F (dB/m)	Measurement (dBuV/m)	Margin (dB)	Limit (dBuV/m)	Height (cm)	Angle (deg)	Remark (QP/PK/AV)
1	11550.000	43.37	3.63	47.00	-27.00	74.00	100	142	Peak
2	* 17325.000	45.89	4.16	50.05	-18.15	68.20	100	326	Peak

Note:

1. " \*", means this data is the worst emission level.
2. C.F (Correction Factor) = Antenna Factor (dB/m)+ Cable Loss (dB) – Pre-amplifier(dB).
3. Measurement (dBuV/m) = Reading(dBuV) + C.F (Correction Factor).
4. The emission levels of other frequencies are very lower than the limit and not show in test report.

EUT	Omada 4G+Cat6 AX3000 Gigabit VPN Router	Date of Test	2023-09-10
Factor	DRH18-E	Temp. / Humidity	23°C /62%
Polarity	Horizontal	Site / Test Engineer	AC2 / Marvin
Test Mode	802.11ax-160MHz_TX_Band3_CH 114_ANT 0+1+2	Test Voltage	AC 120V/60Hz

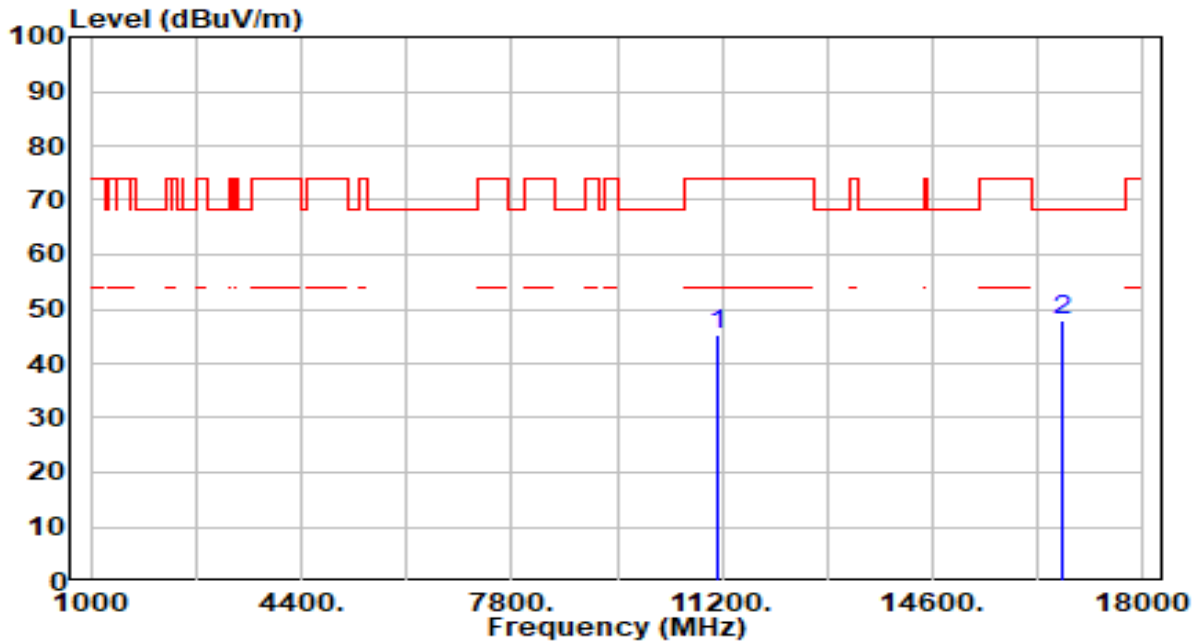


No	Frequency (MHz)	Reading (dBuV)	C.F (dB/m)	Measurement (dBuV/m)	Margin (dB)	Limit (dBuV/m)	Height (cm)	Angle (deg)	Remark (QP/PK/AV)
1	11140.000	42.86	3.01	45.87	-28.13	74.00	100	332	Peak
2	* 16710.000	42.83	4.65	47.48	-20.72	68.20	100	40	Peak

Note:

1. " \*", means this data is the worst emission level.
2. C.F (Correction Factor) = Antenna Factor (dB/m)+ Cable Loss (dB) – Pre-amplifier(dB).
3. Measurement (dBuV/m) = Reading(dBuV) + C.F (Correction Factor).
4. The emission levels of other frequencies are very lower than the limit and not show in test report.

EUT	Omada 4G+Cat6 AX3000 Gigabit VPN Router	Date of Test	2023-09-10
Factor	DRH18-E	Temp. / Humidity	23°C /62%
Polarity	Vertical	Site / Test Engineer	AC2 / Marvin
Test Mode	802.11ax-160MHz_TX_Band3_CH 114_ANT 0+1+2	Test Voltage	AC 120V/60Hz

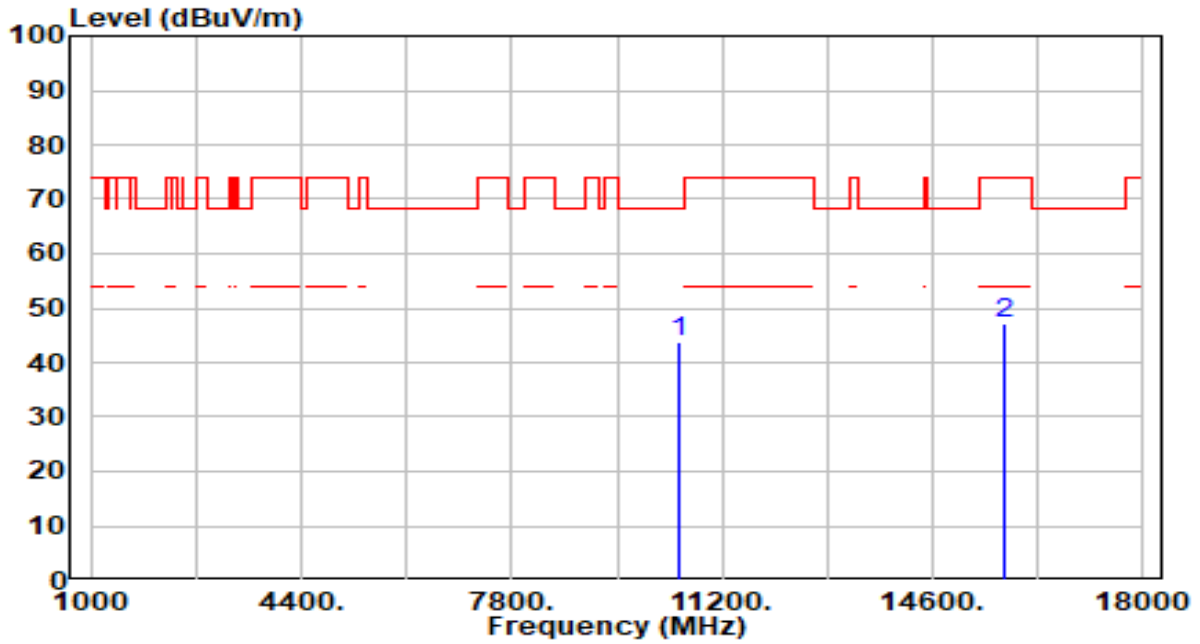


No	Frequency (MHz)	Reading (dBuV)	C.F (dB/m)	Measurement (dBuV/m)	Margin (dB)	Limit (dBuV/m)	Height (cm)	Angle (deg)	Remark (QP/PK/AV)
1	11140.000	42.34	3.01	45.36	-28.64	74.00	100	146	Peak
2	* 16710.000	43.31	4.65	47.96	-20.24	68.20	100	360	Peak

Note:

1. " \*", means this data is the worst emission level.
2. C.F (Correction Factor) = Antenna Factor (dB/m)+ Cable Loss (dB) – Pre-amplifier(dB).
3. Measurement (dBuV/m) = Reading(dBuV) + C.F (Correction Factor).
4. The emission levels of other frequencies are very lower than the limit and not show in test report.

EUT	Omada 4G+Cat6 AX3000 Gigabit VPN Router	Date of Test	2023-09-10
Factor	DRH18-E	Temp. / Humidity	23°C /62%
Polarity	Horizontal	Site / Test Engineer	AC2 / Marvin
Test Mode	802.11ax-160MHz_TX_Band1,2_CH 50_ANT 0+1+2	Test Voltage	AC 120V/60Hz

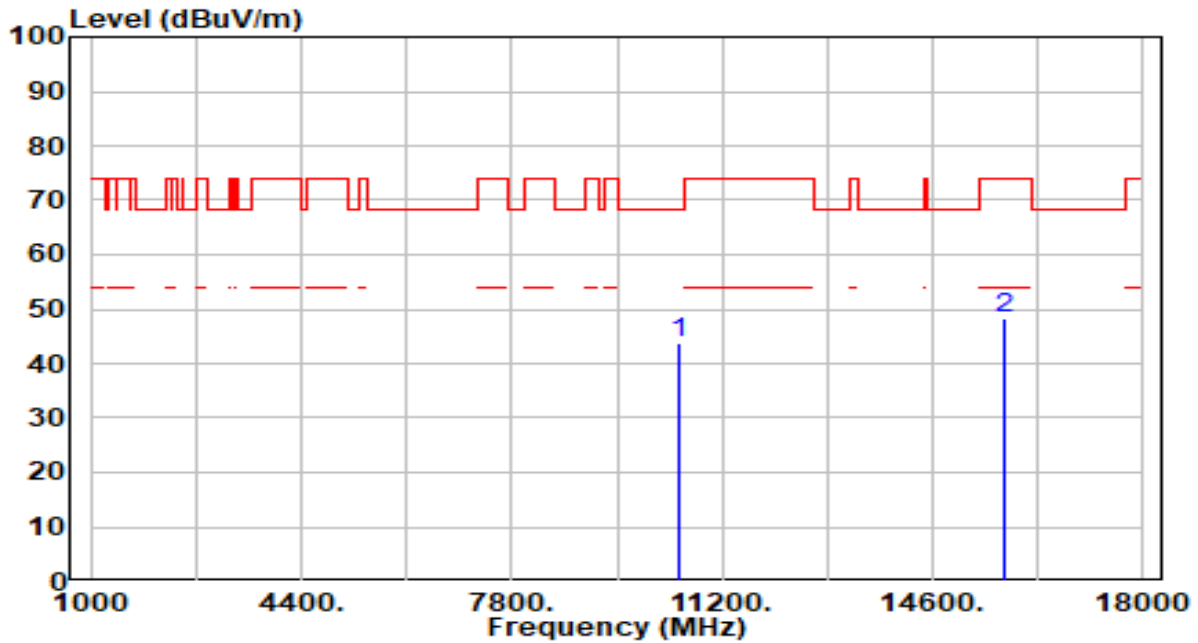


No	Frequency (MHz)	Reading (dBuV)	C.F (dB/m)	Measurement (dBuV/m)	Margin (dB)	Limit (dBuV/m)	Height (cm)	Angle (deg)	Remark (QP/PK/AV)
1	* 10500.000	40.99	2.66	43.64	-24.56	68.20	100	360	Peak
2	15750.000	42.33	4.92	47.25	-26.75	74.00	100	32	Peak

Note:

1. " \*", means this data is the worst emission level.
2. C.F (Correction Factor) = Antenna Factor (dB/m)+ Cable Loss (dB) – Preamplifier(dB).
3. Measurement (dBuV/m) = Reading(dBuV) + C.F (Correction Factor).
4. The emission levels of other frequencies are very lower than the limit and not show in test report.

EUT	Omada 4G+Cat6 AX3000 Gigabit VPN Router	Date of Test	2023-09-10
Factor	DRH18-E	Temp. / Humidity	23°C /62%
Polarity	Vertical	Site / Test Engineer	AC2 / Marvin
Test Mode	802.11ax-160MHz_TX_Band1,2_CH 50_ANT 0+1+2	Test Voltage	AC 120V/60Hz



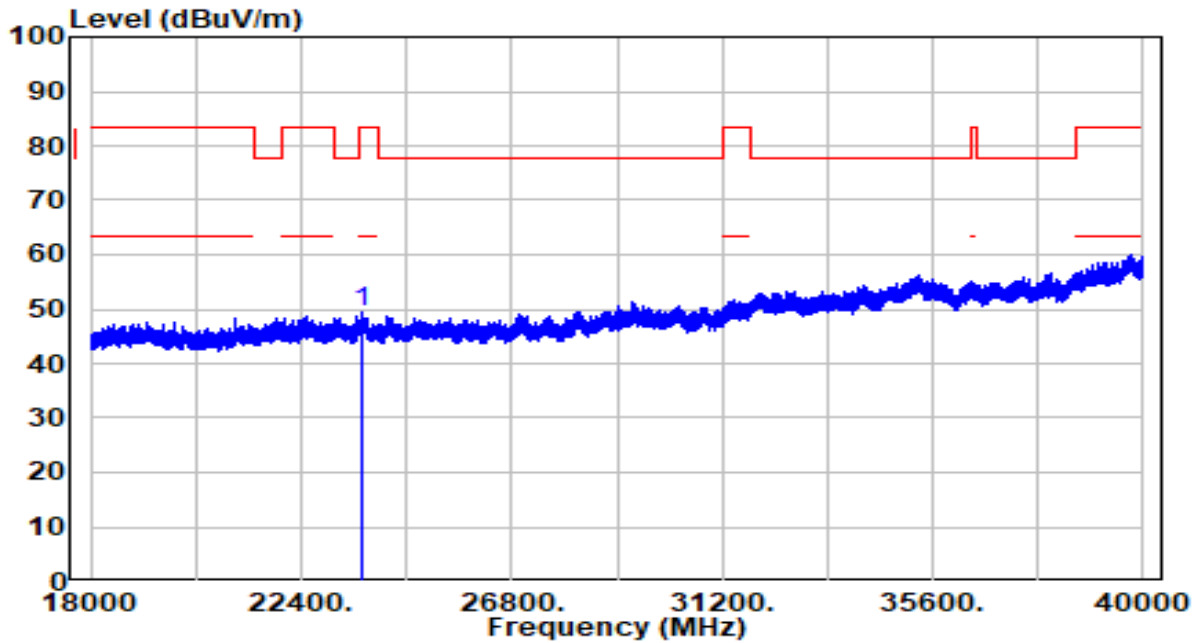
No	Frequency (MHz)	Reading (dBuV)	C.F (dB/m)	Measurement (dBuV/m)	Margin (dB)	Limit (dBuV/m)	Height (cm)	Angle (deg)	Remark (QP/PK/AV)
1	* 10500.000	41.27	2.66	43.93	-24.27	68.20	100	41	Peak
2	15750.000	43.33	4.92	48.25	-25.75	74.00	100	240	Peak

Note:

1. " \*", means this data is the worst emission level.
2. C.F (Correction Factor) = Antenna Factor (dB/m)+ Cable Loss (dB) – Pre-amplifier(dB).
3. Measurement (dBuV/m) = Reading(dBuV) + C.F (Correction Factor).
4. The emission levels of other frequencies are very lower than the limit and not show in test report.



EUT	Omada 4G+Cat6 AX3000 Gigabit VPN Router	Date of Test	2023-09-12
Factor	BBHA 9170	Temp. / Humidity	23°C /62%
Polarity	Horizontal	Site / Test Engineer	AC2 / Stanley
Test Mode	802.11ac-20MHz_TX_Band1_CH 44_ANT 0+1+2	Test Voltage	AC 120V/60Hz

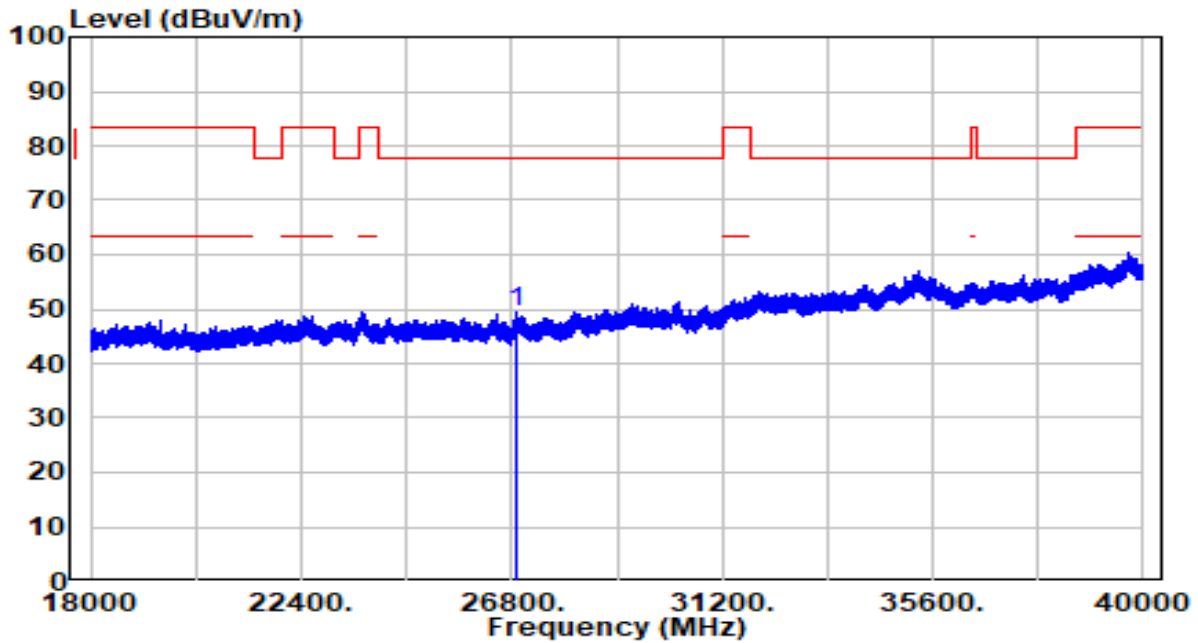


No	Frequency (MHz)	Reading (dBuV)	C.F (dB/m)	Measurement (dBuV/m)	Margin (dB)	Limit (dBuV/m)	Height (cm)	Angle (deg)	Remark (QP/PK/AV)	
1	*	23691.130	36.92	12.59	49.51	-33.99	83.50	150	360	Peak

Note:

1. "\*" , means this data is the worst emission level.
2. C.F (Correction Factor) = Antenna Factor (dB/m) + Cable Loss (dB) – Pre-amplifier(dB).
3. Measurement (dBuV/m) = Reading(dBuV) + C.F (Correction Factor).
4. The emission levels of other frequencies are very lower than the limit and not show in test report.

EUT	Omada 4G+Cat6 AX3000 Gigabit VPN Router	Date of Test	2023-09-12
Factor	BBHA 9170	Temp. / Humidity	23°C /62%
Polarity	Vertical	Site / Test Engineer	AC2 / Stanley
Test Mode	802.11ac-20MHz_TX_Band1_CH 44_ANT 0+1+2	Test Voltage	AC 120V/60Hz



No	Frequency (MHz)	Reading (dBuV)	C.F (dB/m)	Measurement (dBuV/m)	Margin (dB)	Limit (dBuV/m)	Height (cm)	Angle (deg)	Remark (QP/PK/AV)	
1	*	26918.940	35.78	13.74	49.52	-28.18	77.70	150	360	Peak

Note:

1. "\*" , means this data is the worst emission level.
2. C.F (Correction Factor) = Antenna Factor (dB/m) + Cable Loss (dB) – Pre-amplifier(dB).
3. Measurement (dBuV/m) = Reading(dBuV) + C.F (Correction Factor).
4. The emission levels of other frequencies are very lower than the limit and not show in test report.

## 7.9. Radiated Restricted Band Edge Measurement

### 7.9.1. Test Limit

#### **For 15.205 requirement:**

Radiated emissions which fall in the restricted bands, as defined in Section 15.205(a) of FCC part 15, must also comply with the radiated emission limits specified in Section 15.209(a).

Frequency (MHz)	Frequency (MHz)	Frequency (MHz)	Frequency (GHz)
0.090 - 0.110	16.42-16.423	399.9 - 410	4.5-5.15
<sup>1</sup> 0.495 - 0.505	16.69475-16.69525	608 - 614	5.35-5.46
2.1735-2.1905	16.80425-16.80475	960 - 1240	7.25-7.75
4.125-4.128	25.5 -25.67	1300 - 1427	8.025 - 8.5
4.17725-4.17775	37.5-38.25	1435-1626.5	9.0-9.2
4.20725-4.20775	73-74.6	1645.5-1646.5	9.3-9.5
6.215-6.218	74.8-75.2	1660 - 1710	10.6-12.7
6.26775-6.26825	108-121.94	1718.8-1722.2	13.25-13.4
6.31175-6.31225	123 - 138	2200 - 2300	14.47-14.5
8.291-8.294	149.9-150.05	2310 - 2390	15.35-16.2
8.362-8.366	156.52475-156.525	2483.5 - 2500	17.7-21.4
8.37625-8.38675	156.7-156.9	2690 - 2900	22.01-23.12
8.41425-8.41475	162.0125-167.17	3260 - 3267	23.6-24.0
12.29-12.293	167.72-173.2	3332 - 3339	31.2-31.8
12.51975-12.52025	240 - 285	3345.8 - 3358	36.43-36.5
12.57675-12.57725	322-335.4	3600 - 4400	( <sup>2</sup> )
13.36-13.41	--	--	--

#### **For 15.407(b) requirement:**

For transmitters operating in the 5.15-5.25 GHz band: All emissions outside of the 5.15-5.35 GHz band shall not exceed an e.i.r.p. of -27 dBm/MHz.

For transmitters operating in the 5.25-5.35 GHz band: All emissions outside of the 5.15-5.35 GHz band shall not exceed an e.i.r.p. of -27 dBm/MHz.

For transmitters operating in the 5.47-5.725 GHz band: All emissions outside of the 5.47-5.725 GHz band shall not exceed an e.i.r.p. of -27 dBm/MHz.

For transmitters operating in the 5.725-5.85 GHz band: All emissions shall be limited to a level of -27 dBm/MHz at 75 MHz or more above or below the band edge increasing linearly to 10 dBm/MHz at 25 MHz above or below the band edge, and from 25 MHz above or below the band edge

increasing linearly to a level of 15.6 dBm/MHz at 5 MHz above or below the band edge, and from 5 MHz above or below the band edge increasing linearly to a level of 27 dBm/MHz at the band edge.

Refer to KDB 789033 D02v02r01 G)2)c), as specified in § 15.407(b), emissions above 1000 MHz that are outside of the restricted bands are subject to a maximum emission limit of -27 dBm/MHz (or -17 dBm/MHz as specified in § 15.407(b)(4)). However, an out-of-band emission that complies with both the peak and average limits of § 15.209 is not required to satisfy the -27 dBm/MHz or -17 dBm/MHz maximum emission limit.

All out of band emissions appearing in a restricted band as specified in Section 15.205 of the Title 47CFR must not exceed the limits shown in Table per Section 15.209.

FCC Part 15 Subpart C Paragraph 15.209		
Frequency [MHz]	Field Strength [uV/m]	Measured Distance [Meters]
0.009 - 0.490	2400/F (kHz)	300
0.490 - 1.705	24000/F (kHz)	30
1.705 - 30	30	30
30 - 88	100	3
88 - 216	150	3
216 - 960	200	3
Above 960	500	3

**7.9.2. Test Procedure Used**

KDB 789033 D02v02r01- Section G

**7.9.3. Test Setting**

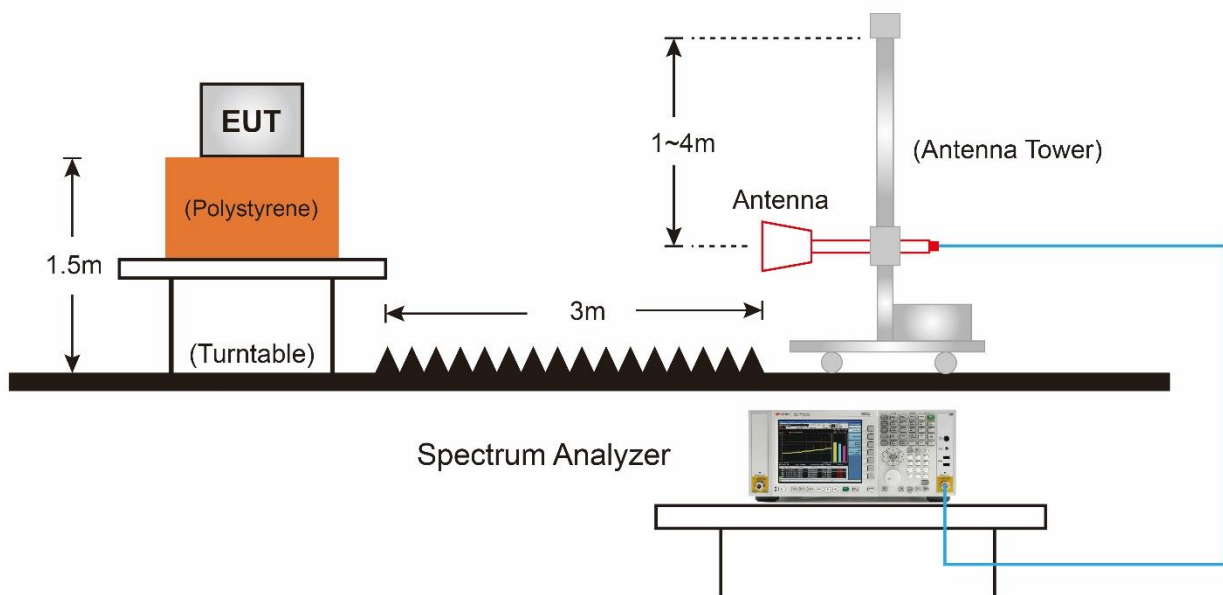
**Peak Measurements above 1GHz**

1. Analyzer center frequency was set to the frequency of the radiated spurious emission of interest
2. RBW = 1MHz
3. VBW = 3MHz
4. Detector = peak
5. Sweep time = auto couple
6. Trace mode = max hold
7. Trace was allowed to stabilize

### Average Measurements above 1GHz (Method VB)

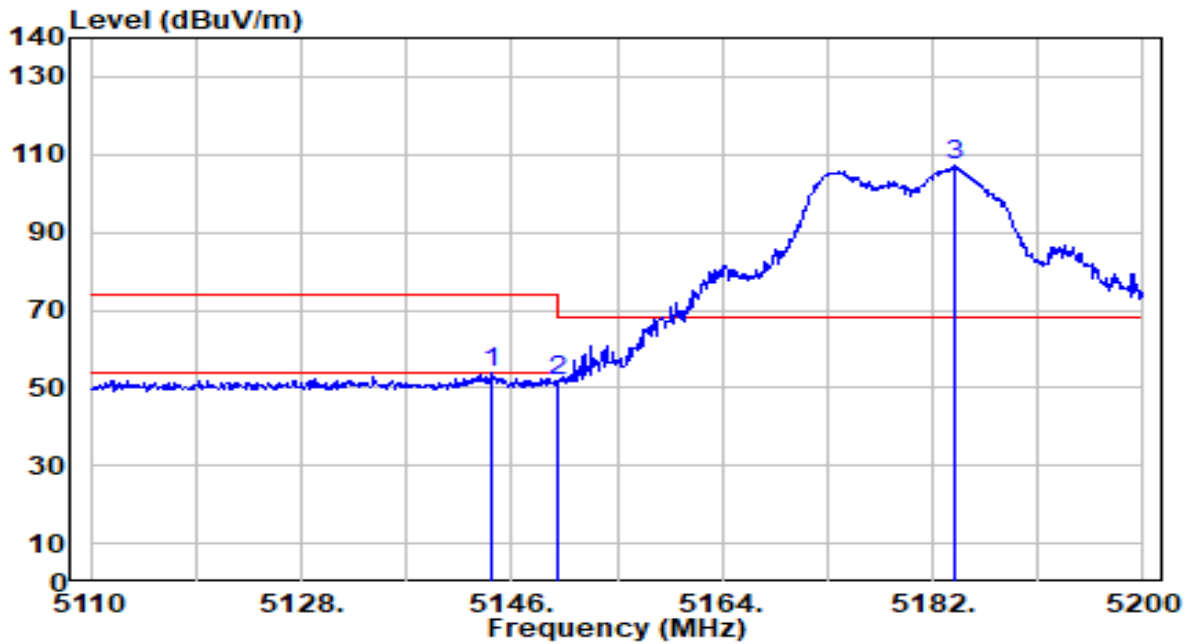
1. Analyzer center frequency was set to the frequency of the radiated spurious emission of interest
2. RBW = 1MHz
3. VBW If the EUT is configured to transmit with duty cycle  $\geq 98\%$ , set VBW  $\leq$  RBW/100 (i.e., 10 kHz) but not less than 10 Hz. If the EUT duty cycle is  $< 98\%$ , set VBW  $\geq 1/T$ .
4. Detector = Peak
5. Sweep time = auto
6. Allow max hold to run for at least 50 traces if the transmitted signal is continuous or has at least 98% duty cycle. For lower duty cycles, increase the minimum number of traces by a factor of  $1/x$ , where  $x$  is the duty cycle.

#### 7.9.4. Test Setup



### 7.9.5. Test Result

EUT	Omada 4G+Cat6 AX3000 Gigabit VPN Router	Date of Test	2023-09-09
Factor	DRH18-E	Temp. / Humidity	23°C /62%
Polarity	Horizontal	Site / Test Engineer	AC2 / Xuan
Test Mode	802.11a_TX_Band1_CH 36_ANT 0+1+2	Test Voltage	AC 120V/60Hz

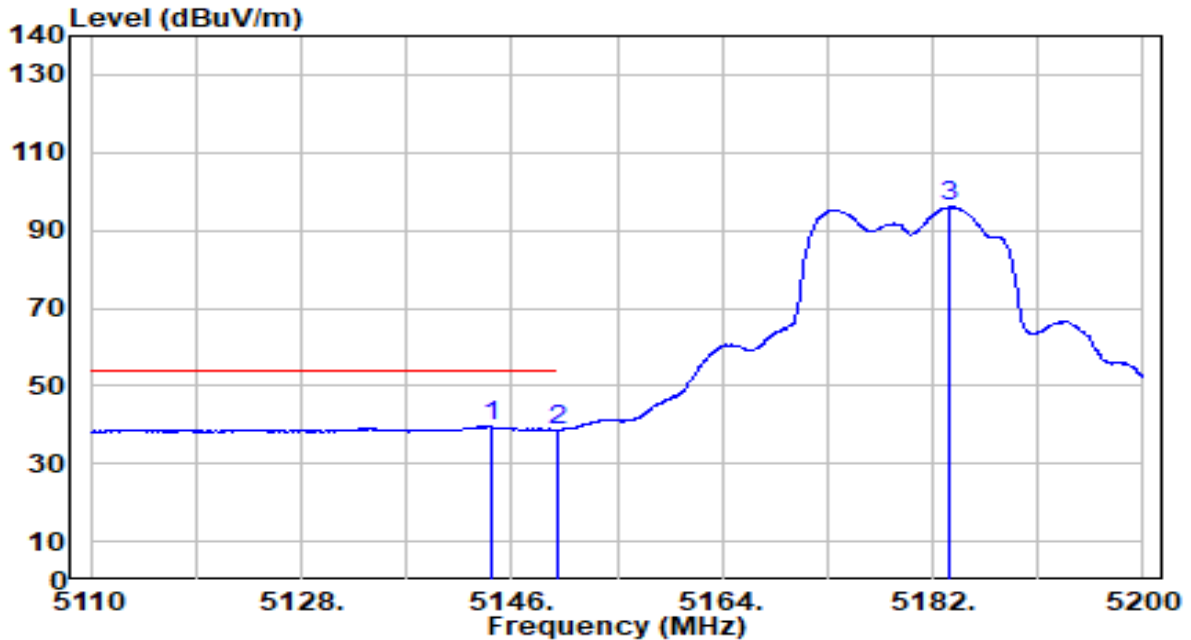


No	Frequency (MHz)	Reading (dBuV)	C.F (dB/m)	Measurement (dBuV/m)	Margin (dB)	Limit (dBuV/m)	Height (cm)	Angle (deg)	Remark (QP/PK/AV)
1	*	54.66	-0.72	53.95	-20.05	74.00	287	155	Peak
2		52.62	-0.72	51.90	-22.10	74.00	287	155	Peak
3		107.86	-0.74	107.13	N/A	N/A	287	155	Peak

Note:

1. " \*", means this data is the worst emission level.
2. C.F (Correction Factor) = Antenna Factor (dB/m) + Cable Loss (dB) – Preamplifier(dB) + 10dB Attenuation.
3. Measurement (dBuV/m) = Reading(dBuV) + C.F (Correction Factor).
4. The emission levels of other frequencies are very lower than the limit and not show in test report.

EUT	Omada 4G+Cat6 AX3000 Gigabit VPN Router	Date of Test	2023-09-09
Factor	DRH18-E	Temp. / Humidity	23°C /62%
Polarity	Horizontal	Site / Test Engineer	AC2 / Xuan
Test Mode	802.11a_TX_Band1_CH 36_ANT 0+1+2	Test Voltage	AC 120V/60Hz

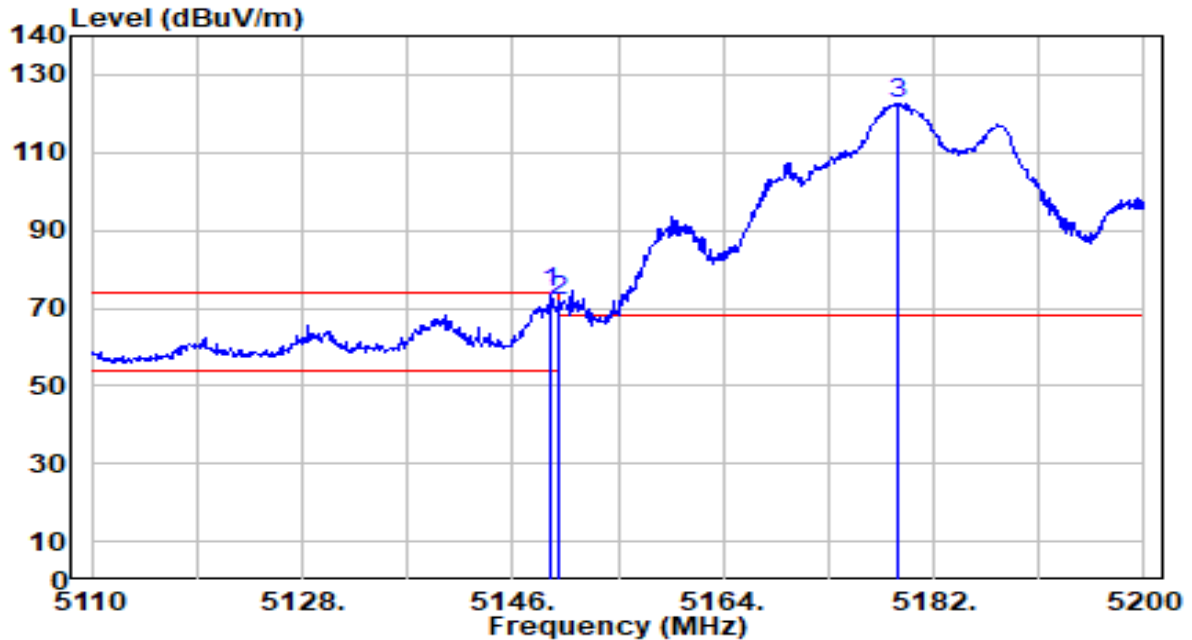


No	Frequency (MHz)	Reading (dBuV)	C.F (dB/m)	Measurement (dBuV/m)	Margin (dB)	Limit (dBuV/m)	Height (cm)	Angle (deg)	Remark (QP/PK/AV)
1	* 5144.200	40.45	-0.71	39.74	-14.26	54.00	287	155	Average
2	5150.000	39.39	-0.72	38.68	-15.32	54.00	287	155	Average
3	5183.440	96.72	-0.74	95.98	N/A	N/A	287	155	Average

Note:

1. " \*", means this data is the worst emission level.
2. C.F (Correction Factor) = Antenna Factor (dB/m) + Cable Loss (dB) – Pre-amplifier(dB) + 10dB Attenuation.
3. Measurement (dBuV/m) = Reading(dBuV) + C.F (Correction Factor).
4. The emission levels of other frequencies are very lower than the limit and not show in test report.

EUT	Omada 4G+Cat6 AX3000 Gigabit VPN Router	Date of Test	2023-09-09
Factor	DRH18-E	Temp. / Humidity	23°C /62%
Polarity	Vertical	Site / Test Engineer	AC2 / Xuan
Test Mode	802.11a_TX_Band1_CH 36_ANT 0+1+2	Test Voltage	AC 120V/60Hz



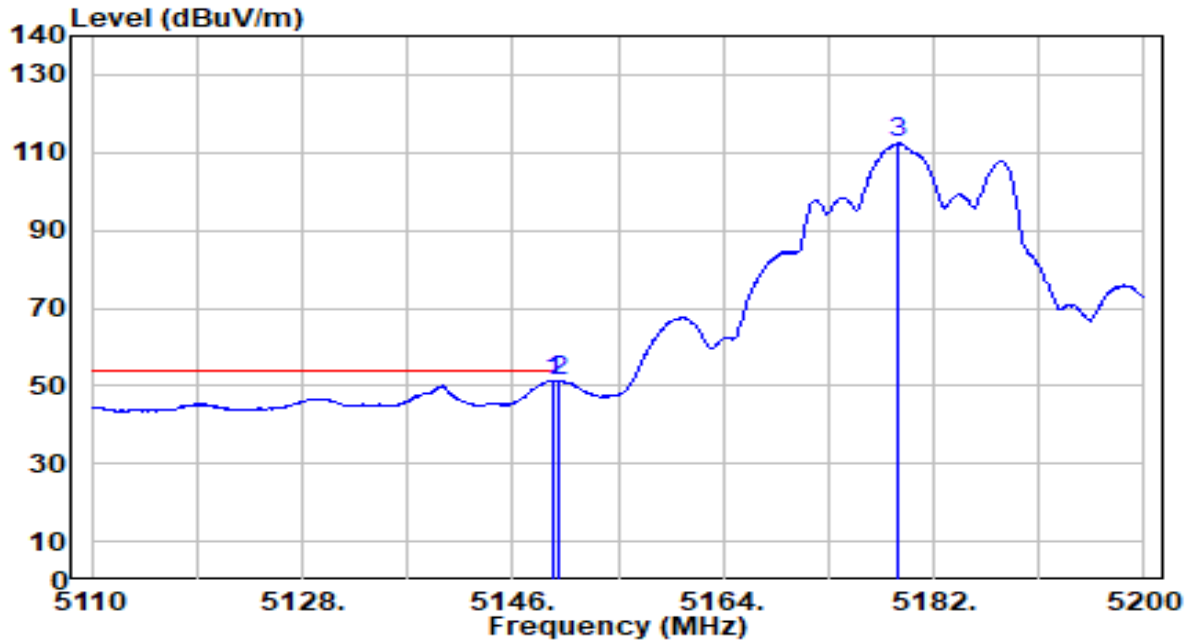
No	Frequency (MHz)	Reading (dBuV)	C.F (dB/m)	Measurement (dBuV/m)	Margin (dB)	Limit (dBuV/m)	Height (cm)	Angle (deg)	Remark (QP/PK/AV)
1	* 5149.240	74.55	-0.72	73.83	-0.17	74.00	171	184	Peak
2	5150.000	72.42	-0.72	71.70	-2.30	74.00	171	184	Peak
3	5179.030	123.54	-0.73	122.81	N/A	N/A	171	184	Peak

Note:

1. " \*", means this data is the worst emission level.
2. C.F (Correction Factor) = Antenna Factor (dB/m) + Cable Loss (dB) – Pre-amplifier(dB) + 10dB Attenuation.
3. Measurement (dBuV/m) = Reading(dBuV) + C.F (Correction Factor).
4. The emission levels of other frequencies are very lower than the limit and not show in test report.



EUT	Omada 4G+Cat6 AX3000 Gigabit VPN Router	Date of Test	2023-09-09
Factor	DRH18-E	Temp. / Humidity	23°C /62%
Polarity	Vertical	Site / Test Engineer	AC2 / Xuan
Test Mode	802.11a_TX_Band1_CH 36_ANT 0+1+2	Test Voltage	AC 120V/60Hz

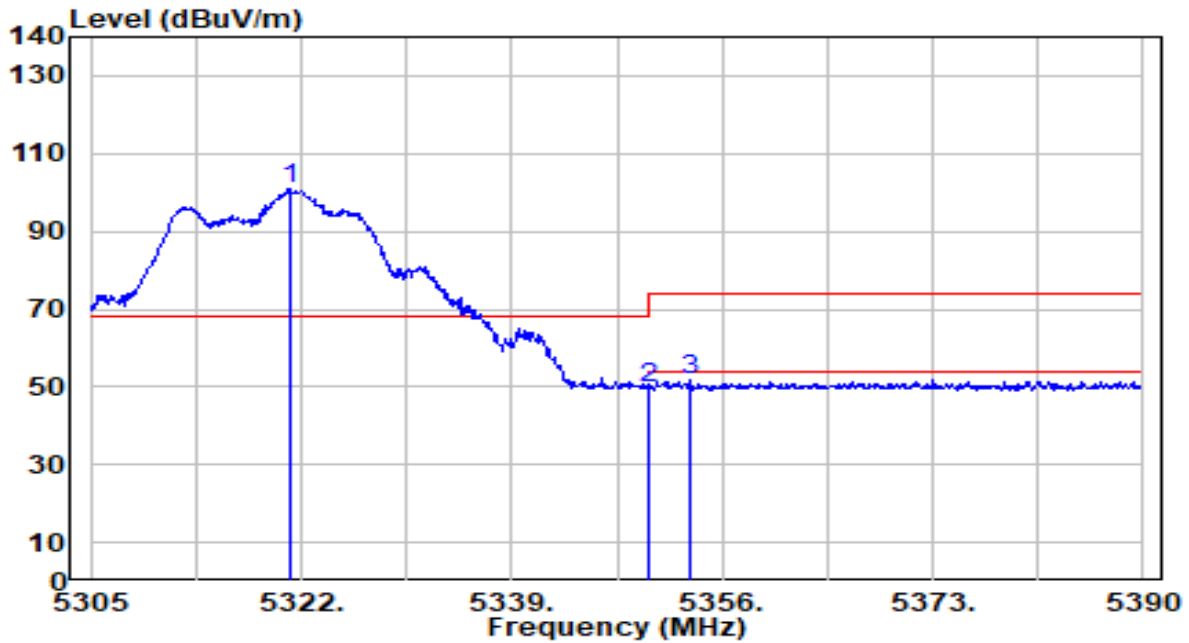


No	Frequency (MHz)	Reading (dBuV)	C.F (dB/m)	Measurement (dBuV/m)	Margin (dB)	Limit (dBuV/m)	Height (cm)	Angle (deg)	Remark (QP/PK/AV)	
1	*	5149.420	52.10	-0.72	51.38	-2.62	54.00	171	184	Average
2		5150.000	51.99	-0.72	51.28	-2.72	54.00	171	184	Average
3		5178.940	113.12	-0.73	112.38	N/A	N/A	171	184	Average

Note:

1. " \*", means this data is the worst emission level.
2. C.F (Correction Factor) = Antenna Factor (dB/m) + Cable Loss (dB) – Pre-amplifier(dB) + 10dB Attenuation.
3. Measurement (dBuV/m) = Reading(dBuV) + C.F (Correction Factor).
4. The emission levels of other frequencies are very lower than the limit and not show in test report.

EUT	Omada 4G+Cat6 AX3000 Gigabit VPN Router	Date of Test	2023-09-09
Factor	DRH18-E	Temp. / Humidity	23°C /62%
Polarity	Horizontal	Site / Test Engineer	AC2 / Xuan
Test Mode	802.11a_TX_Band2_CH 64_ANT 0+1+2	Test Voltage	AC 120V/60Hz

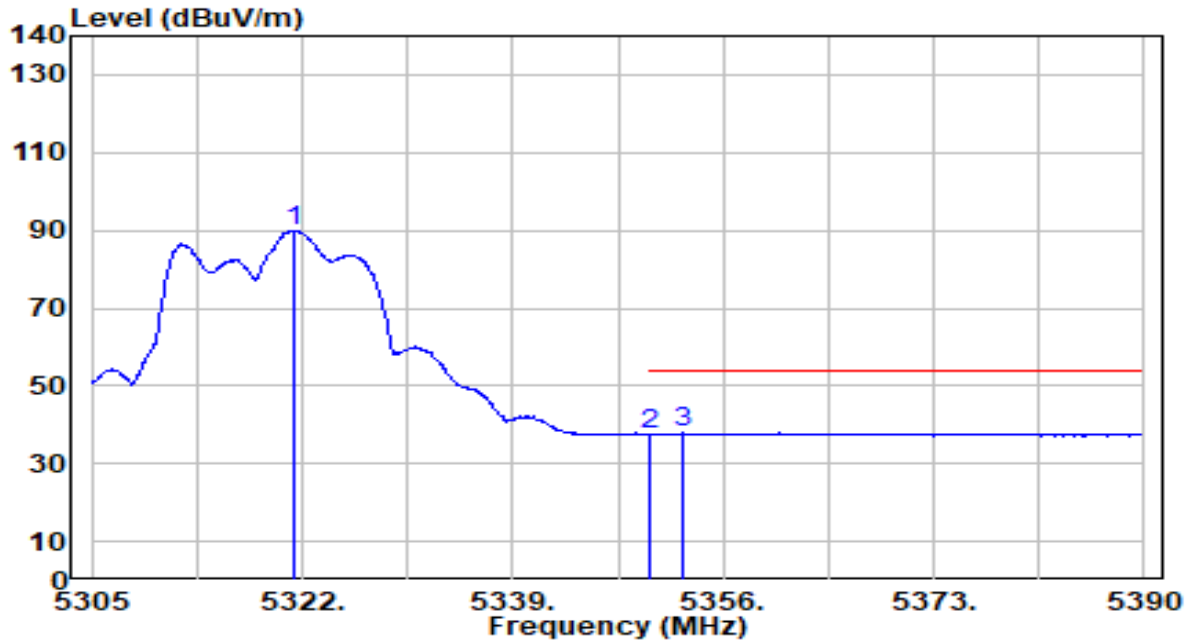


No	Frequency (MHz)	Reading (dBuV)	C.F (dB/m)	Measurement (dBuV/m)	Margin (dB)	Limit (dBuV/m)	Height (cm)	Angle (deg)	Remark (QP/PK/AV)
1	5321.065	101.77	-0.93	100.85	N/A	N/A	200	348	Peak
2	5350.000	50.75	-0.97	49.78	-24.22	74.00	200	348	Peak
3	* 5353.450	52.90	-0.98	51.93	-22.07	74.00	200	348	Peak

Note:

1. " \*", means this data is the worst emission level.
2. C.F (Correction Factor) = Antenna Factor (dB/m) + Cable Loss (dB) – Preamplifier(dB) + 10dB Attenuation.
3. Measurement (dBuV/m) = Reading(dBuV) + C.F (Correction Factor).
4. The emission levels of other frequencies are very lower than the limit and not show in test report.

EUT	Omada 4G+Cat6 AX3000 Gigabit VPN Router	Date of Test	2023-09-09
Factor	DRH18-E	Temp. / Humidity	23°C /62%
Polarity	Horizontal	Site / Test Engineer	AC2 / Xuan
Test Mode	802.11a_TX_Band2_CH 64_ANT 0+1+2	Test Voltage	AC 120V/60Hz

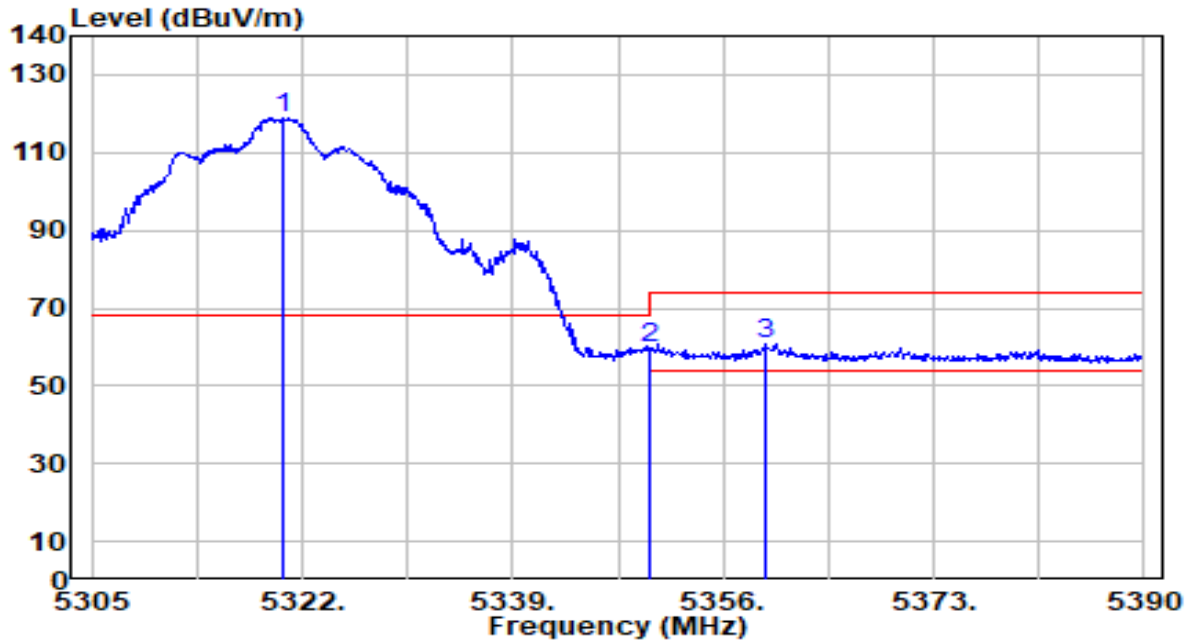


No	Frequency (MHz)	Reading (dBuV)	C.F (dB/m)	Measurement (dBuV/m)	Margin (dB)	Limit (dBuV/m)	Height (cm)	Angle (deg)	Remark (QP/PK/AV)
1	5321.320	90.95	-0.93	90.02	N/A	N/A	200	348	Average
2	5350.000	38.53	-0.97	37.55	-16.45	54.00	200	348	Average
3	* 5352.685	38.79	-0.98	37.81	-16.19	54.00	200	348	Average

Note:

1. " \*", means this data is the worst emission level.
2. C.F (Correction Factor) = Antenna Factor (dB/m) + Cable Loss (dB) – Pre-amplifier(dB) + 10dB Attenuation.
3. Measurement (dBuV/m) = Reading(dBuV) + C.F (Correction Factor).
4. The emission levels of other frequencies are very lower than the limit and not show in test report.

EUT	Omada 4G+Cat6 AX3000 Gigabit VPN Router	Date of Test	2023-09-09
Factor	DRH18-E	Temp. / Humidity	23°C /62%
Polarity	Vertical	Site / Test Engineer	AC2 / Xuan
Test Mode	802.11a_TX_Band2_CH 64_ANT 0+1+2	Test Voltage	AC 120V/60Hz

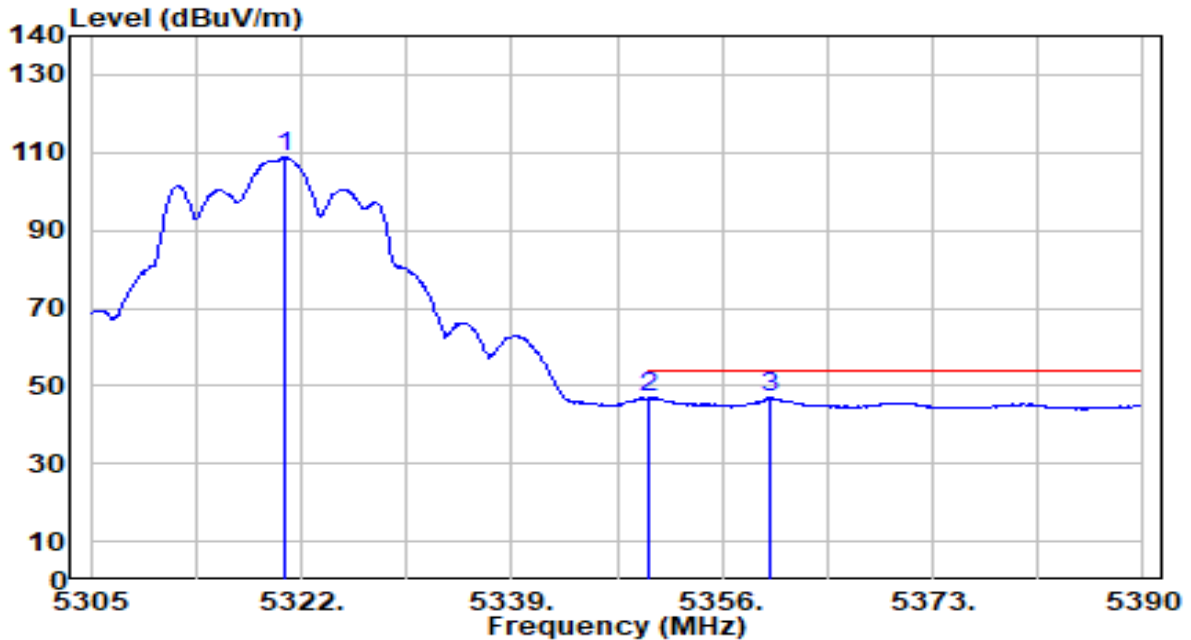


No	Frequency (MHz)	Reading (dBuV)	C.F (dB/m)	Measurement (dBuV/m)	Margin (dB)	Limit (dBuV/m)	Height (cm)	Angle (deg)	Remark (QP/PK/AV)
1	5320.470	119.96	-0.93	119.03	N/A	N/A	162	35	Peak
2	5350.000	60.57	-0.97	59.60	-14.40	74.00	162	35	Peak
3	* 5359.485	61.86	-0.99	60.87	-13.13	74.00	162	35	Peak

Note:

- "\*", means this data is the worst emission level.
- C.F (Correction Factor) = Antenna Factor (dB/m) + Cable Loss (dB) – Pre-amplifier(dB) + 10dB Attenuation.
- Measurement (dBuV/m) = Reading(dBuV) + C.F (Correction Factor).
- The emission levels of other frequencies are very lower than the limit and not show in test report.

EUT	Omada 4G+Cat6 AX3000 Gigabit VPN Router	Date of Test	2023-09-09
Factor	DRH18-E	Temp. / Humidity	23°C /62%
Polarity	Vertical	Site / Test Engineer	AC2 / Xuan
Test Mode	802.11a_TX_Band2_CH 64_ANT 0+1+2	Test Voltage	AC 120V/60Hz

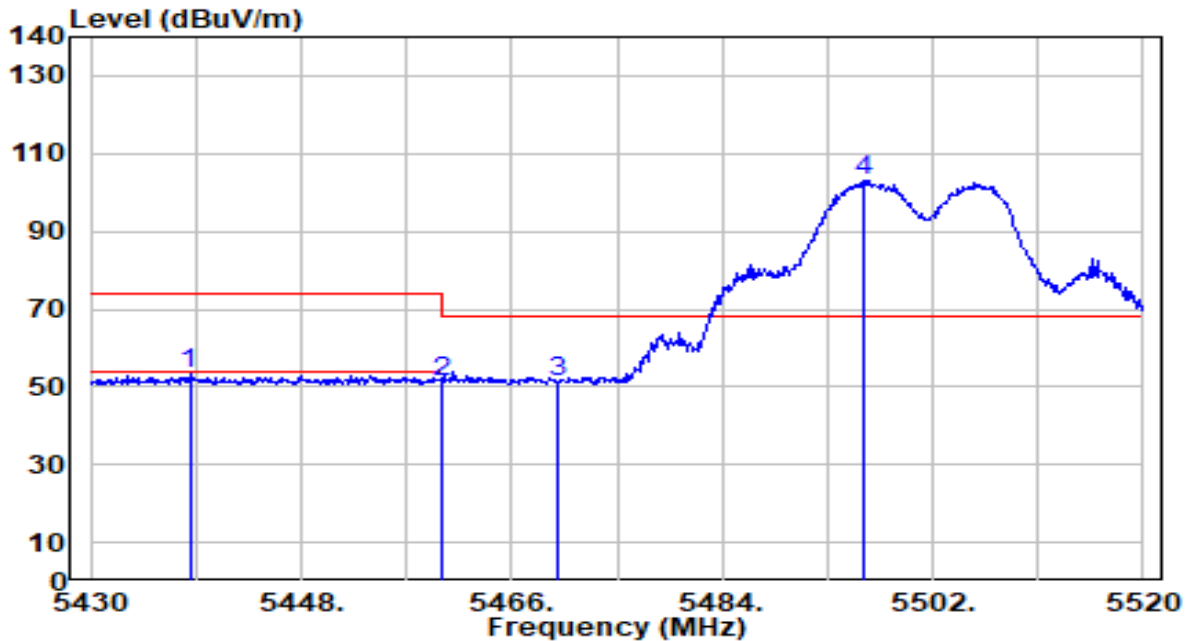


No	Frequency (MHz)	Reading (dBuV)	C.F (dB/m)	Measurement (dBuV/m)	Margin (dB)	Limit (dBuV/m)	Height (cm)	Angle (deg)	Remark (QP/PK/AV)
1	5320.640	109.67	-0.93	108.75	N/A	N/A	162	35	Average
2	5350.000	47.76	-0.97	46.79	-7.21	54.00	162	35	Average
3	* 5359.910	48.15	-0.99	47.16	-6.84	54.00	162	35	Average

Note:

1. " \*", means this data is the worst emission level.
2. C.F (Correction Factor) = Antenna Factor (dB/m) + Cable Loss (dB) – Pre-amplifier(dB) + 10dB Attenuation.
3. Measurement (dBuV/m) = Reading(dBuV) + C.F (Correction Factor).
4. The emission levels of other frequencies are very lower than the limit and not show in test report.

EUT	Omada 4G+Cat6 AX3000 Gigabit VPN Router	Date of Test	2023-09-09
Factor	DRH18-E	Temp. / Humidity	23°C /62%
Polarity	Horizontal	Site / Test Engineer	AC2 / Xuan
Test Mode	802.11a_TX_Band3_CH 100_ANT 0+1+2	Test Voltage	AC 120V/60Hz

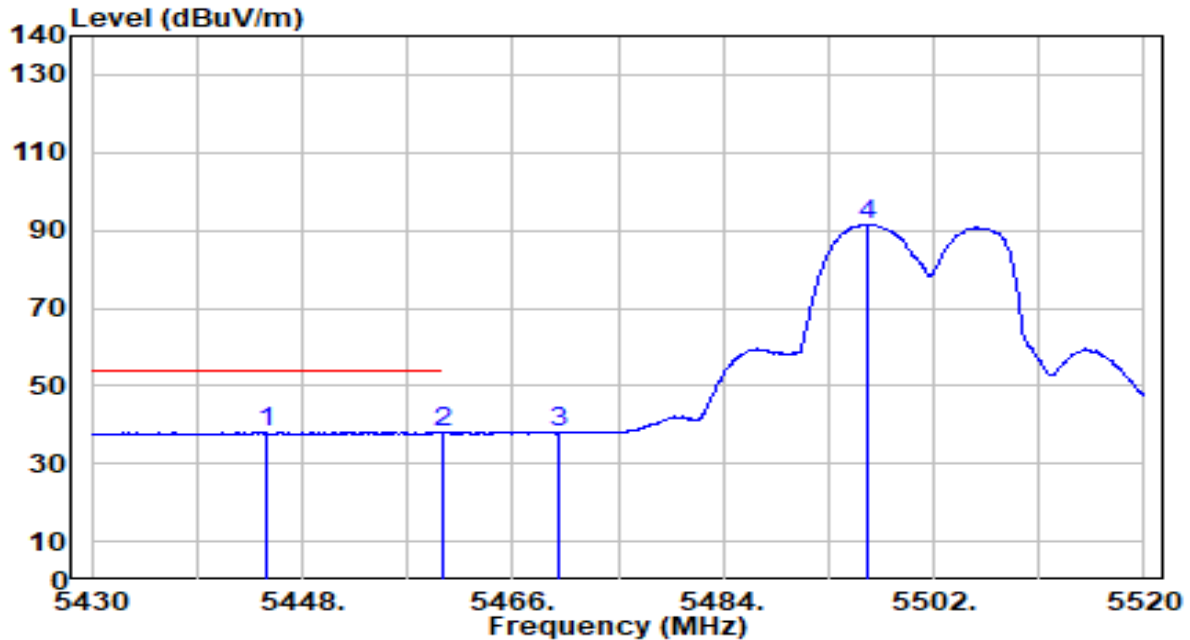


No	Frequency (MHz)	Reading (dBuV)	C.F (dB/m)	Measurement (dBuV/m)	Margin (dB)	Limit (dBuV/m)	Height (cm)	Angle (deg)	Remark (QP/PK/AV)
1	5438.460	54.16	-0.93	53.22	-20.78	74.00	176	335	Peak
2	5460.000	52.37	-0.87	51.50	-22.50	74.00	176	335	Peak
3	* 5470.000	52.32	-0.84	51.48	-16.72	68.20	176	335	Peak
4	5496.150	103.77	-0.76	103.01	N/A	N/A	176	335	Peak

Note:

1. " \*", means this data is the worst emission level.
2. C.F (Correction Factor) = Antenna Factor (dB/m) + Cable Loss (dB) – Preamplifier(dB) + 10dB Attenuation.
3. Measurement (dBuV/m) = Reading(dBuV) + C.F (Correction Factor).
4. The emission levels of other frequencies are very lower than the limit and not show in test report.

EUT	Omada 4G+Cat6 AX3000 Gigabit VPN Router	Date of Test	2023-09-09
Factor	DRH18-E	Temp. / Humidity	23°C /62%
Polarity	Horizontal	Site / Test Engineer	AC2 / Xuan
Test Mode	802.11a_TX_Band3_CH 100_ANT 0+1+2	Test Voltage	AC 120V/60Hz

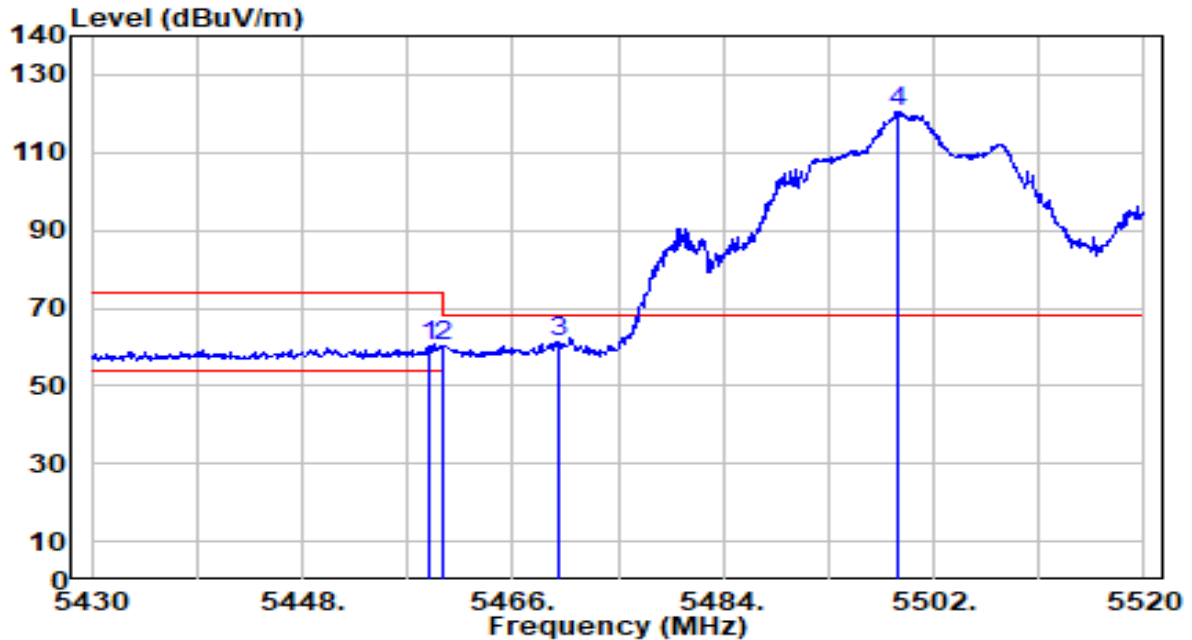


No	Frequency (MHz)	Reading (dBUV)	C.F (dB/m)	Measurement (dBUV/m)	Margin (dB)	Limit (dBUV/m)	Height (cm)	Angle (deg)	Remark (QP/PK/AV)
1	* 5445.030	38.95	-0.91	38.04	-15.96	54.00	176	335	Average
2	5460.000	38.81	-0.87	37.94	-16.06	54.00	176	335	Average
3	5470.000	38.75	-0.84	37.91	N/A	N/A	176	335	Average
4	5496.240	92.25	-0.76	91.49	N/A	N/A	176	335	Average

Note:

1. " \*", means this data is the worst emission level.
2. C.F (Correction Factor) = Antenna Factor (dB/m) + Cable Loss (dB) – Preamplifier(dB) + 10dB Attenuation.
3. Measurement (dBUV/m) = Reading(dBUV) + C.F (Correction Factor).
4. The emission levels of other frequencies are very lower than the limit and not show in test report.

EUT	Omada 4G+Cat6 AX3000 Gigabit VPN Router	Date of Test	2023-09-09
Factor	DRH18-E	Temp. / Humidity	23°C /62%
Polarity	Vertical	Site / Test Engineer	AC2 / Xuan
Test Mode	802.11a_TX_Band3_CH 100_ANT 0+1+2	Test Voltage	AC 120V/60Hz



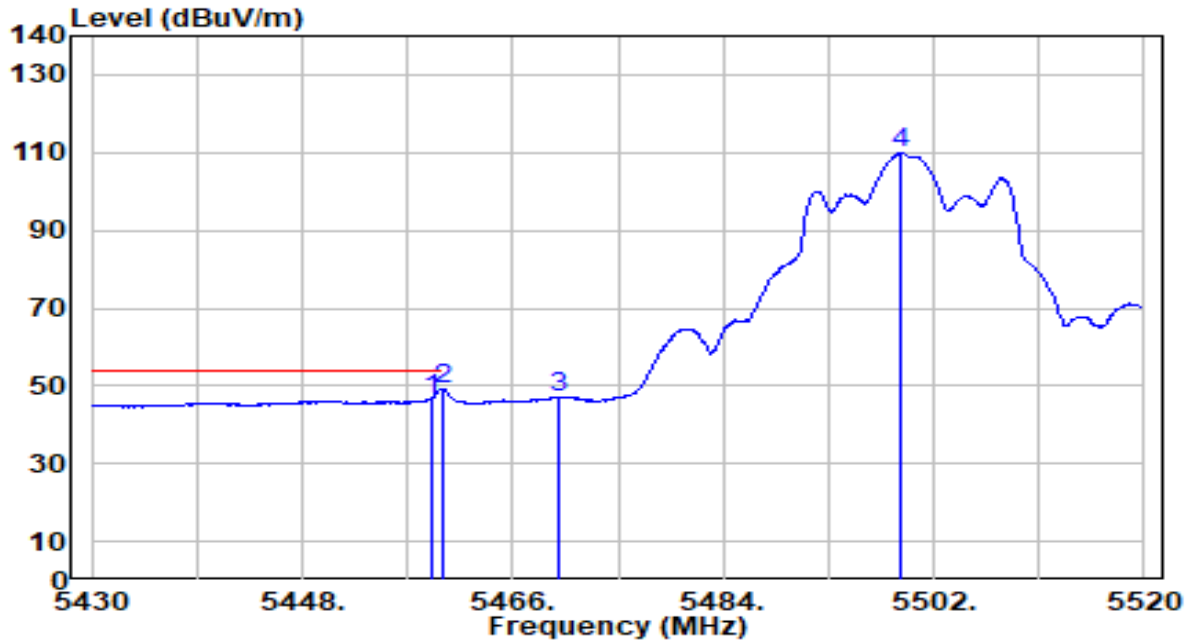
No	Frequency (MHz)	Reading (dBUV)	C.F (dB/m)	Measurement (dBUV/m)	Margin (dB)	Limit (dBUV/m)	Height (cm)	Angle (deg)	Remark (QP/PK/AV)
1	5458.800	61.00	-0.87	60.13	-13.87	74.00	176	33	Peak
2	5460.000	60.85	-0.87	59.98	-14.02	74.00	176	33	Peak
3	* 5470.000	61.95	-0.84	61.11	-7.09	68.20	176	33	Peak
4	5498.940	121.46	-0.75	120.71	N/A	N/A	176	33	Peak

Note:

1. " \*", means this data is the worst emission level.
2. C.F (Correction Factor) = Antenna Factor (dB/m) + Cable Loss (dB) – Preamplifier(dB) + 10dB Attenuation.
3. Measurement (dBUV/m) = Reading(dBUV) + C.F (Correction Factor).
4. The emission levels of other frequencies are very lower than the limit and not show in test report.



EUT	Omada 4G+Cat6 AX3000 Gigabit VPN Router	Date of Test	2023-09-09
Factor	DRH18-E	Temp. / Humidity	23°C /62%
Polarity	Vertical	Site / Test Engineer	AC2 / Xuan
Test Mode	802.11a_TX_Band3_CH 100_ANT 0+1+2	Test Voltage	AC 120V/60Hz

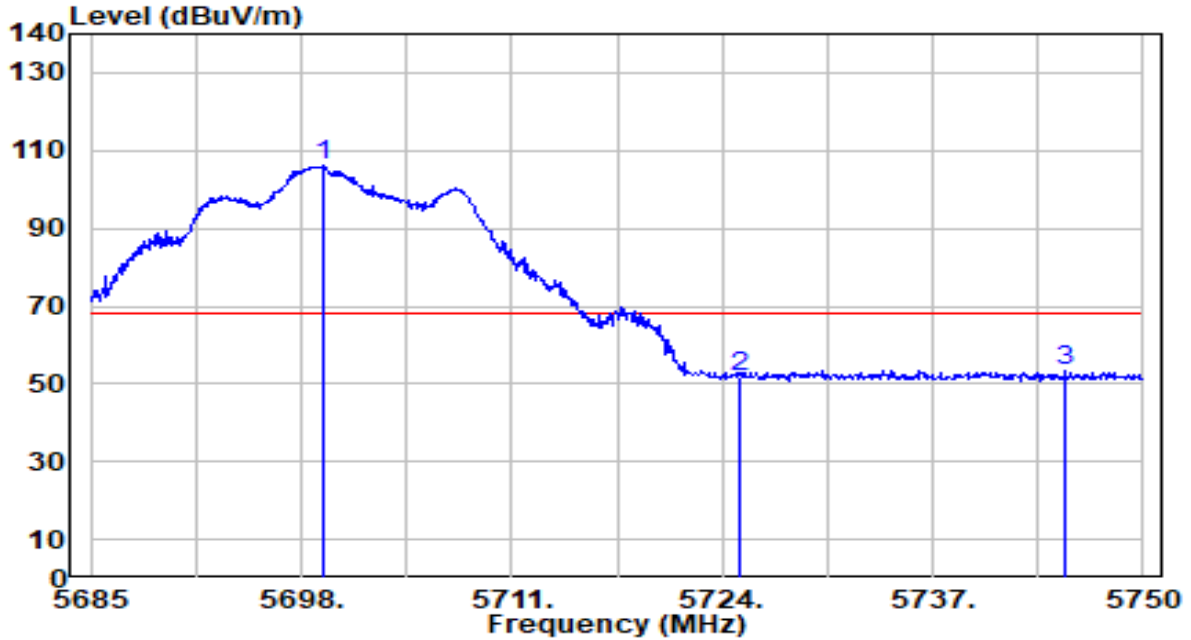


No	Frequency (MHz)	Reading (dBUV)	C.F (dB/m)	Measurement (dBUV/m)	Margin (dB)	Limit (dBUV/m)	Height (cm)	Angle (deg)	Remark (QP/PK/AV)
1	5458.980	47.26	-0.87	46.39	-7.61	54.00	176	33	Average
2	* 5460.000	50.25	-0.87	49.38	-4.62	54.00	176	33	Average
3	5470.000	47.89	-0.84	47.05	N/A	N/A	176	33	Average
4	5499.120	110.69	-0.75	109.94	N/A	N/A	176	33	Average

Note:

1. " \*", means this data is the worst emission level.
2. C.F (Correction Factor) = Antenna Factor (dB/m) + Cable Loss (dB) – Preamplifier(dB) + 10dB Attenuation.
3. Measurement (dBUV/m) = Reading(dBUV) + C.F (Correction Factor).
4. The emission levels of other frequencies are very lower than the limit and not show in test report.

EUT	Omada 4G+Cat6 AX3000 Gigabit VPN Router	Date of Test	2023-09-09
Factor	DRH18-E	Temp. / Humidity	23°C /62%
Polarity	Horizontal	Site / Test Engineer	AC2 / Xuan
Test Mode	802.11a_TX_Band3_CH 140_ANT 0+1+2	Test Voltage	AC 120V/60Hz

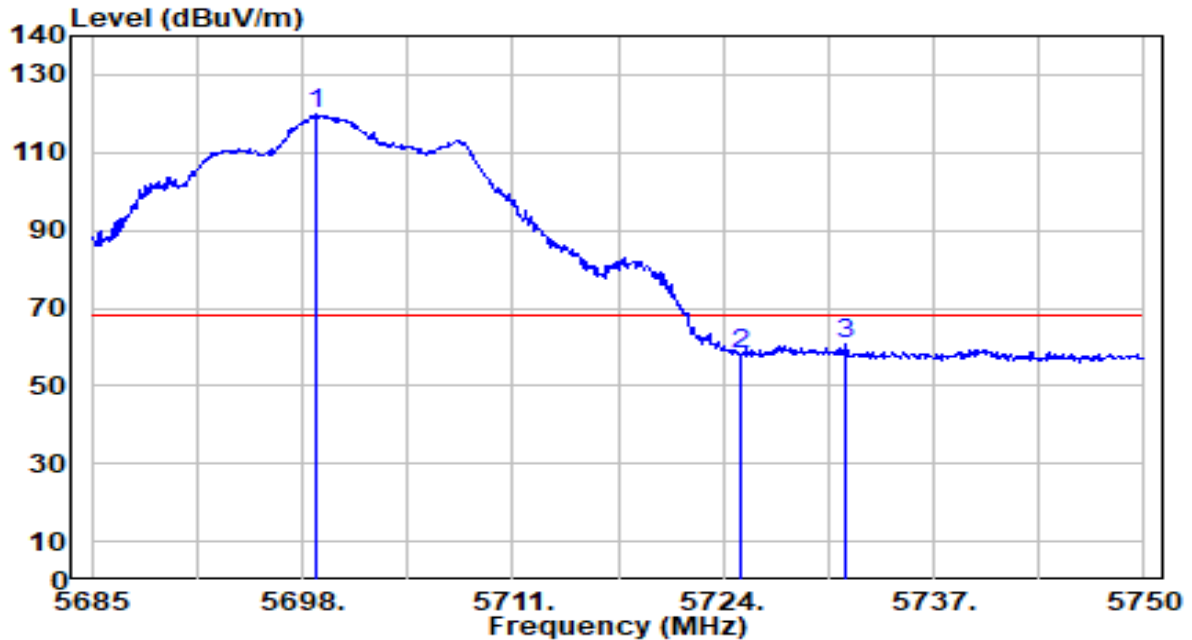


No	Frequency (MHz)	Reading (dBUV)	C.F (dB/m)	Measurement (dBUV/m)	Margin (dB)	Limit (dBUV/m)	Height (cm)	Angle (deg)	Remark (QP/PK/AV)
1	5699.365	106.35	0.09	106.45	N/A	N/A	219	325	Peak
2	5725.000	51.29	0.23	51.52	-16.68	68.20	219	325	Peak
3	* 5745.255	53.07	0.34	53.41	-14.79	68.20	219	325	Peak

Note:

1. " \*", means this data is the worst emission level.
2. C.F (Correction Factor) = Antenna Factor (dB/m) + Cable Loss (dB) – Pre-amplifier(dB) + 10dB Attenuation.
3. Measurement (dBUV/m) = Reading(dBUV) + C.F (Correction Factor).
4. The emission levels of other frequencies are very lower than the limit and not show in test report.

EUT	Omada 4G+Cat6 AX3000 Gigabit VPN Router	Date of Test	2023-09-09
Factor	DRH18-E	Temp. / Humidity	23°C /62%
Polarity	Vertical	Site / Test Engineer	AC2 / Xuan
Test Mode	802.11a_TX_Band3_CH 140_ANT 0+1+2	Test Voltage	AC 120V/60Hz

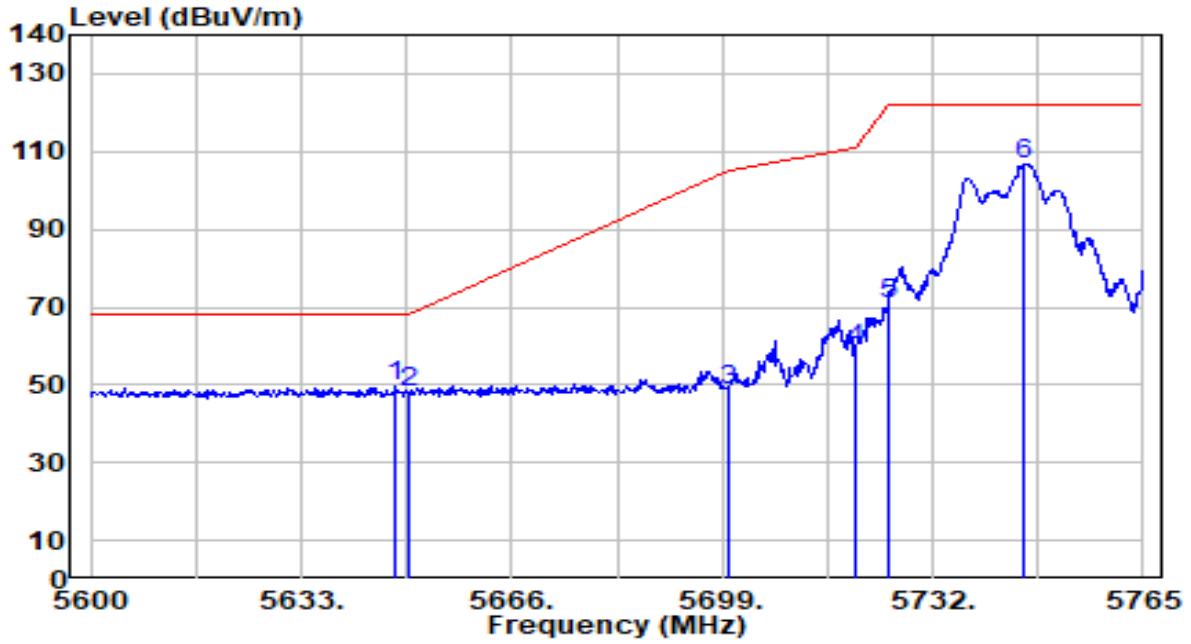


No	Frequency (MHz)	Reading (dBUV)	C.F (dB/m)	Measurement (dBUV/m)	Margin (dB)	Limit (dBUV/m)	Height (cm)	Angle (deg)	Remark (QP/PK/AV)
1	5698.780	119.72	0.09	119.81	N/A	N/A	190	0	Peak
2	5725.000	57.94	0.23	58.16	-10.04	68.20	190	0	Peak
3	* 5731.605	60.58	0.26	60.84	-7.36	68.20	190	0	Peak

Note:

1. " \*", means this data is the worst emission level.
2. C.F (Correction Factor) = Antenna Factor (dB/m) + Cable Loss (dB) – Pre-amplifier(dB) + 10dB Attenuation.
3. Measurement (dBUV/m) = Reading(dBUV) + C.F (Correction Factor).
4. The emission levels of other frequencies are very lower than the limit and not show in test report.

EUT	Omada 4G+Cat6 AX3000 Gigabit VPN Router	Date of Test	2023-09-09
Factor	DRH18-E	Temp. / Humidity	23°C /62%
Polarity	Horizontal	Site / Test Engineer	AC2 / Marvin
Test Mode	802.11a_TX_Band4_CH 149_ANT 0+1+2	Test Voltage	AC 120V/60Hz

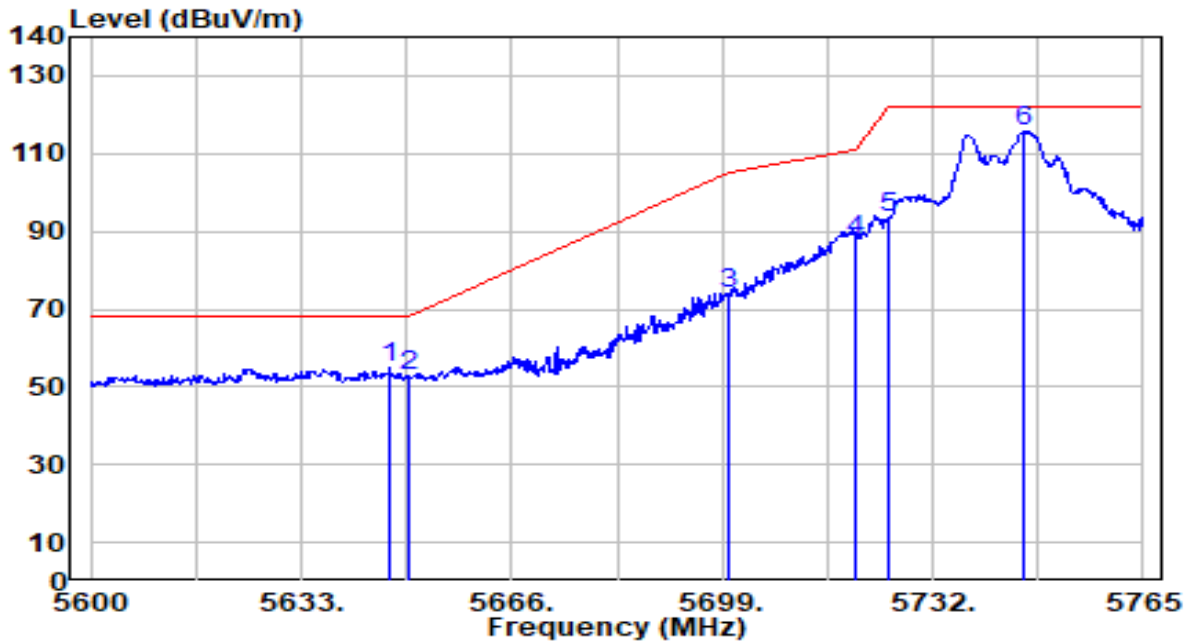


No	Frequency (MHz)	Reading (dBuV)	C.F (dB/m)	Measurement (dBuV/m)	Margin (dB)	Limit (dBuV/m)	Height (cm)	Angle (deg)	Remark (QP/PK/AV)
1	* 5647.685	61.64	-12.21	49.43	-18.77	68.20	102	325	Peak
2	5650.000	60.35	-12.20	48.15	-20.05	68.20	102	325	Peak
3	5700.000	60.54	-11.94	48.59	-56.61	105.20	102	325	Peak
4	5720.000	71.15	-11.84	59.31	-51.49	110.80	102	325	Peak
5	5725.000	82.65	-11.82	70.83	-51.37	122.20	102	325	Peak
6	5746.190	118.67	-11.71	106.96	N/A	N/A	102	325	Peak

Note:

1. " \*", means this data is the worst emission level.
2. C.F (Correction Factor) = Antenna Factor (dB/m) + Cable Loss (dB) – Preamplifier(dB) + 10dB Attenuation.
3. Measurement (dBuV/m) = Reading(dBuV) + C.F (Correction Factor).
4. The emission levels of other frequencies are very lower than the limit and not show in test report.

EUT	Omada 4G+Cat6 AX3000 Gigabit VPN Router	Date of Test	2023-09-09
Factor	DRH18-E	Temp. / Humidity	23°C /62%
Polarity	Vertical	Site / Test Engineer	AC2 / Marvin
Test Mode	802.11a_TX_Band4_CH 149_ANT 0+1+2	Test Voltage	AC 120V/60Hz

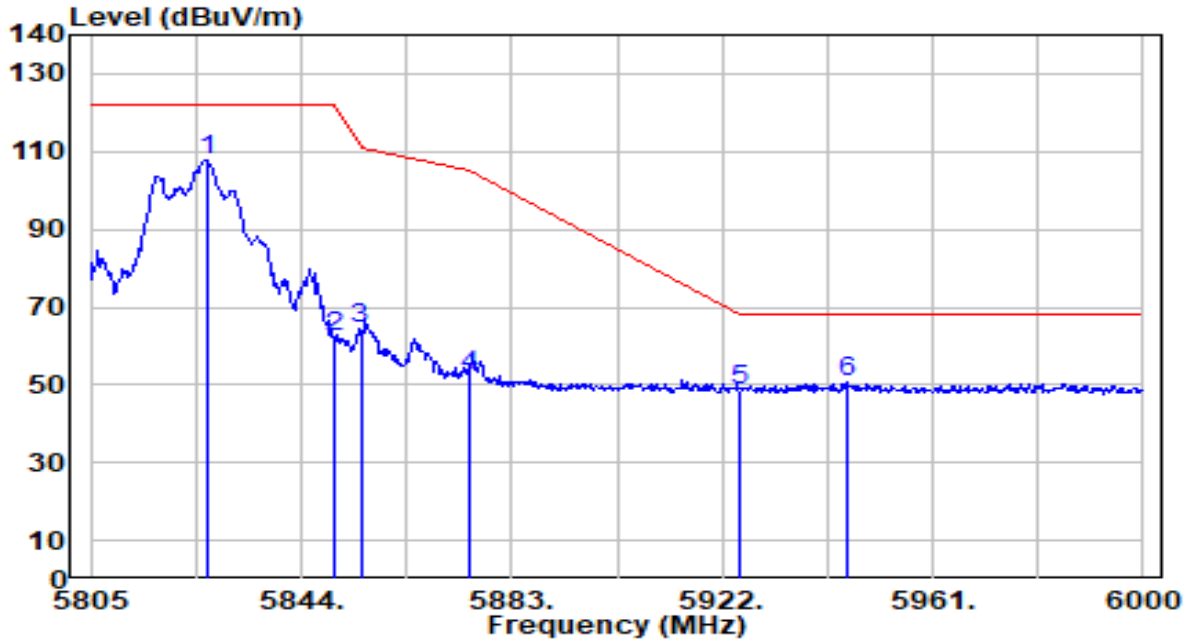


No	Frequency (MHz)	Reading (dBuV)	C.F (dB/m)	Measurement (dBuV/m)	Margin (dB)	Limit (dBuV/m)	Height (cm)	Angle (deg)	Remark (QP/PK/AV)
1	* 5647.025	66.95	-12.21	54.73	-13.47	68.20	193	360	Peak
2	5650.000	64.90	-12.20	52.70	-15.50	68.20	193	360	Peak
3	5700.000	85.82	-11.94	73.88	-31.32	105.20	193	360	Peak
4	5720.000	99.76	-11.84	87.91	-22.89	110.80	193	360	Peak
5	5725.000	105.09	-11.82	93.27	-28.93	122.20	193	360	Peak
6	5746.190	127.32	-11.71	115.61	N/A	N/A	193	360	Peak

Note:

1. " \*", means this data is the worst emission level.
2. C.F (Correction Factor) = Antenna Factor (dB/m) + Cable Loss (dB) – Preamplifier(dB) + 10dB Attenuation.
3. Measurement (dBuV/m) = Reading(dBuV) + C.F (Correction Factor).
4. The emission levels of other frequencies are very lower than the limit and not show in test report.

EUT	Omada 4G+Cat6 AX3000 Gigabit VPN Router	Date of Test	2023-09-09
Factor	DRH18-E	Temp. / Humidity	23°C /62%
Polarity	Horizontal	Site / Test Engineer	AC2 / Marvin
Test Mode	802.11a_TX_Band4_CH 165_ANT 0+1+2	Test Voltage	AC 120V/60Hz

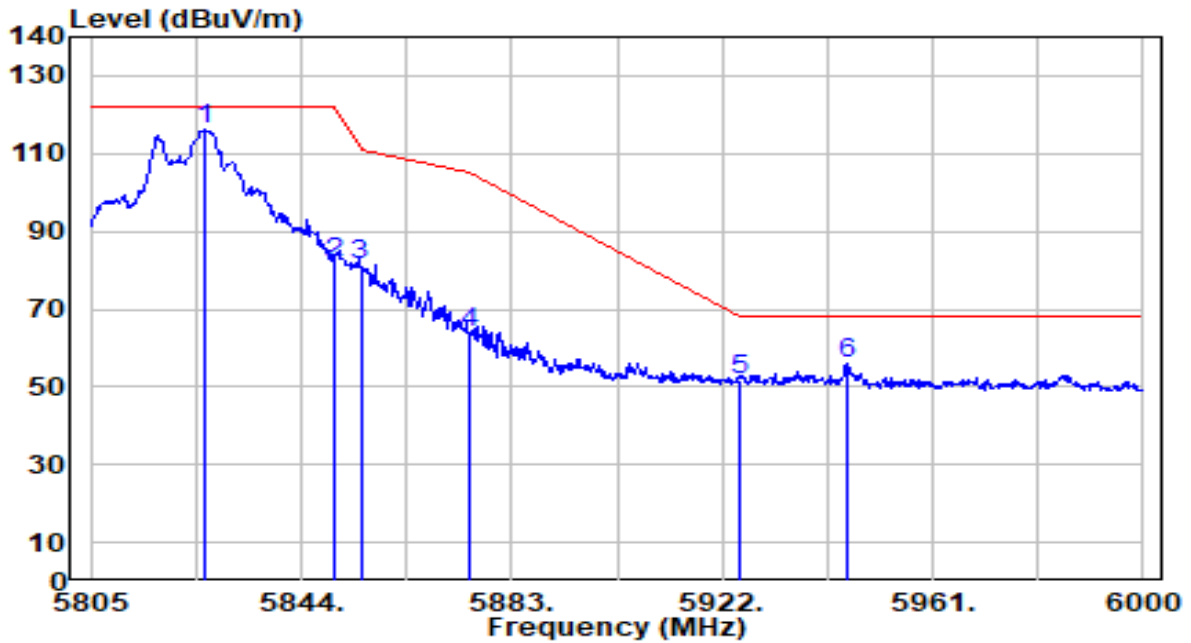


No	Frequency (MHz)	Reading (dBuV)	C.F (dB/m)	Measurement (dBuV/m)	Margin (dB)	Limit (dBuV/m)	Height (cm)	Angle (deg)	Remark (QP/PK/AV)
1	5826.645	119.34	-11.46	107.88	N/A	N/A	100	325	Peak
2	5850.000	73.87	-11.48	62.39	-59.81	122.20	100	325	Peak
3	5855.000	75.72	-11.48	64.24	-46.56	110.80	100	325	Peak
4	5875.000	63.76	-11.50	52.26	-52.94	105.20	100	325	Peak
5	5925.000	59.99	-11.54	48.45	-19.75	68.20	100	325	Peak
6	* 5945.010	62.02	-11.56	50.46	-17.74	68.20	100	325	Peak

Note:

1. " \*", means this data is the worst emission level.
2. C.F (Correction Factor) = Antenna Factor (dB/m) + Cable Loss (dB) – Preamplifier(dB) + 10dB Attenuation.
3. Measurement (dBuV/m) = Reading(dBuV) + C.F (Correction Factor).
4. The emission levels of other frequencies are very lower than the limit and not show in test report.

EUT	Omada 4G+Cat6 AX3000 Gigabit VPN Router	Date of Test	2023-09-09
Factor	DRH18-E	Temp. / Humidity	23°C /62%
Polarity	Vertical	Site / Test Engineer	AC2 / Marvin
Test Mode	802.11a_TX_Band4_CH 165_ANT 0+1+2	Test Voltage	AC 120V/60Hz

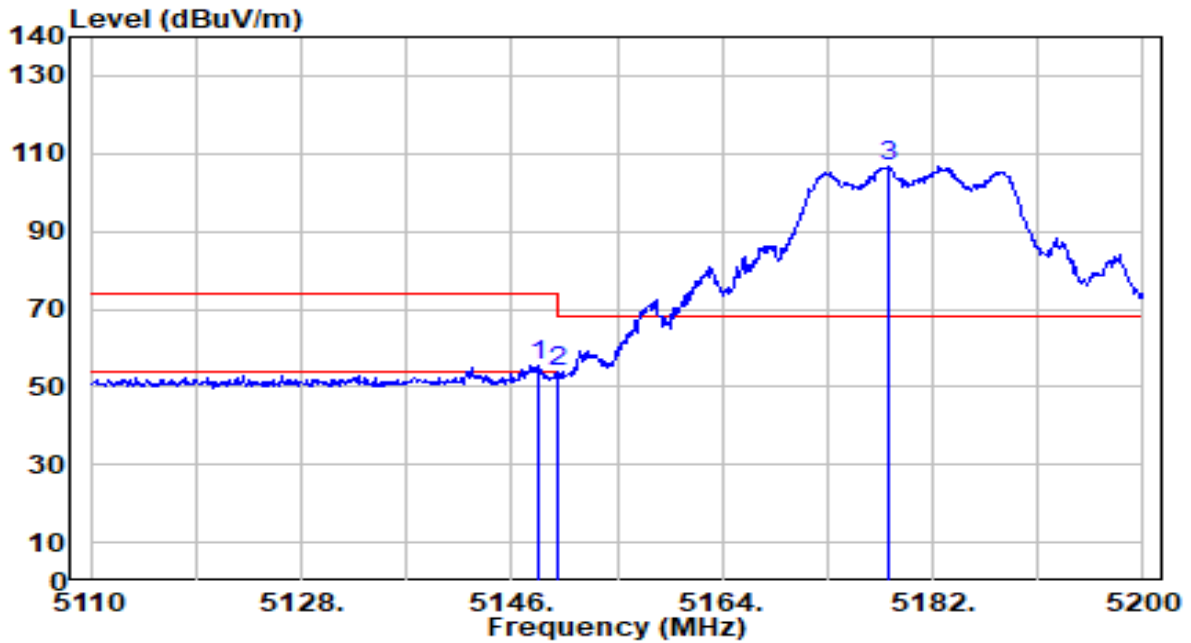


No	Frequency (MHz)	Reading (dBUV)	C.F (dB/m)	Measurement (dBUV/m)	Margin (dB)	Limit (dBUV/m)	Height (cm)	Angle (deg)	Remark (QP/PK/AV)
1	5826.255	127.50	-11.46	116.04	N/A	N/A	200	360	Peak
2	5850.000	93.15	-11.48	81.67	-40.53	122.20	200	360	Peak
3	5855.000	92.62	-11.48	81.14	-29.66	110.80	200	360	Peak
4	5875.000	75.17	-11.50	63.67	-41.53	105.20	200	360	Peak
5	5925.000	63.50	-11.54	51.96	-16.24	68.20	200	360	Peak
6	* 5945.400	67.54	-11.56	55.99	-12.21	68.20	200	360	Peak

Note:

1. " \*", means this data is the worst emission level.
2. C.F (Correction Factor) = Antenna Factor (dB/m) + Cable Loss (dB) – Preamplifier(dB) + 10dB Attenuation.
3. Measurement (dBUV/m) = Reading(dBUV) + C.F (Correction Factor).
4. The emission levels of other frequencies are very lower than the limit and not show in test report.

EUT	Omada 4G+Cat6 AX3000 Gigabit VPN Router	Date of Test	2023-09-09
Factor	DRH18-E	Temp. / Humidity	23°C /62%
Polarity	Horizontal	Site / Test Engineer	AC2 / Xuan
Test Mode	802.11ac20MHz_TX_Band1_CH 36_ANT 0+1+2	Test Voltage	AC 120V/60Hz



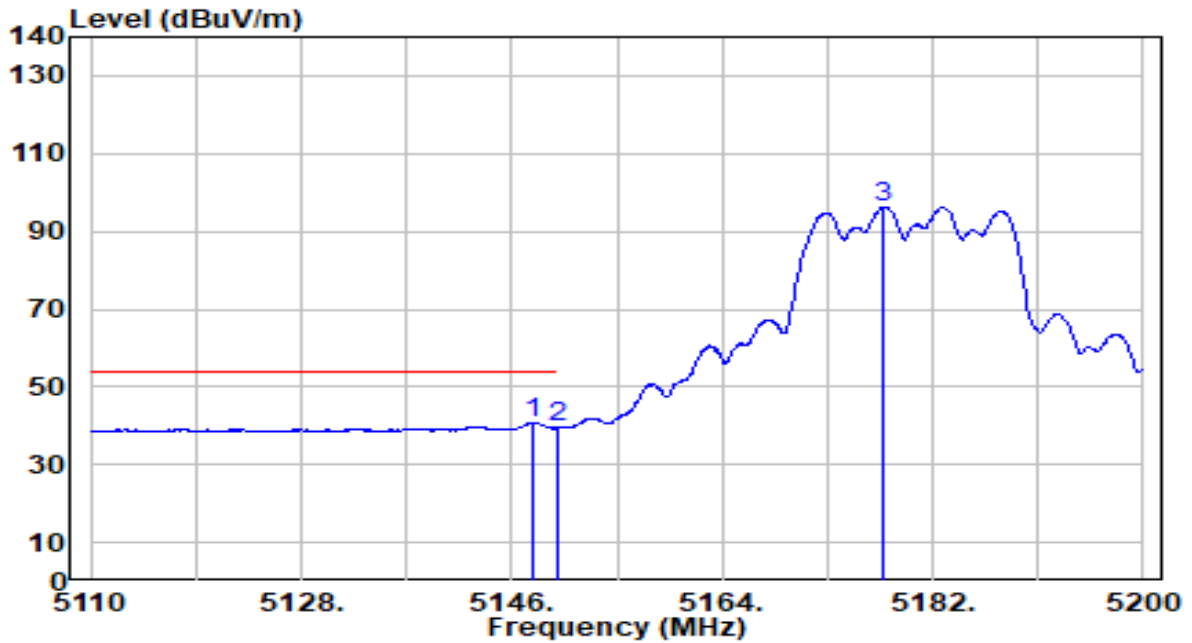
No	Frequency (MHz)	Reading (dBuV)	C.F (dB/m)	Measurement (dBuV/m)	Margin (dB)	Limit (dBuV/m)	Height (cm)	Angle (deg)	Remark (QP/PK/AV)
1	*	56.10	-0.72	55.39	-18.61	74.00	285	156	Peak
2		54.53	-0.72	53.82	-20.18	74.00	285	156	Peak
3		107.51	-0.73	106.78	N/A	N/A	285	156	Peak

Note:

1. " \*", means this data is the worst emission level.
2. C.F (Correction Factor) = Antenna Factor (dB/m) + Cable Loss (dB) – Preamplifier(dB) + 10dB Attenuation.
3. Measurement (dBuV/m) = Reading(dBuV) + C.F (Correction Factor).
4. The emission levels of other frequencies are very lower than the limit and not show in test report.



EUT	Omada 4G+Cat6 AX3000 Gigabit VPN Router	Date of Test	2023-09-09
Factor	DRH18-E	Temp. / Humidity	23°C /62%
Polarity	Horizontal	Site / Test Engineer	AC2 / Xuan
Test Mode	802.11ac20MHz_TX_Band1_CH 36_ANT 0+1+2	Test Voltage	AC 120V/60Hz

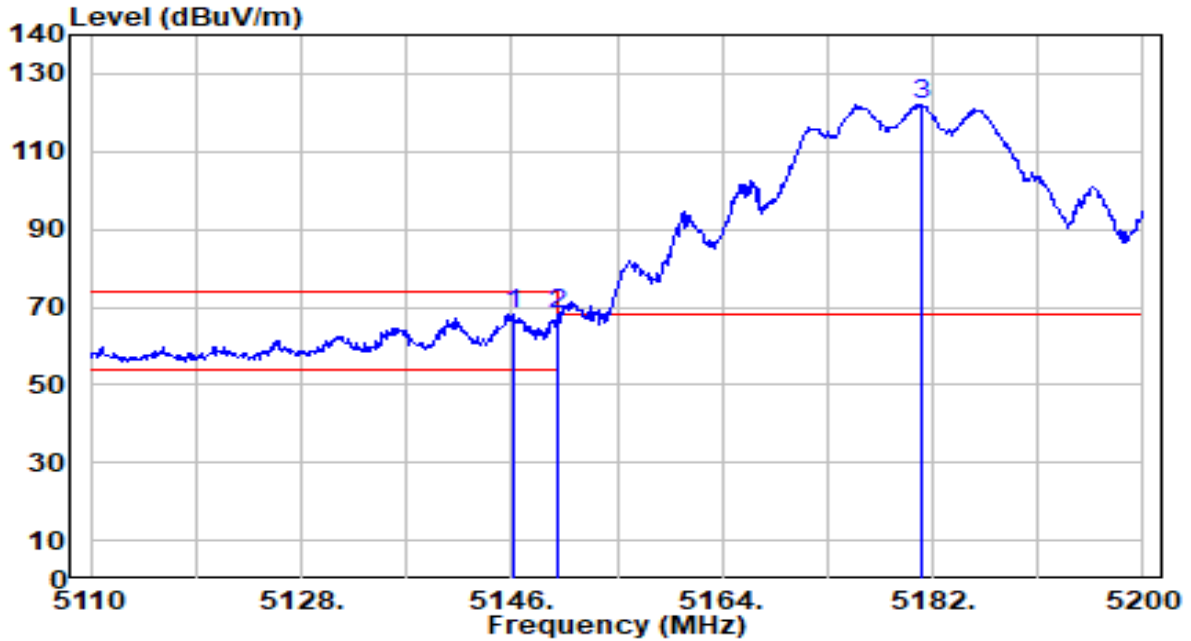


No	Frequency (MHz)	Reading (dBuV)	C.F (dB/m)	Measurement (dBuV/m)	Margin (dB)	Limit (dBuV/m)	Height (cm)	Angle (deg)	Remark (QP/PK/AV)	
1	*	5147.800	41.53	-0.72	40.81	-13.19	54.00	285	156	Average
2		5150.000	40.17	-0.72	39.45	-14.55	54.00	285	156	Average
3		5177.860	96.95	-0.73	96.21	N/A	N/A	285	156	Average

Note:

1. " \*", means this data is the worst emission level.
2. C.F (Correction Factor) = Antenna Factor (dB/m) + Cable Loss (dB) – Preamplifier(dB) + 10dB Attenuation.
3. Measurement (dBuV/m) = Reading(dBuV) + C.F (Correction Factor).
4. The emission levels of other frequencies are very lower than the limit and not show in test report.

EUT	Omada 4G+Cat6 AX3000 Gigabit VPN Router	Date of Test	2023-09-09
Factor	DRH18-E	Temp. / Humidity	23°C /62%
Polarity	Vertical	Site / Test Engineer	AC2 / Xuan
Test Mode	802.11ac20MHz_TX_Band1_CH 36_ANT 0+1+2	Test Voltage	AC 120V/60Hz

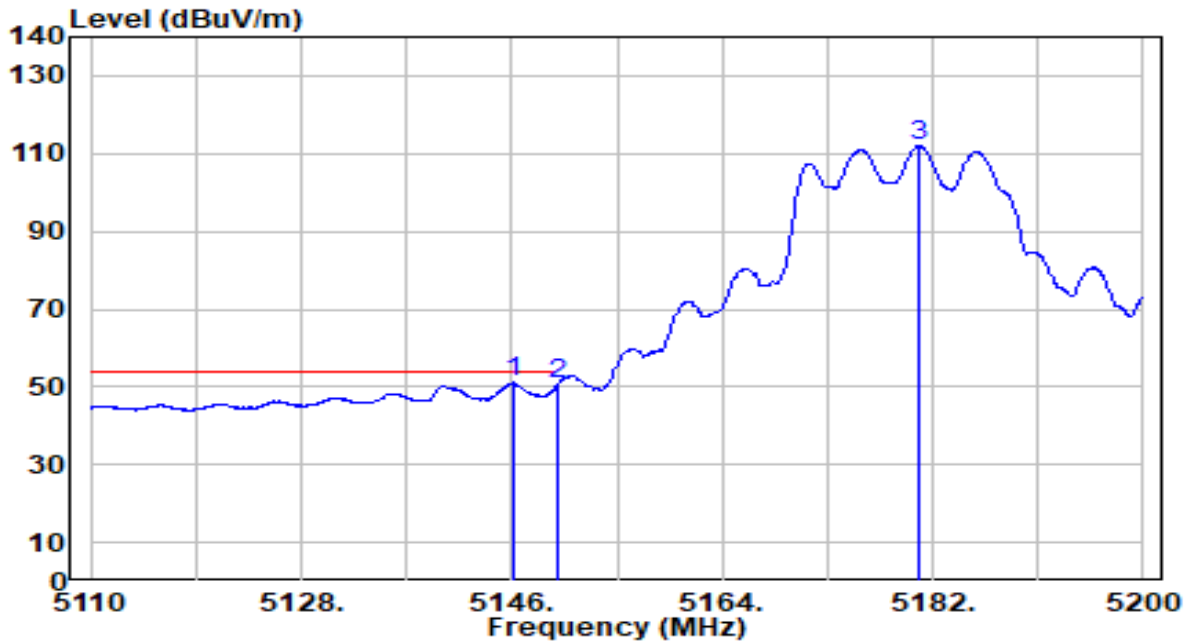


No	Frequency (MHz)	Reading (dBuV)	C.F (dB/m)	Measurement (dBuV/m)	Margin (dB)	Limit (dBuV/m)	Height (cm)	Angle (deg)	Remark (QP/PK/AV)	
1	*	5146.270	69.11	-0.72	68.40	-5.60	74.00	172	177	Peak
2		5150.000	68.77	-0.72	68.06	-5.94	74.00	172	177	Peak
3		5181.010	122.84	-0.73	122.10	N/A	N/A	172	177	Peak

Note:

1. " \*", means this data is the worst emission level.
2. C.F (Correction Factor) = Antenna Factor (dB/m) + Cable Loss (dB) – Preamplifier(dB) + 10dB Attenuation.
3. Measurement (dBuV/m) = Reading(dBuV) + C.F (Correction Factor).
4. The emission levels of other frequencies are very lower than the limit and not show in test report.

EUT	Omada 4G+Cat6 AX3000 Gigabit VPN Router	Date of Test	2023-09-09
Factor	DRH18-E	Temp. / Humidity	23°C /62%
Polarity	Vertical	Site / Test Engineer	AC2 / Xuan
Test Mode	802.11ac20MHz_TX_Band1_CH 36_ANT 0+1+2	Test Voltage	AC 120V/60Hz

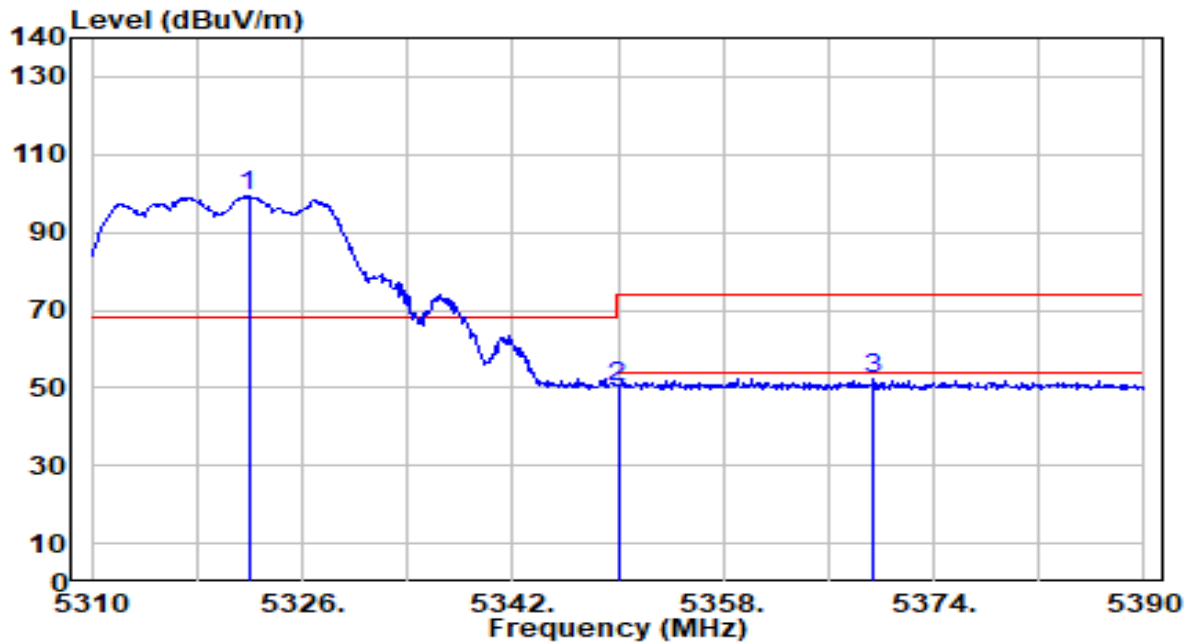


No	Frequency (MHz)	Reading (dBuV)	C.F (dB/m)	Measurement (dBuV/m)	Margin (dB)	Limit (dBuV/m)	Height (cm)	Angle (deg)	Remark (QP/PK/AV)
1	*	51.72	-0.72	51.00	-3.00	54.00	172	177	Average
2		51.36	-0.72	50.65	-3.35	54.00	172	177	Average
3		112.76	-0.73	112.03	N/A	N/A	172	177	Average

Note:

1. " \*", means this data is the worst emission level.
2. C.F (Correction Factor) = Antenna Factor (dB/m) + Cable Loss (dB) – Preamplifier(dB) + 10dB Attenuation.
3. Measurement (dBuV/m) = Reading(dBuV) + C.F (Correction Factor).
4. The emission levels of other frequencies are very lower than the limit and not show in test report.

EUT	Omada 4G+Cat6 AX3000 Gigabit VPN Router	Date of Test	2023-09-09
Factor	DRH18-E	Temp. / Humidity	23°C /62%
Polarity	Horizontal	Site / Test Engineer	AC2 / Xuan
Test Mode	802.11ac20MHz_TX_Band2_CH 64_ANT 0+1+2	Test Voltage	AC 120V/60Hz

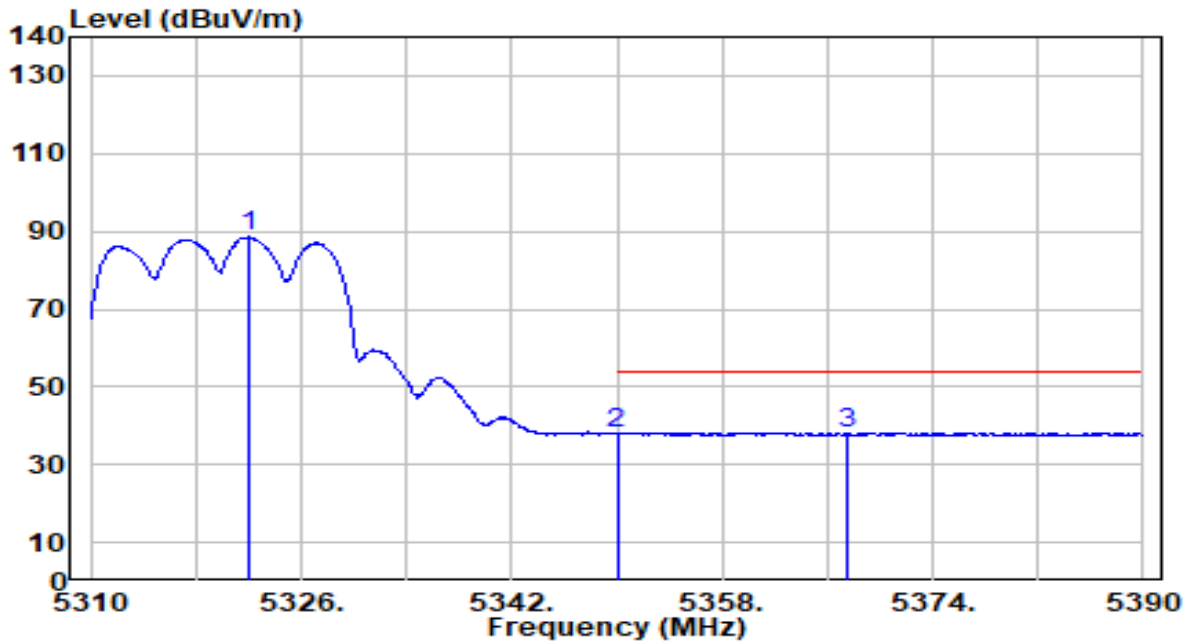


No	Frequency (MHz)	Reading (dBUV)	C.F (dB/m)	Measurement (dBUV/m)	Margin (dB)	Limit (dBUV/m)	Height (cm)	Angle (deg)	Remark (QP/PK/AV)
1	5321.920	100.21	-0.93	99.28	N/A	N/A	200	337	Peak
2	5350.000	51.13	-0.97	50.16	-23.84	74.00	200	337	Peak
3	* 5369.440	53.35	-1.00	52.35	-21.65	74.00	200	337	Peak

Note:

1. " \*", means this data is the worst emission level.
2. C.F (Correction Factor) = Antenna Factor (dB/m) + Cable Loss (dB) – Pre-amplifier(dB) + 10dB Attenuation.
3. Measurement (dBUV/m) = Reading(dBUV) + C.F (Correction Factor).
4. The emission levels of other frequencies are very lower than the limit and not show in test report.

EUT	Omada 4G+Cat6 AX3000 Gigabit VPN Router	Date of Test	2023-09-09
Factor	DRH18-E	Temp. / Humidity	23°C /62%
Polarity	Horizontal	Site / Test Engineer	AC2 / Xuan
Test Mode	802.11ac20MHz_TX_Band2_CH 64_ANT 0+1+2	Test Voltage	AC 120V/60Hz

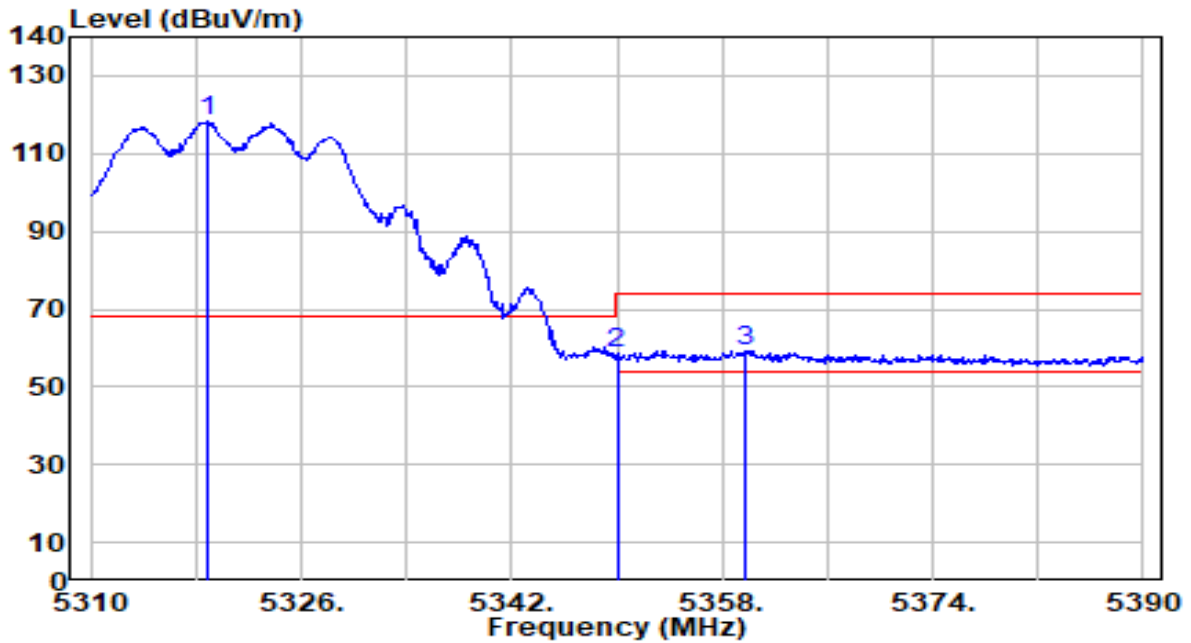


No	Frequency (MHz)	Reading (dBuV)	C.F (dB/m)	Measurement (dBuV/m)	Margin (dB)	Limit (dBuV/m)	Height (cm)	Angle (deg)	Remark (QP/PK/AV)
1	5322.080	89.46	-0.93	88.53	N/A	N/A	200	337	Average
2	5350.000	39.05	-0.97	38.08	-15.92	54.00	200	337	Average
3	* 5367.600	39.23	-1.00	38.23	-15.77	54.00	200	337	Average

Note:

1. " \*", means this data is the worst emission level.
2. C.F (Correction Factor) = Antenna Factor (dB/m) + Cable Loss (dB) – Preamplifier(dB) + 10dB Attenuation.
3. Measurement (dBuV/m) = Reading(dBuV) + C.F (Correction Factor).
4. The emission levels of other frequencies are very lower than the limit and not show in test report.

EUT	Omada 4G+Cat6 AX3000 Gigabit VPN Router	Date of Test	2023-09-09
Factor	DRH18-E	Temp. / Humidity	23°C /62%
Polarity	Vertical	Site / Test Engineer	AC2 / Xuan
Test Mode	802.11ac20MHz_TX_Band2_CH 64_ANT 0+1+2	Test Voltage	AC 120V/60Hz

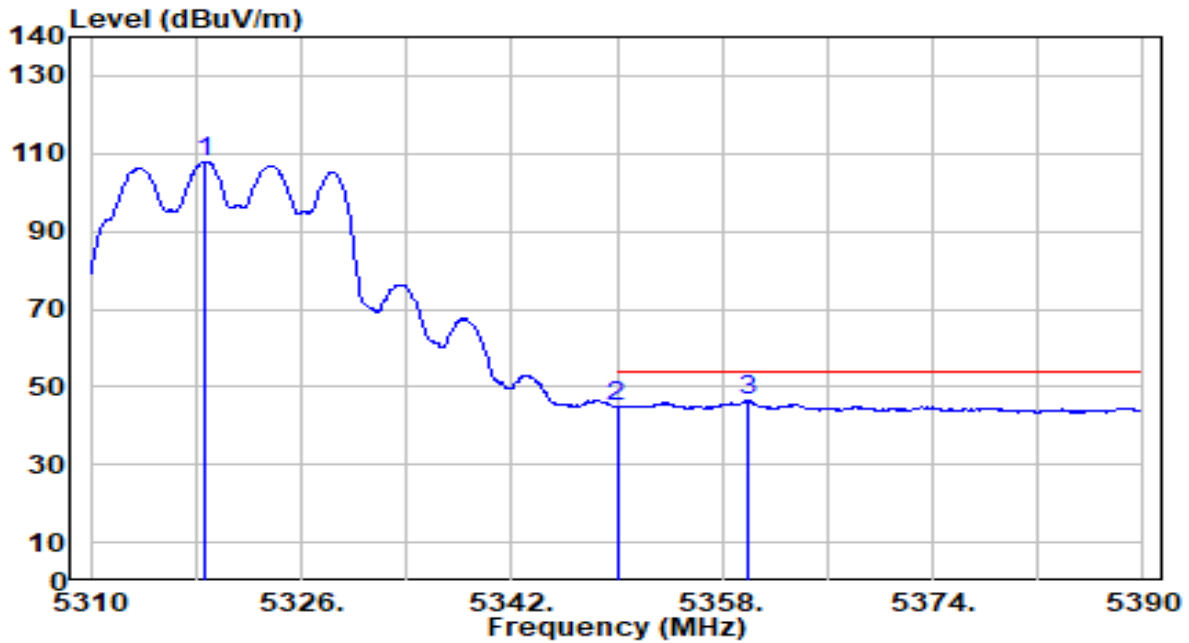


No	Frequency (MHz)	Reading (dBuV)	C.F (dB/m)	Measurement (dBuV/m)	Margin (dB)	Limit (dBuV/m)	Height (cm)	Angle (deg)	Remark (QP/PK/AV)
1	5318.880	119.25	-0.92	118.33	N/A	N/A	169	85	Peak
2	5350.000	59.84	-0.97	58.87	-15.13	74.00	169	85	Peak
3	* 5359.760	60.33	-0.99	59.34	-14.66	74.00	169	85	Peak

Note:

1. " \*", means this data is the worst emission level.
2. C.F (Correction Factor) = Antenna Factor (dB/m) + Cable Loss (dB) – Preamplifier(dB) + 10dB Attenuation.
3. Measurement (dBuV/m) = Reading(dBuV) + C.F (Correction Factor).
4. The emission levels of other frequencies are very lower than the limit and not show in test report.

EUT	Omada 4G+Cat6 AX3000 Gigabit VPN Router	Date of Test	2023-09-09
Factor	DRH18-E	Temp. / Humidity	23°C /62%
Polarity	Vertical	Site / Test Engineer	AC2 / Xuan
Test Mode	802.11ac20MHz_TX_Band2_CH 64_ANT 0+1+2	Test Voltage	AC 120V/60Hz

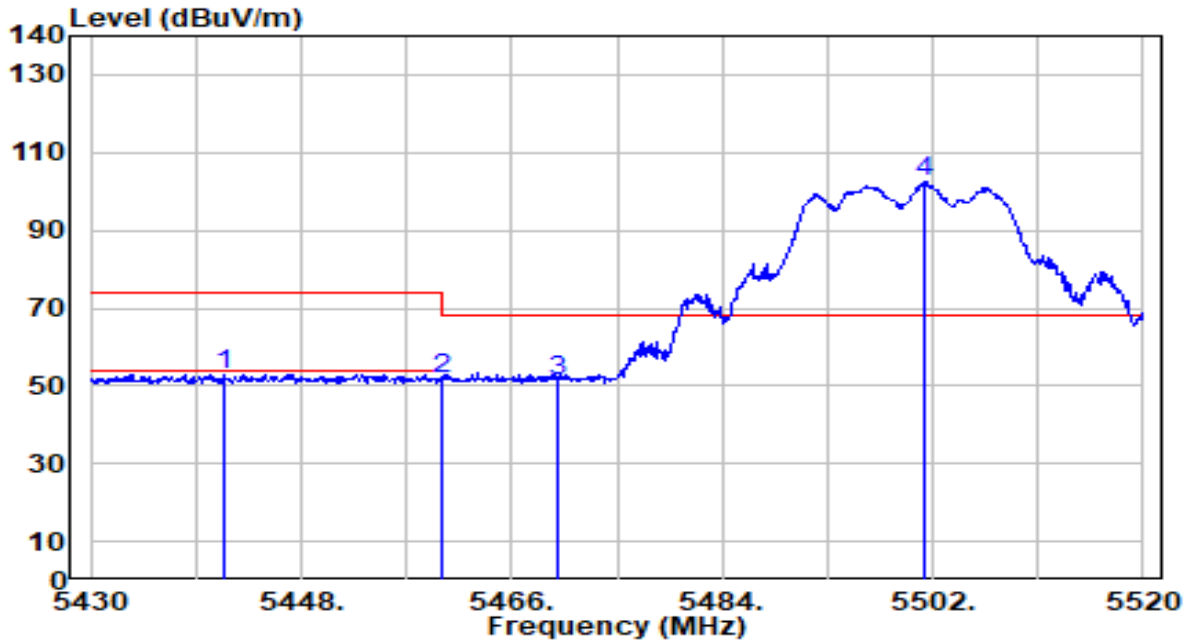


No	Frequency (MHz)	Reading (dBuV)	C.F (dB/m)	Measurement (dBuV/m)	Margin (dB)	Limit (dBuV/m)	Height (cm)	Angle (deg)	Remark (QP/PK/AV)
1	5318.720	108.80	-0.92	107.88	N/A	N/A	169	85	Average
2	5350.000	45.87	-0.97	44.90	-9.10	54.00	169	85	Average
3	* 5359.920	47.57	-0.99	46.59	-7.41	54.00	169	85	Average

Note:

1. " \*", means this data is the worst emission level.
2. C.F (Correction Factor) = Antenna Factor (dB/m) + Cable Loss (dB) – Pre-amplifier(dB) + 10dB Attenuation.
3. Measurement (dBuV/m) = Reading(dBuV) + C.F (Correction Factor).
4. The emission levels of other frequencies are very lower than the limit and not show in test report.

EUT	Omada 4G+Cat6 AX3000 Gigabit VPN Router	Date of Test	2023-09-09
Factor	DRH18-E	Temp. / Humidity	23°C /62%
Polarity	Horizontal	Site / Test Engineer	AC2 / Xuan
Test Mode	802.11ac20MHz_TX_Band3_CH 100_ANT 0+1+2	Test Voltage	AC 120V/60Hz



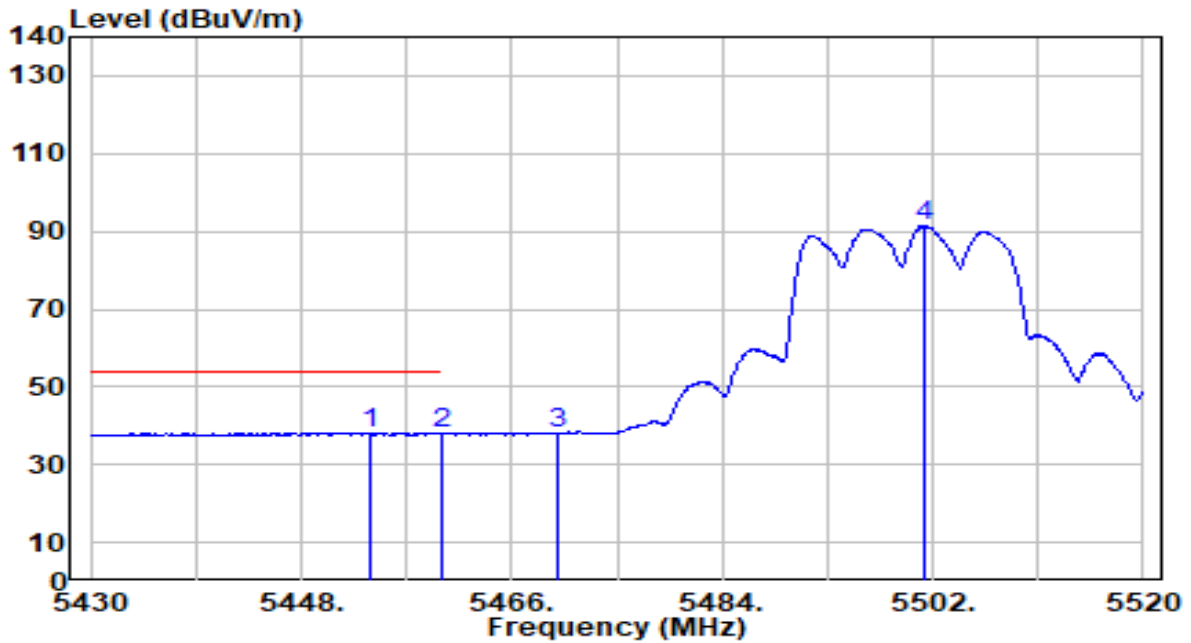
No	Frequency (MHz)	Reading (dBUV)	C.F (dB/m)	Measurement (dBUV/m)	Margin (dB)	Limit (dBUV/m)	Height (cm)	Angle (deg)	Remark (QP/PK/AV)
1	5441.520	53.91	-0.92	52.99	-21.01	74.00	178	336	Peak
2	5460.000	52.72	-0.87	51.85	-22.15	74.00	178	336	Peak
3	* 5470.000	52.24	-0.84	51.40	-16.80	68.20	178	336	Peak
4	5501.190	103.32	-0.75	102.58	N/A	N/A	178	336	Peak

Note:

- "\*", means this data is the worst emission level.
- C.F (Correction Factor) = Antenna Factor (dB/m) + Cable Loss (dB) – Preamplifier(dB) + 10dB Attenuation.
- Measurement (dBUV/m) = Reading(dBUV) + C.F (Correction Factor).
- The emission levels of other frequencies are very lower than the limit and not show in test report.



EUT	Omada 4G+Cat6 AX3000 Gigabit VPN Router	Date of Test	2023-09-09
Factor	DRH18-E	Temp. / Humidity	23°C /62%
Polarity	Horizontal	Site / Test Engineer	AC2 / Xuan
Test Mode	802.11ac20MHz_TX_Band3_CH 100_ANT 0+1+2	Test Voltage	AC 120V/60Hz

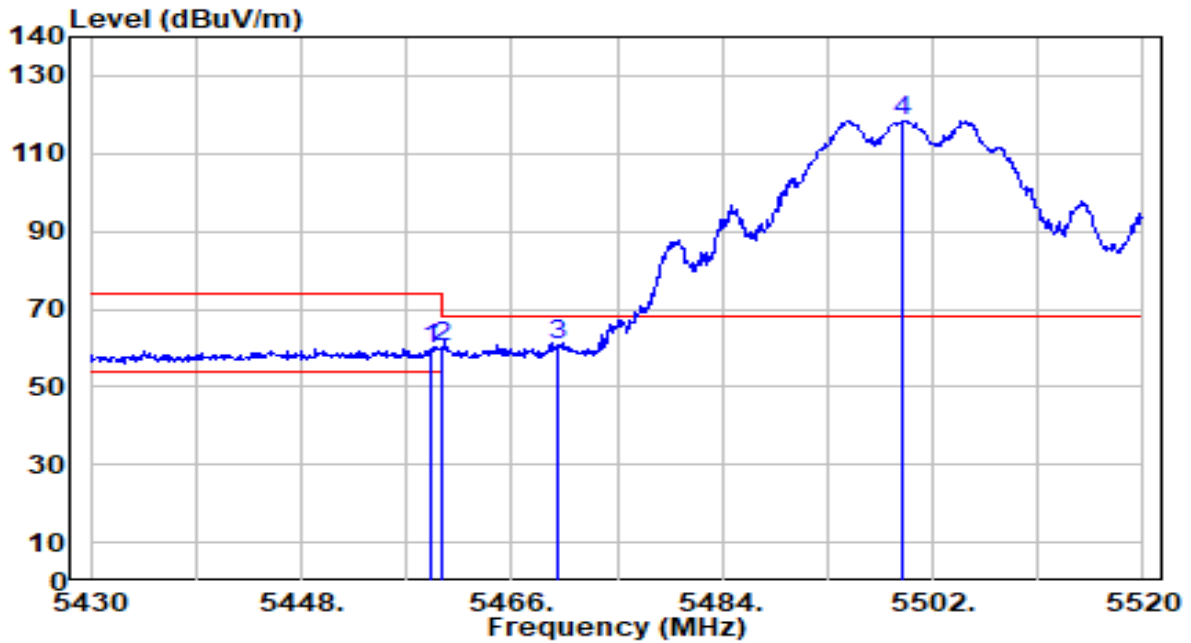


No	Frequency (MHz)	Reading (dBuV)	C.F (dB/m)	Measurement (dBuV/m)	Margin (dB)	Limit (dBuV/m)	Height (cm)	Angle (deg)	Remark (QP/PK/AV)
1	* 5453.940	39.01	-0.89	38.12	-15.88	54.00	178	336	Average
2	5460.000	38.86	-0.87	38.00	-16.00	54.00	178	336	Average
3	5470.000	38.79	-0.84	37.95	N/A	N/A	178	336	Average
4	5501.280	92.23	-0.75	91.48	N/A	N/A	178	336	Average

Note:

1. " \*", means this data is the worst emission level.
2. C.F (Correction Factor) = Antenna Factor (dB/m) + Cable Loss (dB) – Pre-amplifier(dB) + 10dB Attenuation.
3. Measurement (dBuV/m) = Reading(dBuV) + C.F (Correction Factor).
4. The emission levels of other frequencies are very lower than the limit and not show in test report.

EUT	Omada 4G+Cat6 AX3000 Gigabit VPN Router	Date of Test	2023-09-09
Factor	DRH18-E	Temp. / Humidity	23°C /62%
Polarity	Vertical	Site / Test Engineer	AC2 / Xuan
Test Mode	802.11ac20MHz_TX_Band3_CH 100_ANT 0+1+2	Test Voltage	AC 120V/60Hz

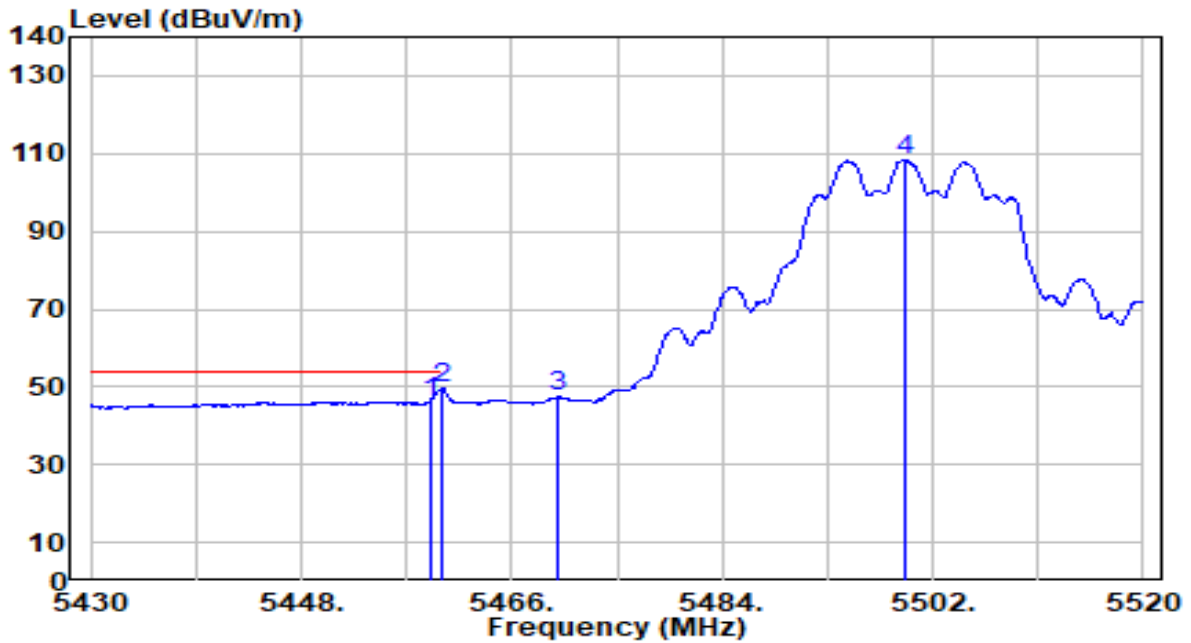


No	Frequency (MHz)	Reading (dBuV)	C.F (dB/m)	Measurement (dBuV/m)	Margin (dB)	Limit (dBuV/m)	Height (cm)	Angle (deg)	Remark (QP/PK/AV)
1	5458.980	60.48	-0.87	59.61	-14.39	74.00	176	33	Peak
2	5460.000	61.27	-0.87	60.40	-13.60	74.00	176	33	Peak
3	* 5470.000	61.40	-0.84	60.56	-7.64	68.20	176	33	Peak
4	5499.480	119.18	-0.75	118.42	N/A	N/A	176	33	Peak

Note:

1. " \*", means this data is the worst emission level.
2. C.F (Correction Factor) = Antenna Factor (dB/m) + Cable Loss (dB) – Pre-amplifier(dB) + 10dB Attenuation.
3. Measurement (dBuV/m) = Reading(dBuV) + C.F (Correction Factor).
4. The emission levels of other frequencies are very lower than the limit and not show in test report.

EUT	Omada 4G+Cat6 AX3000 Gigabit VPN Router	Date of Test	2023-09-09
Factor	DRH18-E	Temp. / Humidity	23°C /62%
Polarity	Vertical	Site / Test Engineer	AC2 / Xuan
Test Mode	802.11ac20MHz_TX_Band3_CH 100_ANT 0+1+2	Test Voltage	AC 120V/60Hz

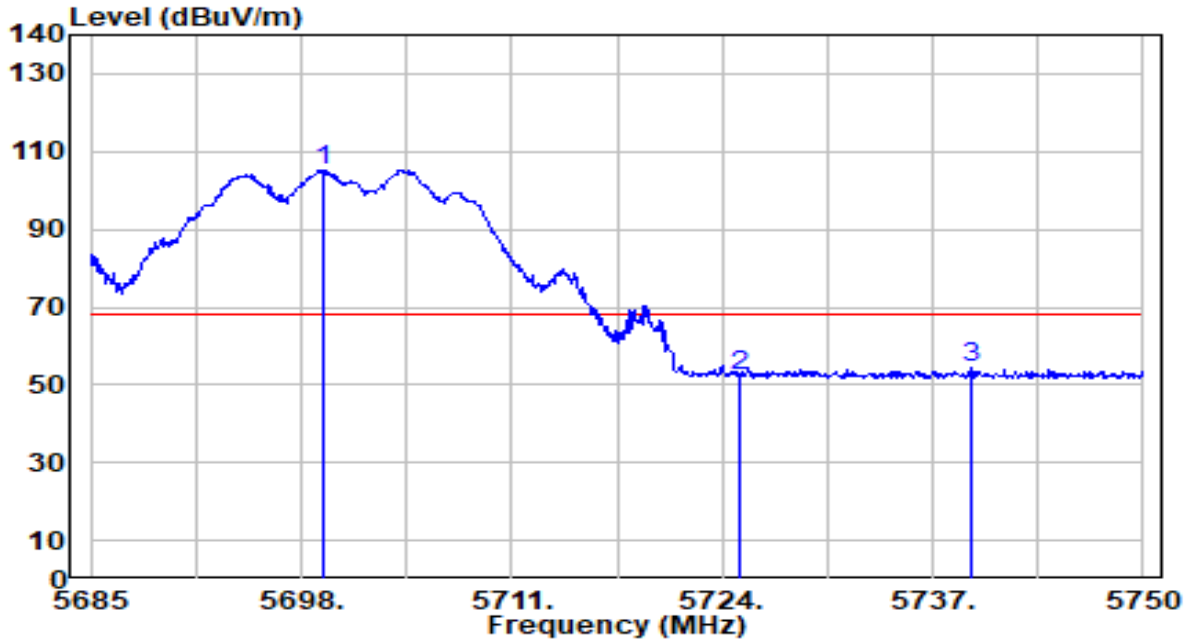


No	Frequency (MHz)	Reading (dBuV)	C.F (dB/m)	Measurement (dBuV/m)	Margin (dB)	Limit (dBuV/m)	Height (cm)	Angle (deg)	Remark (QP/PK/AV)
1	5458.980	47.10	-0.87	46.22	-7.78	54.00	176	33	Average
2	* 5460.000	50.28	-0.87	49.41	-4.59	54.00	176	33	Average
3	5470.000	48.23	-0.84	47.40	N/A	N/A	176	33	Average
4	5499.660	109.26	-0.75	108.51	N/A	N/A	176	33	Average

Note:

1. " \*", means this data is the worst emission level.
2. C.F (Correction Factor) = Antenna Factor (dB/m) + Cable Loss (dB) – Pre-amplifier(dB) + 10dB Attenuation.
3. Measurement (dBuV/m) = Reading(dBuV) + C.F (Correction Factor).
4. The emission levels of other frequencies are very lower than the limit and not show in test report.

EUT	Omada 4G+Cat6 AX3000 Gigabit VPN Router	Date of Test	2023-09-09
Factor	DRH18-E	Temp. / Humidity	23°C /62%
Polarity	Horizontal	Site / Test Engineer	AC2 / Xuan
Test Mode	802.11ac20MHz_TX_Band3_CH 140_ANT 0+1+2	Test Voltage	AC 120V/60Hz

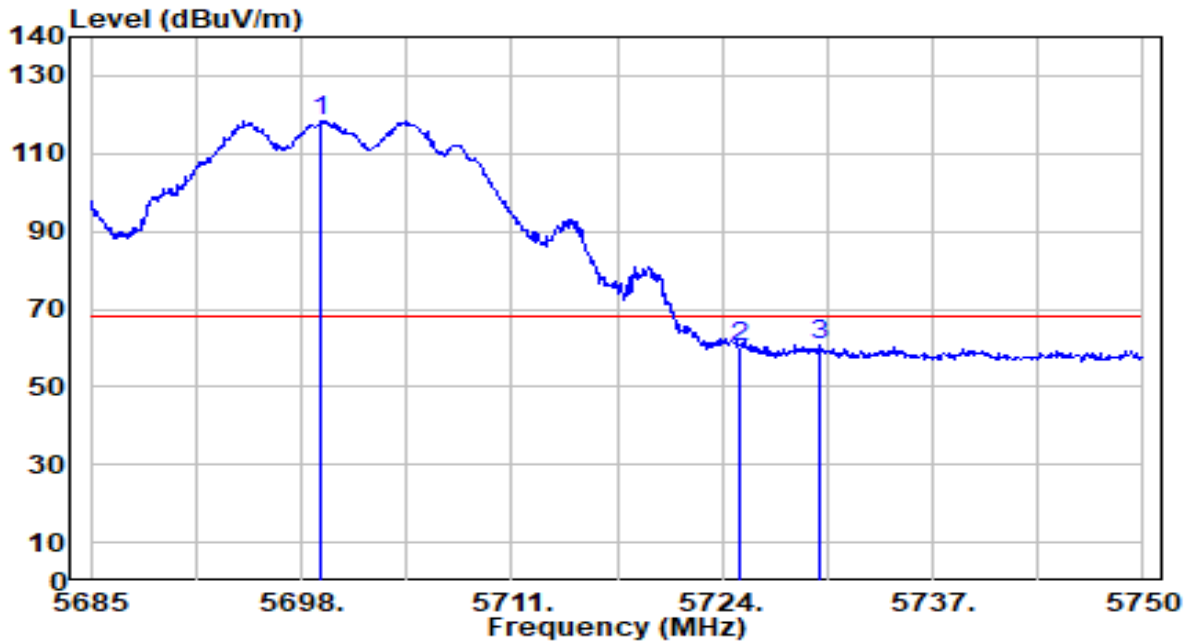


No	Frequency (MHz)	Reading (dBuV)	C.F (dB/m)	Measurement (dBuV/m)	Margin (dB)	Limit (dBuV/m)	Height (cm)	Angle (deg)	Remark (QP/PK/AV)
1	5699.300	105.13	0.09	105.22	N/A	N/A	199	324	Peak
2	5725.000	52.03	0.23	52.26	-15.94	68.20	199	324	Peak
3	* 5739.340	54.09	0.30	54.39	-13.81	68.20	199	324	Peak

Note:

1. " \*", means this data is the worst emission level.
2. C.F (Correction Factor) = Antenna Factor (dB/m) + Cable Loss (dB) – Preamplifier(dB) + 10dB Attenuation.
3. Measurement (dBuV/m) = Reading(dBuV) + C.F (Correction Factor).
4. The emission levels of other frequencies are very lower than the limit and not show in test report.

EUT	Omada 4G+Cat6 AX3000 Gigabit VPN Router	Date of Test	2023-09-09
Factor	DRH18-E	Temp. / Humidity	23°C /62%
Polarity	Vertical	Site / Test Engineer	AC2 / Xuan
Test Mode	802.11ac20MHz_TX_Band3_CH 140_ANT 0+1+2	Test Voltage	AC 120V/60Hz

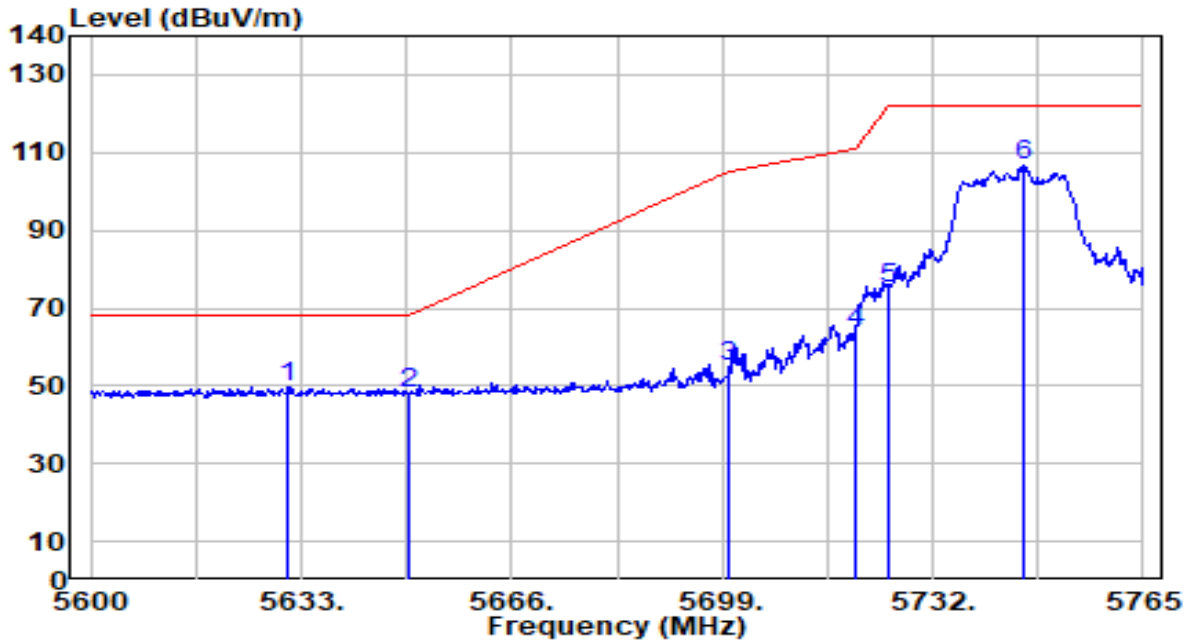


No	Frequency (MHz)	Reading (dBuV)	C.F (dB/m)	Measurement (dBuV/m)	Margin (dB)	Limit (dBuV/m)	Height (cm)	Angle (deg)	Remark (QP/PK/AV)
1	5699.235	118.33	0.09	118.43	N/A	N/A	189	0	Peak
2	5725.000	60.23	0.23	60.46	-7.74	68.20	189	0	Peak
3	* 5729.980	60.66	0.26	60.91	-7.29	68.20	189	0	Peak

Note:

1. " \*", means this data is the worst emission level.
2. C.F (Correction Factor) = Antenna Factor (dB/m) + Cable Loss (dB) – Preamplifier(dB) + 10dB Attenuation.
3. Measurement (dBuV/m) = Reading(dBuV) + C.F (Correction Factor).
4. The emission levels of other frequencies are very lower than the limit and not show in test report.

EUT	Omada 4G+Cat6 AX3000 Gigabit VPN Router	Date of Test	2023-09-09
Factor	DRH18-E	Temp. / Humidity	23°C /62%
Polarity	Horizontal	Site / Test Engineer	AC2 / Marvin
Test Mode	802.11ac-20MHz_TX_Band4_CH 149_ANT 0+1+2	Test Voltage	AC 120V/60Hz

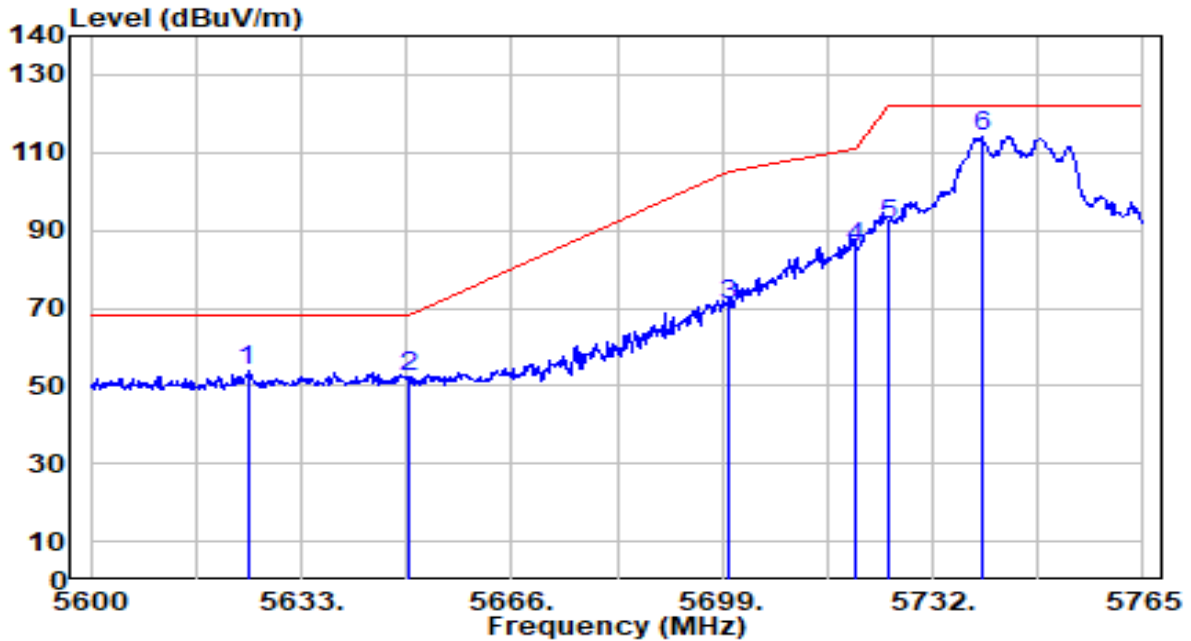


No	Frequency (MHz)	Reading (dBUV)	C.F (dB/m)	Measurement (dBUV/m)	Margin (dB)	Limit (dBUV/m)	Height (cm)	Angle (deg)	Remark (QP/PK/AV)	
1	*	5631.020	61.97	-12.30	49.67	-18.53	68.20	100	334	Peak
2		5650.000	60.30	-12.20	48.10	-20.10	68.20	100	334	Peak
3		5700.000	67.03	-11.94	55.08	-50.12	105.20	100	334	Peak
4		5720.000	75.62	-11.84	63.78	-47.02	110.80	100	334	Peak
5		5725.000	86.90	-11.82	75.08	-47.12	122.20	100	334	Peak
6		5746.190	118.18	-11.71	106.47	N/A	N/A	100	334	Peak

Note:

1. " \*", means this data is the worst emission level.
2. C.F (Correction Factor) = Antenna Factor (dB/m) + Cable Loss (dB) – Preamplifier(dB) + 10dB Attenuation.
3. Measurement (dBUV/m) = Reading(dBUV) + C.F (Correction Factor).
4. The emission levels of other frequencies are very lower than the limit and not show in test report.

EUT	Omada 4G+Cat6 AX3000 Gigabit VPN Router	Date of Test	2023-09-09
Factor	DRH18-E	Temp. / Humidity	23°C /62%
Polarity	Vertical	Site / Test Engineer	AC2 / Marvin
Test Mode	802.11ac-20MHz_TX_Band4_CH 149_ANT 0+1+2	Test Voltage	AC 120V/60Hz

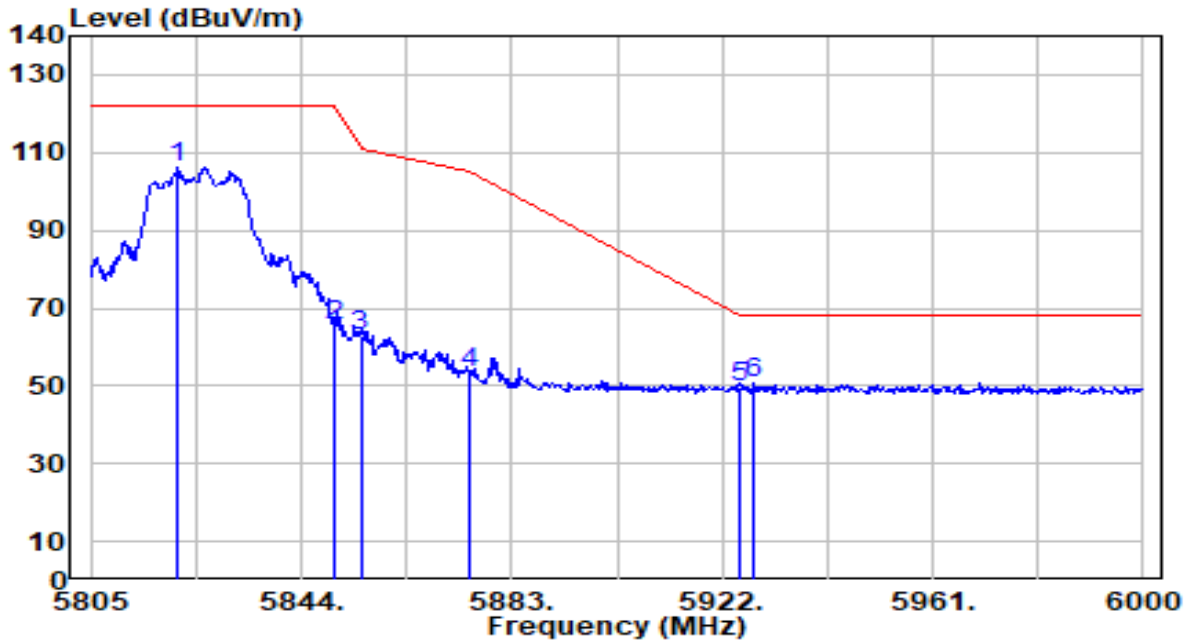


No	Frequency (MHz)	Reading (dBUV)	C.F (dB/m)	Measurement (dBUV/m)	Margin (dB)	Limit (dBUV/m)	Height (cm)	Angle (deg)	Remark (QP/PK/AV)
1	* 5624.585	66.31	-12.33	53.98	-14.22	68.20	200	65	Peak
2	5650.000	64.47	-12.20	52.27	-15.93	68.20	200	65	Peak
3	5700.000	82.59	-11.94	70.65	-34.55	105.20	200	65	Peak
4	5720.000	97.26	-11.84	85.41	-25.39	110.80	200	65	Peak
5	5725.000	103.19	-11.82	91.37	-30.83	122.20	200	65	Peak
6	5739.755	125.95	-11.74	114.21	N/A	N/A	200	65	Peak

Note:

1. " \*", means this data is the worst emission level.
2. C.F (Correction Factor) = Antenna Factor (dB/m) + Cable Loss (dB) – Preamplifier(dB) + 10dB Attenuation.
3. Measurement (dBUV/m) = Reading(dBUV) + C.F (Correction Factor).
4. The emission levels of other frequencies are very lower than the limit and not show in test report.

EUT	Omada 4G+Cat6 AX3000 Gigabit VPN Router	Date of Test	2023-09-09
Factor	DRH18-E	Temp. / Humidity	23°C /62%
Polarity	Horizontal	Site / Test Engineer	AC2 / Marvin
Test Mode	802.11ac-20MHz_TX_Band4_CH 165_ANT 0+1+2	Test Voltage	AC 120V/60Hz



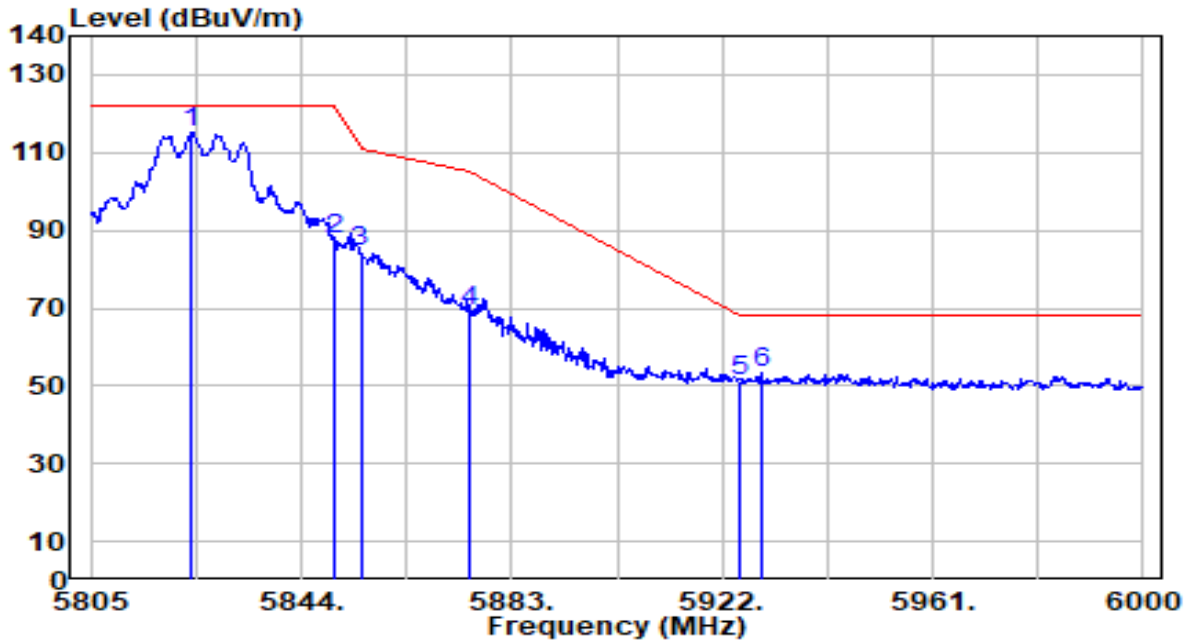
No	Frequency (MHz)	Reading (dBUV)	C.F (dB/m)	Measurement (dBUV/m)	Margin (dB)	Limit (dBUV/m)	Height (cm)	Angle (deg)	Remark (QP/PK/AV)
1	5821.185	117.41	-11.45	105.96	N/A	N/A	100	334	Peak
2	5850.000	77.08	-11.48	65.60	-56.60	122.20	100	334	Peak
3	5855.000	74.58	-11.48	63.10	-47.70	110.80	100	334	Peak
4	5875.000	64.91	-11.50	53.41	-51.79	105.20	100	334	Peak
5	5925.000	61.09	-11.54	49.55	-18.65	68.20	100	334	Peak
6	* 5927.850	62.05	-11.54	50.51	-17.69	68.20	100	334	Peak

Note:

1. " \*", means this data is the worst emission level.
2. C.F (Correction Factor) = Antenna Factor (dB/m) + Cable Loss (dB) – Preamplifier(dB) + 10dB Attenuation.
3. Measurement (dBUV/m) = Reading(dBUV) + C.F (Correction Factor).
4. The emission levels of other frequencies are very lower than the limit and not show in test report.



EUT	Omada 4G+Cat6 AX3000 Gigabit VPN Router	Date of Test	2023-09-09
Factor	DRH18-E	Temp. / Humidity	23°C /62%
Polarity	Vertical	Site / Test Engineer	AC2 / Marvin
Test Mode	802.11ac-20MHz_TX_Band4_CH 165_ANT 0+1+2	Test Voltage	AC 120V/60Hz

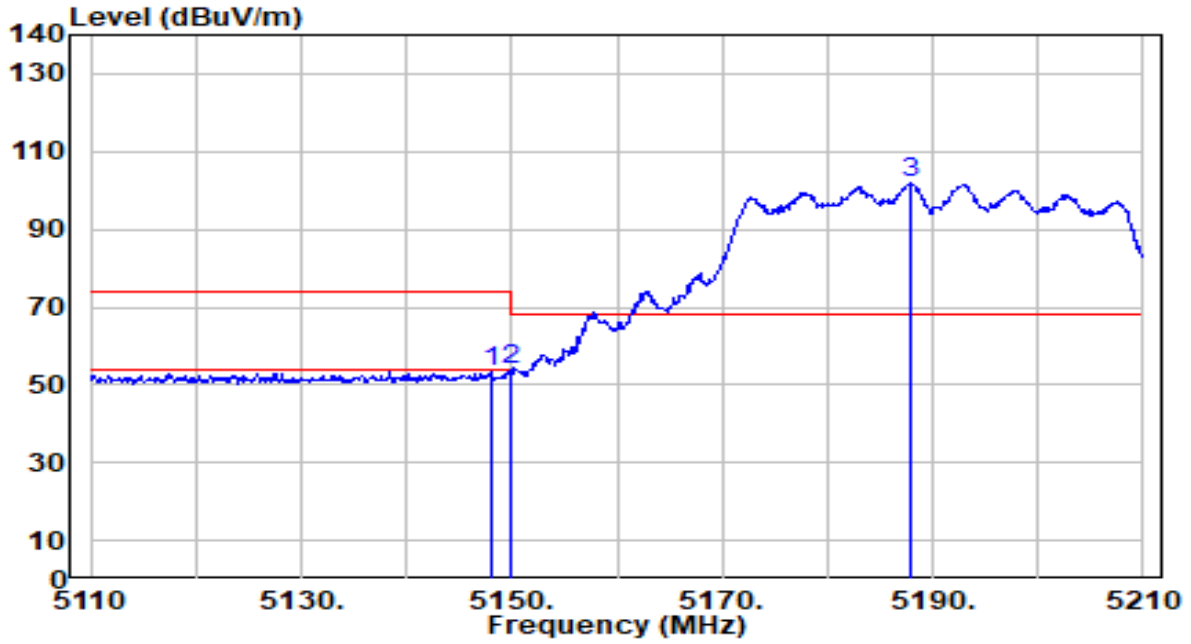


No	Frequency (MHz)	Reading (dBUV)	C.F (dB/m)	Measurement (dBUV/m)	Margin (dB)	Limit (dBUV/m)	Height (cm)	Angle (deg)	Remark (QP/PK/AV)
1	5823.525	126.41	-11.45	114.96	N/A	N/A	200	65	Peak
2	5850.000	99.13	-11.48	87.66	-34.54	122.20	200	65	Peak
3	5855.000	95.93	-11.48	84.45	-26.35	110.80	200	65	Peak
4	5875.000	80.89	-11.50	69.39	-35.81	105.20	200	65	Peak
5	5925.000	62.91	-11.54	51.37	-16.83	68.20	200	65	Peak
6	* 5929.215	65.16	-11.54	53.61	-14.59	68.20	200	65	Peak

Note:

1. " \*", means this data is the worst emission level.
2. C.F (Correction Factor) = Antenna Factor (dB/m) + Cable Loss (dB) – Preamplifier(dB) + 10dB Attenuation.
3. Measurement (dBUV/m) = Reading(dBUV) + C.F (Correction Factor).
4. The emission levels of other frequencies are very lower than the limit and not show in test report.

EUT	Omada 4G+Cat6 AX3000 Gigabit VPN Router	Date of Test	2023-09-09
Factor	DRH18-E	Temp. / Humidity	23°C /62%
Polarity	Horizontal	Site / Test Engineer	AC2 / Xuan
Test Mode	802.11ac40MHz_TX_Band1_CH 38_ANT 0+1+2	Test Voltage	AC 120V/60Hz

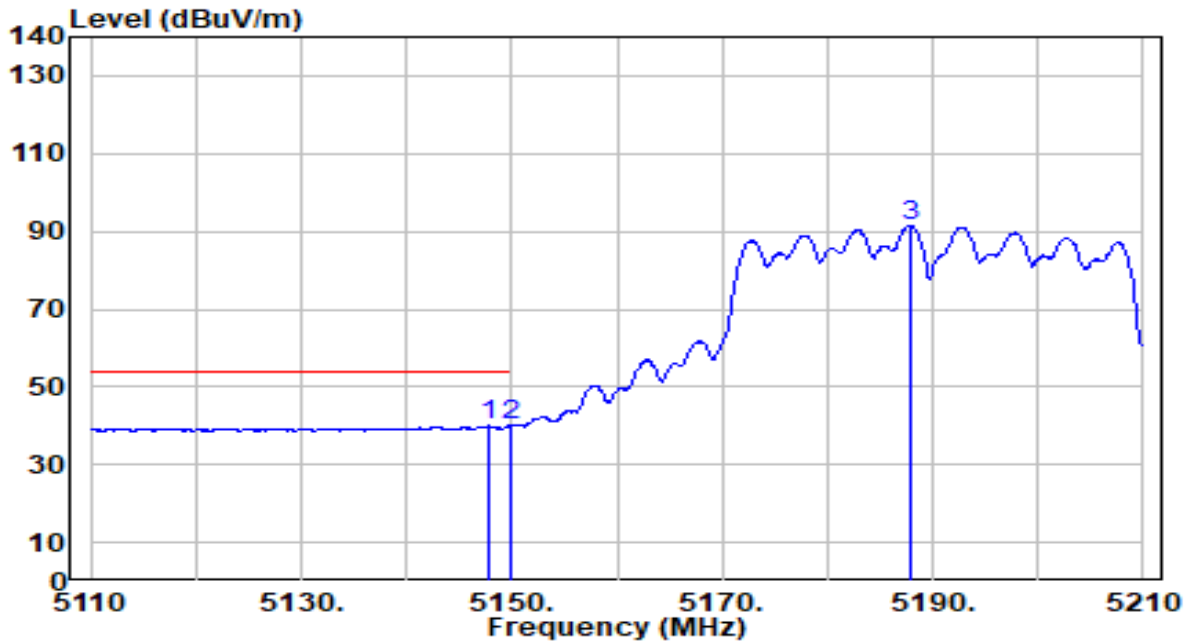


No	Frequency (MHz)	Reading (dBuV)	C.F (dB/m)	Measurement (dBuV/m)	Margin (dB)	Limit (dBuV/m)	Height (cm)	Angle (deg)	Remark (QP/PK/AV)
1	5148.000	54.20	-0.72	53.48	-20.52	74.00	286	157	Peak
2	* 5150.000	54.70	-0.72	53.98	-20.02	74.00	286	157	Peak
3	5187.900	102.75	-0.74	102.01	N/A	N/A	286	157	Peak

Note:

1. " \*", means this data is the worst emission level.
2. C.F (Correction Factor) = Antenna Factor (dB/m) + Cable Loss (dB) – Preamplifier(dB) + 10dB Attenuation.
3. Measurement (dBuV/m) = Reading(dBuV) + C.F (Correction Factor).
4. The emission levels of other frequencies are very lower than the limit and not show in test report.

EUT	Omada 4G+Cat6 AX3000 Gigabit VPN Router	Date of Test	2023-09-09
Factor	DRH18-E	Temp. / Humidity	23°C /62%
Polarity	Horizontal	Site / Test Engineer	AC2 / Xuan
Test Mode	802.11ac40MHz_TX_Band1_CH 38_ANT 0+1+2	Test Voltage	AC 120V/60Hz

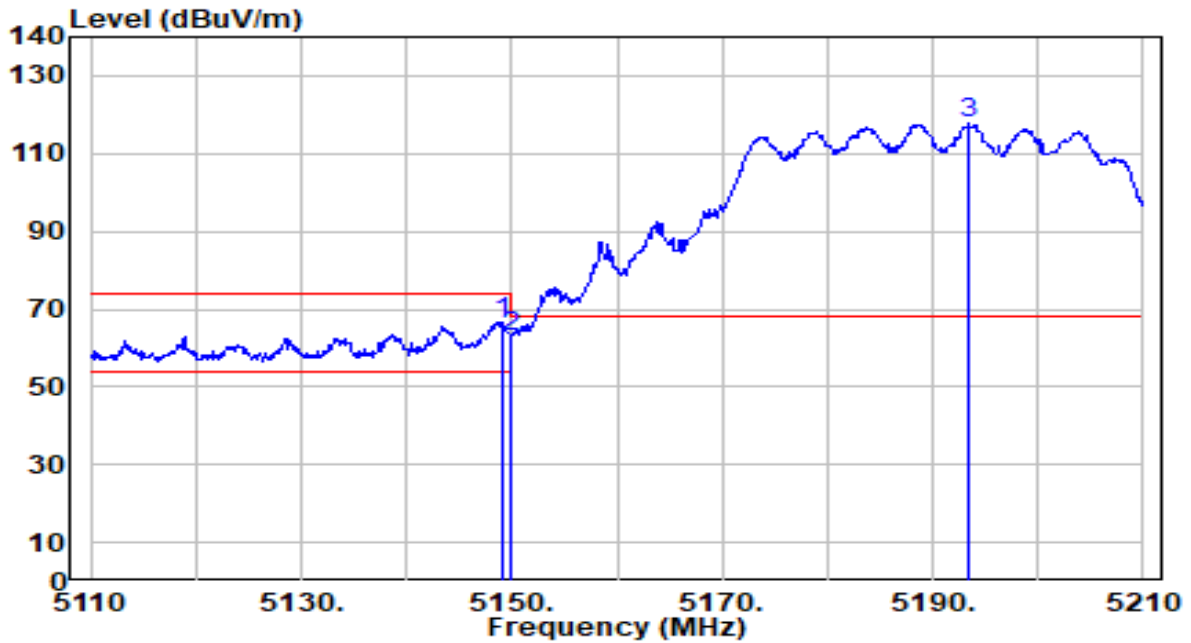


No	Frequency (MHz)	Reading (dBuV)	C.F (dB/m)	Measurement (dBuV/m)	Margin (dB)	Limit (dBuV/m)	Height (cm)	Angle (deg)	Remark (QP/PK/AV)	
1	*	5147.800	40.88	-0.72	40.16	-13.84	54.00	286	157	Average
2		5150.000	40.81	-0.72	40.09	-13.91	54.00	286	157	Average
3		5187.900	92.35	-0.74	91.61	N/A	N/A	286	157	Average

Note:

1. " \*", means this data is the worst emission level.
2. C.F (Correction Factor) = Antenna Factor (dB/m) + Cable Loss (dB) – Preamplifier(dB) + 10dB Attenuation.
3. Measurement (dBuV/m) = Reading(dBuV) + C.F (Correction Factor).
4. The emission levels of other frequencies are very lower than the limit and not show in test report.

EUT	Omada 4G+Cat6 AX3000 Gigabit VPN Router	Date of Test	2023-09-09
Factor	DRH18-E	Temp. / Humidity	23°C /62%
Polarity	Vertical	Site / Test Engineer	AC2 / Xuan
Test Mode	802.11ac40MHz_TX_Band1_CH 38_ANT 0+1+2	Test Voltage	AC 120V/60Hz

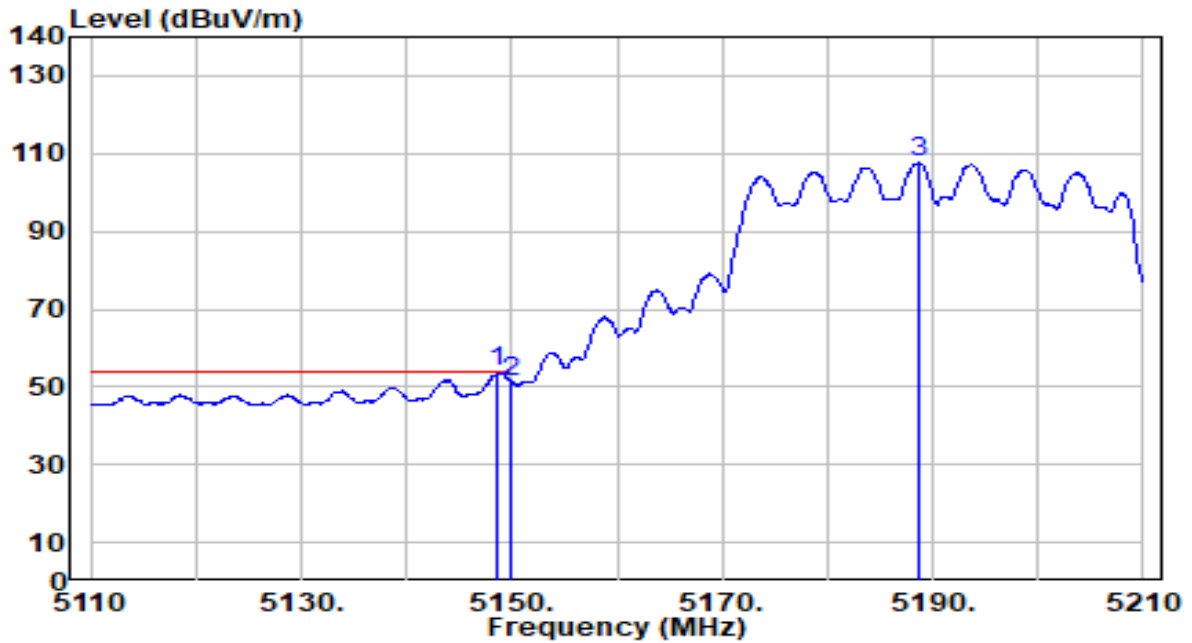


No	Frequency (MHz)	Reading (dBuV)	C.F (dB/m)	Measurement (dBuV/m)	Margin (dB)	Limit (dBuV/m)	Height (cm)	Angle (deg)	Remark (QP/PK/AV)	
1	*	5149.100	67.22	-0.72	66.50	-7.50	74.00	171	84	Peak
2		5150.000	63.76	-0.72	63.04	-10.96	74.00	171	84	Peak
3		5193.400	118.51	-0.74	117.77	N/A	N/A	171	84	Peak

Note:

1. " \*", means this data is the worst emission level.
2. C.F (Correction Factor) = Antenna Factor (dB/m) + Cable Loss (dB) – Preamplifier(dB) + 10dB Attenuation.
3. Measurement (dBuV/m) = Reading(dBuV) + C.F (Correction Factor).
4. The emission levels of other frequencies are very lower than the limit and not show in test report.

EUT	Omada 4G+Cat6 AX3000 Gigabit VPN Router	Date of Test	2023-09-09
Factor	DRH18-E	Temp. / Humidity	23°C /62%
Polarity	Vertical	Site / Test Engineer	AC2 / Xuan
Test Mode	802.11ac40MHz_TX_Band1_CH 38_ANT 0+1+2	Test Voltage	AC 120V/60Hz

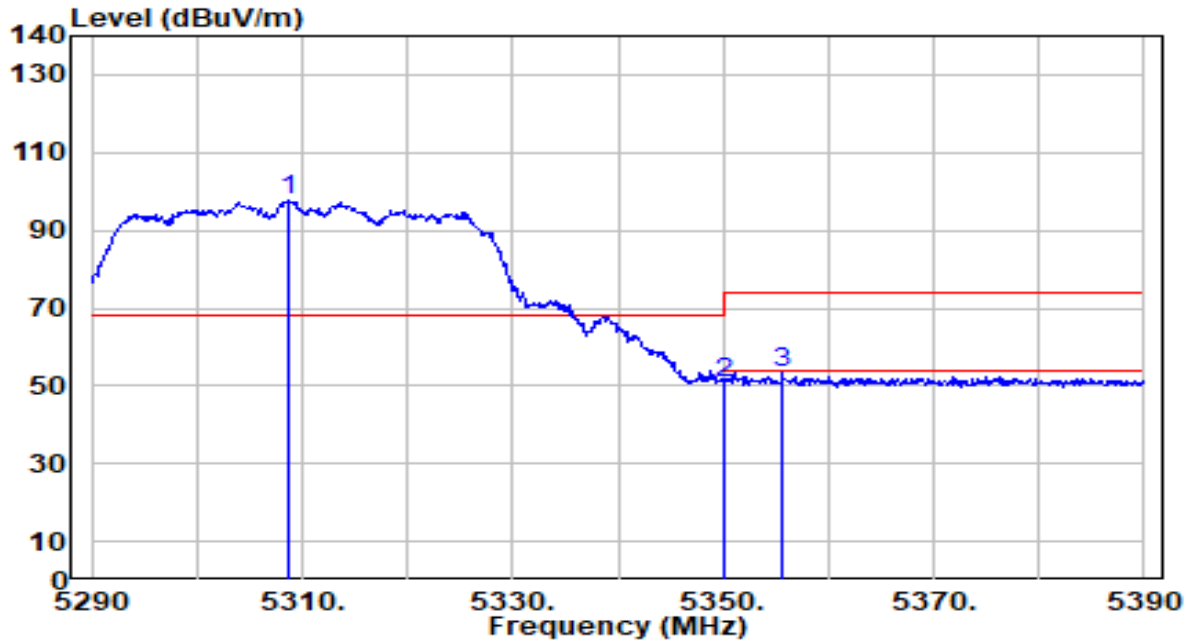


No	Frequency (MHz)	Reading (dBuV)	C.F (dB/m)	Measurement (dBuV/m)	Margin (dB)	Limit (dBuV/m)	Height (cm)	Angle (deg)	Remark (QP/PK/AV)
1	*	54.56	-0.72	53.84	-0.16	54.00	171	84	Average
2		51.86	-0.72	51.14	-2.86	54.00	171	84	Average
3		108.36	-0.74	107.62	N/A	N/A	171	84	Average

Note:

1. " \*", means this data is the worst emission level.
2. C.F (Correction Factor) = Antenna Factor (dB/m) + Cable Loss (dB) – Preamplifier(dB) + 10dB Attenuation.
3. Measurement (dBuV/m) = Reading(dBuV) + C.F (Correction Factor).
4. The emission levels of other frequencies are very lower than the limit and not show in test report.

EUT	Omada 4G+Cat6 AX3000 Gigabit VPN Router	Date of Test	2023-09-09
Factor	DRH18-E	Temp. / Humidity	23°C /62%
Polarity	Horizontal	Site / Test Engineer	AC2 / Xuan
Test Mode	802.11ac40MHz_TX_Band2_CH 62_ANT 0+1+2	Test Voltage	AC 120V/60Hz

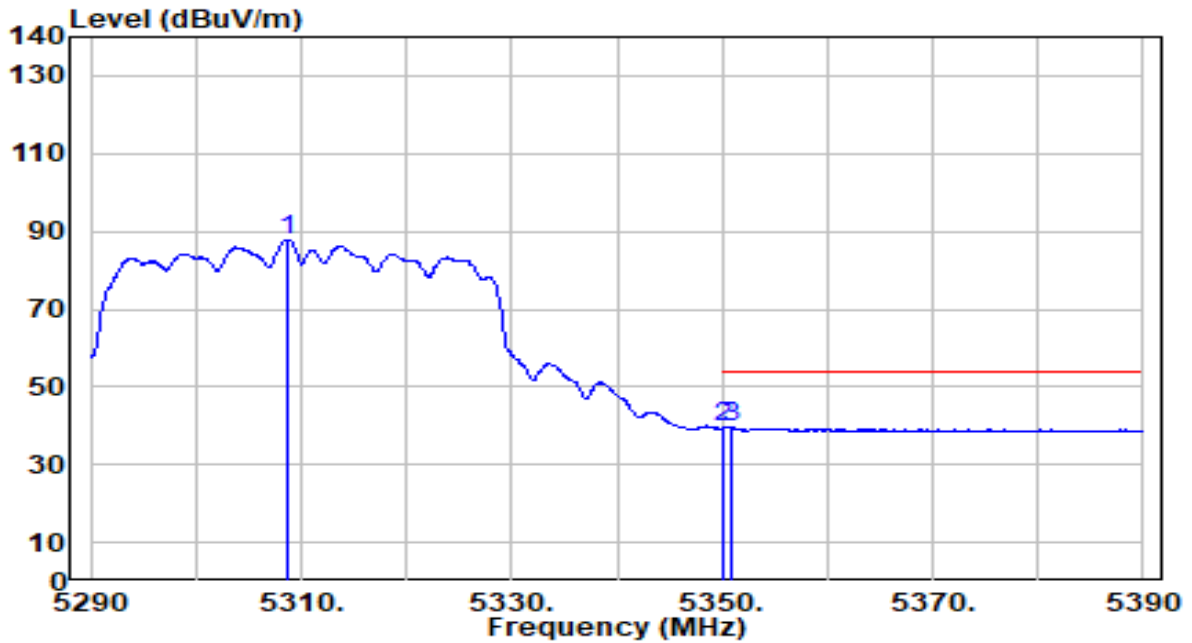


No	Frequency (MHz)	Reading (dBuV)	C.F (dB/m)	Measurement (dBuV/m)	Margin (dB)	Limit (dBuV/m)	Height (cm)	Angle (deg)	Remark (QP/PK/AV)
1	5308.600	98.86	-0.91	97.95	N/A	N/A	204	317	Peak
2	5350.000	51.81	-0.97	50.83	-23.17	74.00	204	317	Peak
3	* 5355.600	54.22	-0.98	53.24	-20.76	74.00	204	317	Peak

Note:

1. " \*", means this data is the worst emission level.
2. C.F (Correction Factor) = Antenna Factor (dB/m) + Cable Loss (dB) – Pre-amplifier(dB) + 10dB Attenuation.
3. Measurement (dBuV/m) = Reading(dBuV) + C.F (Correction Factor).
4. The emission levels of other frequencies are very lower than the limit and not show in test report.

EUT	Omada 4G+Cat6 AX3000 Gigabit VPN Router	Date of Test	2023-09-09
Factor	DRH18-E	Temp. / Humidity	23°C /62%
Polarity	Horizontal	Site / Test Engineer	AC2 / Xuan
Test Mode	802.11ac40MHz_TX_Band2_CH 62_ANT 0+1+2	Test Voltage	AC 120V/60Hz

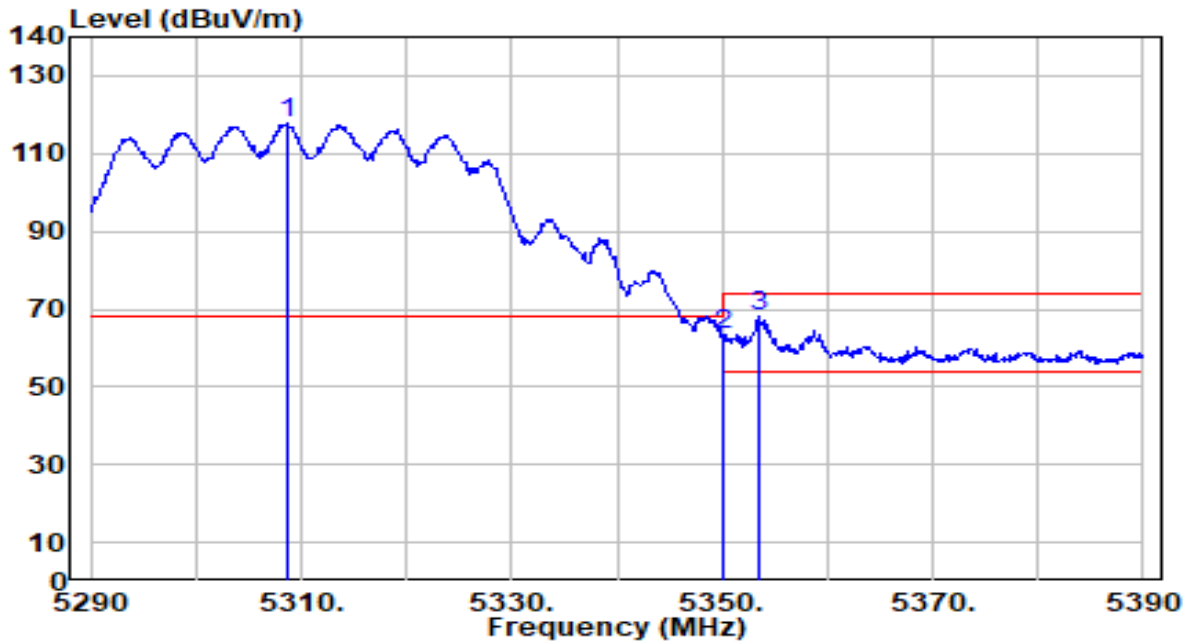


No	Frequency (MHz)	Reading (dBuV)	C.F (dB/m)	Measurement (dBuV/m)	Margin (dB)	Limit (dBuV/m)	Height (cm)	Angle (deg)	Remark (QP/PK/AV)
1	5308.700	88.80	-0.91	87.89	N/A	N/A	204	317	Average
2	5350.000	40.36	-0.97	39.39	-14.61	54.00	204	317	Average
3	* 5351.000	40.49	-0.97	39.51	-14.49	54.00	204	317	Average

Note:

1. " \*", means this data is the worst emission level.
2. C.F (Correction Factor) = Antenna Factor (dB/m) + Cable Loss (dB) – Pre-amplifier(dB) + 10dB Attenuation.
3. Measurement (dBuV/m) = Reading(dBuV) + C.F (Correction Factor).
4. The emission levels of other frequencies are very lower than the limit and not show in test report.

EUT	Omada 4G+Cat6 AX3000 Gigabit VPN Router	Date of Test	2023-09-09
Factor	DRH18-E	Temp. / Humidity	23°C /62%
Polarity	Vertical	Site / Test Engineer	AC2 / Xuan
Test Mode	802.11ac40MHz_TX_Band2_CH 62_ANT 0+1+2	Test Voltage	AC 120V/60Hz



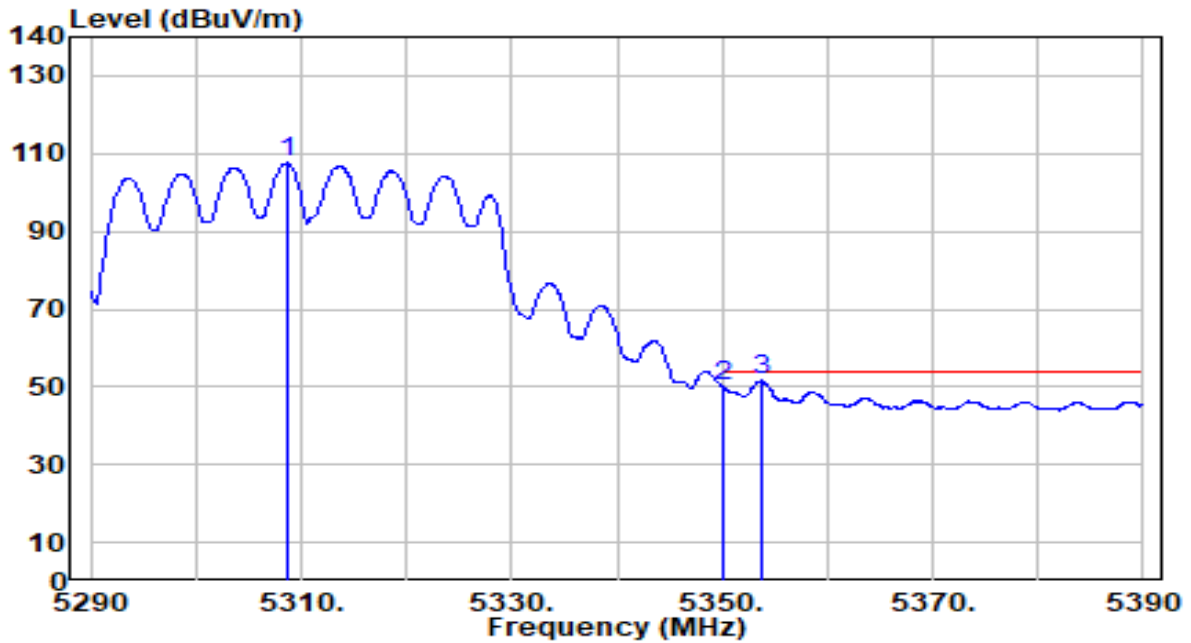
No	Frequency (MHz)	Reading (dBuV)	C.F (dB/m)	Measurement (dBuV/m)	Margin (dB)	Limit (dBuV/m)	Height (cm)	Angle (deg)	Remark (QP/PK/AV)
1	5308.800	118.47	-0.91	117.56	N/A	N/A	156	80	Peak
2	5350.000	64.25	-0.97	63.27	-10.73	74.00	156	80	Peak
3	* 5353.500	69.06	-0.98	68.09	-5.91	74.00	156	80	Peak

Note:

1. " \*", means this data is the worst emission level.
2. C.F (Correction Factor) = Antenna Factor (dB/m) + Cable Loss (dB) – Preamplifier(dB) + 10dB Attenuation.
3. Measurement (dBuV/m) = Reading(dBuV) + C.F (Correction Factor).
4. The emission levels of other frequencies are very lower than the limit and not show in test report.



EUT	Omada 4G+Cat6 AX3000 Gigabit VPN Router	Date of Test	2023-09-09
Factor	DRH18-E	Temp. / Humidity	23°C /62%
Polarity	Vertical	Site / Test Engineer	AC2 / Xuan
Test Mode	802.11ac40MHz_TX_Band2_CH 62_ANT 0+1+2	Test Voltage	AC 120V/60Hz

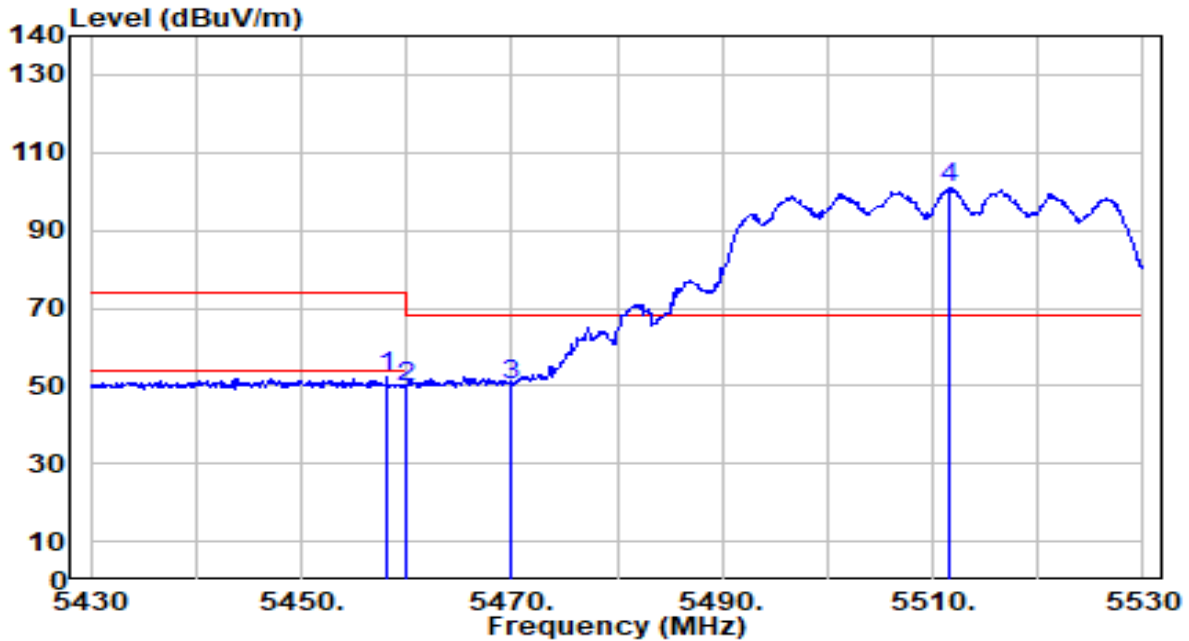


No	Frequency (MHz)	Reading (dBuV)	C.F (dB/m)	Measurement (dBuV/m)	Margin (dB)	Limit (dBuV/m)	Height (cm)	Angle (deg)	Remark (QP/PK/AV)
1	5308.600	108.54	-0.91	107.63	N/A	N/A	156	80	Average
2	5350.000	51.12	-0.97	50.15	-3.85	54.00	156	80	Average
3	* 5353.800	52.56	-0.98	51.59	-2.41	54.00	156	80	Average

Note:

1. " \*", means this data is the worst emission level.
2. C.F (Correction Factor) = Antenna Factor (dB/m) + Cable Loss (dB) – Preamplifier(dB) + 10dB Attenuation.
3. Measurement (dBuV/m) = Reading(dBuV) + C.F (Correction Factor).
4. The emission levels of other frequencies are very lower than the limit and not show in test report.

EUT	Omada 4G+Cat6 AX3000 Gigabit VPN Router	Date of Test	2023-09-09
Factor	DRH18-E	Temp. / Humidity	23°C /62%
Polarity	Horizontal	Site / Test Engineer	AC2 / Xuan
Test Mode	802.11ac40MHz_TX_Band3_CH 102_ANT 0+1+2	Test Voltage	AC 120V/60Hz

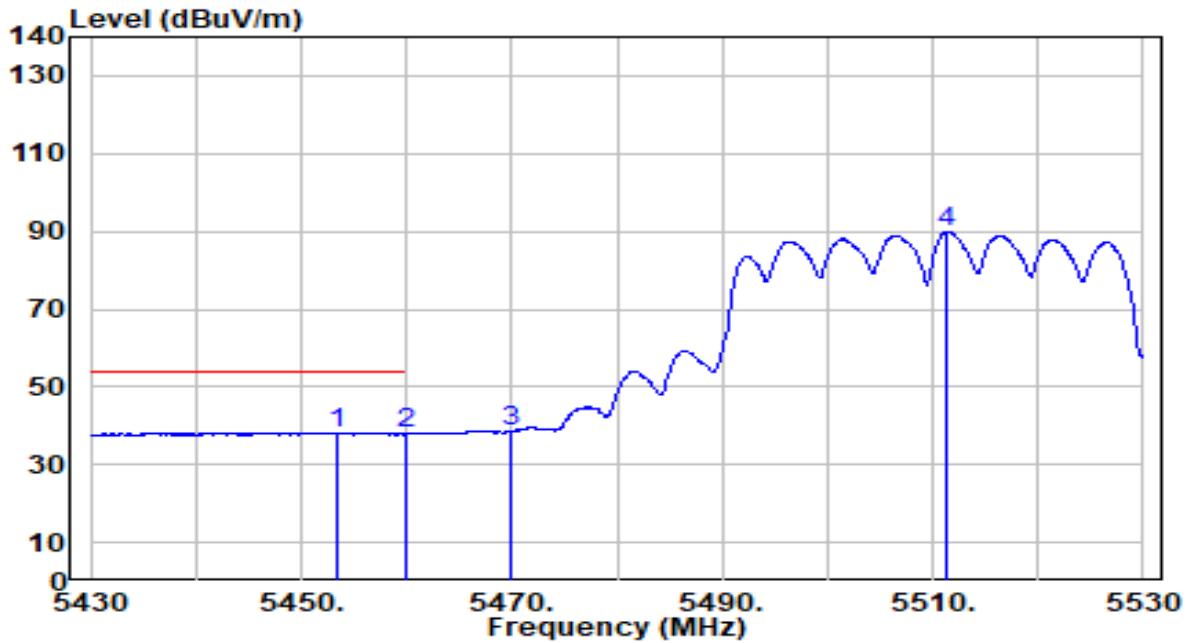


No	Frequency (MHz)	Reading (dBUV)	C.F (dB/m)	Measurement (dBUV/m)	Margin (dB)	Limit (dBUV/m)	Height (cm)	Angle (deg)	Remark (QP/PK/AV)
1	5458.100	52.92	-0.87	52.04	-21.96	74.00	176	336	Peak
2	5460.000	50.64	-0.87	49.77	-24.23	74.00	176	336	Peak
3	* 5470.000	51.28	-0.84	50.44	-17.76	68.20	176	336	Peak
4	5511.600	101.85	-0.71	101.14	N/A	N/A	176	336	Peak

Note:

- "\*", means this data is the worst emission level.
- C.F (Correction Factor) = Antenna Factor (dB/m) + Cable Loss (dB) – Preamplifier(dB) + 10dB Attenuation.
- Measurement (dBUV/m) = Reading(dBUV) + C.F (Correction Factor).
- The emission levels of other frequencies are very lower than the limit and not show in test report.

EUT	Omada 4G+Cat6 AX3000 Gigabit VPN Router	Date of Test	2023-09-09
Factor	DRH18-E	Temp. / Humidity	23°C /62%
Polarity	Horizontal	Site / Test Engineer	AC2 / Xuan
Test Mode	802.11ac40MHz_TX_Band3_CH 102_ANT 0+1+2	Test Voltage	AC 120V/60Hz

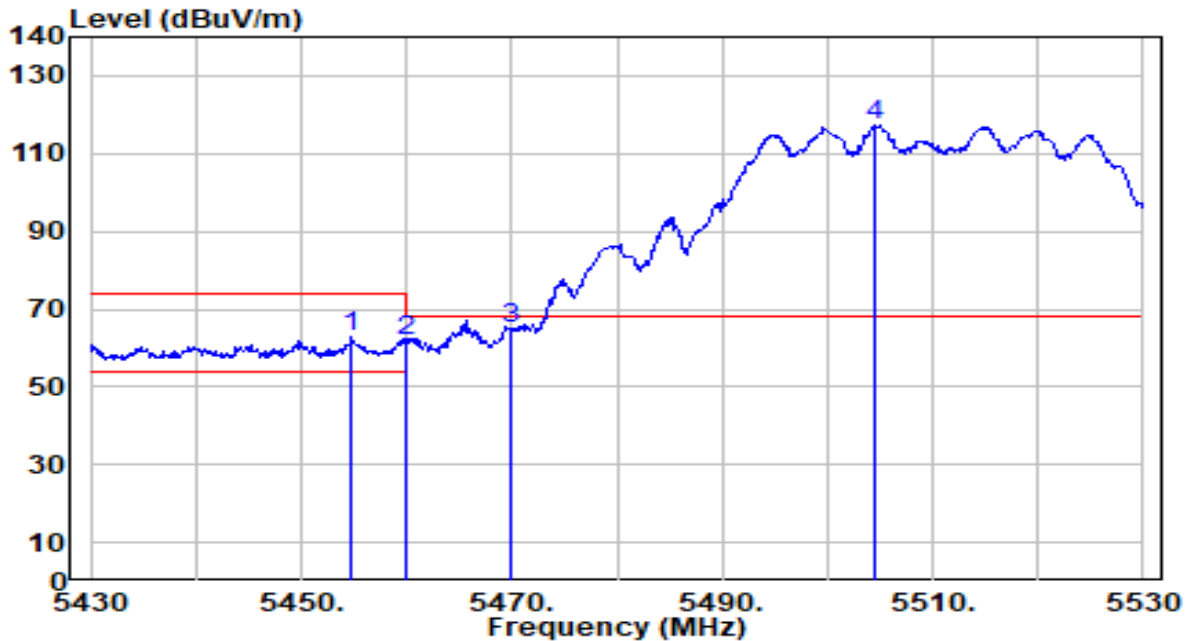


No	Frequency (MHz)	Reading (dBuV)	C.F (dB/m)	Measurement (dBuV/m)	Margin (dB)	Limit (dBuV/m)	Height (cm)	Angle (deg)	Remark (QP/PK/AV)
1	* 5453.400	39.15	-0.89	38.26	-15.74	54.00	176	336	Average
2	5460.000	38.77	-0.87	37.90	-16.10	54.00	176	336	Average
3	5470.000	39.62	-0.84	38.78	N/A	N/A	176	336	Average
4	5511.400	90.71	-0.71	90.00	N/A	N/A	176	336	Average

Note:

1. " \*", means this data is the worst emission level.
2. C.F (Correction Factor) = Antenna Factor (dB/m) + Cable Loss (dB) – Pre-amplifier(dB) + 10dB Attenuation.
3. Measurement (dBuV/m) = Reading(dBuV) + C.F (Correction Factor).
4. The emission levels of other frequencies are very lower than the limit and not show in test report.

EUT	Omada 4G+Cat6 AX3000 Gigabit VPN Router	Date of Test	2023-09-09
Factor	DRH18-E	Temp. / Humidity	23°C /62%
Polarity	Vertical	Site / Test Engineer	AC2 / Xuan
Test Mode	802.11ac40MHz_TX_Band3_CH 102_ANT 0+1+2	Test Voltage	AC 120V/60Hz

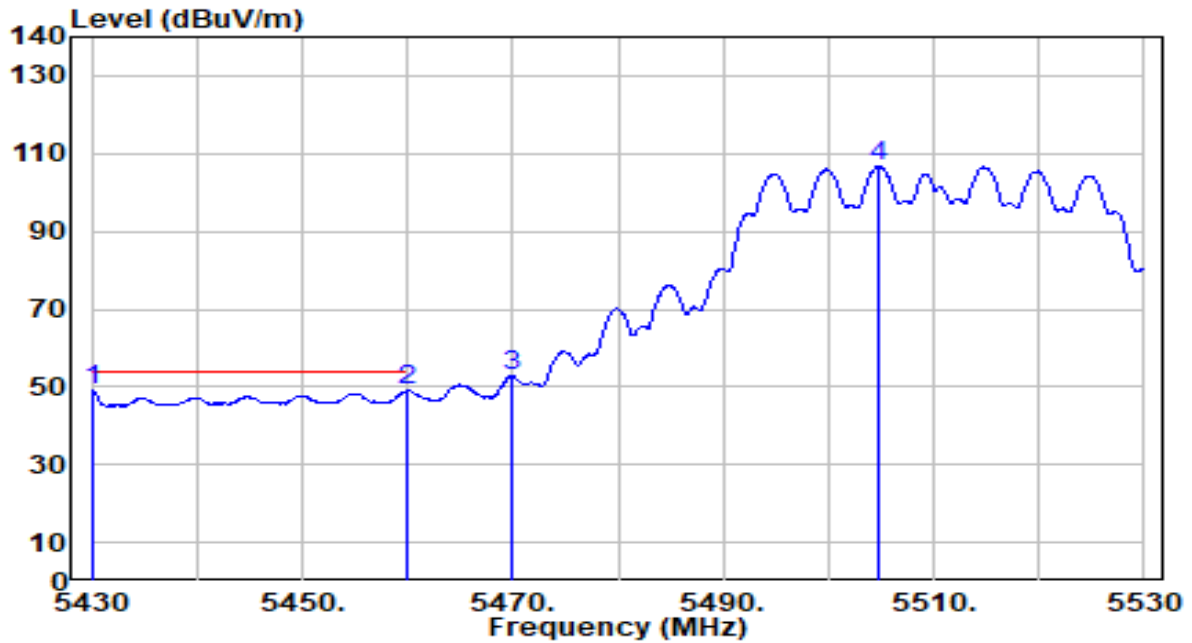


No	Frequency (MHz)	Reading (dBuV)	C.F (dB/m)	Measurement (dBuV/m)	Margin (dB)	Limit (dBuV/m)	Height (cm)	Angle (deg)	Remark (QP/PK/AV)
1	5454.800	63.50	-0.88	62.62	-11.38	74.00	188	34	Peak
2	5460.000	62.84	-0.87	61.97	-12.03	74.00	188	34	Peak
3	* 5470.000	65.71	-0.84	64.87	-3.33	68.20	188	34	Peak
4	5504.600	117.81	-0.74	117.07	N/A	N/A	188	34	Peak

Note:

1. " \*", means this data is the worst emission level.
2. C.F (Correction Factor) = Antenna Factor (dB/m) + Cable Loss (dB) – Pre-amplifier(dB) + 10dB Attenuation.
3. Measurement (dBuV/m) = Reading(dBuV) + C.F (Correction Factor).
4. The emission levels of other frequencies are very lower than the limit and not show in test report.

EUT	Omada 4G+Cat6 AX3000 Gigabit VPN Router	Date of Test	2023-09-09
Factor	DRH18-E	Temp. / Humidity	23°C /62%
Polarity	Vertical	Site / Test Engineer	AC2 / Xuan
Test Mode	802.11ac40MHz_TX_Band3_CH 102_ANT 0+1+2	Test Voltage	AC 120V/60Hz

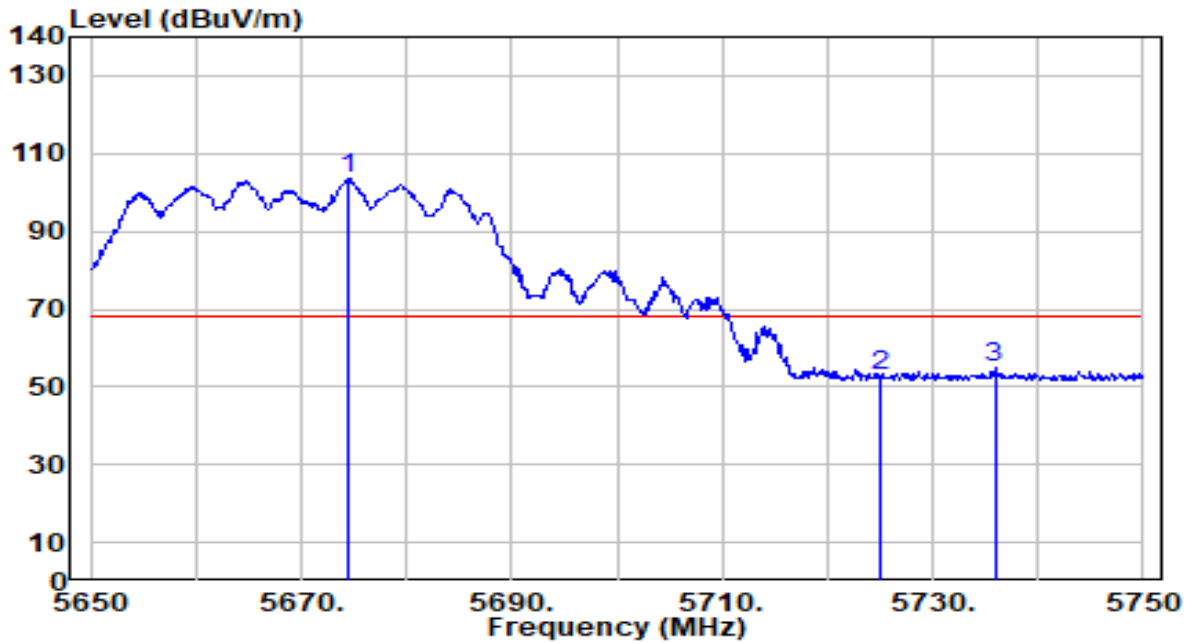


No	Frequency (MHz)	Reading (dBuV)	C.F (dB/m)	Measurement (dBuV/m)	Margin (dB)	Limit (dBuV/m)	Height (cm)	Angle (deg)	Remark (QP/PK/AV)
1	* 5430.000	50.33	-0.96	49.37	-4.63	54.00	188	34	Average
2	5460.000	49.79	-0.87	48.92	-5.08	54.00	188	34	Average
3	5470.000	53.65	-0.84	52.81	N/A	N/A	188	34	Average
4	5504.700	107.41	-0.73	106.67	N/A	N/A	188	34	Average

Note:

1. " \*", means this data is the worst emission level.
2. C.F (Correction Factor) = Antenna Factor (dB/m) + Cable Loss (dB) – Pre-amplifier(dB) + 10dB Attenuation.
3. Measurement (dBuV/m) = Reading(dBuV) + C.F (Correction Factor).
4. The emission levels of other frequencies are very lower than the limit and not show in test report.

EUT	Omada 4G+Cat6 AX3000 Gigabit VPN Router	Date of Test	2023-09-09
Factor	DRH18-E	Temp. / Humidity	23°C /62%
Polarity	Horizontal	Site / Test Engineer	AC2 / Xuan
Test Mode	802.11ac40MHz_TX_Band3_CH 134_ANT 0+1+2	Test Voltage	AC 120V/60Hz

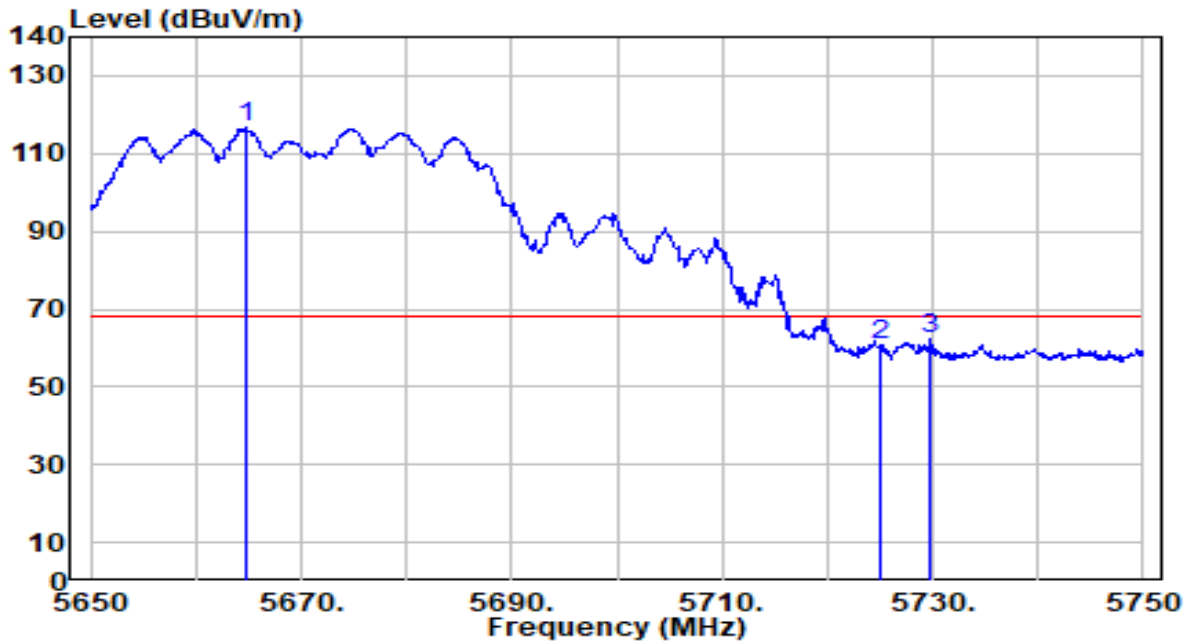


No	Frequency (MHz)	Reading (dBuV)	C.F (dB/m)	Measurement (dBuV/m)	Margin (dB)	Limit (dBuV/m)	Height (cm)	Angle (deg)	Remark (QP/PK/AV)
1	5674.500	103.45	-0.04	103.41	N/A	N/A	202	324	Peak
2	5725.000	52.61	0.23	52.84	-15.36	68.20	202	324	Peak
3	* 5735.900	54.65	0.29	54.93	-13.27	68.20	202	324	Peak

Note:

1. " \*", means this data is the worst emission level.
2. C.F (Correction Factor) = Antenna Factor (dB/m) + Cable Loss (dB) – Preamplifier(dB) + 10dB Attenuation.
3. Measurement (dBuV/m) = Reading(dBuV) + C.F (Correction Factor).
4. The emission levels of other frequencies are very lower than the limit and not show in test report.

EUT	Omada 4G+Cat6 AX3000 Gigabit VPN Router	Date of Test	2023-09-09
Factor	DRH18-E	Temp. / Humidity	23°C /62%
Polarity	Vertical	Site / Test Engineer	AC2 / Xuan
Test Mode	802.11ac40MHz_TX_Band3_CH 134_ANT 0+1+2	Test Voltage	AC 120V/60Hz

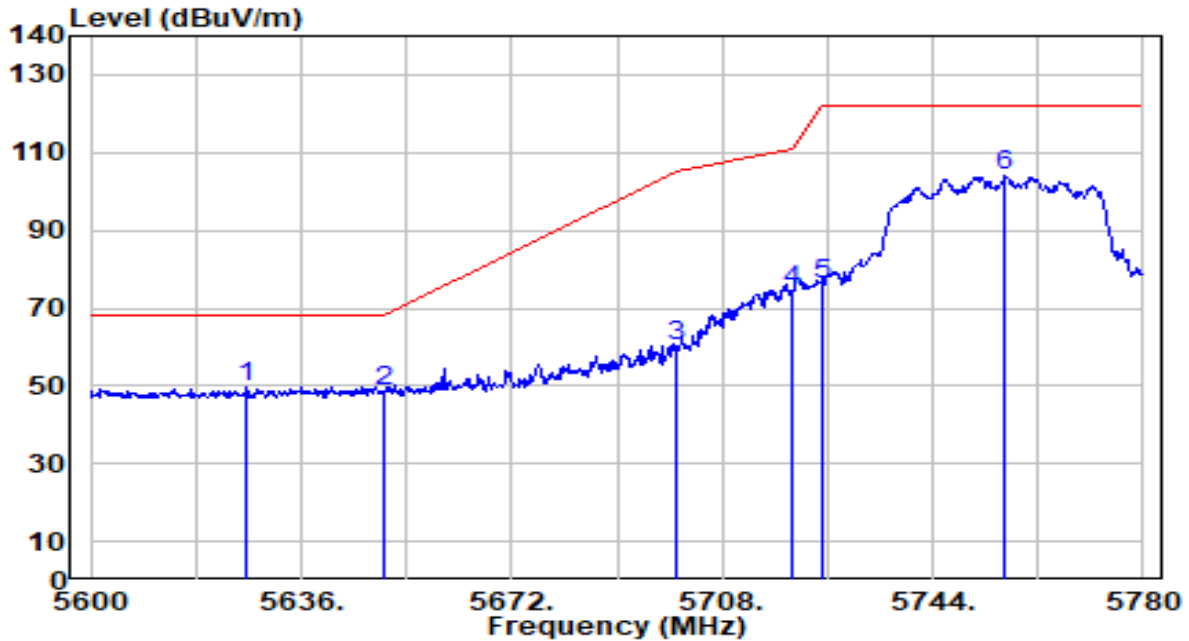


No	Frequency (MHz)	Reading (dBuV)	C.F (dB/m)	Measurement (dBuV/m)	Margin (dB)	Limit (dBuV/m)	Height (cm)	Angle (deg)	Remark (QP/PK/AV)
1	5664.800	116.64	-0.09	116.55	N/A	N/A	191	0	Peak
2	5725.000	60.66	0.23	60.89	-7.31	68.20	191	0	Peak
3	* 5729.800	62.03	0.25	62.29	-5.91	68.20	191	0	Peak

Note:

1. " \*", means this data is the worst emission level.
2. C.F (Correction Factor) = Antenna Factor (dB/m) + Cable Loss (dB) – Preamplifier(dB) + 10dB Attenuation.
3. Measurement (dBuV/m) = Reading(dBuV) + C.F (Correction Factor).
4. The emission levels of other frequencies are very lower than the limit and not show in test report.

EUT	Omada 4G+Cat6 AX3000 Gigabit VPN Router	Date of Test	2023-09-09
Factor	DRH18-E	Temp. / Humidity	23°C /62%
Polarity	Horizontal	Site / Test Engineer	AC2 / Marvin
Test Mode	802.11ac-40MHz_TX_Band4_CH 151_ANT 0+1+2	Test Voltage	AC 120V/60Hz



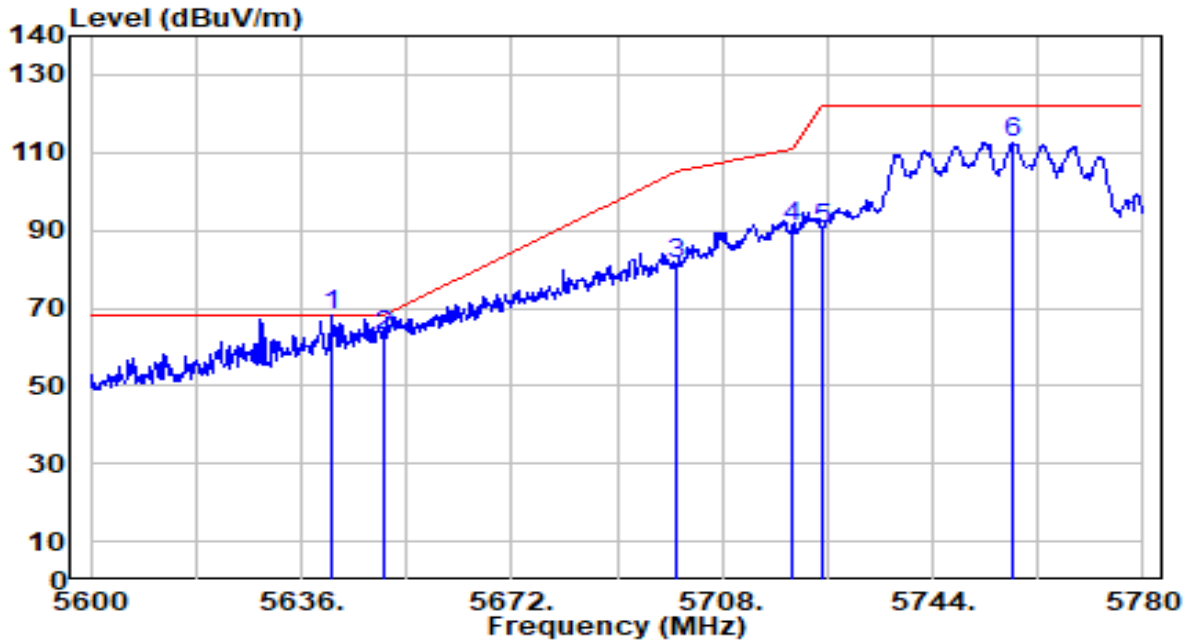
No	Frequency (MHz)	Reading (dBUV)	C.F (dB/m)	Measurement (dBUV/m)	Margin (dB)	Limit (dBUV/m)	Height (cm)	Angle (deg)	Remark (QP/PK/AV)
1	* 5626.640	62.23	-12.32	49.91	-18.29	68.20	112	335	Peak
2	5650.000	60.90	-12.20	48.70	-19.50	68.20	112	335	Peak
3	5700.000	72.16	-11.94	60.22	-44.98	105.20	112	335	Peak
4	5720.000	86.24	-11.84	74.39	-36.41	110.80	112	335	Peak
5	5725.000	88.04	-11.82	76.23	-45.97	122.20	112	335	Peak
6	5756.420	115.52	-11.66	103.86	N/A	N/A	112	335	Peak

Note:

1. " \*", means this data is the worst emission level.
2. C.F (Correction Factor) = Antenna Factor (dB/m) + Cable Loss (dB) – Preamplifier(dB) + 10dB Attenuation.
3. Measurement (dBUV/m) = Reading(dBUV) + C.F (Correction Factor).
4. The emission levels of other frequencies are very lower than the limit and not show in test report.



EUT	Omada 4G+Cat6 AX3000 Gigabit VPN Router	Date of Test	2023-09-09
Factor	DRH18-E	Temp. / Humidity	23°C /62%
Polarity	Vertical	Site / Test Engineer	AC2 / Marvin
Test Mode	802.11ac-40MHz_TX_Band4_CH 151_ANT 0+1+2	Test Voltage	AC 120V/60Hz

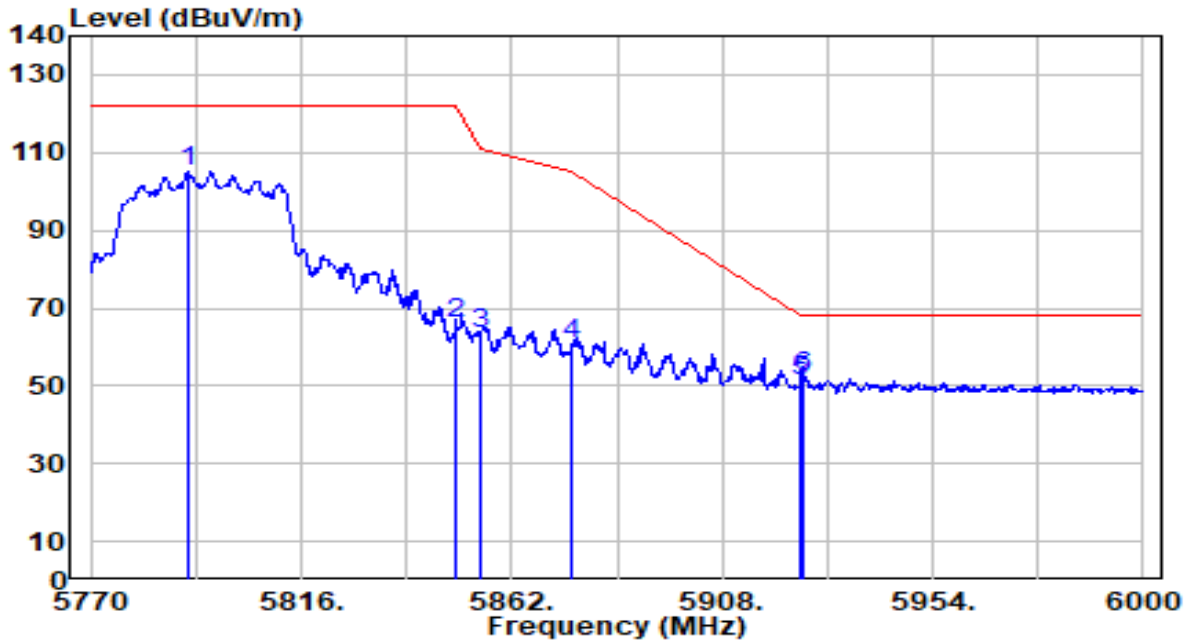


No	Frequency (MHz)	Reading (dBUV)	C.F (dB/m)	Measurement (dBUV/m)	Margin (dB)	Limit (dBUV/m)	Height (cm)	Angle (deg)	Remark (QP/PK/AV)	
1	*	5641.040	80.13	-12.25	67.89	-0.31	68.20	200	15	Peak
2		5655.000	74.90	-12.20	62.70	-5.50	68.20	200	15	Peak
3		5700.000	93.23	-11.94	81.29	-23.91	105.20	200	15	Peak
4		5720.000	102.50	-11.84	90.66	-20.14	110.80	200	15	Peak
5		5725.000	102.23	-11.82	90.41	-31.79	122.20	200	15	Peak
6		5757.860	124.33	-11.65	112.68	N/A	N/A	200	15	Peak

Note:

1. " \*", means this data is the worst emission level.
2. C.F (Correction Factor) = Antenna Factor (dB/m) + Cable Loss (dB) – Preamplifier(dB) + 10dB Attenuation.
3. Measurement (dBUV/m) = Reading(dBUV) + C.F (Correction Factor).
4. The emission levels of other frequencies are very lower than the limit and not show in test report.

EUT	Omada 4G+Cat6 AX3000 Gigabit VPN Router	Date of Test	2023-09-09
Factor	DRH18-E	Temp. / Humidity	23°C /62%
Polarity	Horizontal	Site / Test Engineer	AC2 / Marvin
Test Mode	802.11ac-40MHz_TX_Band4_CH 159_ANT 0+1+2	Test Voltage	AC 120V/60Hz

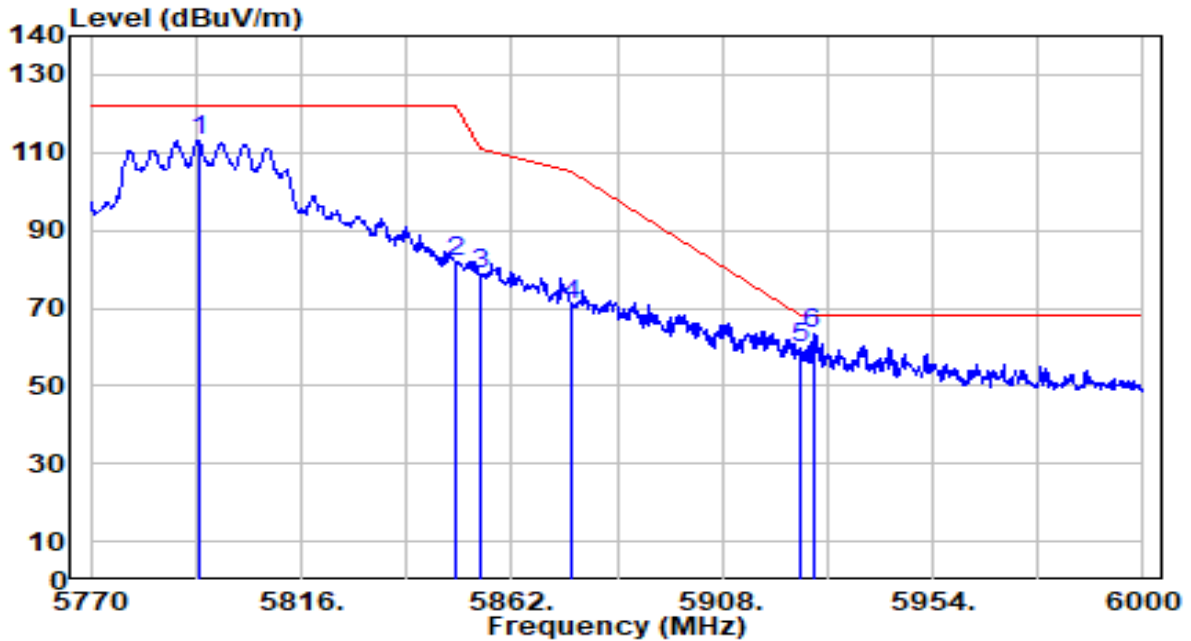


No	Frequency (MHz)	Reading (dBUV)	C.F (dB/m)	Measurement (dBUV/m)	Margin (dB)	Limit (dBUV/m)	Height (cm)	Angle (deg)	Remark (QP/PK/AV)
1	5791.160	116.75	-11.48	105.27	N/A	N/A	100	335	Peak
2	5850.000	77.37	-11.48	65.90	-56.30	122.20	100	335	Peak
3	5855.000	74.88	-11.48	63.40	-47.40	110.80	100	335	Peak
4	5875.000	72.20	-11.50	60.70	-44.50	105.20	100	335	Peak
5	5925.000	62.69	-11.54	51.15	-17.05	68.20	100	335	Peak
6	* 5925.940	64.07	-11.54	52.53	-15.67	68.20	100	335	Peak

Note:

1. " \*", means this data is the worst emission level.
2. C.F (Correction Factor) = Antenna Factor (dB/m) + Cable Loss (dB) – Preamplifier(dB) + 10dB Attenuation.
3. Measurement (dBUV/m) = Reading(dBUV) + C.F (Correction Factor).
4. The emission levels of other frequencies are very lower than the limit and not show in test report.

EUT	Omada 4G+Cat6 AX3000 Gigabit VPN Router	Date of Test	2023-09-09
Factor	DRH18-E	Temp. / Humidity	23°C /62%
Polarity	Vertical	Site / Test Engineer	AC2 / Marvin
Test Mode	802.11ac-40MHz_TX_Band4_CH 159_ANT 0+1+2	Test Voltage	AC 120V/60Hz

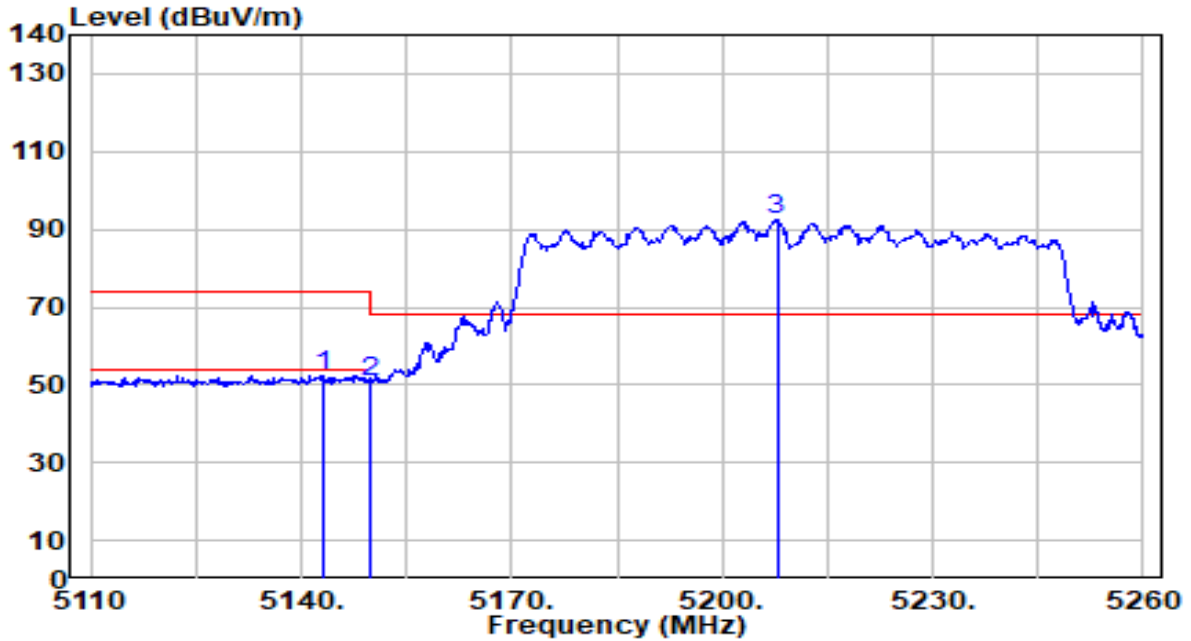


No	Frequency (MHz)	Reading (dBUV)	C.F (dB/m)	Measurement (dBUV/m)	Margin (dB)	Limit (dBUV/m)	Height (cm)	Angle (deg)	Remark (QP/PK/AV)
1	5793.920	124.50	-11.46	113.04	N/A	N/A	193	349	Peak
2	5850.000	93.31	-11.48	81.83	-40.37	122.20	193	349	Peak
3	5855.000	90.33	-11.48	78.85	-31.95	110.80	193	349	Peak
4	5875.000	82.54	-11.50	71.05	-34.15	105.20	193	349	Peak
5	5925.000	70.99	-11.54	59.45	-8.75	68.20	193	349	Peak
6	* 5927.780	74.79	-11.54	63.25	-4.95	68.20	193	349	Peak

Note:

1. " \*", means this data is the worst emission level.
2. C.F (Correction Factor) = Antenna Factor (dB/m) + Cable Loss (dB) – Preamplifier(dB) + 10dB Attenuation.
3. Measurement (dBUV/m) = Reading(dBUV) + C.F (Correction Factor).
4. The emission levels of other frequencies are very lower than the limit and not show in test report.

EUT	Omada 4G+Cat6 AX3000 Gigabit VPN Router	Date of Test	2023-09-09
Factor	DRH18-E	Temp. / Humidity	23°C /62%
Polarity	Horizontal	Site / Test Engineer	AC2 / Xuan
Test Mode	802.11ac80MHz_TX_Band1_CH 42_ANT 0+1+2	Test Voltage	AC 120V/60Hz

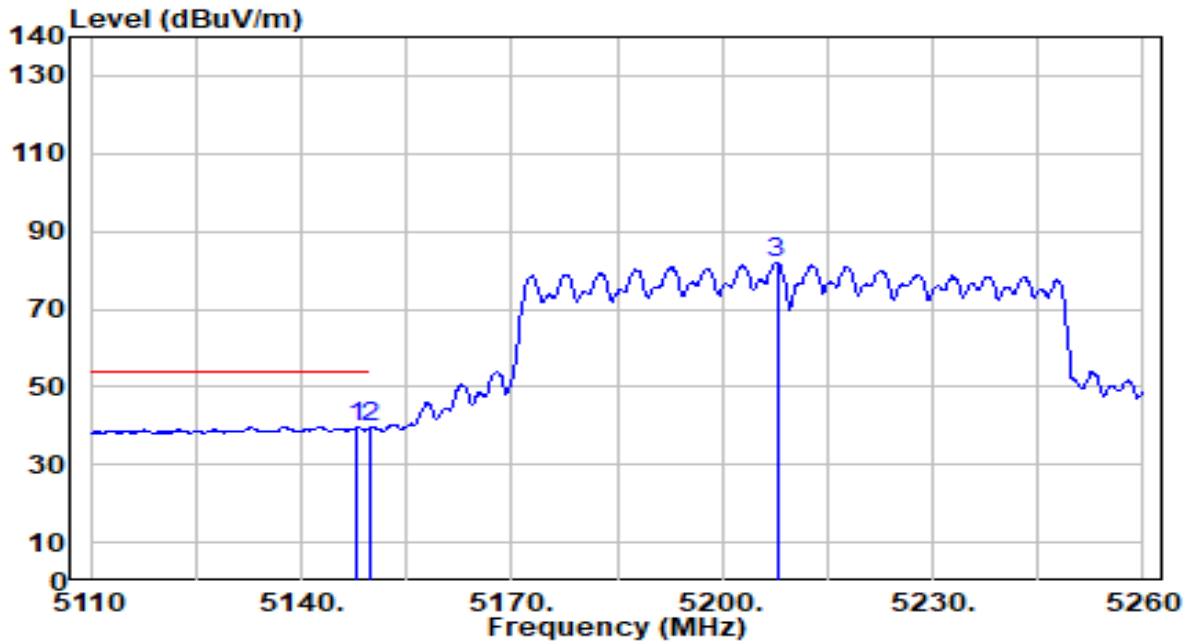


No	Frequency (MHz)	Reading (dBuV)	C.F (dB/m)	Measurement (dBuV/m)	Margin (dB)	Limit (dBuV/m)	Height (cm)	Angle (deg)	Remark (QP/PK/AV)
1	*	53.17	-0.71	52.46	-21.54	74.00	293	156	Peak
2		51.68	-0.72	50.96	-23.04	74.00	293	156	Peak
3		93.27	-0.76	92.51	N/A	N/A	293	156	Peak

Note:

1. " \*", means this data is the worst emission level.
2. C.F (Correction Factor) = Antenna Factor (dB/m) + Cable Loss (dB) – Preamplifier(dB) + 10dB Attenuation.
3. Measurement (dBuV/m) = Reading(dBuV) + C.F (Correction Factor).
4. The emission levels of other frequencies are very lower than the limit and not show in test report.

EUT	Omada 4G+Cat6 AX3000 Gigabit VPN Router	Date of Test	2023-09-09
Factor	DRH18-E	Temp. / Humidity	23°C /62%
Polarity	Horizontal	Site / Test Engineer	AC2 / Xuan
Test Mode	802.11ac80MHz_TX_Band1_CH 42_ANT 0+1+2	Test Voltage	AC 120V/60Hz

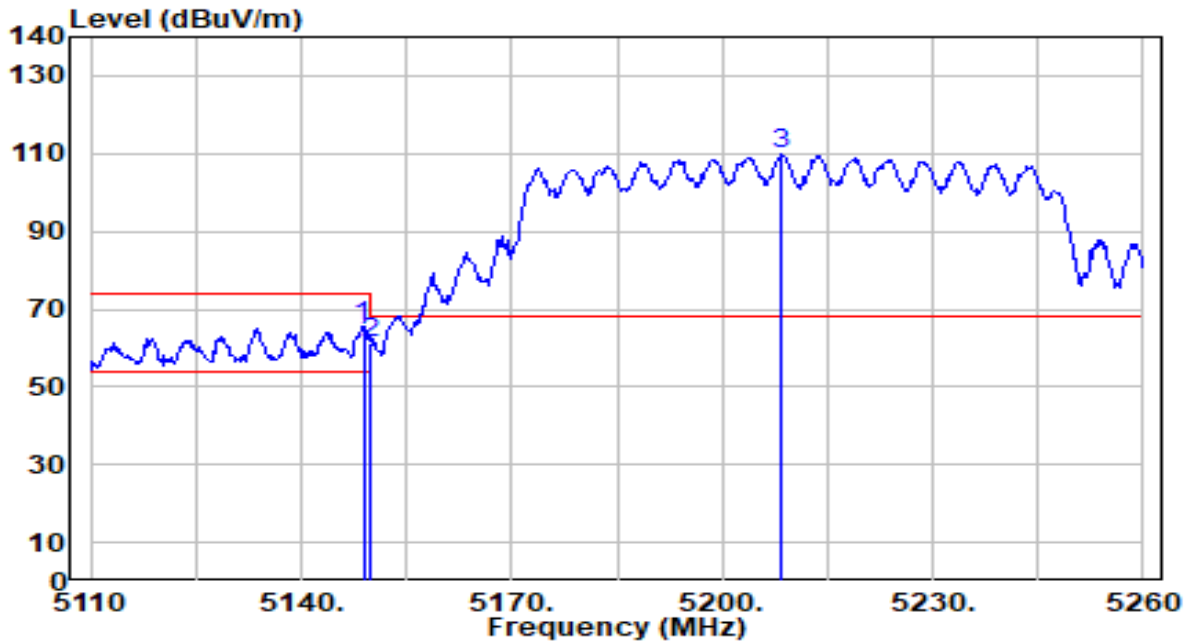


No	Frequency (MHz)	Reading (dBuV)	C.F (dB/m)	Measurement (dBuV/m)	Margin (dB)	Limit (dBuV/m)	Height (cm)	Angle (deg)	Remark (QP/PK/AV)	
1	*	5147.800	40.41	-0.72	39.69	-14.31	54.00	293	156	Average
2		5150.000	40.15	-0.72	39.43	-14.57	54.00	293	156	Average
3		5207.800	82.78	-0.76	82.03	N/A	N/A	293	156	Average

Note:

1. " \*", means this data is the worst emission level.
2. C.F (Correction Factor) = Antenna Factor (dB/m) + Cable Loss (dB) – Preamplifier(dB) + 10dB Attenuation.
3. Measurement (dBuV/m) = Reading(dBuV) + C.F (Correction Factor).
4. The emission levels of other frequencies are very lower than the limit and not show in test report.

EUT	Omada 4G+Cat6 AX3000 Gigabit VPN Router	Date of Test	2023-09-09
Factor	DRH18-E	Temp. / Humidity	23°C /62%
Polarity	Vertical	Site / Test Engineer	AC2 / Xuan
Test Mode	802.11ac80MHz_TX_Band1_CH 42_ANT 0+1+2	Test Voltage	AC 120V/60Hz

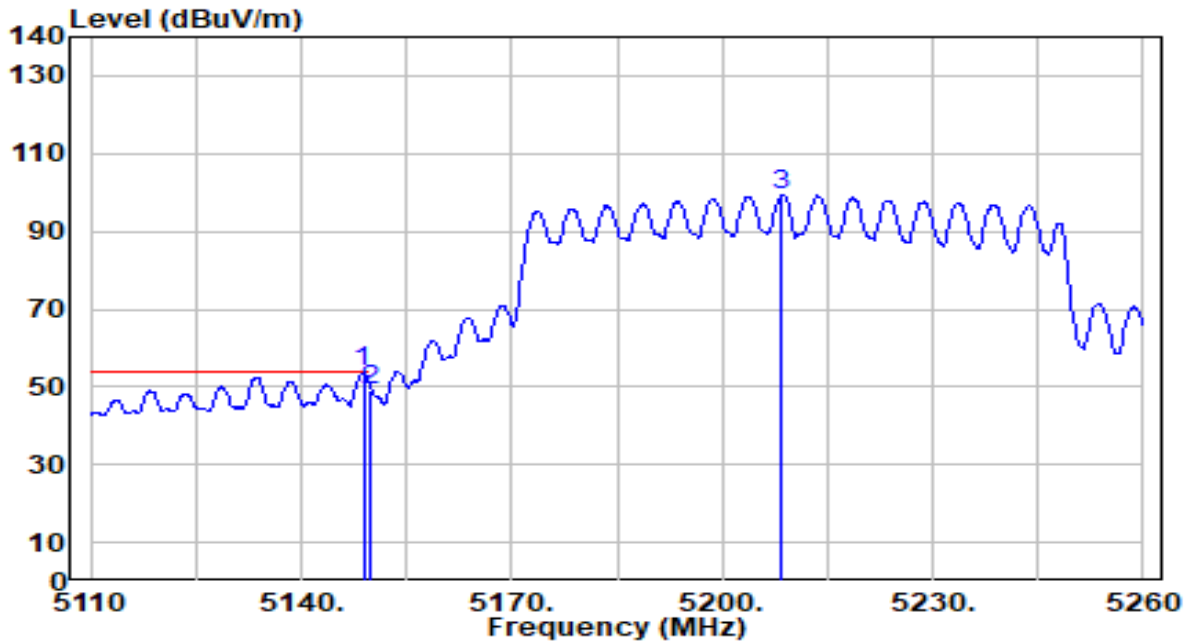


No	Frequency (MHz)	Reading (dBuV)	C.F (dB/m)	Measurement (dBuV/m)	Margin (dB)	Limit (dBuV/m)	Height (cm)	Angle (deg)	Remark (QP/PK/AV)	
1	*	5148.850	66.37	-0.72	65.65	-8.35	74.00	176	83	Peak
2		5150.000	62.03	-0.72	61.31	-12.69	74.00	176	83	Peak
3		5208.550	110.48	-0.76	109.72	N/A	N/A	176	83	Peak

Note:

1. " \*", means this data is the worst emission level.
2. C.F (Correction Factor) = Antenna Factor (dB/m) + Cable Loss (dB) – Preamplifier(dB) + 10dB Attenuation.
3. Measurement (dBuV/m) = Reading(dBuV) + C.F (Correction Factor).
4. The emission levels of other frequencies are very lower than the limit and not show in test report.

EUT	Omada 4G+Cat6 AX3000 Gigabit VPN Router	Date of Test	2023-09-09
Factor	DRH18-E	Temp. / Humidity	23°C /62%
Polarity	Vertical	Site / Test Engineer	AC2 / Xuan
Test Mode	802.11ac80MHz_TX_Band1_CH 42_ANT 0+1+2	Test Voltage	AC 120V/60Hz

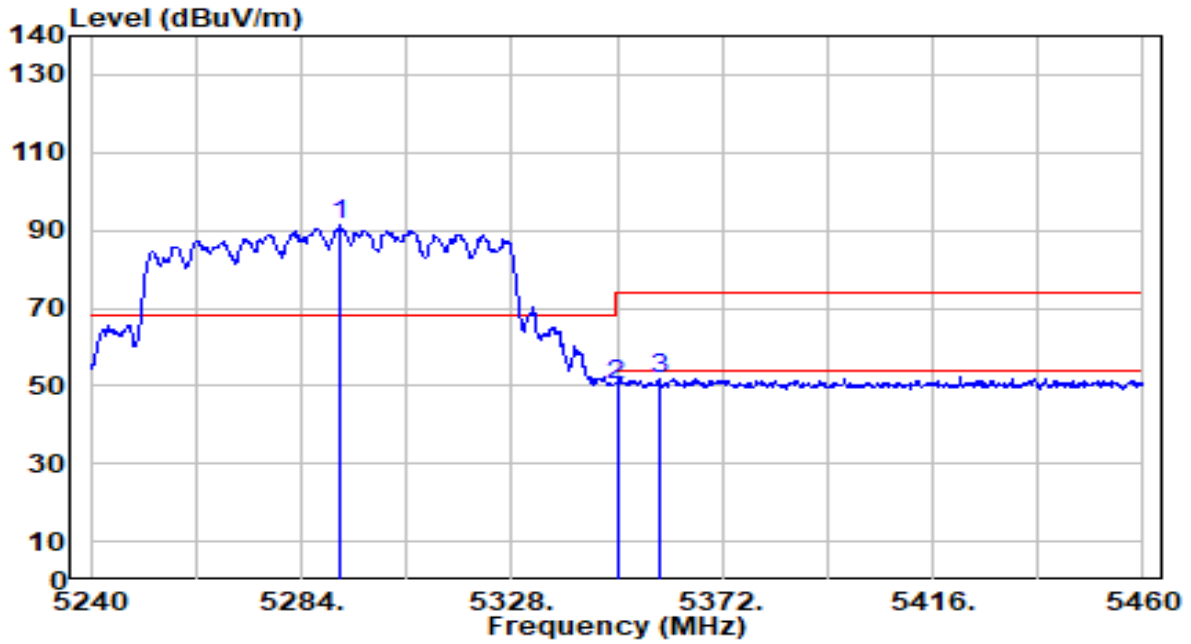


No	Frequency (MHz)	Reading (dBuV)	C.F (dB/m)	Measurement (dBuV/m)	Margin (dB)	Limit (dBuV/m)	Height (cm)	Angle (deg)	Remark (QP/PK/AV)
1	*	54.56	-0.72	53.84	-0.16	54.00	176	83	Average
2		49.98	-0.72	49.26	-4.74	54.00	176	83	Average
3		100.11	-0.76	99.35	N/A	N/A	176	83	Average

Note:

1. " \*", means this data is the worst emission level.
2. C.F (Correction Factor) = Antenna Factor (dB/m) + Cable Loss (dB) – Preamplifier(dB) + 10dB Attenuation.
3. Measurement (dBuV/m) = Reading(dBuV) + C.F (Correction Factor).
4. The emission levels of other frequencies are very lower than the limit and not show in test report.

EUT	Omada 4G+Cat6 AX3000 Gigabit VPN Router	Date of Test	2023-09-09
Factor	DRH18-E	Temp. / Humidity	23°C /62%
Polarity	Horizontal	Site / Test Engineer	AC2 / Xuan
Test Mode	802.11ac80MHz_TX_Band2_CH 58_ANT 0+1+2	Test Voltage	AC 120V/60Hz



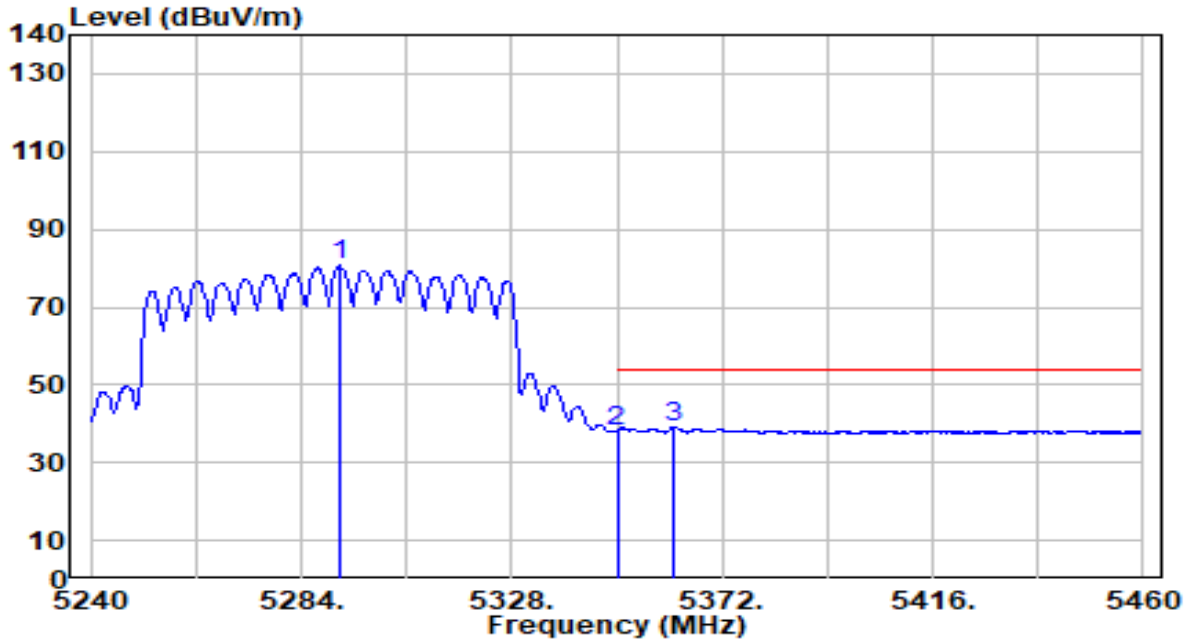
No	Frequency (MHz)	Reading (dBUV)	C.F (dB/m)	Measurement (dBUV/m)	Margin (dB)	Limit (dBUV/m)	Height (cm)	Angle (deg)	Remark (QP/PK/AV)
1	5292.140	92.08	-0.88	91.20	N/A	N/A	199	337	Peak
2	5350.000	51.04	-0.97	50.07	-23.93	74.00	199	337	Peak
3	* 5358.800	52.87	-0.99	51.88	-22.12	74.00	199	337	Peak

Note:

1. " \*", means this data is the worst emission level.
2. C.F (Correction Factor) = Antenna Factor (dB/m) + Cable Loss (dB) – Pre-amplifier(dB) + 10dB Attenuation.
3. Measurement (dBUV/m) = Reading(dBUV) + C.F (Correction Factor).
4. The emission levels of other frequencies are very lower than the limit and not show in test report.



EUT	Omada 4G+Cat6 AX3000 Gigabit VPN Router	Date of Test	2023-09-09
Factor	DRH18-E	Temp. / Humidity	23°C /62%
Polarity	Horizontal	Site / Test Engineer	AC2 / Xuan
Test Mode	802.11ac80MHz_TX_Band2_CH 58_ANT 0+1+2	Test Voltage	AC 120V/60Hz

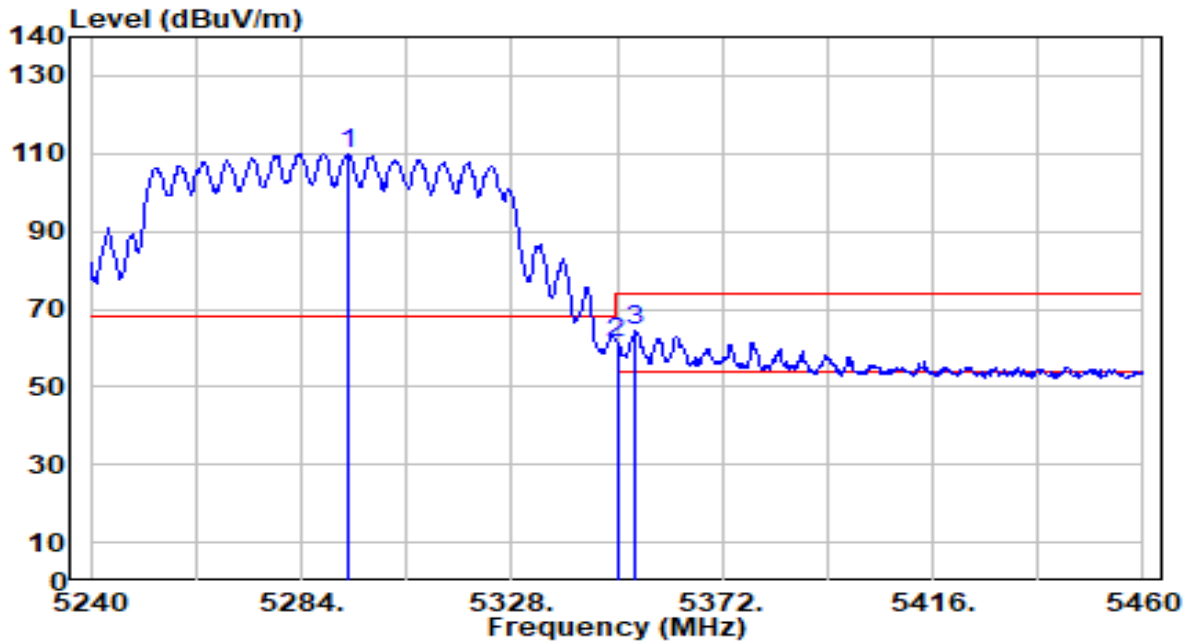


No	Frequency (MHz)	Reading (dBuV)	C.F (dB/m)	Measurement (dBuV/m)	Margin (dB)	Limit (dBuV/m)	Height (cm)	Angle (deg)	Remark (QP/PK/AV)
1	5292.140	81.46	-0.88	80.58	N/A	N/A	199	337	Average
2	5350.000	39.19	-0.97	38.22	-15.78	54.00	199	337	Average
3	* 5361.880	40.06	-0.99	39.07	-14.93	54.00	199	337	Average

Note:

1. " \*", means this data is the worst emission level.
2. C.F (Correction Factor) = Antenna Factor (dB/m) + Cable Loss (dB) – Preamplifier(dB) + 10dB Attenuation.
3. Measurement (dBuV/m) = Reading(dBuV) + C.F (Correction Factor).
4. The emission levels of other frequencies are very lower than the limit and not show in test report.

EUT	Omada 4G+Cat6 AX3000 Gigabit VPN Router	Date of Test	2023-09-09
Factor	DRH18-E	Temp. / Humidity	23°C /62%
Polarity	Vertical	Site / Test Engineer	AC2 / Xuan
Test Mode	802.11ac80MHz_TX_Band2_CH 58_ANT 0+1+2	Test Voltage	AC 120V/60Hz

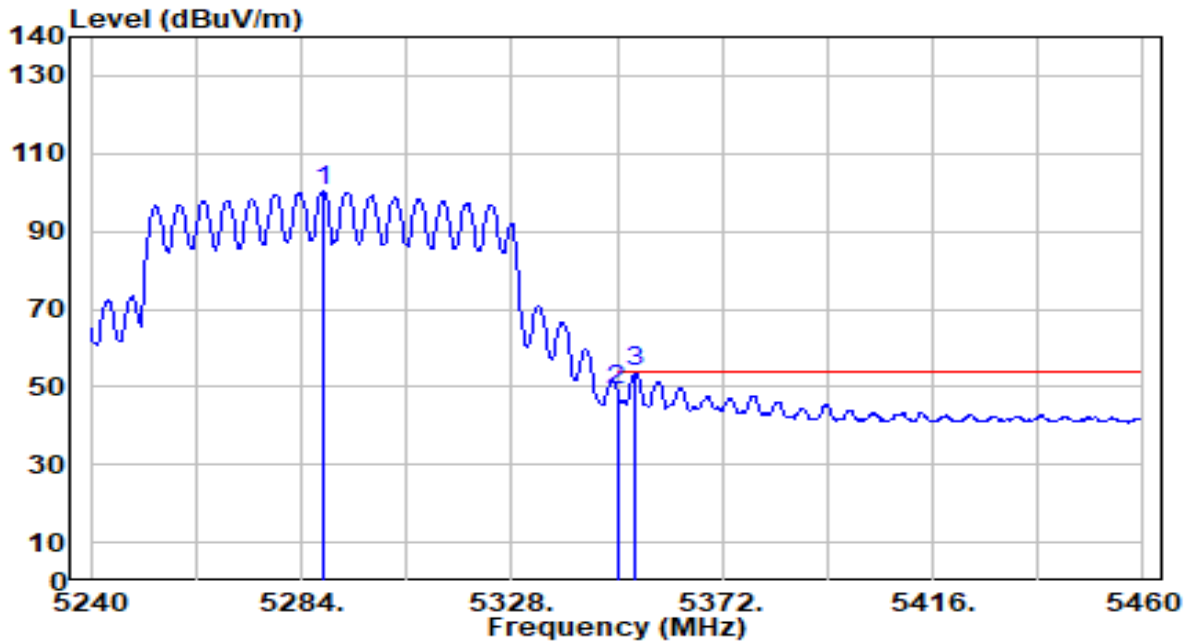


No	Frequency (MHz)	Reading (dBuV)	C.F (dB/m)	Measurement (dBuV/m)	Margin (dB)	Limit (dBuV/m)	Height (cm)	Angle (deg)	Remark (QP/PK/AV)
1	5293.680	111.00	-0.89	110.12	N/A	N/A	175	84	Peak
2	5350.000	62.15	-0.97	61.18	-12.82	74.00	175	84	Peak
3	* 5353.740	65.23	-0.98	64.25	-9.75	74.00	175	84	Peak

Note:

1. " \*", means this data is the worst emission level.
2. C.F (Correction Factor) = Antenna Factor (dB/m) + Cable Loss (dB) – Preamplifier(dB) + 10dB Attenuation.
3. Measurement (dBuV/m) = Reading(dBuV) + C.F (Correction Factor).
4. The emission levels of other frequencies are very lower than the limit and not show in test report.

EUT	Omada 4G+Cat6 AX3000 Gigabit VPN Router	Date of Test	2023-09-09
Factor	DRH18-E	Temp. / Humidity	23°C /62%
Polarity	Vertical	Site / Test Engineer	AC2 / Xuan
Test Mode	802.11ac80MHz_TX_Band2_CH 58_ANT 0+1+2	Test Voltage	AC 120V/60Hz

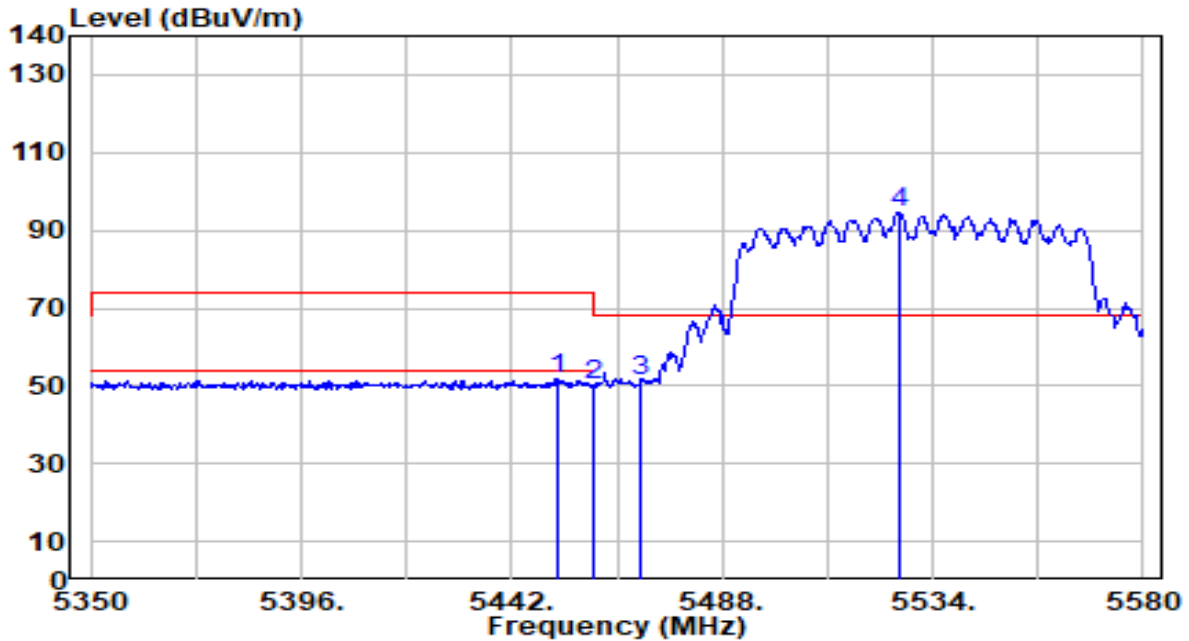


No	Frequency (MHz)	Reading (dBuV)	C.F (dB/m)	Measurement (dBuV/m)	Margin (dB)	Limit (dBuV/m)	Height (cm)	Angle (deg)	Remark (QP/PK/AV)
1	5288.620	101.43	-0.88	100.55	N/A	N/A	175	84	Average
2	5350.000	50.18	-0.97	49.20	-4.80	54.00	175	84	Average
3	* 5353.960	54.76	-0.98	53.78	-0.22	54.00	175	84	Average

Note:

1. " \*", means this data is the worst emission level.
2. C.F (Correction Factor) = Antenna Factor (dB/m) + Cable Loss (dB) – Preamplifier(dB) + 10dB Attenuation.
3. Measurement (dBuV/m) = Reading(dBuV) + C.F (Correction Factor).
4. The emission levels of other frequencies are very lower than the limit and not show in test report.

EUT	Omada 4G+Cat6 AX3000 Gigabit VPN Router	Date of Test	2023-09-09
Factor	DRH18-E	Temp. / Humidity	23°C /62%
Polarity	Horizontal	Site / Test Engineer	AC2 / Xuan
Test Mode	802.11ac80MHz_TX_Band3_CH 106_ANT 0+1+2	Test Voltage	AC 120V/60Hz

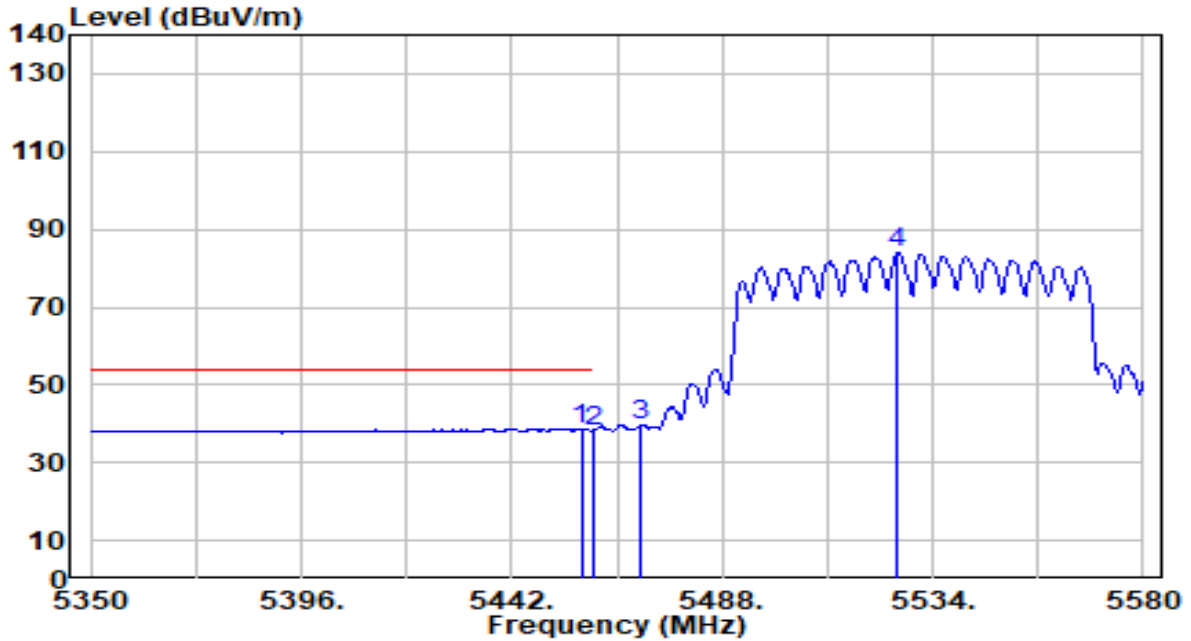


No	Frequency (MHz)	Reading (dBUV)	C.F (dB/m)	Measurement (dBUV/m)	Margin (dB)	Limit (dBUV/m)	Height (cm)	Angle (deg)	Remark (QP/PK/AV)
1	5451.890	52.48	-0.89	51.59	-22.41	74.00	176	335	Peak
2	5460.000	51.18	-0.87	50.31	-23.69	74.00	176	335	Peak
3	* 5470.000	52.23	-0.84	51.39	-16.81	68.20	176	335	Peak
4	5526.870	95.33	-0.66	94.67	N/A	N/A	176	335	Peak

Note:

1. " \*", means this data is the worst emission level.
2. C.F (Correction Factor) = Antenna Factor (dB/m) + Cable Loss (dB) – Preamplifier(dB) + 10dB Attenuation.
3. Measurement (dBUV/m) = Reading(dBUV) + C.F (Correction Factor).
4. The emission levels of other frequencies are very lower than the limit and not show in test report.

EUT	Omada 4G+Cat6 AX3000 Gigabit VPN Router	Date of Test	2023-09-09
Factor	DRH18-E	Temp. / Humidity	23°C /62%
Polarity	Horizontal	Site / Test Engineer	AC2 / Xuan
Test Mode	802.11ac80MHz_TX_Band3_CH 106_ANT 0+1+2	Test Voltage	AC 120V/60Hz

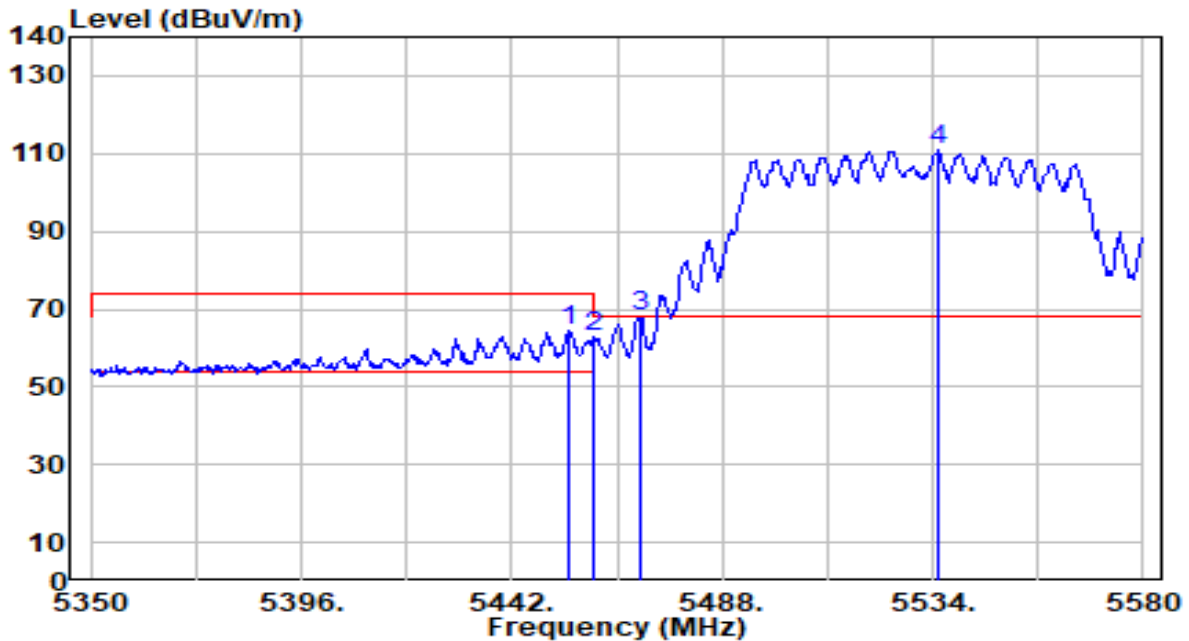


No	Frequency (MHz)	Reading (dBuV)	C.F (dB/m)	Measurement (dBuV/m)	Margin (dB)	Limit (dBuV/m)	Height (cm)	Angle (deg)	Remark (QP/PK/AV)	
1	*	5457.180	39.70	-0.88	38.82	-15.18	54.00	176	335	Average
2		5460.000	39.15	-0.87	38.28	-15.72	54.00	176	335	Average
3		5470.000	40.34	-0.84	39.50	N/A	N/A	176	335	Average
4		5526.180	84.45	-0.67	83.78	N/A	N/A	176	335	Average

Note:

1. " \*", means this data is the worst emission level.
2. C.F (Correction Factor) = Antenna Factor (dB/m) + Cable Loss (dB) – Preamplifier(dB) + 10dB Attenuation.
3. Measurement (dBuV/m) = Reading(dBuV) + C.F (Correction Factor).
4. The emission levels of other frequencies are very lower than the limit and not show in test report.

EUT	Omada 4G+Cat6 AX3000 Gigabit VPN Router	Date of Test	2023-09-09
Factor	DRH18-E	Temp. / Humidity	23°C /62%
Polarity	Vertical	Site / Test Engineer	AC2 / Xuan
Test Mode	802.11ac80MHz_TX_Band3_CH 106_ANT 0+1+2	Test Voltage	AC 120V/60Hz

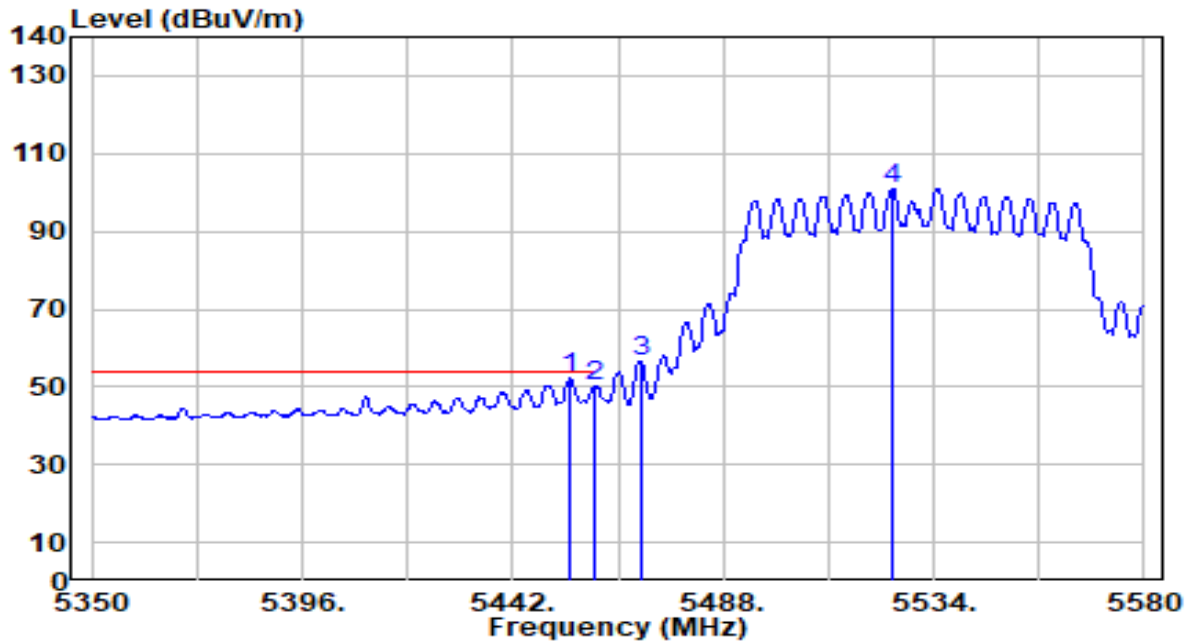


No	Frequency (MHz)	Reading (dBuV)	C.F (dB/m)	Measurement (dBuV/m)	Margin (dB)	Limit (dBuV/m)	Height (cm)	Angle (deg)	Remark (QP/PK/AV)
1	5454.650	65.12	-0.89	64.24	-9.76	74.00	180	34	Peak
2	5460.000	63.51	-0.87	62.64	-11.36	74.00	180	34	Peak
3	* 5470.000	68.92	-0.84	68.08	-0.12	68.20	180	34	Peak
4	5535.380	111.32	-0.64	110.69	N/A	N/A	180	34	Peak

Note:

1. " \*", means this data is the worst emission level.
2. C.F (Correction Factor) = Antenna Factor (dB/m) + Cable Loss (dB) – Pre-amplifier(dB) + 10dB Attenuation.
3. Measurement (dBuV/m) = Reading(dBuV) + C.F (Correction Factor).
4. The emission levels of other frequencies are very lower than the limit and not show in test report.

EUT	Omada 4G+Cat6 AX3000 Gigabit VPN Router	Date of Test	2023-09-09
Factor	DRH18-E	Temp. / Humidity	23°C /62%
Polarity	Vertical	Site / Test Engineer	AC2 / Xuan
Test Mode	802.11ac80MHz_TX_Band3_CH 106_ANT 0+1+2	Test Voltage	AC 120V/60Hz

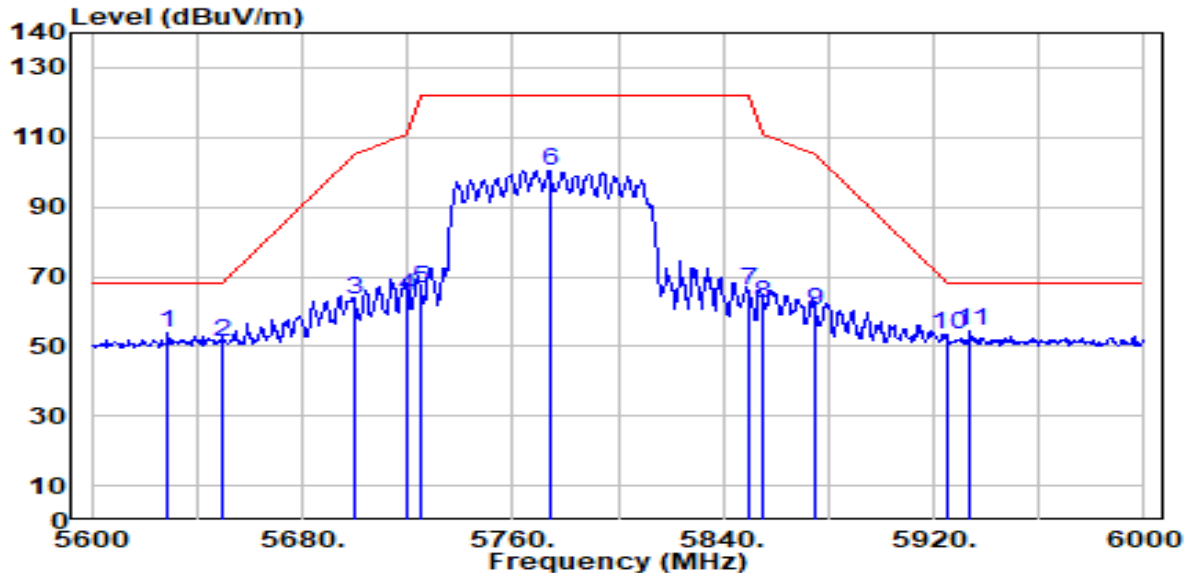


No	Frequency (MHz)	Reading (dBuV)	C.F (dB/m)	Measurement (dBuV/m)	Margin (dB)	Limit (dBuV/m)	Height (cm)	Angle (deg)	Remark (QP/PK/AV)	
1	*	5454.650	53.13	-0.89	52.25	-1.75	54.00	180	34	Average
2		5460.000	50.97	-0.87	50.10	-3.90	54.00	180	34	Average
3		5470.000	57.32	-0.84	56.48	N/A	N/A	180	34	Average
4		5524.800	101.67	-0.67	101.00	N/A	N/A	180	34	Average

Note:

1. " \*", means this data is the worst emission level.
2. C.F (Correction Factor) = Antenna Factor (dB/m) + Cable Loss (dB) – Pre-amplifier(dB) + 10dB Attenuation.
3. Measurement (dBuV/m) = Reading(dBuV) + C.F (Correction Factor).
4. The emission levels of other frequencies are very lower than the limit and not show in test report.

EUT	Omada 4G+Cat6 AX3000 Gigabit VPN Router	Date of Test	2023-09-09
Factor	DRH18-E	Temp. / Humidity	23°C /62%
Polarity	Horizontal	Site / Test Engineer	AC2 / Xuan
Test Mode	802.11ac80MHz_TX_Band4_CH 155_ANT 0+1+2	Test Voltage	AC 120V/60Hz



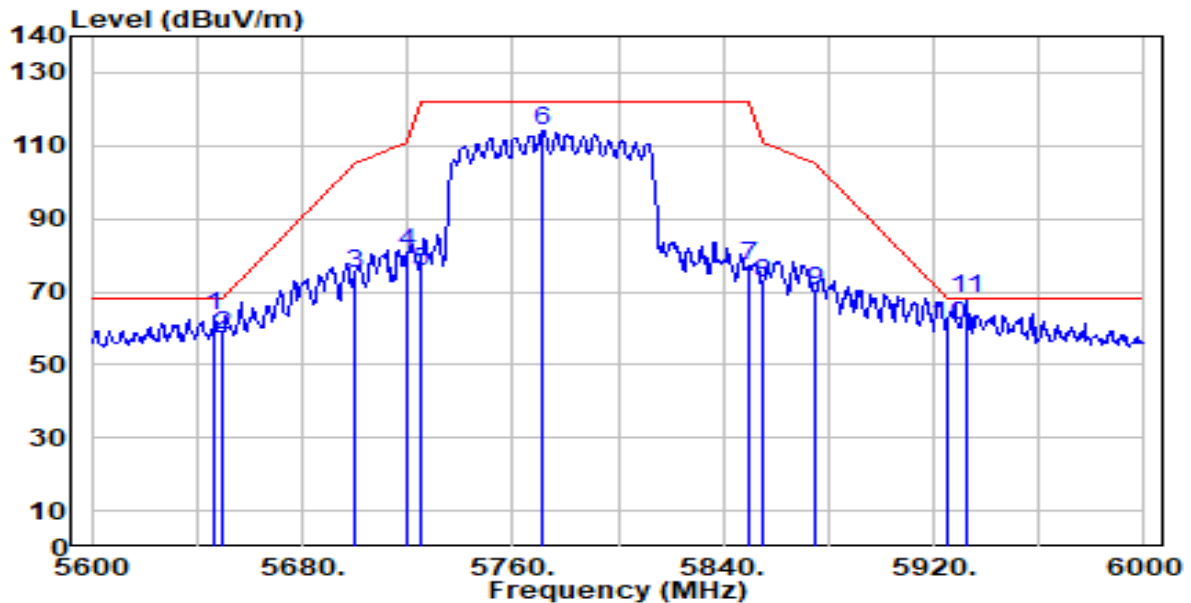
No	Frequency (MHz)	Reading (dBUV)	C.F (dB/m)	Measurement (dBUV/m)	Margin (dB)	Limit (dBUV/m)	Height (cm)	Angle (deg)	Remark (QP/PK/AV)
1	5628.800	54.02	-0.28	53.75	-14.45	68.20	200	321	Peak
2	5650.000	51.24	-0.16	51.08	-17.12	68.20	200	321	Peak
3	5700.000	63.50	0.10	63.60	-41.60	105.20	200	321	Peak
4	5720.000	64.27	0.20	64.47	-46.33	110.80	200	321	Peak
5	5725.000	66.22	0.23	66.45	-55.75	122.20	200	321	Peak
6	5774.000	100.10	0.49	100.59	N/A	N/A	200	321	Peak
7	5850.000	65.34	0.58	65.93	-56.27	122.20	200	321	Peak
8	5855.000	61.76	0.58	62.34	-48.46	110.80	200	321	Peak
9	5875.000	59.55	0.57	60.11	-45.09	105.20	200	321	Peak
10	5925.000	52.74	0.53	53.27	-14.93	68.20	200	321	Peak
11	* 5934.000	53.86	0.52	54.38	-13.82	68.20	200	321	Peak

Note:

1. " \*", means this data is the worst emission level.
2. C.F (Correction Factor) = Antenna Factor (dB/m) + Cable Loss (dB) – Pre-amplifier(dB) + 10dB Attenuation.
3. Measurement (dBUV/m) = Reading(dBUV) + C.F (Correction Factor).
4. The emission levels of other frequencies are very lower than the limit and not show in test report.



EUT	Omada 4G+Cat6 AX3000 Gigabit VPN Router	Date of Test	2023-09-09
Factor	DRH18-E	Temp. / Humidity	23°C /62%
Polarity	Vertical	Site / Test Engineer	AC2 / Xuan
Test Mode	802.11ac80MHz_TX_Band4_CH 155_ANT 0+1+2	Test Voltage	AC 120V/60Hz

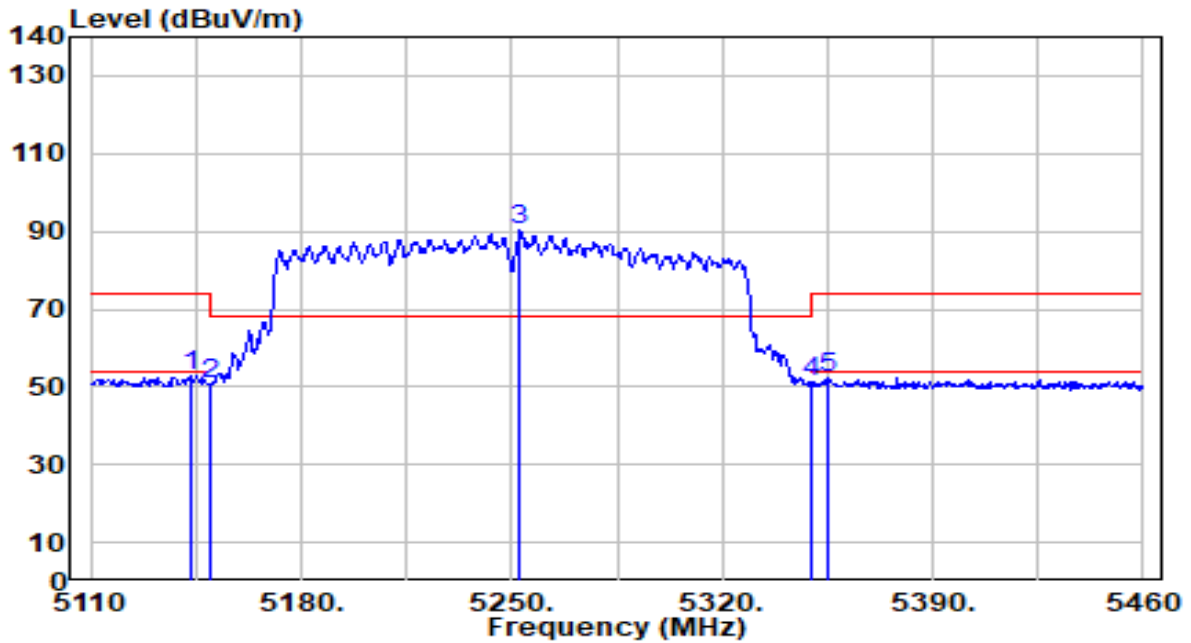


No	Frequency (MHz)	Reading (dBUV)	C.F (dB/m)	Measurement (dBUV/m)	Margin (dB)	Limit (dBUV/m)	Height (cm)	Angle (deg)	Remark (QP/PK/AV)
1	5646.400	63.63	-0.18	63.45	-4.75	68.20	181	13	Peak
2	5650.000	58.05	-0.16	57.89	-10.31	68.20	181	13	Peak
3	5700.000	74.72	0.10	74.82	-30.38	105.20	181	13	Peak
4	5720.000	80.88	0.20	81.08	-29.72	110.80	181	13	Peak
5	5725.000	75.53	0.23	75.76	-46.44	122.20	181	13	Peak
6	5771.600	113.57	0.47	114.04	N/A	N/A	181	13	Peak
7	5850.000	76.48	0.58	77.07	-45.13	122.20	181	13	Peak
8	5855.000	72.02	0.58	72.60	-38.20	110.80	181	13	Peak
9	5875.000	69.61	0.57	70.18	-35.02	105.20	181	13	Peak
10	5925.000	60.18	0.53	60.71	-7.49	68.20	181	13	Peak
11	* 5932.400	67.50	0.52	68.02	-0.18	68.20	181	13	Peak

Note:

1. " \*", means this data is the worst emission level.
2. C.F (Correction Factor) = Antenna Factor (dB/m) + Cable Loss (dB) – Pre-amplifier(dB) + 10dB Attenuation.
3. Measurement (dBUV/m) = Reading(dBUV) + C.F (Correction Factor).
4. The emission levels of other frequencies are very lower than the limit and not show in test report.

EUT	Omada 4G+Cat6 AX3000 Gigabit VPN Router	Date of Test	2023-09-09
Factor	DRH18-E	Temp. / Humidity	23°C /62%
Polarity	Horizontal	Site / Test Engineer	AC2 / Xuan
Test Mode	802.11ac160MHz_TX_Band1,2_CH 50_ANT 0+1+2	Test Voltage	AC 120V/60Hz

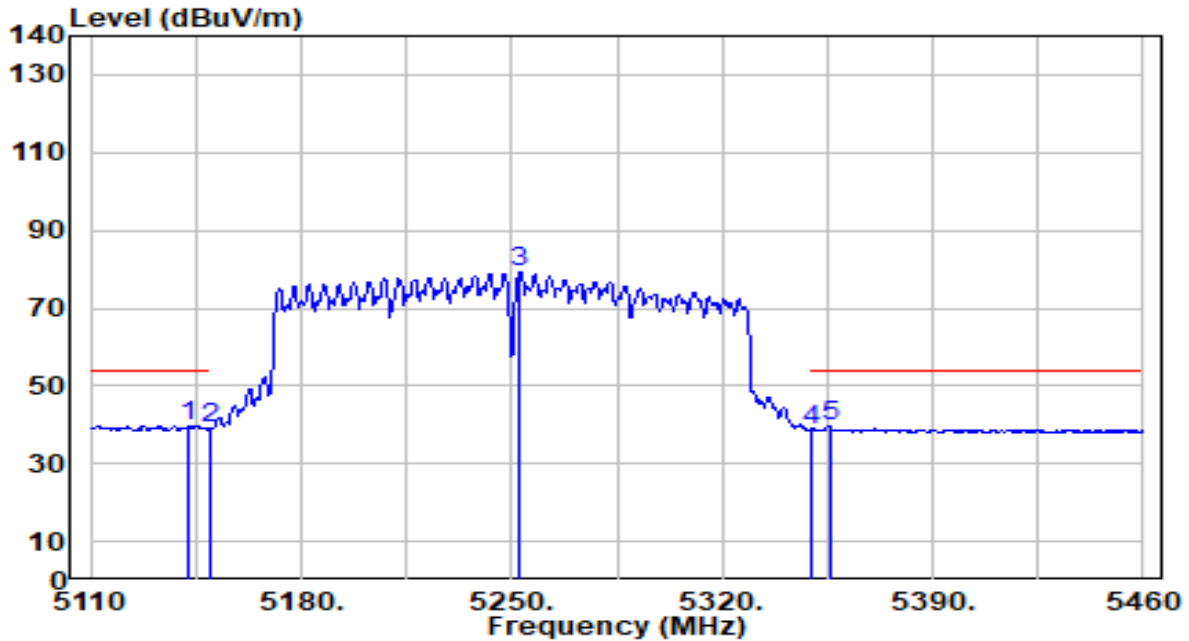


No	Frequency (MHz)	Reading (dBuV)	C.F (dB/m)	Measurement (dBuV/m)	Margin (dB)	Limit (dBuV/m)	Height (cm)	Angle (deg)	Remark (QP/PK/AV)
1	*	5143.250	-0.71	52.68	-21.32	74.00	296	157	Peak
2		5150.000	-0.72	50.84	-23.16	74.00	296	157	Peak
3		5252.800	-0.82	90.53	N/A	N/A	296	157	Peak
4		5350.000	-0.97	51.40	-22.60	74.00	296	157	Peak
5		5355.000	-0.98	52.41	-21.59	74.00	296	157	Peak

Note:

1. " \*", means this data is the worst emission level.
2. C.F (Correction Factor) = Antenna Factor (dB/m) + Cable Loss (dB) – Preamplifier(dB) + 10dB Attenuation.
3. Measurement (dBuV/m) = Reading(dBuV) + C.F (Correction Factor).
4. The emission levels of other frequencies are very lower than the limit and not show in test report.

EUT	Omada 4G+Cat6 AX3000 Gigabit VPN Router	Date of Test	2023-09-09
Factor	DRH18-E	Temp. / Humidity	23°C /62%
Polarity	Horizontal	Site / Test Engineer	AC2 / Xuan
Test Mode	802.11ac160MHz_TX_Band1,2_CH 50_ANT 0+1+2	Test Voltage	AC 120V/60Hz

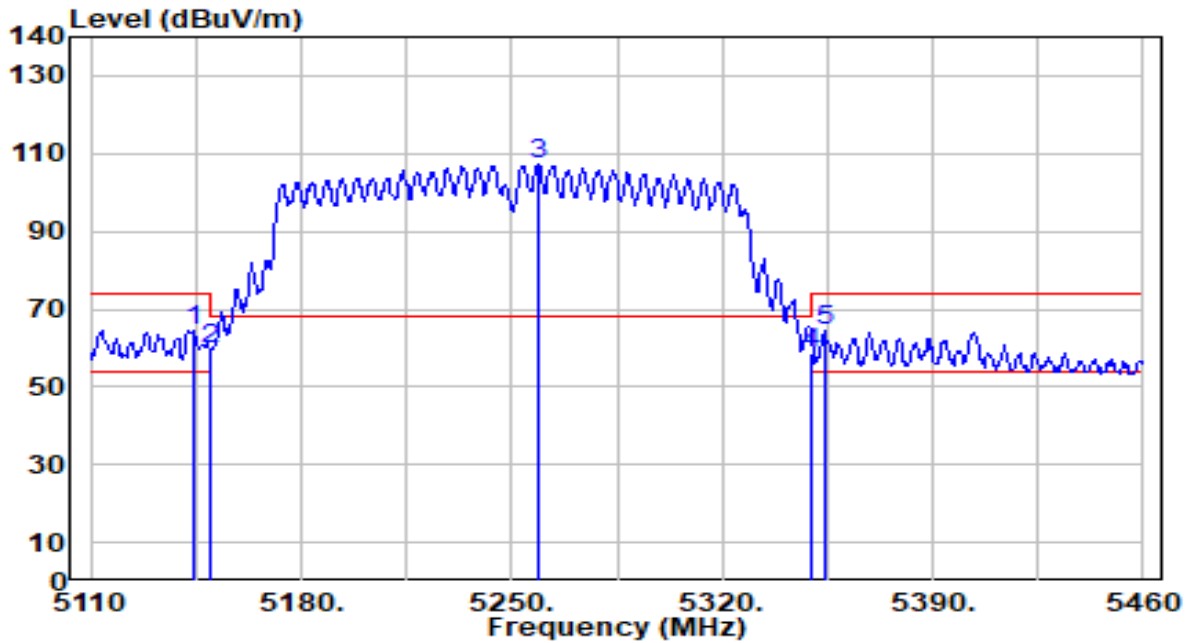


No	Frequency (MHz)	Reading (dBUV)	C.F (dB/m)	Measurement (dBUV/m)	Margin (dB)	Limit (dBUV/m)	Height (cm)	Angle (deg)	Remark (QP/PK/AV)	
1	*	5142.550	40.51	-0.71	39.79	-14.21	54.00	296	157	Average
2		5150.000	40.02	-0.72	39.30	-14.70	54.00	296	157	Average
3		5252.800	80.25	-0.82	79.43	N/A	N/A	296	157	Average
4		5350.000	39.73	-0.97	38.76	-15.24	54.00	296	157	Average
5		5355.700	40.76	-0.98	39.78	-14.22	54.00	296	157	Average

Note:

1. " \*", means this data is the worst emission level.
2. C.F (Correction Factor) = Antenna Factor (dB/m) + Cable Loss (dB) – Preamplifier(dB) + 10dB Attenuation.
3. Measurement (dBUV/m) = Reading(dBUV) + C.F (Correction Factor).
4. The emission levels of other frequencies are very lower than the limit and not show in test report.

EUT	Omada 4G+Cat6 AX3000 Gigabit VPN Router	Date of Test	2023-09-09
Factor	DRH18-E	Temp. / Humidity	23°C /62%
Polarity	Vertical	Site / Test Engineer	AC2 / Xuan
Test Mode	802.11ac160MHz_TX_Band1,2_CH 50_ANT 0+1+2	Test Voltage	AC 120V/60Hz

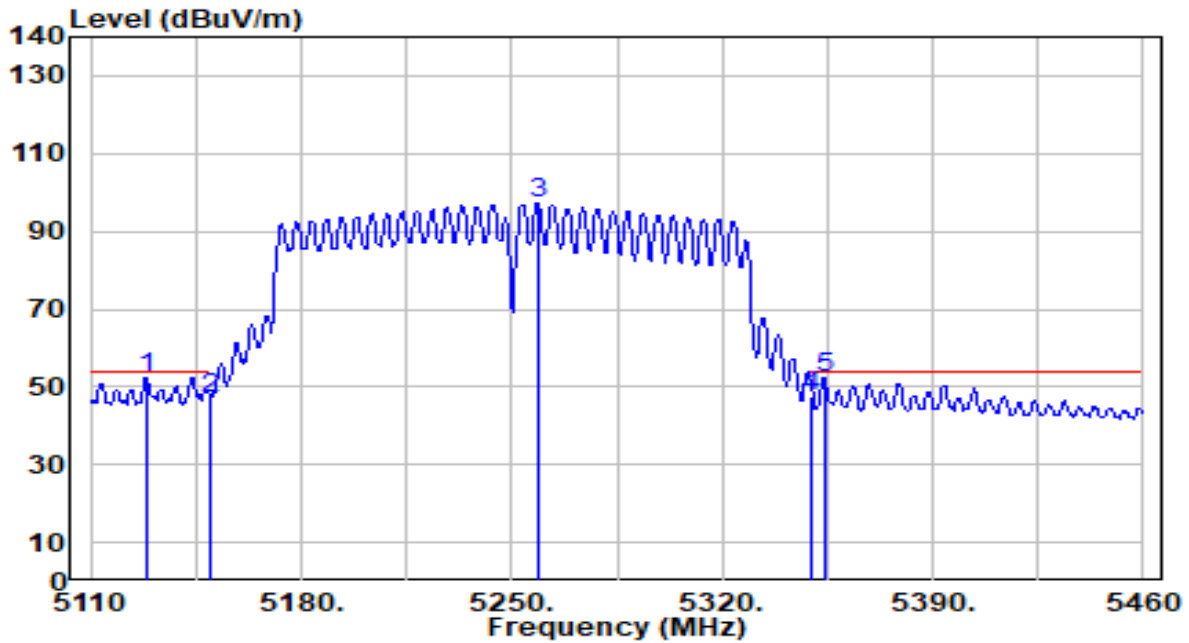


No	Frequency (MHz)	Reading (dBuV)	C.F (dB/m)	Measurement (dBuV/m)	Margin (dB)	Limit (dBuV/m)	Height (cm)	Angle (deg)	Remark (QP/PK/AV)
1	5144.300	65.13	-0.72	64.42	-9.58	74.00	169	84	Peak
2	5150.000	60.28	-0.72	59.57	-14.43	74.00	169	84	Peak
3	5258.750	108.32	-0.83	107.49	N/A	N/A	169	84	Peak
4	5350.000	59.75	-0.97	58.77	-15.23	74.00	169	84	Peak
5	* 5353.950	65.54	-0.98	64.56	-9.44	74.00	169	84	Peak

Note:

1. " \*", means this data is the worst emission level.
2. C.F (Correction Factor) = Antenna Factor (dB/m) + Cable Loss (dB) – Preamplifier(dB) + 10dB Attenuation.
3. Measurement (dBuV/m) = Reading(dBuV) + C.F (Correction Factor).
4. The emission levels of other frequencies are very lower than the limit and not show in test report.

EUT	Omada 4G+Cat6 AX3000 Gigabit VPN Router	Date of Test	2023-09-09
Factor	DRH18-E	Temp. / Humidity	23°C /62%
Polarity	Vertical	Site / Test Engineer	AC2 / Xuan
Test Mode	802.11ac160MHz_TX_Band1,2_CH 50_ANT 0+1+2	Test Voltage	AC 120V/60Hz

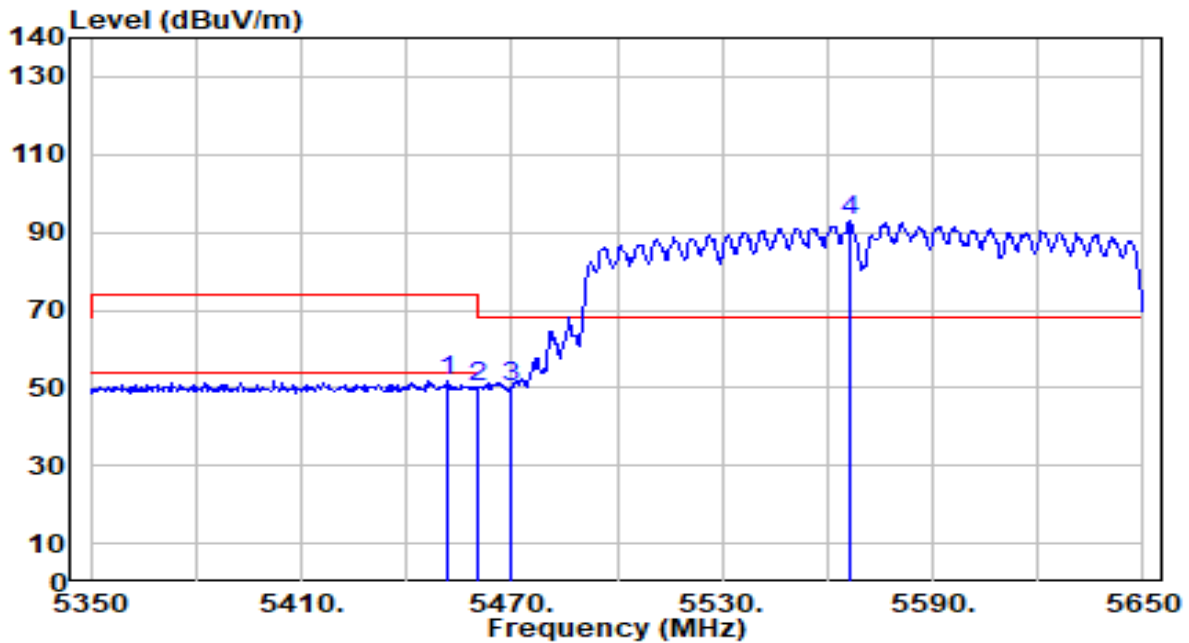


No	Frequency (MHz)	Reading (dBUV)	C.F (dB/m)	Measurement (dBUV/m)	Margin (dB)	Limit (dBUV/m)	Height (cm)	Angle (deg)	Remark (QP/PK/AV)
1	*	53.07	-0.71	52.36	-1.64	54.00	169	84	Average
2		47.79	-0.72	47.08	-6.92	54.00	169	84	Average
3		97.90	-0.83	97.07	N/A	N/A	169	84	Average
4		48.48	-0.97	47.51	-6.49	54.00	169	84	Average
5		53.23	-0.98	52.25	-1.75	54.00	169	84	Average

Note:

1. " \*", means this data is the worst emission level.
2. C.F (Correction Factor) = Antenna Factor (dB/m) + Cable Loss (dB) – Preamplifier(dB) + 10dB Attenuation.
3. Measurement (dBUV/m) = Reading(dBUV) + C.F (Correction Factor).
4. The emission levels of other frequencies are very lower than the limit and not show in test report.

EUT	Omada 4G+Cat6 AX3000 Gigabit VPN Router	Date of Test	2023-09-09
Factor	DRH18-E	Temp. / Humidity	23°C /62%
Polarity	Horizontal	Site / Test Engineer	AC2 / Xuan
Test Mode	802.11ac160MHz_TX_Band3_CH 114_ANT 0+1+2	Test Voltage	AC 120V/60Hz

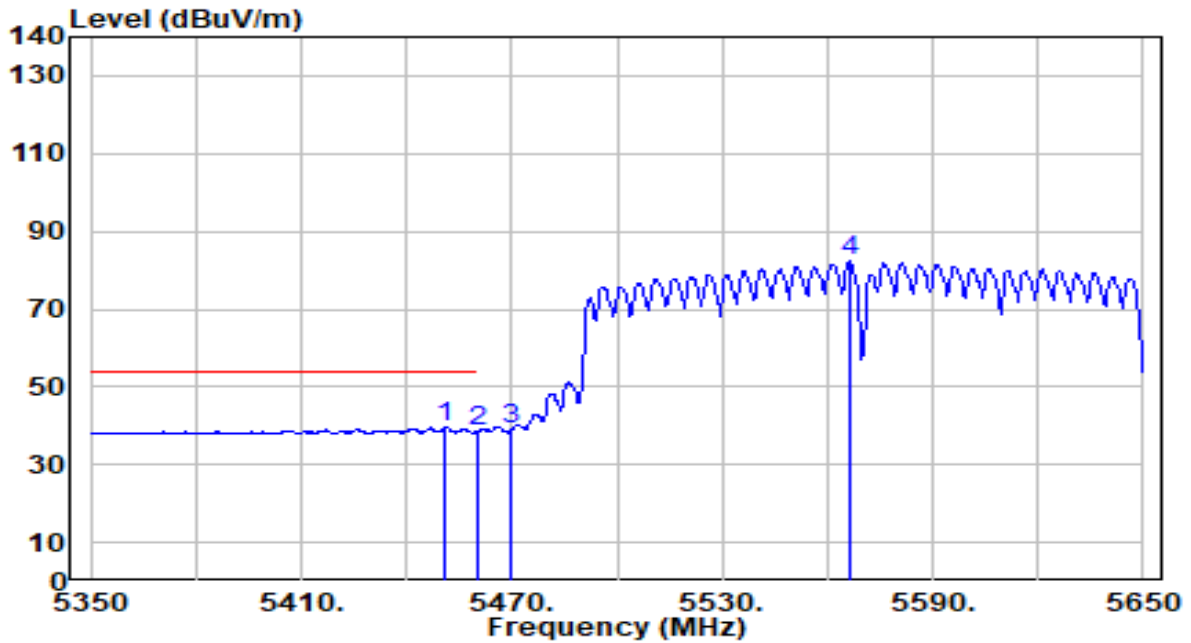


No	Frequency (MHz)	Reading (dBUV)	C.F (dB/m)	Measurement (dBUV/m)	Margin (dB)	Limit (dBUV/m)	Height (cm)	Angle (deg)	Remark (QP/PK/AV)
1	5451.700	52.74	-0.89	51.85	-22.15	74.00	173	334	Peak
2	5460.000	51.09	-0.87	50.23	-23.77	74.00	173	334	Peak
3	* 5470.000	51.29	-0.84	50.45	-17.75	68.20	173	334	Peak
4	5566.300	93.44	-0.54	92.91	N/A	N/A	173	334	Peak

Note:

- "\*", means this data is the worst emission level.
- C.F (Correction Factor) = Antenna Factor (dB/m) + Cable Loss (dB) – Preamplifier(dB) + 10dB Attenuation.
- Measurement (dBUV/m) = Reading(dBUV) + C.F (Correction Factor).
- The emission levels of other frequencies are very lower than the limit and not show in test report.

EUT	Omada 4G+Cat6 AX3000 Gigabit VPN Router	Date of Test	2023-09-09
Factor	DRH18-E	Temp. / Humidity	23°C /62%
Polarity	Horizontal	Site / Test Engineer	AC2 / Xuan
Test Mode	802.11ac160MHz_TX_Band3_CH 114_ANT 0+1+2	Test Voltage	AC 120V/60Hz

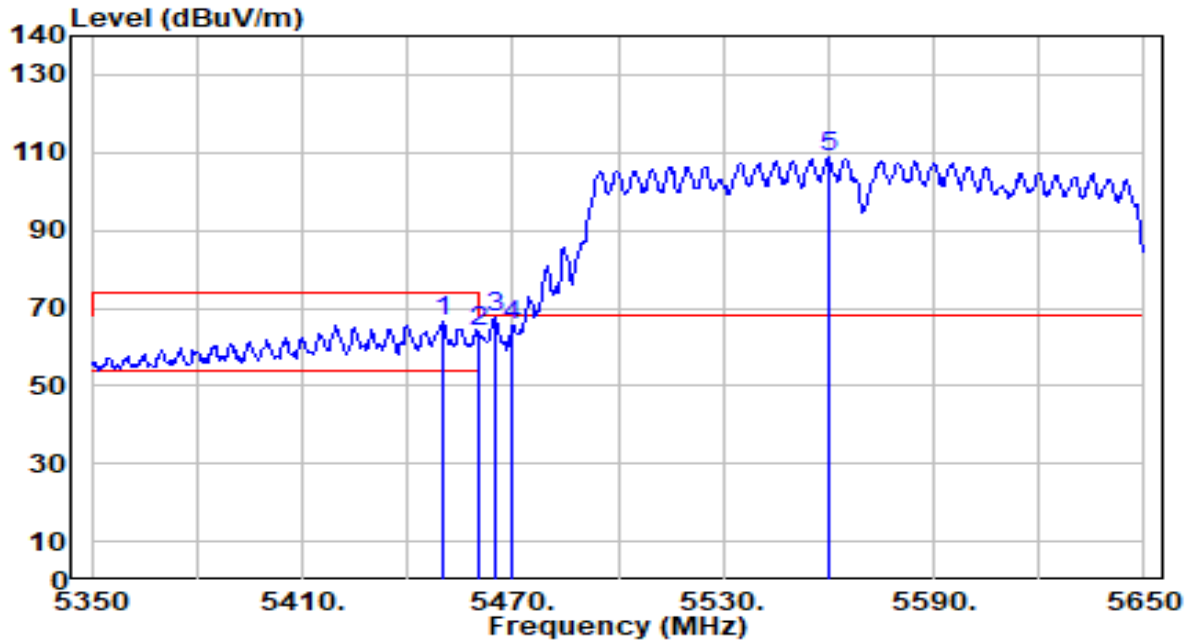


No	Frequency (MHz)	Reading (dBuV)	C.F (dB/m)	Measurement (dBuV/m)	Margin (dB)	Limit (dBuV/m)	Height (cm)	Angle (deg)	Remark (QP/PK/AV)	
1	*	5451.100	40.61	-0.90	39.71	-14.29	54.00	173	334	Average
2		5460.000	39.34	-0.87	38.47	-15.53	54.00	173	334	Average
3		5470.000	39.83	-0.84	38.99	N/A	N/A	173	334	Average
4		5566.300	82.77	-0.54	82.23	N/A	N/A	173	334	Average

Note:

1. " \*", means this data is the worst emission level.
2. C.F (Correction Factor) = Antenna Factor (dB/m) + Cable Loss (dB) – Preamplifier(dB) + 10dB Attenuation.
3. Measurement (dBuV/m) = Reading(dBuV) + C.F (Correction Factor).
4. The emission levels of other frequencies are very lower than the limit and not show in test report.

EUT	Omada 4G+Cat6 AX3000 Gigabit VPN Router	Date of Test	2023-09-09
Factor	DRH18-E	Temp. / Humidity	23°C /62%
Polarity	Vertical	Site / Test Engineer	AC2 / Xuan
Test Mode	802.11ac160MHz_TX_Band3_CH 114_ANT 0+1+2	Test Voltage	AC 120V/60Hz



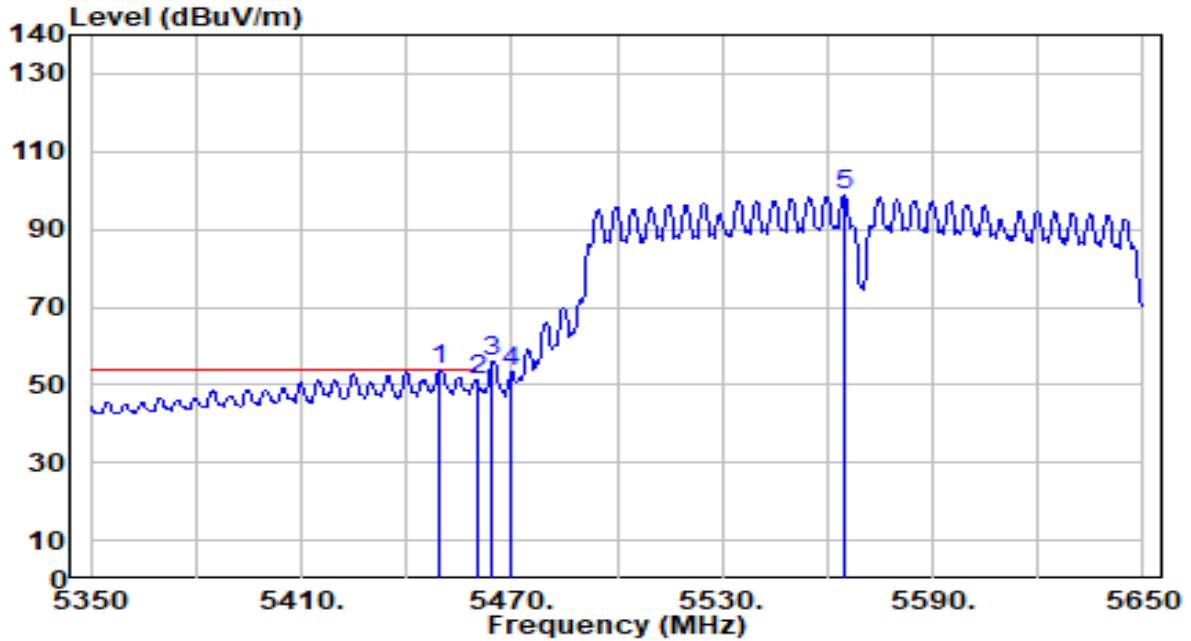
No	Frequency (MHz)	Reading (dBUV)	C.F (dB/m)	Measurement (dBUV/m)	Margin (dB)	Limit (dBUV/m)	Height (cm)	Angle (deg)	Remark (QP/PK/AV)
1	5450.200	67.31	-0.90	66.41	-7.59	74.00	176	33	Peak
2	5460.000	64.98	-0.87	64.11	-9.89	74.00	176	33	Peak
3	* 5464.900	68.29	-0.85	67.43	-0.77	68.20	176	33	Peak
4	5470.000	66.28	-0.84	65.44	-2.76	68.20	176	33	Peak
5	5560.000	109.18	-0.56	108.62	N/A	N/A	176	33	Peak

Note:

1. " \*", means this data is the worst emission level.
2. C.F (Correction Factor) = Antenna Factor (dB/m) + Cable Loss (dB) – Preamplifier(dB) + 10dB Attenuation.
3. Measurement (dBUV/m) = Reading(dBUV) + C.F (Correction Factor).
4. The emission levels of other frequencies are very lower than the limit and not show in test report.



EUT	Omada 4G+Cat6 AX3000 Gigabit VPN Router	Date of Test	2023-09-09
Factor	DRH18-E	Temp. / Humidity	23°C /62%
Polarity	Vertical	Site / Test Engineer	AC2 / Xuan
Test Mode	802.11ac160MHz_TX_Band3_CH 114_ANT 0+1+2	Test Voltage	AC 120V/60Hz

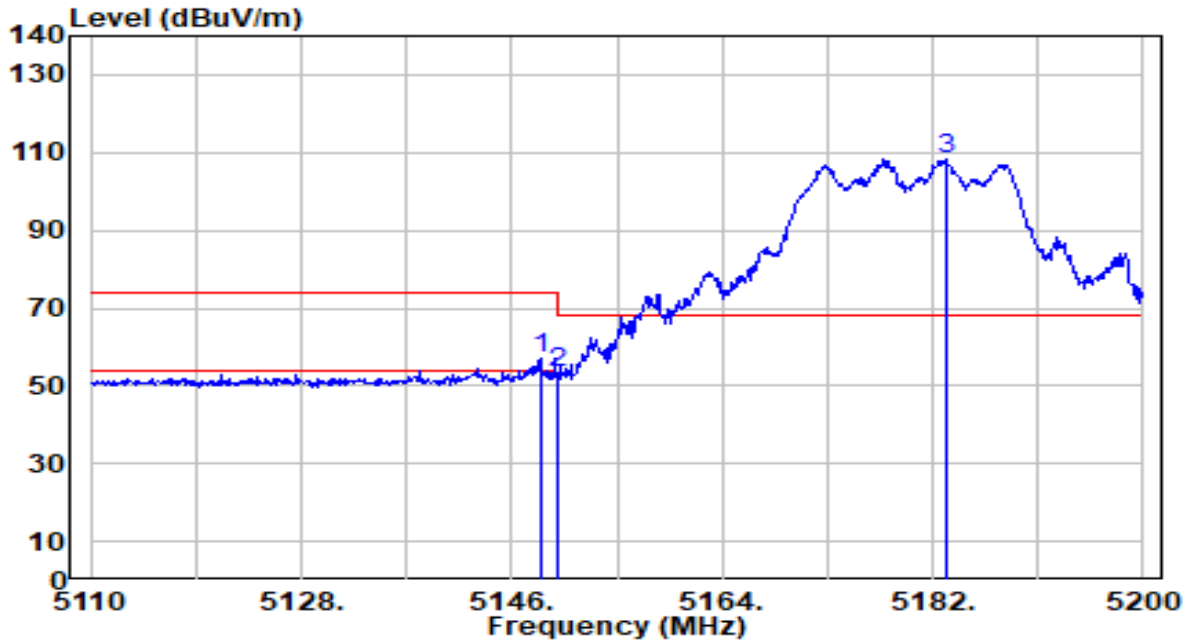


No	Frequency (MHz)	Reading (dBuV)	C.F (dB/m)	Measurement (dBuV/m)	Margin (dB)	Limit (dBuV/m)	Height (cm)	Angle (deg)	Remark (QP/PK/AV)
1	*	54.77	-0.90	53.87	-0.13	54.00	176	33	Average
2		51.92	-0.87	51.05	-2.95	54.00	176	33	Average
3		56.79	-0.86	55.93	N/A	N/A	176	33	Average
4		54.09	-0.84	53.25	N/A	N/A	176	33	Average
5		99.29	-0.54	98.75	N/A	N/A	176	33	Average

Note:

1. " \*", means this data is the worst emission level.
2. C.F (Correction Factor) = Antenna Factor (dB/m) + Cable Loss (dB) – Preamplifier(dB) + 10dB Attenuation.
3. Measurement (dBuV/m) = Reading(dBuV) + C.F (Correction Factor).
4. The emission levels of other frequencies are very lower than the limit and not show in test report.

EUT	Omada 4G+Cat6 AX3000 Gigabit VPN Router	Date of Test	2023-09-09
Factor	DRH18-E	Temp. / Humidity	23°C /62%
Polarity	Horizontal	Site / Test Engineer	AC2 / Xuan
Test Mode	802.11ax20MHz_TX_Band1_CH 36_ANT 0+1+2	Test Voltage	AC 120V/60Hz

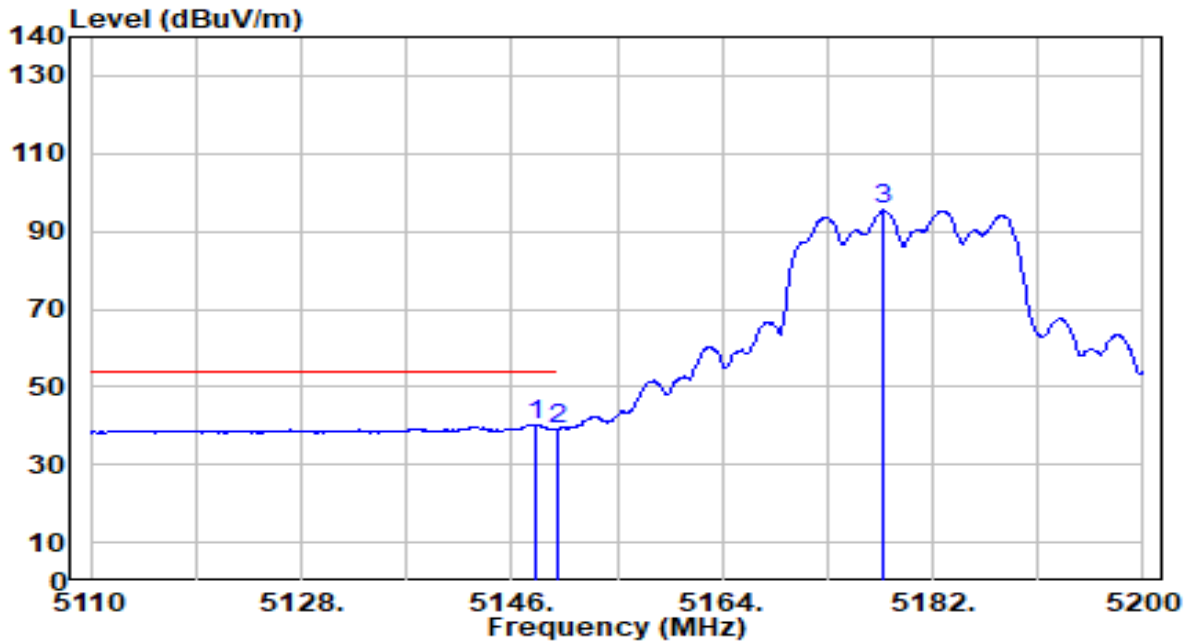


No	Frequency (MHz)	Reading (dBuV)	C.F (dB/m)	Measurement (dBuV/m)	Margin (dB)	Limit (dBuV/m)	Height (cm)	Angle (deg)	Remark (QP/PK/AV)
1	* 5148.520	57.70	-0.72	56.99	-17.01	74.00	288	156	Peak
2	5150.000	53.98	-0.72	53.26	-20.74	74.00	288	156	Peak
3	5183.080	109.24	-0.74	108.51	N/A	N/A	288	156	Peak

Note:

1. " \*", means this data is the worst emission level.
2. C.F (Correction Factor) = Antenna Factor (dB/m) + Cable Loss (dB) – Pre-amplifier(dB) + 10dB Attenuation.
3. Measurement (dBuV/m) = Reading(dBuV) + C.F (Correction Factor).
4. The emission levels of other frequencies are very lower than the limit and not show in test report.

EUT	Omada 4G+Cat6 AX3000 Gigabit VPN Router	Date of Test	2023-09-09
Factor	DRH18-E	Temp. / Humidity	23°C /62%
Polarity	Horizontal	Site / Test Engineer	AC2 / Xuan
Test Mode	802.11ax20MHz_TX_Band1_CH 36_ANT 0+1+2	Test Voltage	AC 120V/60Hz

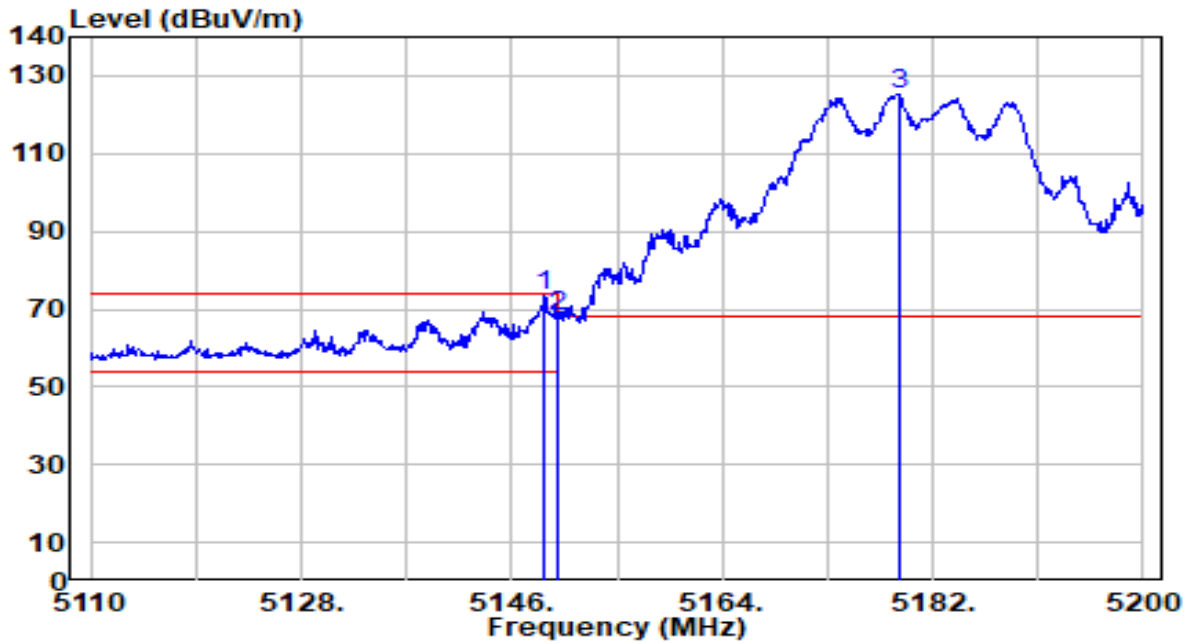


No	Frequency (MHz)	Reading (dBuV)	C.F (dB/m)	Measurement (dBuV/m)	Margin (dB)	Limit (dBuV/m)	Height (cm)	Angle (deg)	Remark (QP/PK/AV)	
1	*	5148.160	41.10	-0.72	40.38	-13.62	54.00	288	156	Average
2		5150.000	39.75	-0.72	39.03	-14.97	54.00	288	156	Average
3		5177.860	96.16	-0.73	95.43	N/A	N/A	288	156	Average

Note:

1. " \*", means this data is the worst emission level.
2. C.F (Correction Factor) = Antenna Factor (dB/m) + Cable Loss (dB) – Preamplifier(dB) + 10dB Attenuation.
3. Measurement (dBuV/m) = Reading(dBuV) + C.F (Correction Factor).
4. The emission levels of other frequencies are very lower than the limit and not show in test report.

EUT	Omada 4G+Cat6 AX3000 Gigabit VPN Router	Date of Test	2023-09-09
Factor	DRH18-E	Temp. / Humidity	23°C /62%
Polarity	Vertical	Site / Test Engineer	AC2 / Xuan
Test Mode	802.11ax20MHz_TX_Band1_CH 36_ANT 0+1+2	Test Voltage	AC 120V/60Hz

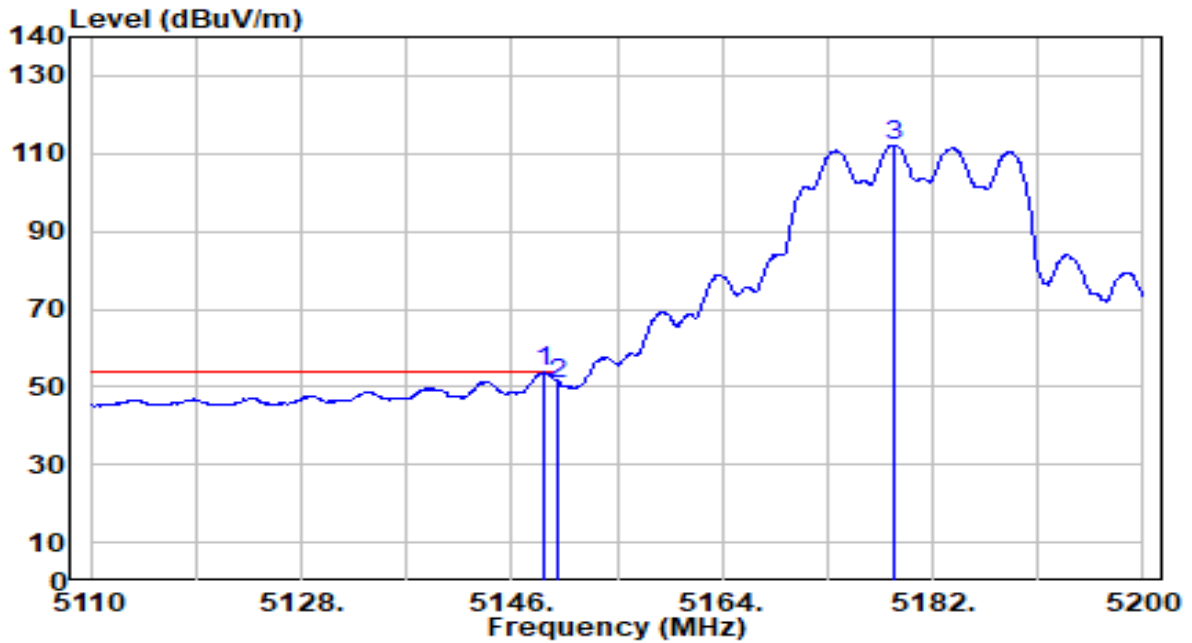


No	Frequency (MHz)	Reading (dBuV)	C.F (dB/m)	Measurement (dBuV/m)	Margin (dB)	Limit (dBuV/m)	Height (cm)	Angle (deg)	Remark (QP/PK/AV)	
1	*	5148.790	73.92	-0.72	73.21	-0.79	74.00	168	83	Peak
2		5150.000	68.76	-0.72	68.04	-5.96	74.00	168	83	Peak
3		5179.120	125.99	-0.73	125.25	N/A	N/A	168	83	Peak

Note:

1. " \*", means this data is the worst emission level.
2. C.F (Correction Factor) = Antenna Factor (dB/m) + Cable Loss (dB) – Preamplifier(dB) + 10dB Attenuation.
3. Measurement (dBuV/m) = Reading(dBuV) + C.F (Correction Factor).
4. The emission levels of other frequencies are very lower than the limit and not show in test report.

EUT	Omada 4G+Cat6 AX3000 Gigabit VPN Router	Date of Test	2023-09-09
Factor	DRH18-E	Temp. / Humidity	23°C /62%
Polarity	Vertical	Site / Test Engineer	AC2 / Xuan
Test Mode	802.11ax20MHz_TX_Band1_CH 36_ANT 0+1+2	Test Voltage	AC 120V/60Hz

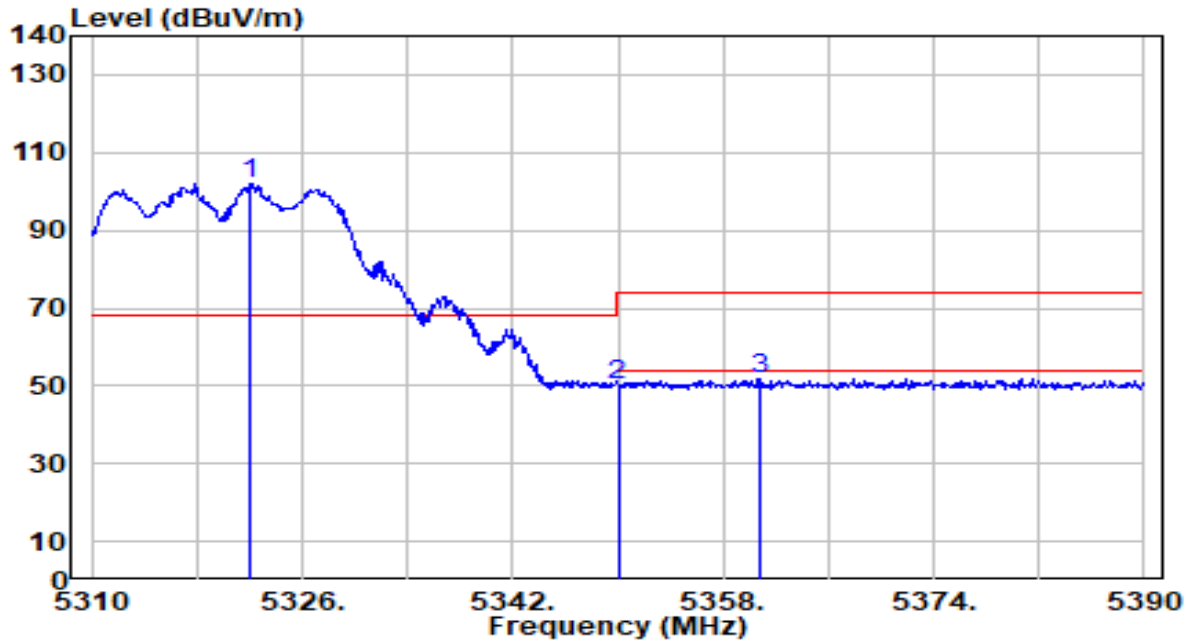


No	Frequency (MHz)	Reading (dBuV)	C.F (dB/m)	Measurement (dBuV/m)	Margin (dB)	Limit (dBuV/m)	Height (cm)	Angle (deg)	Remark (QP/PK/AV)
1	*	54.56	-0.72	53.85	-0.15	54.00	168	83	Average
2		51.69	-0.72	50.97	-3.03	54.00	168	83	Average
3		112.87	-0.73	112.14	N/A	N/A	168	83	Average

Note:

1. " \*", means this data is the worst emission level.
2. C.F (Correction Factor) = Antenna Factor (dB/m) + Cable Loss (dB) – Preamplifier(dB) + 10dB Attenuation.
3. Measurement (dBuV/m) = Reading(dBuV) + C.F (Correction Factor).
4. The emission levels of other frequencies are very lower than the limit and not show in test report.

EUT	Omada 4G+Cat6 AX3000 Gigabit VPN Router	Date of Test	2023-09-09
Factor	DRH18-E	Temp. / Humidity	23°C /62%
Polarity	Horizontal	Site / Test Engineer	AC2 / Xuan
Test Mode	802.11ax20MHz_TX_Band2_CH 64_ANT 0+1+2	Test Voltage	AC 120V/60Hz

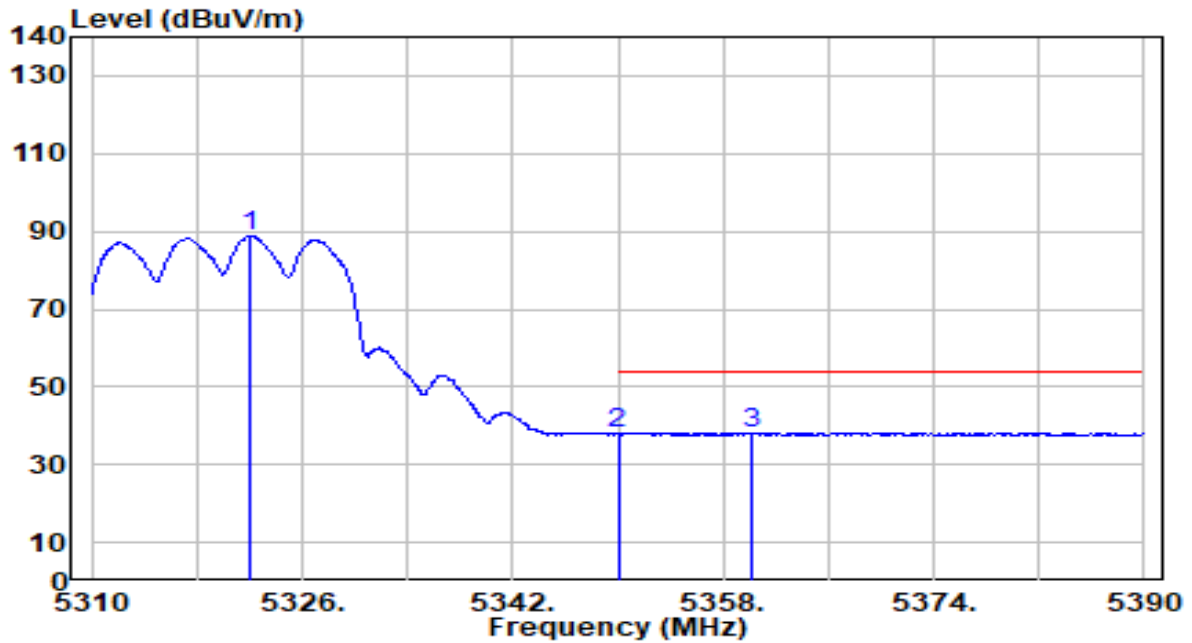


No	Frequency (MHz)	Reading (dBuV)	C.F (dB/m)	Measurement (dBuV/m)	Margin (dB)	Limit (dBuV/m)	Height (cm)	Angle (deg)	Remark (QP/PK/AV)
1	5322.080	102.98	-0.93	102.05	N/A	N/A	180	338	Peak
2	5350.000	51.25	-0.97	50.28	-23.72	74.00	180	338	Peak
3	* 5360.720	52.88	-0.99	51.89	-22.11	74.00	180	338	Peak

Note:

1. " \*", means this data is the worst emission level.
2. C.F (Correction Factor) = Antenna Factor (dB/m) + Cable Loss (dB) – Pre-amplifier(dB) + 10dB Attenuation.
3. Measurement (dBuV/m) = Reading(dBuV) + C.F (Correction Factor).
4. The emission levels of other frequencies are very lower than the limit and not show in test report.

EUT	Omada 4G+Cat6 AX3000 Gigabit VPN Router	Date of Test	2023-09-09
Factor	DRH18-E	Temp. / Humidity	23°C /62%
Polarity	Horizontal	Site / Test Engineer	AC2 / Xuan
Test Mode	802.11ax20MHz_TX_Band2_CH 64_ANT 0+1+2	Test Voltage	AC 120V/60Hz

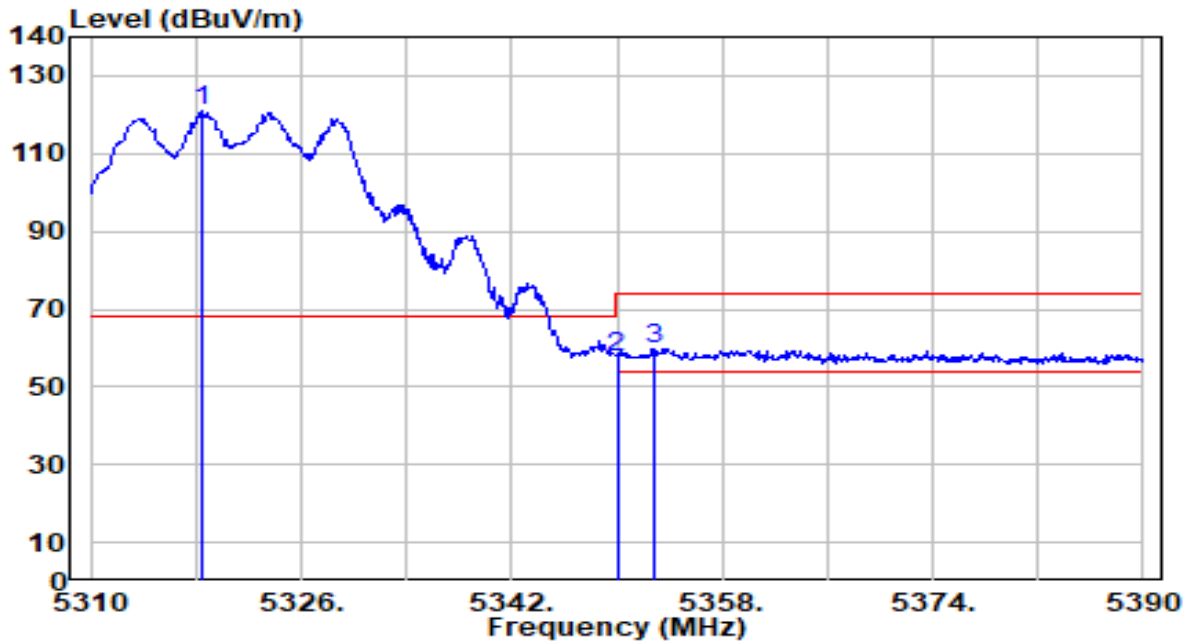


No	Frequency (MHz)	Reading (dBuV)	C.F (dB/m)	Measurement (dBuV/m)	Margin (dB)	Limit (dBuV/m)	Height (cm)	Angle (deg)	Remark (QP/PK/AV)
1	5322.080	89.76	-0.93	88.83	N/A	N/A	180	338	Average
2	5350.000	38.81	-0.97	37.83	-16.17	54.00	180	338	Average
3	* 5360.240	39.24	-0.99	38.25	-15.75	54.00	180	338	Average

Note:

1. " \*", means this data is the worst emission level.
2. C.F (Correction Factor) = Antenna Factor (dB/m) + Cable Loss (dB) – Preamplifier(dB) + 10dB Attenuation.
3. Measurement (dBuV/m) = Reading(dBuV) + C.F (Correction Factor).
4. The emission levels of other frequencies are very lower than the limit and not show in test report.

EUT	Omada 4G+Cat6 AX3000 Gigabit VPN Router	Date of Test	2023-09-09
Factor	DRH18-E	Temp. / Humidity	23°C /62%
Polarity	Vertical	Site / Test Engineer	AC2 / Xuan
Test Mode	802.11ax20MHz_TX_Band2_CH 64_ANT 0+1+2	Test Voltage	AC 120V/60Hz



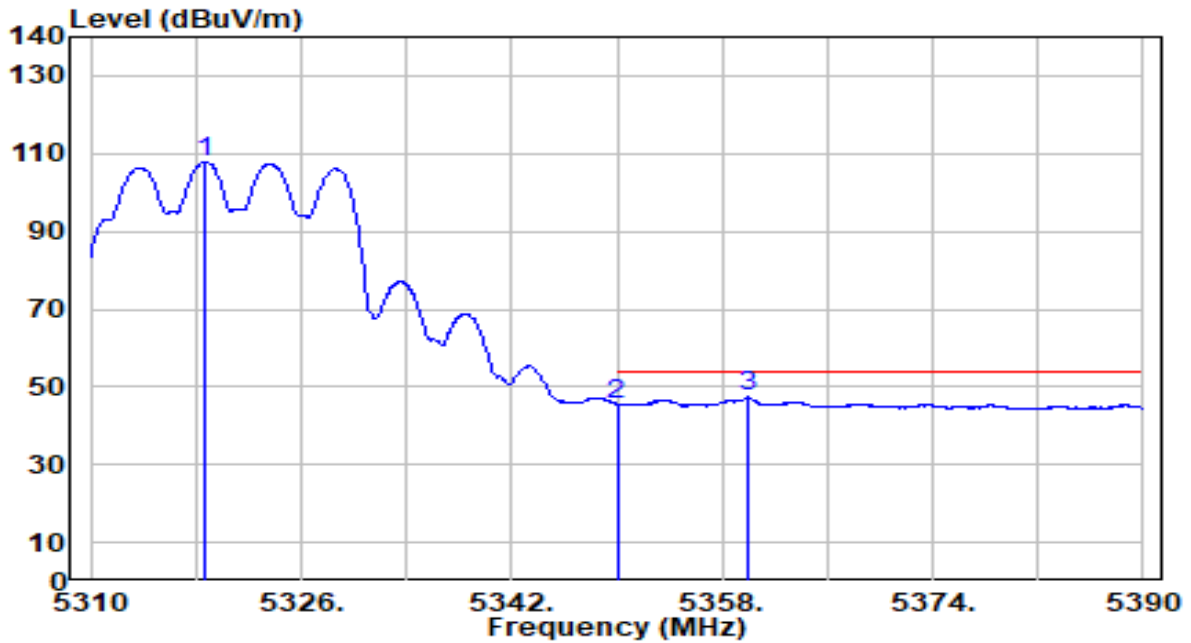
No	Frequency (MHz)	Reading (dBuV)	C.F (dB/m)	Measurement (dBuV/m)	Margin (dB)	Limit (dBuV/m)	Height (cm)	Angle (deg)	Remark (QP/PK/AV)
1	5318.560	121.81	-0.92	120.88	N/A	N/A	170	85	Peak
2	5350.000	58.80	-0.97	57.82	-16.18	74.00	170	85	Peak
3	* 5352.800	60.92	-0.98	59.94	-14.06	74.00	170	85	Peak

Note:

1. " \*", means this data is the worst emission level.
2. C.F (Correction Factor) = Antenna Factor (dB/m) + Cable Loss (dB) – Preamplifier(dB) + 10dB Attenuation.
3. Measurement (dBuV/m) = Reading(dBuV) + C.F (Correction Factor).
4. The emission levels of other frequencies are very lower than the limit and not show in test report.



EUT	Omada 4G+Cat6 AX3000 Gigabit VPN Router	Date of Test	2023-09-09
Factor	DRH18-E	Temp. / Humidity	23°C /62%
Polarity	Vertical	Site / Test Engineer	AC2 / Xuan
Test Mode	802.11ax20MHz_TX_Band2_CH 64_ANT 0+1+2	Test Voltage	AC 120V/60Hz

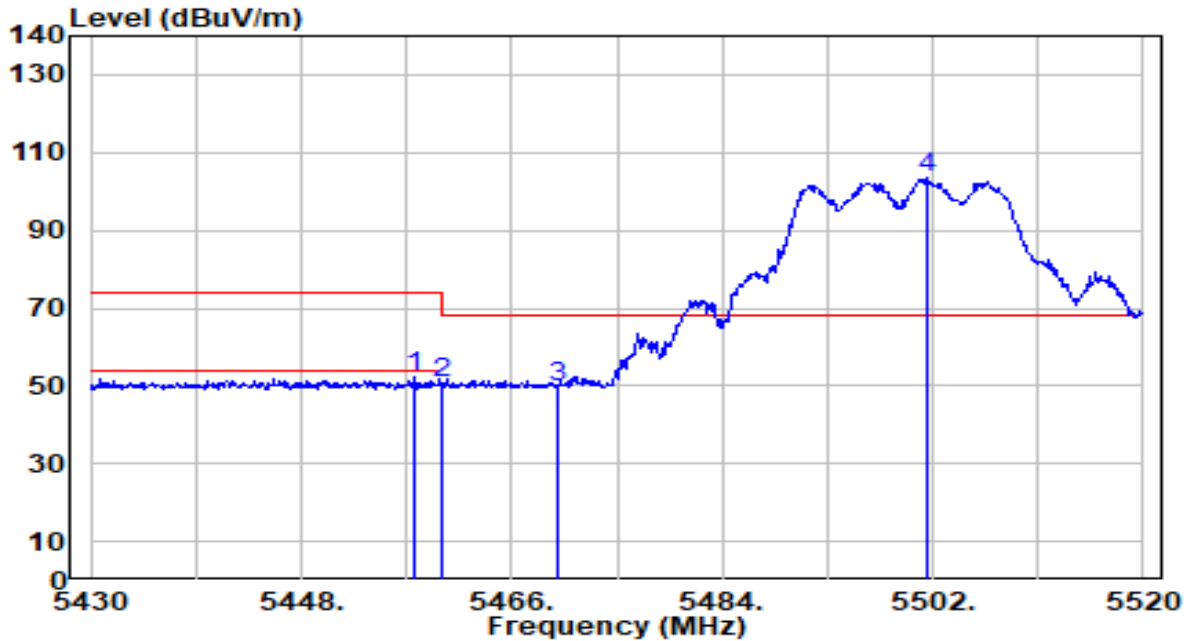


No	Frequency (MHz)	Reading (dBuV)	C.F (dB/m)	Measurement (dBuV/m)	Margin (dB)	Limit (dBuV/m)	Height (cm)	Angle (deg)	Remark (QP/PK/AV)
1	5318.640	108.77	-0.92	107.84	N/A	N/A	170	85	Average
2	5350.000	46.48	-0.97	45.51	-8.49	54.00	170	85	Average
3	* 5360.000	48.40	-0.99	47.41	-6.59	54.00	170	85	Average

Note:

1. " \*", means this data is the worst emission level.
2. C.F (Correction Factor) = Antenna Factor (dB/m) + Cable Loss (dB) – Preamplifier(dB) + 10dB Attenuation.
3. Measurement (dBuV/m) = Reading(dBuV) + C.F (Correction Factor).
4. The emission levels of other frequencies are very lower than the limit and not show in test report.

EUT	Omada 4G+Cat6 AX3000 Gigabit VPN Router	Date of Test	2023-09-09
Factor	DRH18-E	Temp. / Humidity	23°C /62%
Polarity	Horizontal	Site / Test Engineer	AC2 / Xuan
Test Mode	802.11ax20MHz_TX_Band3_CH 100_ANT 0+1+2	Test Voltage	AC 120V/60Hz

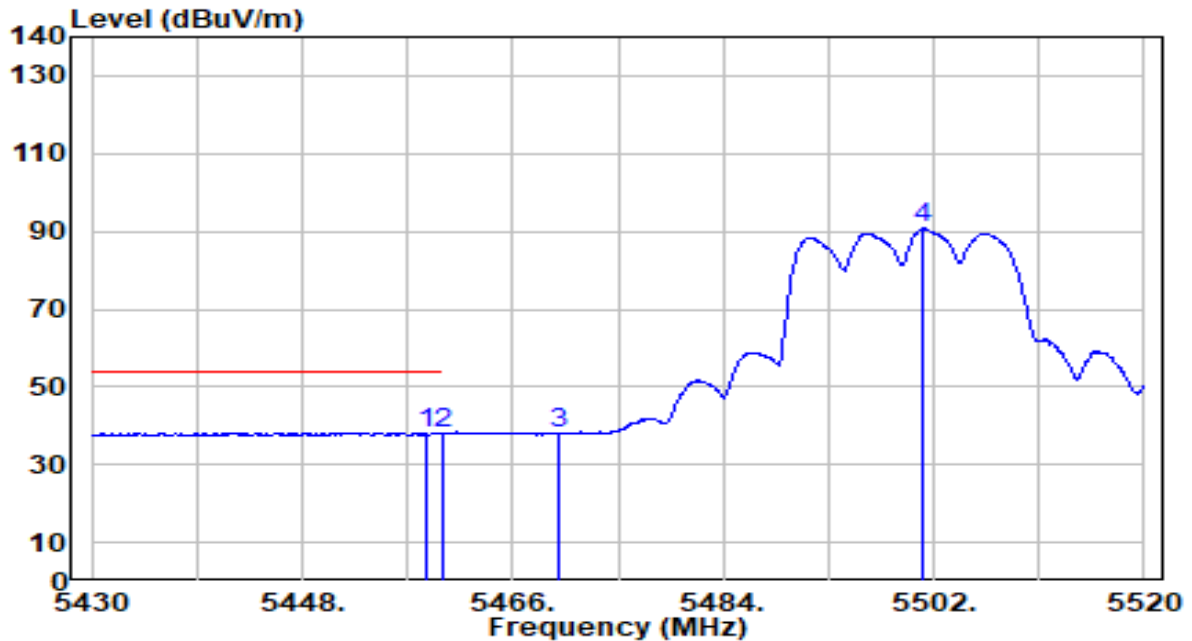


No	Frequency (MHz)	Reading (dBUV)	C.F (dB/m)	Measurement (dBUV/m)	Margin (dB)	Limit (dBUV/m)	Height (cm)	Angle (deg)	Remark (QP/PK/AV)
1	5457.720	53.16	-0.88	52.28	-21.72	74.00	194	335	Peak
2	5460.000	51.52	-0.87	50.66	-23.34	74.00	194	335	Peak
3	* 5470.000	50.67	-0.84	49.83	-18.37	68.20	194	335	Peak
4	5501.640	104.19	-0.74	103.44	N/A	N/A	194	335	Peak

Note:

1. " \*", means this data is the worst emission level.
2. C.F (Correction Factor) = Antenna Factor (dB/m) + Cable Loss (dB) – Preamplifier(dB) + 10dB Attenuation.
3. Measurement (dBUV/m) = Reading(dBUV) + C.F (Correction Factor).
4. The emission levels of other frequencies are very lower than the limit and not show in test report.

EUT	Omada 4G+Cat6 AX3000 Gigabit VPN Router	Date of Test	2023-09-09
Factor	DRH18-E	Temp. / Humidity	23°C /62%
Polarity	Horizontal	Site / Test Engineer	AC2 / Xuan
Test Mode	802.11ax20MHz_TX_Band3_CH 100_ANT 0+1+2	Test Voltage	AC 120V/60Hz

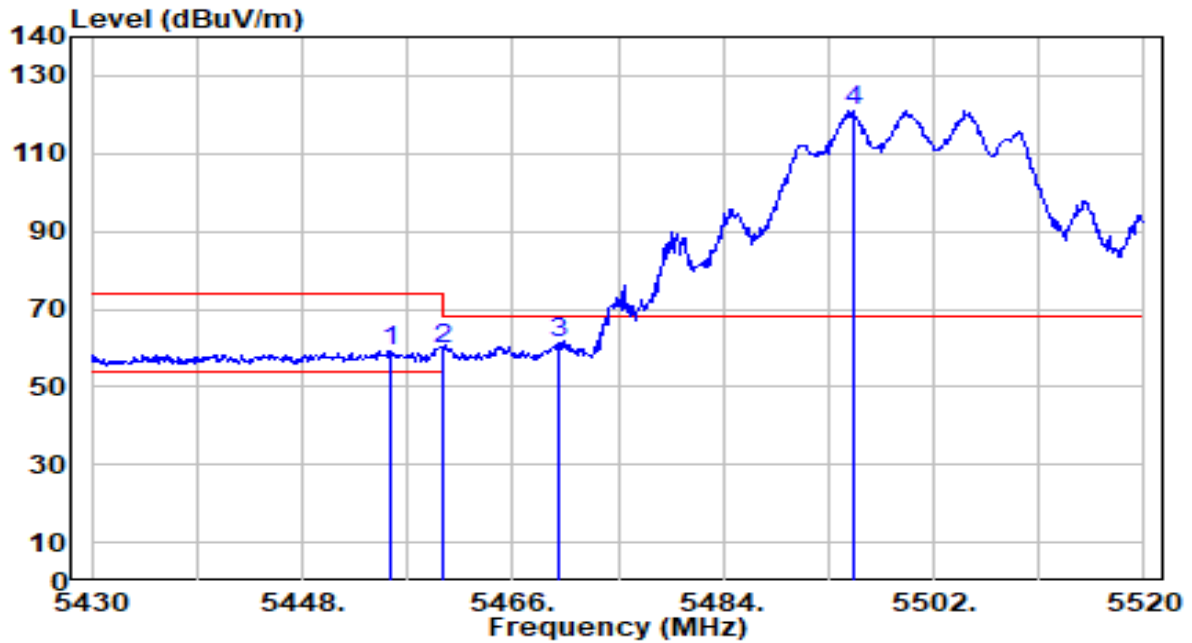


No	Frequency (MHz)	Reading (dBuV)	C.F (dB/m)	Measurement (dBuV/m)	Margin (dB)	Limit (dBuV/m)	Height (cm)	Angle (deg)	Remark (QP/PK/AV)
1	* 5458.530	39.00	-0.87	38.13	-15.87	54.00	194	335	Average
2	5460.000	38.98	-0.87	38.11	-15.89	54.00	194	335	Average
3	5470.000	38.77	-0.84	37.93	N/A	N/A	194	335	Average
4	5501.100	91.40	-0.75	90.66	N/A	N/A	194	335	Average

Note:

1. " \*", means this data is the worst emission level.
2. C.F (Correction Factor) = Antenna Factor (dB/m) + Cable Loss (dB) – Pre-amplifier(dB) + 10dB Attenuation.
3. Measurement (dBuV/m) = Reading(dBuV) + C.F (Correction Factor).
4. The emission levels of other frequencies are very lower than the limit and not show in test report.

EUT	Omada 4G+Cat6 AX3000 Gigabit VPN Router	Date of Test	2023-09-09
Factor	DRH18-E	Temp. / Humidity	23°C /62%
Polarity	Vertical	Site / Test Engineer	AC2 / Xuan
Test Mode	802.11ax20MHz_TX_Band3_CH 100_ANT 0+1+2	Test Voltage	AC 120V/60Hz

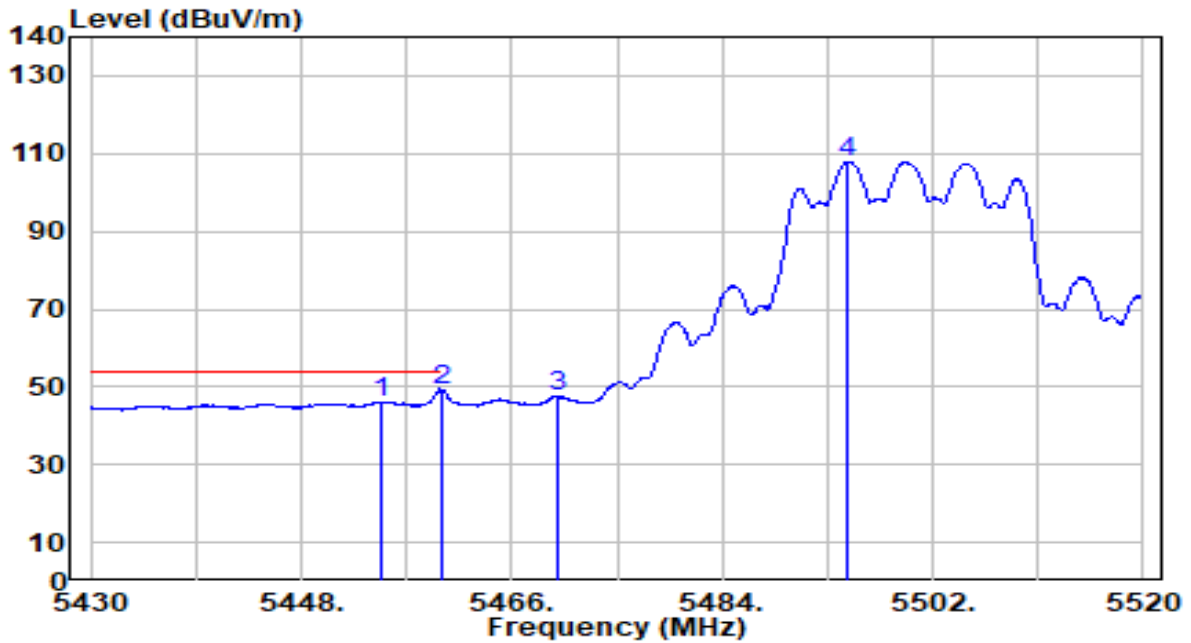


No	Frequency (MHz)	Reading (dBuV)	C.F (dB/m)	Measurement (dBuV/m)	Margin (dB)	Limit (dBuV/m)	Height (cm)	Angle (deg)	Remark (QP/PK/AV)
1	5455.470	60.21	-0.88	59.33	-14.67	74.00	184	34	Peak
2	5460.000	60.83	-0.87	59.96	-14.04	74.00	184	34	Peak
3	* 5470.000	61.94	-0.84	61.10	-7.10	68.20	184	34	Peak
4	5495.160	121.78	-0.76	121.02	N/A	N/A	184	34	Peak

Note:

1. " \*", means this data is the worst emission level.
2. C.F (Correction Factor) = Antenna Factor (dB/m) + Cable Loss (dB) – Pre-amplifier(dB) + 10dB Attenuation.
3. Measurement (dBuV/m) = Reading(dBuV) + C.F (Correction Factor).
4. The emission levels of other frequencies are very lower than the limit and not show in test report.

EUT	Omada 4G+Cat6 AX3000 Gigabit VPN Router	Date of Test	2023-09-09
Factor	DRH18-E	Temp. / Humidity	23°C /62%
Polarity	Vertical	Site / Test Engineer	AC2 / Xuan
Test Mode	802.11ax20MHz_TX_Band3_CH 100_ANT 0+1+2	Test Voltage	AC 120V/60Hz

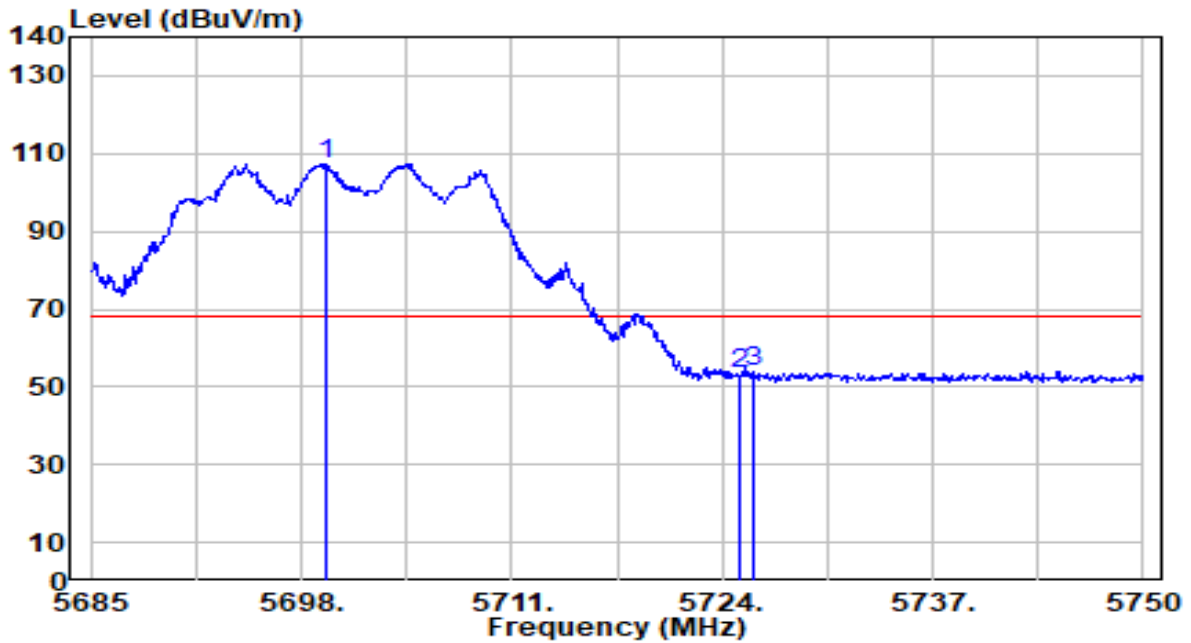


No	Frequency (MHz)	Reading (dBuV)	C.F (dB/m)	Measurement (dBuV/m)	Margin (dB)	Limit (dBuV/m)	Height (cm)	Angle (deg)	Remark (QP/PK/AV)
1	5454.930	47.06	-0.88	46.18	-7.82	54.00	184	34	Average
2	* 5460.000	50.17	-0.87	49.30	-4.70	54.00	184	34	Average
3	5470.000	48.26	-0.84	47.42	N/A	N/A	184	34	Average
4	5494.800	108.68	-0.77	107.92	N/A	N/A	184	34	Average

Note:

1. " \*", means this data is the worst emission level.
2. C.F (Correction Factor) = Antenna Factor (dB/m) + Cable Loss (dB) – Preamplifier(dB) + 10dB Attenuation.
3. Measurement (dBuV/m) = Reading(dBuV) + C.F (Correction Factor).
4. The emission levels of other frequencies are very lower than the limit and not show in test report.

EUT	Omada 4G+Cat6 AX3000 Gigabit VPN Router	Date of Test	2023-09-09
Factor	DRH18-E	Temp. / Humidity	23°C /62%
Polarity	Horizontal	Site / Test Engineer	AC2 / Xuan
Test Mode	802.11ax20MHz_TX_Band3_CH 140_ANT 0+1+2	Test Voltage	AC 120V/60Hz

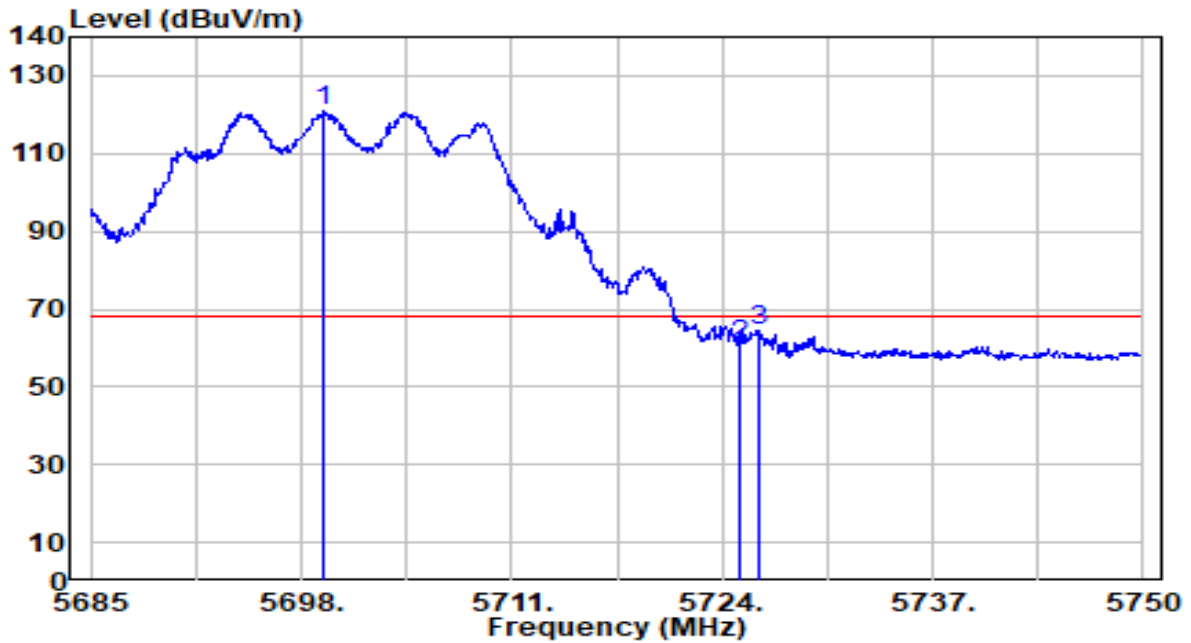


No	Frequency (MHz)	Reading (dBuV)	C.F (dB/m)	Measurement (dBuV/m)	Margin (dB)	Limit (dBuV/m)	Height (cm)	Angle (deg)	Remark (QP/PK/AV)
1	5699.560	107.39	0.10	107.49	N/A	N/A	200	322	Peak
2	5725.000	52.96	0.23	53.19	-15.01	68.20	200	322	Peak
3	* 5725.950	53.83	0.23	54.07	-14.13	68.20	200	322	Peak

Note:

1. " \*", means this data is the worst emission level.
2. C.F (Correction Factor) = Antenna Factor (dB/m) + Cable Loss (dB) – Preamplifier(dB) + 10dB Attenuation.
3. Measurement (dBuV/m) = Reading(dBuV) + C.F (Correction Factor).
4. The emission levels of other frequencies are very lower than the limit and not show in test report.

EUT	Omada 4G+Cat6 AX3000 Gigabit VPN Router	Date of Test	2023-09-09
Factor	DRH18-E	Temp. / Humidity	23°C /62%
Polarity	Vertical	Site / Test Engineer	AC2 / Xuan
Test Mode	802.11ax20MHz_TX_Band3_CH 140_ANT 0+1+2	Test Voltage	AC 120V/60Hz

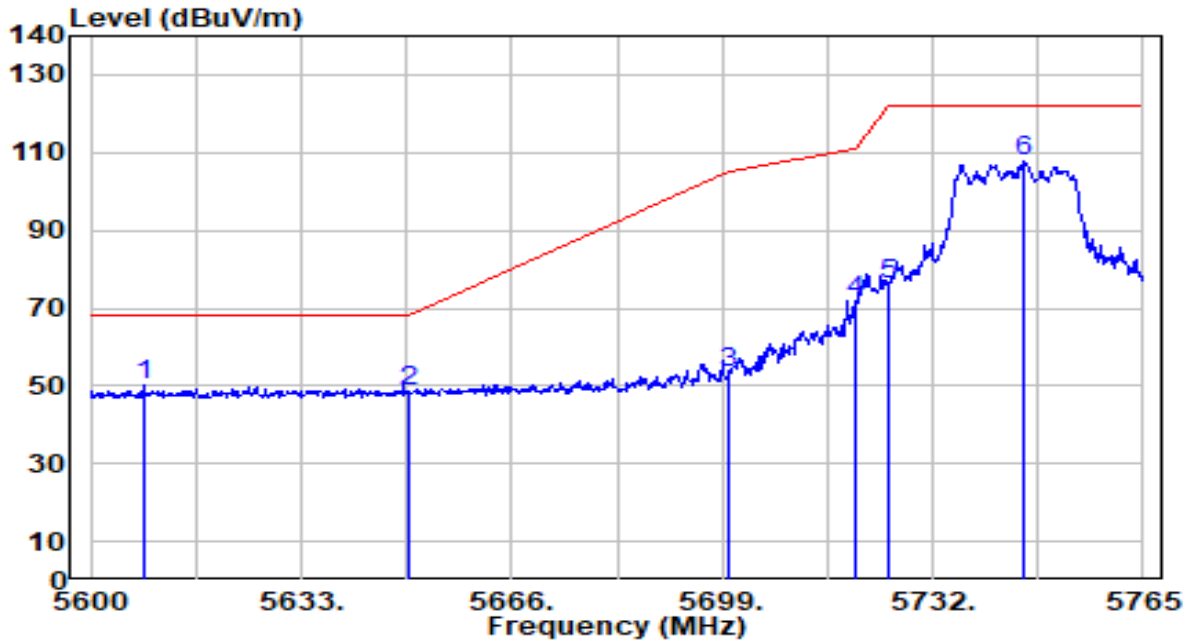


No	Frequency (MHz)	Reading (dBuV)	C.F (dB/m)	Measurement (dBuV/m)	Margin (dB)	Limit (dBuV/m)	Height (cm)	Angle (deg)	Remark (QP/PK/AV)
1	5699.430	121.08	0.10	121.18	N/A	N/A	191	0	Peak
2	5725.000	60.54	0.23	60.77	-7.43	68.20	191	0	Peak
3	* 5726.210	64.25	0.24	64.49	-3.71	68.20	191	0	Peak

Note:

1. " \*", means this data is the worst emission level.
2. C.F (Correction Factor) = Antenna Factor (dB/m) + Cable Loss (dB) – Preamplifier(dB) + 10dB Attenuation.
3. Measurement (dBuV/m) = Reading(dBuV) + C.F (Correction Factor).
4. The emission levels of other frequencies are very lower than the limit and not show in test report.

EUT	Omada 4G+Cat6 AX3000 Gigabit VPN Router	Date of Test	2023-09-09
Factor	DRH18-E	Temp. / Humidity	23°C /62%
Polarity	Horizontal	Site / Test Engineer	AC2 / Marvin
Test Mode	802.11ax-20MHz_TX_Band4_CH 149_ANT 0+1+2	Test Voltage	AC 120V/60Hz



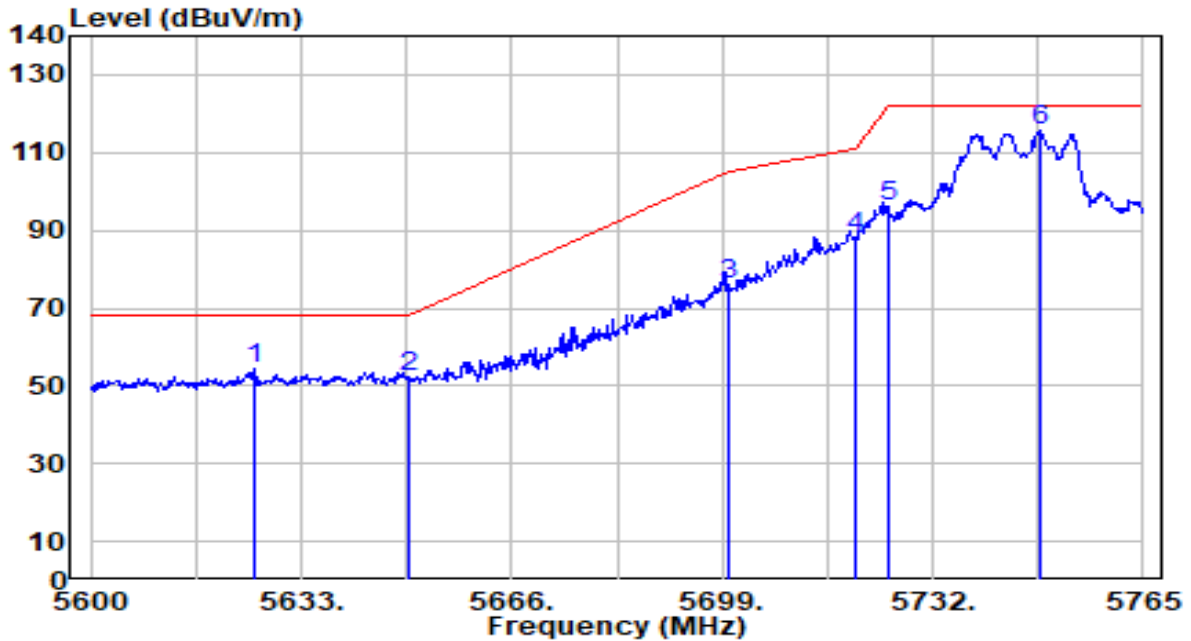
No	Frequency (MHz)	Reading (dBUV)	C.F (dB/m)	Measurement (dBUV/m)	Margin (dB)	Limit (dBUV/m)	Height (cm)	Angle (deg)	Remark (QP/PK/AV)
1	*	62.68	-12.41	50.27	-17.93	68.20	100	335	Peak
2		60.56	-12.20	48.36	-19.84	68.20	100	335	Peak
3		65.29	-11.94	53.34	-51.86	105.20	100	335	Peak
4		83.91	-11.84	72.07	-38.73	110.80	100	335	Peak
5		88.15	-11.82	76.33	-45.87	122.20	100	335	Peak
6		119.30	-11.71	107.59	N/A	N/A	100	335	Peak

Note:

1. " \*", means this data is the worst emission level.
2. C.F (Correction Factor) = Antenna Factor (dB/m) + Cable Loss (dB) – Preamplifier(dB) + 10dB Attenuation.
3. Measurement (dBUV/m) = Reading(dBUV) + C.F (Correction Factor).
4. The emission levels of other frequencies are very lower than the limit and not show in test report.



EUT	Omada 4G+Cat6 AX3000 Gigabit VPN Router	Date of Test	2023-09-09
Factor	DRH18-E	Temp. / Humidity	23°C /62%
Polarity	Vertical	Site / Test Engineer	AC2 / Marvin
Test Mode	802.11ax-20MHz_TX_Band4_CH 149_ANT 0+1+2	Test Voltage	AC 120V/60Hz

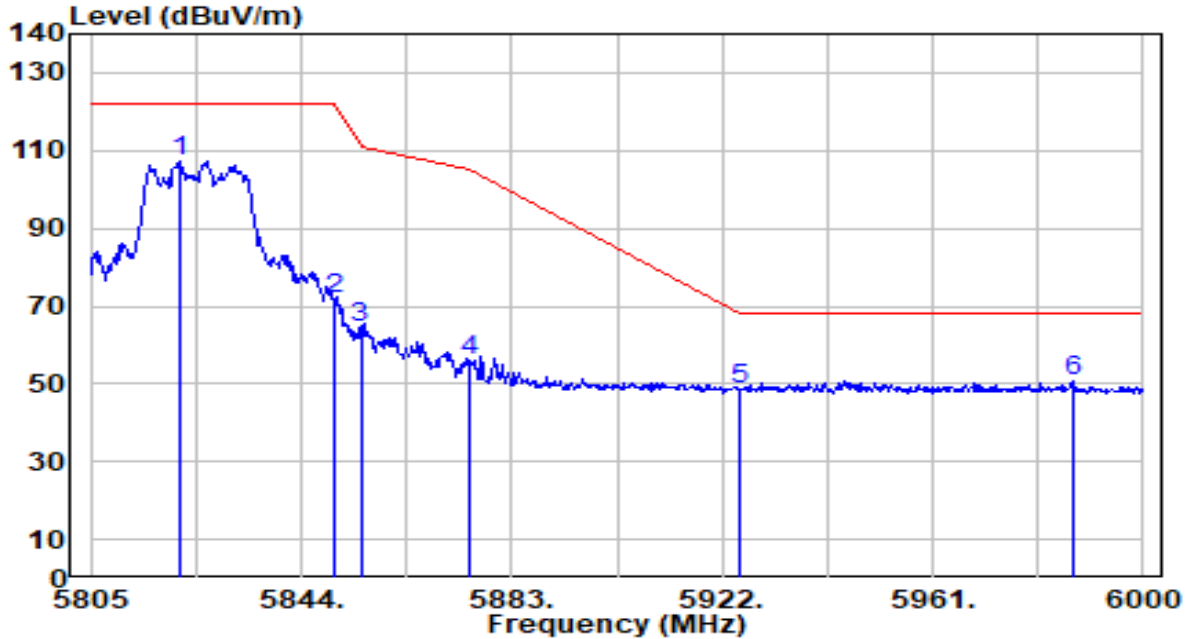


No	Frequency (MHz)	Reading (dBUV)	C.F (dB/m)	Measurement (dBUV/m)	Margin (dB)	Limit (dBUV/m)	Height (cm)	Angle (deg)	Remark (QP/PK/AV)	
1	*	5625.575	66.70	-12.32	54.38	-13.82	68.20	186	64	Peak
2		5650.000	64.68	-12.20	52.48	-15.72	68.20	186	64	Peak
3		5700.000	88.08	-11.94	76.14	-29.06	105.20	186	64	Peak
4		5720.000	100.22	-11.84	88.37	-22.43	110.80	186	64	Peak
5		5725.000	107.86	-11.82	96.04	-26.16	122.20	186	64	Peak
6		5748.830	127.41	-11.70	115.71	N/A	N/A	186	64	Peak

Note:

1. " \*", means this data is the worst emission level.
2. C.F (Correction Factor) = Antenna Factor (dB/m) + Cable Loss (dB) – Preamplifier(dB) + 10dB Attenuation.
3. Measurement (dBUV/m) = Reading(dBUV) + C.F (Correction Factor).
4. The emission levels of other frequencies are very lower than the limit and not show in test report.

EUT	Omada 4G+Cat6 AX3000 Gigabit VPN Router	Date of Test	2023-09-09
Factor	DRH18-E	Temp. / Humidity	23°C /62%
Polarity	Horizontal	Site / Test Engineer	AC2 / Marvin
Test Mode	802.11ax-20MHz_TX_Band4_CH 165_ANT 0+1+2	Test Voltage	AC 120V/60Hz

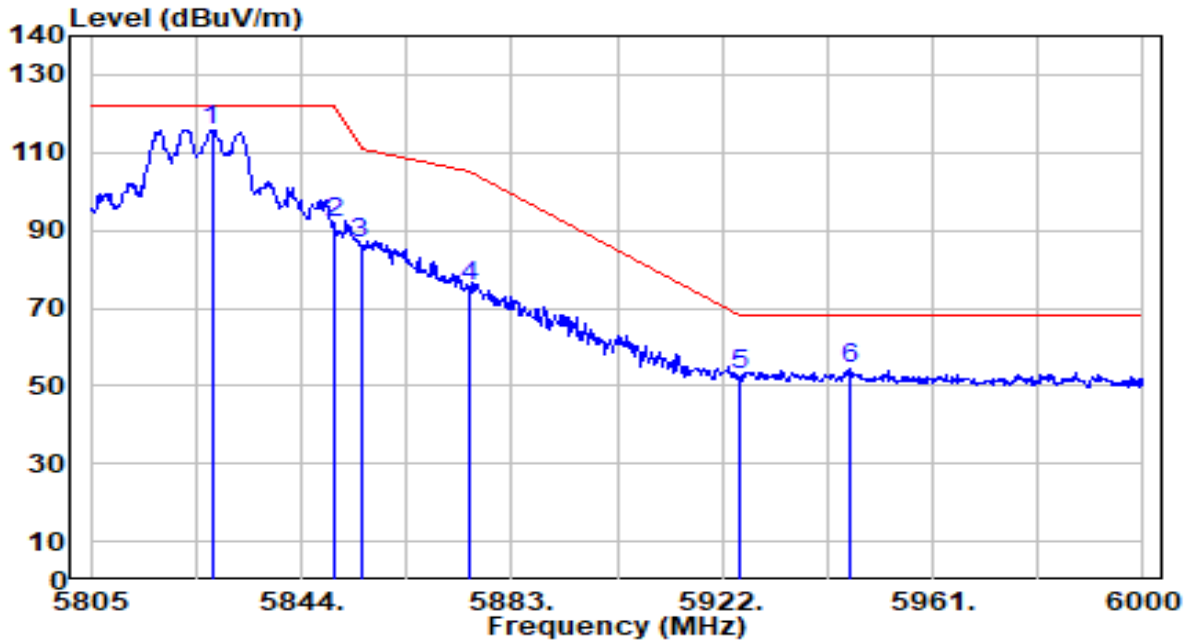


No	Frequency (MHz)	Reading (dBUV)	C.F (dB/m)	Measurement (dBUV/m)	Margin (dB)	Limit (dBUV/m)	Height (cm)	Angle (deg)	Remark (QP/PK/AV)
1	5821.770	118.90	-11.45	107.44	N/A	N/A	100	335	Peak
2	5850.000	83.39	-11.48	71.91	-50.29	122.20	100	335	Peak
3	5855.000	75.76	-11.48	64.28	-46.52	110.80	100	335	Peak
4	5875.000	67.46	-11.50	55.96	-49.24	105.20	100	335	Peak
5	5925.000	60.14	-11.54	48.60	-19.60	68.20	100	335	Peak
6	* 5987.130	62.37	-11.59	50.78	-17.42	68.20	100	335	Peak

Note:

1. " \*", means this data is the worst emission level.
2. C.F (Correction Factor) = Antenna Factor (dB/m) + Cable Loss (dB) – Preamplifier(dB) + 10dB Attenuation.
3. Measurement (dBUV/m) = Reading(dBUV) + C.F (Correction Factor).
4. The emission levels of other frequencies are very lower than the limit and not show in test report.

EUT	Omada 4G+Cat6 AX3000 Gigabit VPN Router	Date of Test	2023-09-09
Factor	DRH18-E	Temp. / Humidity	23°C /62%
Polarity	Vertical	Site / Test Engineer	AC2 / Marvin
Test Mode	802.11ax-20MHz_TX_Band4_CH 165_ANT 0+1+2	Test Voltage	AC 120V/60Hz

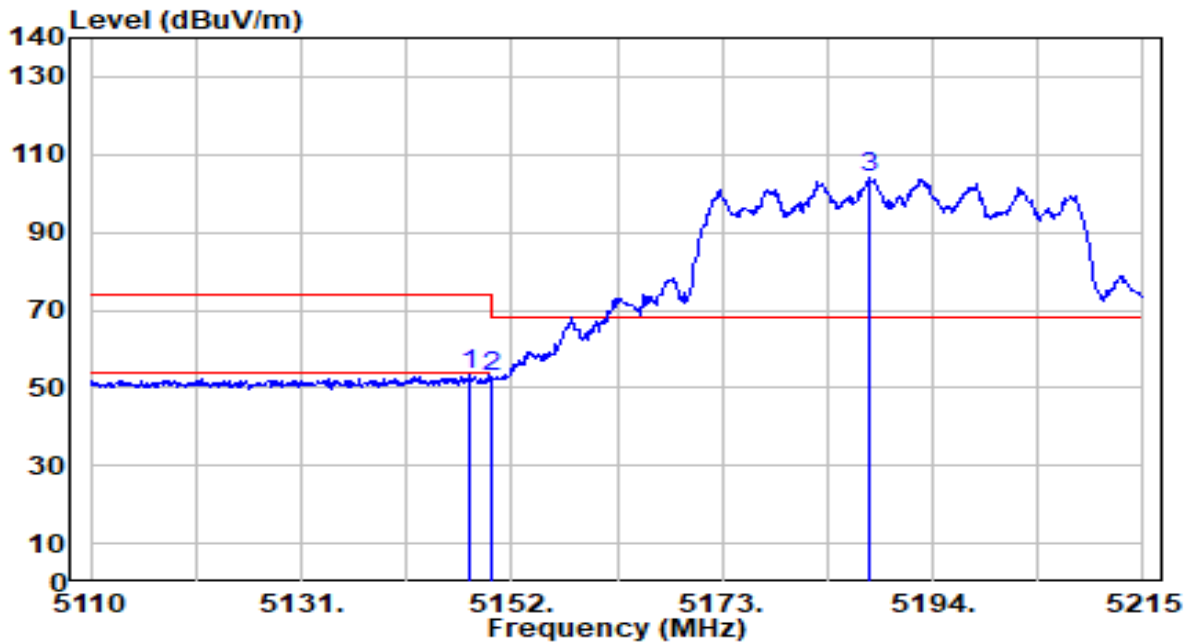


No	Frequency (MHz)	Reading (dBUV)	C.F (dB/m)	Measurement (dBUV/m)	Margin (dB)	Limit (dBUV/m)	Height (cm)	Angle (deg)	Remark (QP/PK/AV)
1	5827.425	127.34	-11.46	115.89	N/A	N/A	200	14	Peak
2	5850.000	103.17	-11.48	91.69	-30.51	122.20	200	14	Peak
3	5855.000	98.17	-11.48	86.69	-24.11	110.80	200	14	Peak
4	5875.000	87.02	-11.50	75.53	-29.67	105.20	200	14	Peak
5	5925.000	64.27	-11.54	52.73	-15.47	68.20	200	14	Peak
6	* 5945.595	65.73	-11.56	54.17	-14.03	68.20	200	14	Peak

Note:

1. " \*", means this data is the worst emission level.
2. C.F (Correction Factor) = Antenna Factor (dB/m) + Cable Loss (dB) – Preamplifier(dB) + 10dB Attenuation.
3. Measurement (dBUV/m) = Reading(dBUV) + C.F (Correction Factor).
4. The emission levels of other frequencies are very lower than the limit and not show in test report.

EUT	Omada 4G+Cat6 AX3000 Gigabit VPN Router	Date of Test	2023-09-09
Factor	DRH18-E	Temp. / Humidity	23°C /62%
Polarity	Horizontal	Site / Test Engineer	AC2 / Xuan
Test Mode	802.11ax40MHz_TX_Band1_CH 38_ANT 0+1+2	Test Voltage	AC 120V/60Hz

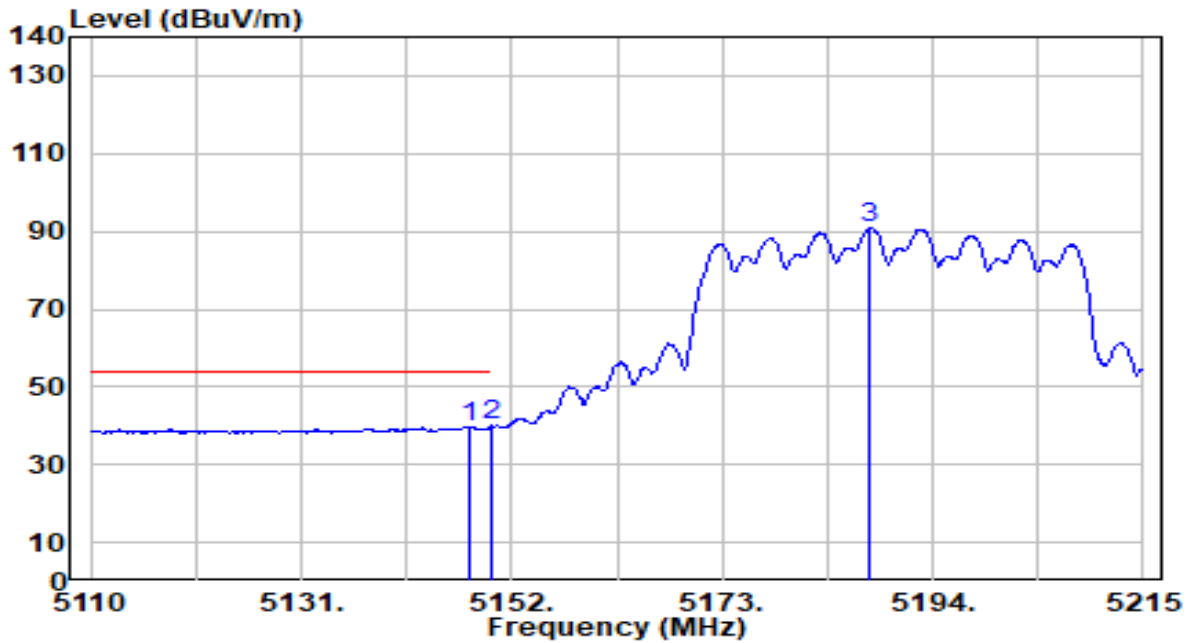


No	Frequency (MHz)	Reading (dBUV)	C.F (dB/m)	Measurement (dBUV/m)	Margin (dB)	Limit (dBUV/m)	Height (cm)	Angle (deg)	Remark (QP/PK/AV)
1	* 5147.695	53.84	-0.72	53.12	-20.88	74.00	288	157	Peak
2	5150.000	53.66	-0.72	52.95	-21.05	74.00	288	157	Peak
3	5187.805	104.70	-0.74	103.97	N/A	N/A	288	157	Peak

Note:

1. " \*", means this data is the worst emission level.
2. C.F (Correction Factor) = Antenna Factor (dB/m) + Cable Loss (dB) – Pre-amplifier(dB) + 10dB Attenuation.
3. Measurement (dBUV/m) = Reading(dBUV) + C.F (Correction Factor).
4. The emission levels of other frequencies are very lower than the limit and not show in test report.

EUT	Omada 4G+Cat6 AX3000 Gigabit VPN Router	Date of Test	2023-09-09
Factor	DRH18-E	Temp. / Humidity	23°C /62%
Polarity	Horizontal	Site / Test Engineer	AC2 / Xuan
Test Mode	802.11ax40MHz_TX_Band1_CH 38_ANT 0+1+2	Test Voltage	AC 120V/60Hz

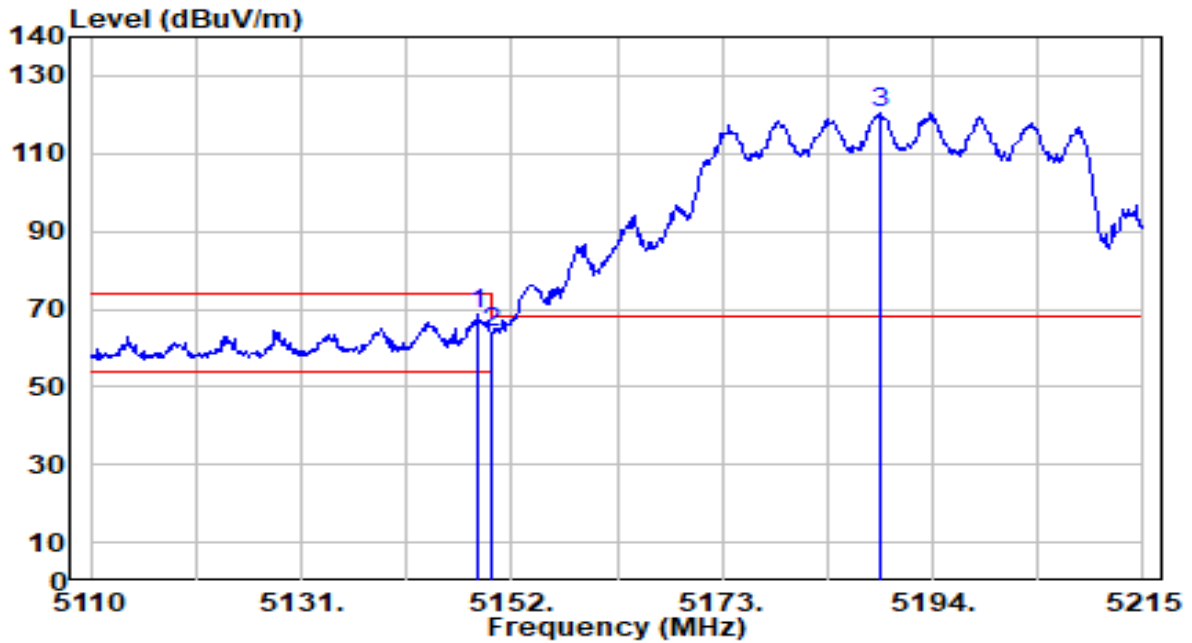


No	Frequency (MHz)	Reading (dBuV)	C.F (dB/m)	Measurement (dBuV/m)	Margin (dB)	Limit (dBuV/m)	Height (cm)	Angle (deg)	Remark (QP/PK/AV)
1	5147.800	40.38	-0.72	39.67	-14.33	54.00	288	157	Average
2	* 5150.000	40.64	-0.72	39.92	-14.08	54.00	288	157	Average
3	5187.700	91.64	-0.74	90.90	N/A	N/A	288	157	Average

Note:

1. " \*", means this data is the worst emission level.
2. C.F (Correction Factor) = Antenna Factor (dB/m) + Cable Loss (dB) – Preamplifier(dB) + 10dB Attenuation.
3. Measurement (dBuV/m) = Reading(dBuV) + C.F (Correction Factor).
4. The emission levels of other frequencies are very lower than the limit and not show in test report.

EUT	Omada 4G+Cat6 AX3000 Gigabit VPN Router	Date of Test	2023-09-09
Factor	DRH18-E	Temp. / Humidity	23°C /62%
Polarity	Vertical	Site / Test Engineer	AC2 / Xuan
Test Mode	802.11ax40MHz_TX_Band1_CH 38_ANT 0+1+2	Test Voltage	AC 120V/60Hz

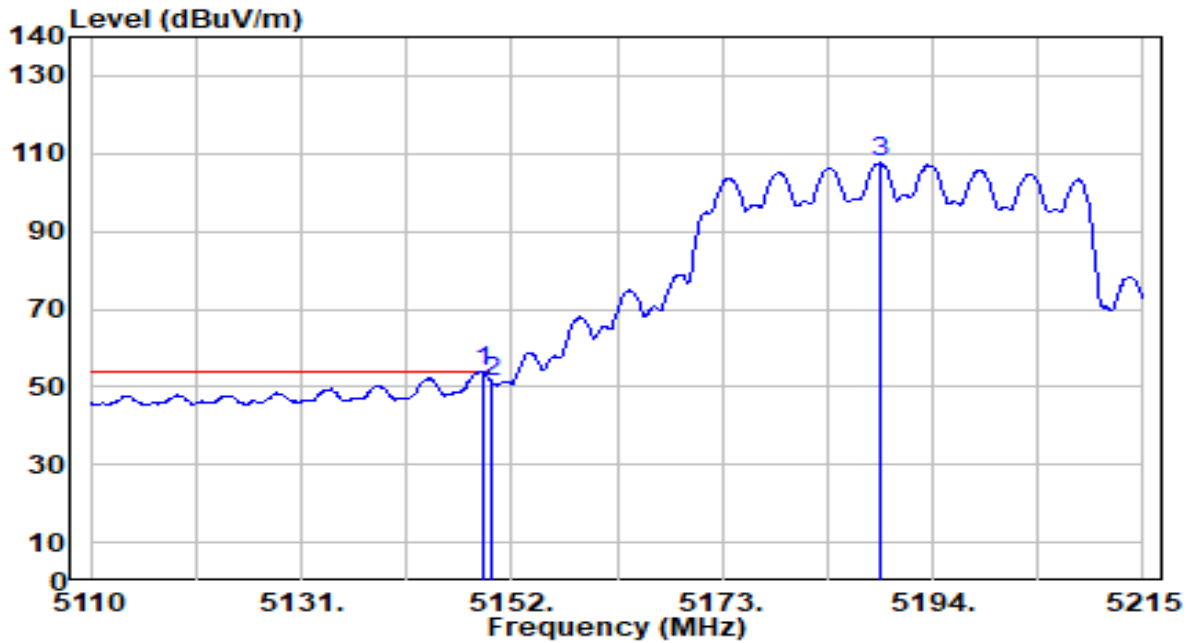


No	Frequency (MHz)	Reading (dBuV)	C.F (dB/m)	Measurement (dBuV/m)	Margin (dB)	Limit (dBuV/m)	Height (cm)	Angle (deg)	Remark (QP/PK/AV)	
1	*	5148.745	69.59	-0.72	68.87	-5.13	74.00	155	84	Peak
2		5150.000	64.60	-0.72	63.88	-10.12	74.00	155	84	Peak
3		5188.645	121.17	-0.74	120.43	N/A	N/A	155	84	Peak

Note:

1. " \*", means this data is the worst emission level.
2. C.F (Correction Factor) = Antenna Factor (dB/m) + Cable Loss (dB) – Preamplifier(dB) + 10dB Attenuation.
3. Measurement (dBuV/m) = Reading(dBuV) + C.F (Correction Factor).
4. The emission levels of other frequencies are very lower than the limit and not show in test report.

EUT	Omada 4G+Cat6 AX3000 Gigabit VPN Router	Date of Test	2023-09-09
Factor	DRH18-E	Temp. / Humidity	23°C /62%
Polarity	Vertical	Site / Test Engineer	AC2 / Xuan
Test Mode	802.11ax40MHz_TX_Band1_CH 38_ANT 0+1+2	Test Voltage	AC 120V/60Hz

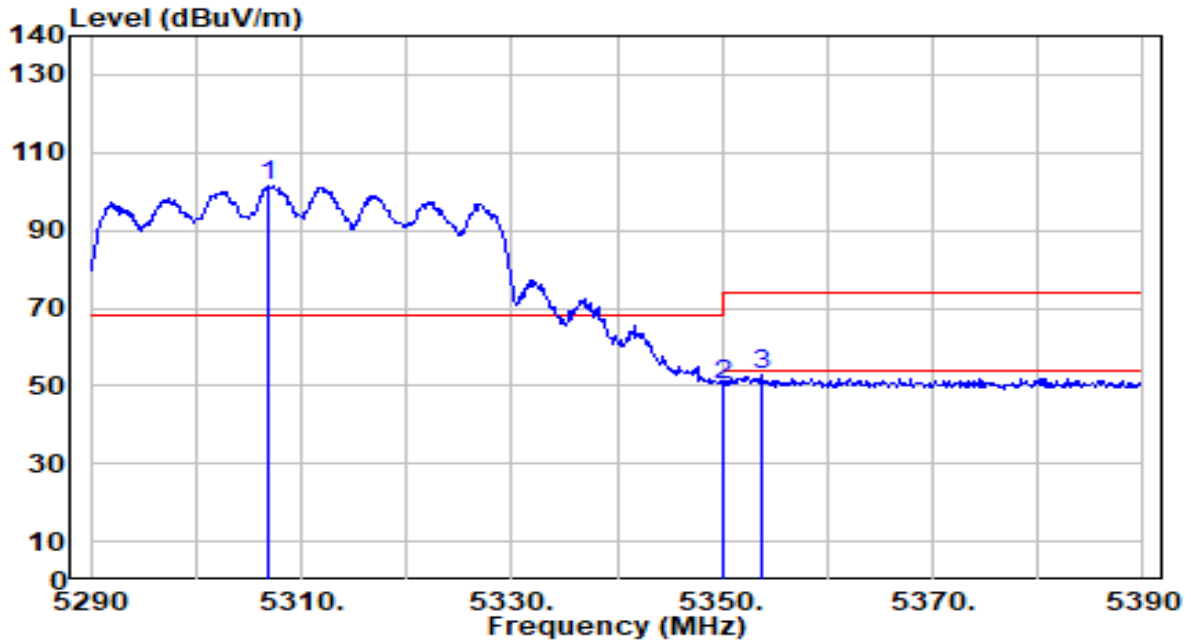


No	Frequency (MHz)	Reading (dBuV)	C.F (dB/m)	Measurement (dBuV/m)	Margin (dB)	Limit (dBuV/m)	Height (cm)	Angle (deg)	Remark (QP/PK/AV)
1	*	54.53	-0.72	53.82	-0.18	54.00	155	84	Average
2		51.96	-0.72	51.24	-2.76	54.00	155	84	Average
3		108.39	-0.74	107.66	N/A	N/A	155	84	Average

Note:

1. " \*", means this data is the worst emission level.
2. C.F (Correction Factor) = Antenna Factor (dB/m) + Cable Loss (dB) – Preamplifier(dB) + 10dB Attenuation.
3. Measurement (dBuV/m) = Reading(dBuV) + C.F (Correction Factor).
4. The emission levels of other frequencies are very lower than the limit and not show in test report.

EUT	Omada 4G+Cat6 AX3000 Gigabit VPN Router	Date of Test	2023-09-09
Factor	DRH18-E	Temp. / Humidity	23°C /62%
Polarity	Horizontal	Site / Test Engineer	AC2 / Xuan
Test Mode	802.11ax40MHz_TX_Band2_CH 62_ANT 0+1+2	Test Voltage	AC 120V/60Hz



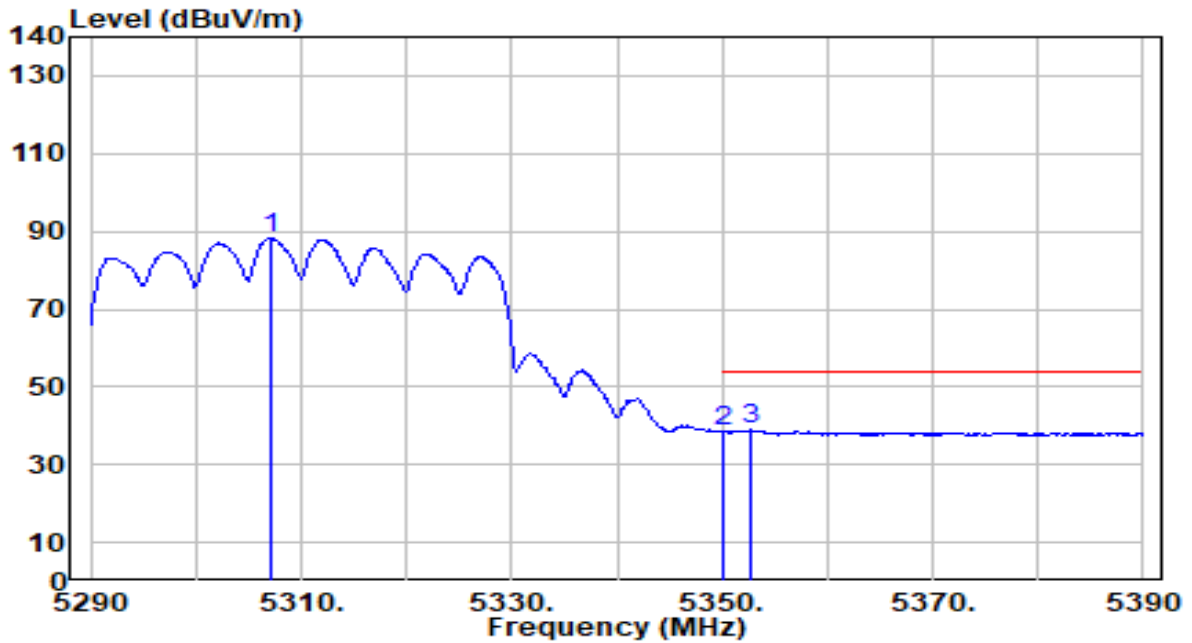
No	Frequency (MHz)	Reading (dBUV)	C.F (dB/m)	Measurement (dBUV/m)	Margin (dB)	Limit (dBUV/m)	Height (cm)	Angle (deg)	Remark (QP/PK/AV)
1	5306.800	102.23	-0.91	101.32	N/A	N/A	204	338	Peak
2	5350.000	51.35	-0.97	50.38	-23.62	74.00	204	338	Peak
3	* 5353.800	53.81	-0.98	52.83	-21.17	74.00	204	338	Peak

Note:

1. " \*", means this data is the worst emission level.
2. C.F (Correction Factor) = Antenna Factor (dB/m) + Cable Loss (dB) – Pre-amplifier(dB) + 10dB Attenuation.
3. Measurement (dBUV/m) = Reading(dBUV) + C.F (Correction Factor).
4. The emission levels of other frequencies are very lower than the limit and not show in test report.



EUT	Omada 4G+Cat6 AX3000 Gigabit VPN Router	Date of Test	2023-09-09
Factor	DRH18-E	Temp. / Humidity	23°C /62%
Polarity	Horizontal	Site / Test Engineer	AC2 / Xuan
Test Mode	802.11ax40MHz_TX_Band2_CH 62_ANT 0+1+2	Test Voltage	AC 120V/60Hz

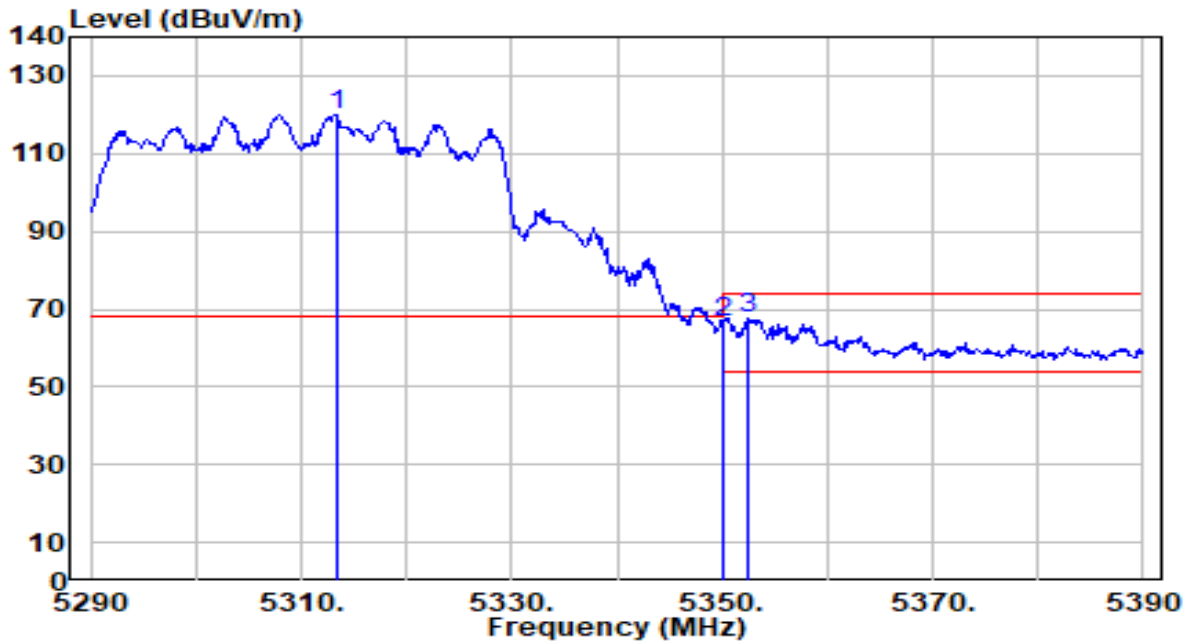


No	Frequency (MHz)	Reading (dBuV)	C.F (dB/m)	Measurement (dBuV/m)	Margin (dB)	Limit (dBuV/m)	Height (cm)	Angle (deg)	Remark (QP/PK/AV)
1	5307.100	89.25	-0.91	88.34	N/A	N/A	204	338	Average
2	5350.000	39.41	-0.97	38.44	-15.56	54.00	204	338	Average
3	* 5352.800	39.83	-0.98	38.86	-15.14	54.00	204	338	Average

Note:

1. " \*", means this data is the worst emission level.
2. C.F (Correction Factor) = Antenna Factor (dB/m) + Cable Loss (dB) – Pre-amplifier(dB) + 10dB Attenuation.
3. Measurement (dBuV/m) = Reading(dBuV) + C.F (Correction Factor).
4. The emission levels of other frequencies are very lower than the limit and not show in test report.

EUT	Omada 4G+Cat6 AX3000 Gigabit VPN Router	Date of Test	2023-09-09
Factor	DRH18-E	Temp. / Humidity	23°C /62%
Polarity	Vertical	Site / Test Engineer	AC2 / Xuan
Test Mode	802.11ax40MHz_TX_Band2_CH 62_ANT 0+1+2	Test Voltage	AC 120V/60Hz

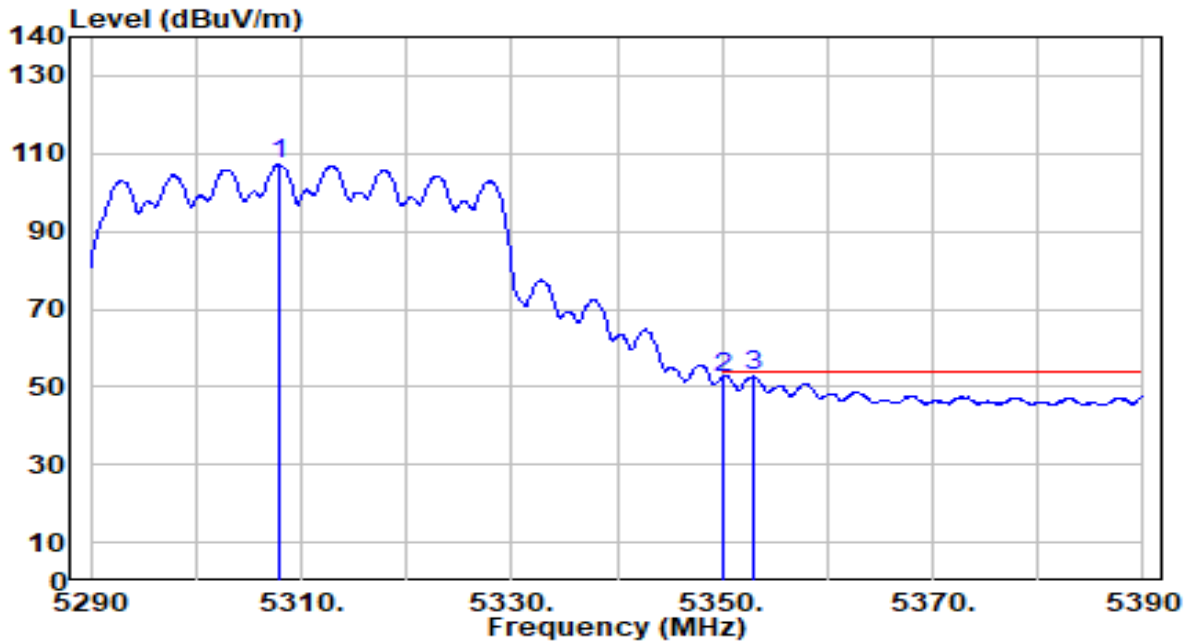


No	Frequency (MHz)	Reading (dBuV)	C.F (dB/m)	Measurement (dBuV/m)	Margin (dB)	Limit (dBuV/m)	Height (cm)	Angle (deg)	Remark (QP/PK/AV)
1	5313.300	121.01	-0.92	120.09	N/A	N/A	159	20	Peak
2	5350.000	67.45	-0.97	66.48	-7.52	74.00	159	20	Peak
3	* 5352.400	68.65	-0.98	67.68	-6.32	74.00	159	20	Peak

Note:

1. " \*", means this data is the worst emission level.
2. C.F (Correction Factor) = Antenna Factor (dB/m) + Cable Loss (dB) – Preamplifier(dB) + 10dB Attenuation.
3. Measurement (dBuV/m) = Reading(dBuV) + C.F (Correction Factor).
4. The emission levels of other frequencies are very lower than the limit and not show in test report.

EUT	Omada 4G+Cat6 AX3000 Gigabit VPN Router	Date of Test	2023-09-09
Factor	DRH18-E	Temp. / Humidity	23°C /62%
Polarity	Vertical	Site / Test Engineer	AC2 / Xuan
Test Mode	802.11ax40MHz_TX_Band2_CH 62_ANT 0+1+2	Test Voltage	AC 120V/60Hz

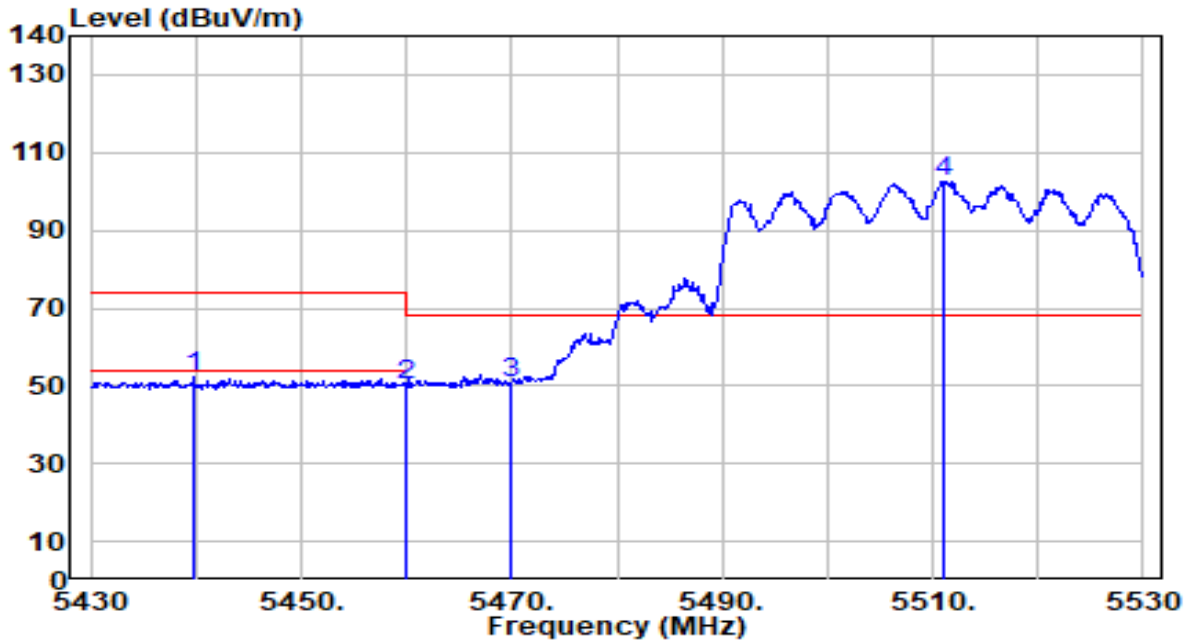


No	Frequency (MHz)	Reading (dBuV)	C.F (dB/m)	Measurement (dBuV/m)	Margin (dB)	Limit (dBuV/m)	Height (cm)	Angle (deg)	Remark (QP/PK/AV)
1	5307.800	108.19	-0.91	107.29	N/A	N/A	159	20	Average
2	5350.000	53.49	-0.97	52.51	-1.49	54.00	159	20	Average
3	* 5353.000	53.75	-0.98	52.77	-1.23	54.00	159	20	Average

Note:

1. " \*", means this data is the worst emission level.
2. C.F (Correction Factor) = Antenna Factor (dB/m) + Cable Loss (dB) – Preamplifier(dB) + 10dB Attenuation.
3. Measurement (dBuV/m) = Reading(dBuV) + C.F (Correction Factor).
4. The emission levels of other frequencies are very lower than the limit and not show in test report.

EUT	Omada 4G+Cat6 AX3000 Gigabit VPN Router	Date of Test	2023-09-09
Factor	DRH18-E	Temp. / Humidity	23°C /62%
Polarity	Horizontal	Site / Test Engineer	AC2 / Xuan
Test Mode	802.11ax40MHz_TX_Band3_CH 102_ANT 0+1+2	Test Voltage	AC 120V/60Hz

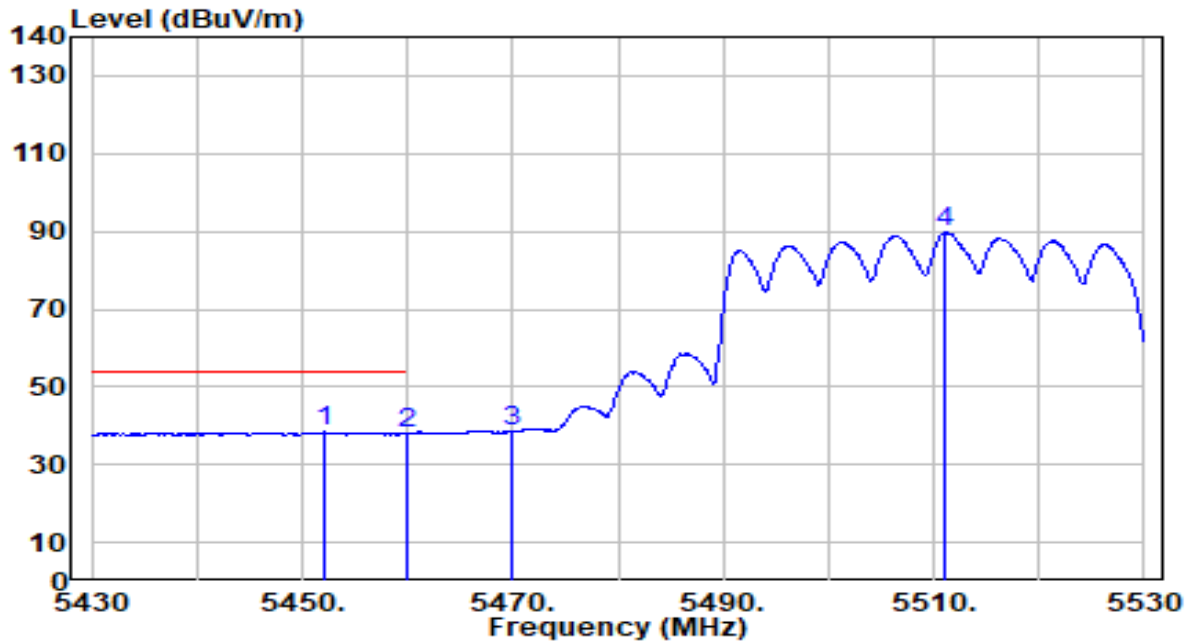


No	Frequency (MHz)	Reading (dBUV)	C.F (dB/m)	Measurement (dBUV/m)	Margin (dB)	Limit (dBUV/m)	Height (cm)	Angle (deg)	Remark (QP/PK/AV)
1	5439.800	53.14	-0.93	52.21	-21.79	74.00	173	335	Peak
2	5460.000	51.11	-0.87	50.24	-23.76	74.00	173	335	Peak
3	* 5470.000	51.35	-0.84	50.51	-17.69	68.20	173	335	Peak
4	5511.000	103.43	-0.71	102.71	N/A	N/A	173	335	Peak

Note:

1. " \*", means this data is the worst emission level.
2. C.F (Correction Factor) = Antenna Factor (dB/m) + Cable Loss (dB) – Preamplifier(dB) + 10dB Attenuation.
3. Measurement (dBUV/m) = Reading(dBUV) + C.F (Correction Factor).
4. The emission levels of other frequencies are very lower than the limit and not show in test report.

EUT	Omada 4G+Cat6 AX3000 Gigabit VPN Router	Date of Test	2023-09-09
Factor	DRH18-E	Temp. / Humidity	23°C /62%
Polarity	Horizontal	Site / Test Engineer	AC2 / Xuan
Test Mode	802.11ax40MHz_TX_Band3_CH 102_ANT 0+1+2	Test Voltage	AC 120V/60Hz

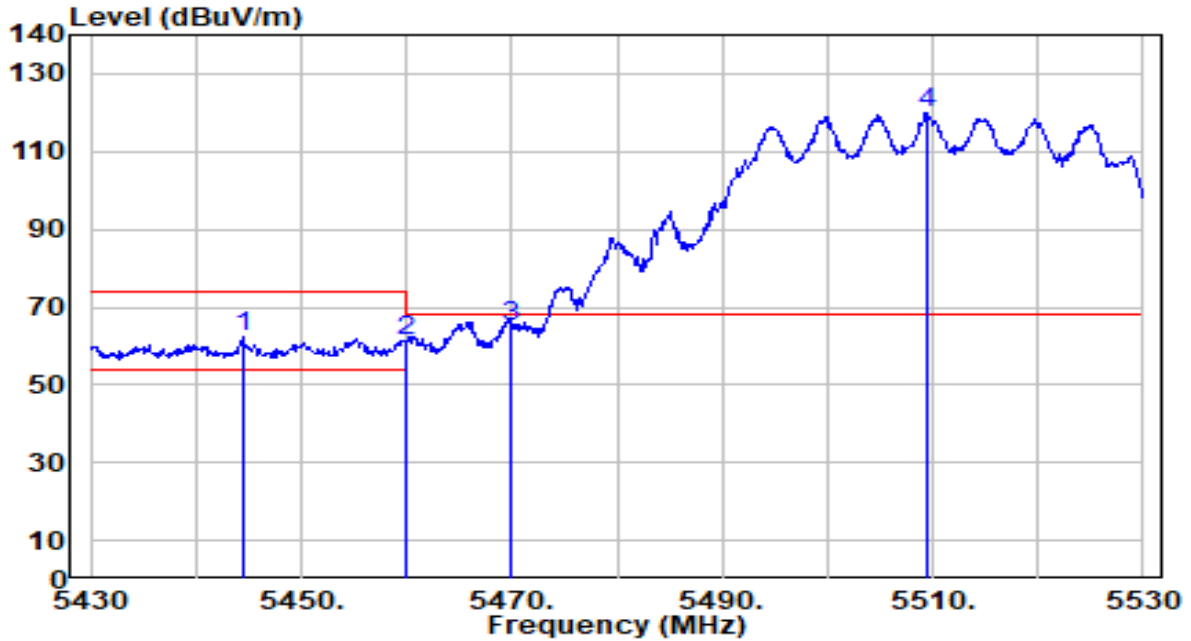


No	Frequency (MHz)	Reading (dBuV)	C.F (dB/m)	Measurement (dBuV/m)	Margin (dB)	Limit (dBuV/m)	Height (cm)	Angle (deg)	Remark (QP/PK/AV)	
1	*	5452.000	39.22	-0.89	38.33	-15.67	54.00	173	335	Average
2		5460.000	38.89	-0.87	38.02	-15.98	54.00	173	335	Average
3		5470.000	39.45	-0.84	38.61	N/A	N/A	173	335	Average
4		5511.100	90.35	-0.71	89.64	N/A	N/A	173	335	Average

Note:

1. " \*", means this data is the worst emission level.
2. C.F (Correction Factor) = Antenna Factor (dB/m) + Cable Loss (dB) – Pre-amplifier(dB) + 10dB Attenuation.
3. Measurement (dBuV/m) = Reading(dBuV) + C.F (Correction Factor).
4. The emission levels of other frequencies are very lower than the limit and not show in test report.

EUT	Omada 4G+Cat6 AX3000 Gigabit VPN Router	Date of Test	2023-09-09
Factor	DRH18-E	Temp. / Humidity	23°C /62%
Polarity	Vertical	Site / Test Engineer	AC2 / Xuan
Test Mode	802.11ax40MHz_TX_Band3_CH 102_ANT 0+1+2	Test Voltage	AC 120V/60Hz

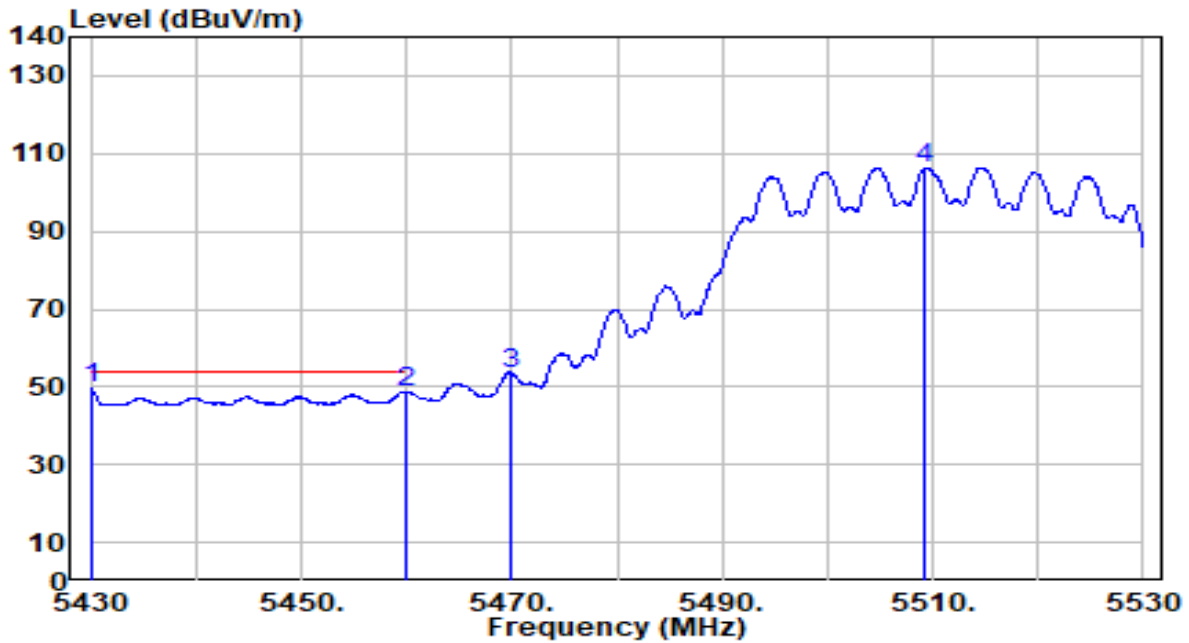


No	Frequency (MHz)	Reading (dBuV)	C.F (dB/m)	Measurement (dBuV/m)	Margin (dB)	Limit (dBuV/m)	Height (cm)	Angle (deg)	Remark (QP/PK/AV)
1	5444.400	63.44	-0.92	62.53	-11.47	74.00	192	33	Peak
2	5460.000	62.09	-0.87	61.22	-12.78	74.00	192	33	Peak
3	* 5470.000	65.72	-0.84	64.88	-3.32	68.20	192	33	Peak
4	5509.400	120.81	-0.72	120.09	N/A	N/A	192	33	Peak

Note:

1. " \*", means this data is the worst emission level.
2. C.F (Correction Factor) = Antenna Factor (dB/m) + Cable Loss (dB) – Pre-amplifier(dB) + 10dB Attenuation.
3. Measurement (dBuV/m) = Reading(dBuV) + C.F (Correction Factor).
4. The emission levels of other frequencies are very lower than the limit and not show in test report.

EUT	Omada 4G+Cat6 AX3000 Gigabit VPN Router	Date of Test	2023-09-09
Factor	DRH18-E	Temp. / Humidity	23°C /62%
Polarity	Vertical	Site / Test Engineer	AC2 / Xuan
Test Mode	802.11ax40MHz_TX_Band3_CH 102_ANT 0+1+2	Test Voltage	AC 120V/60Hz

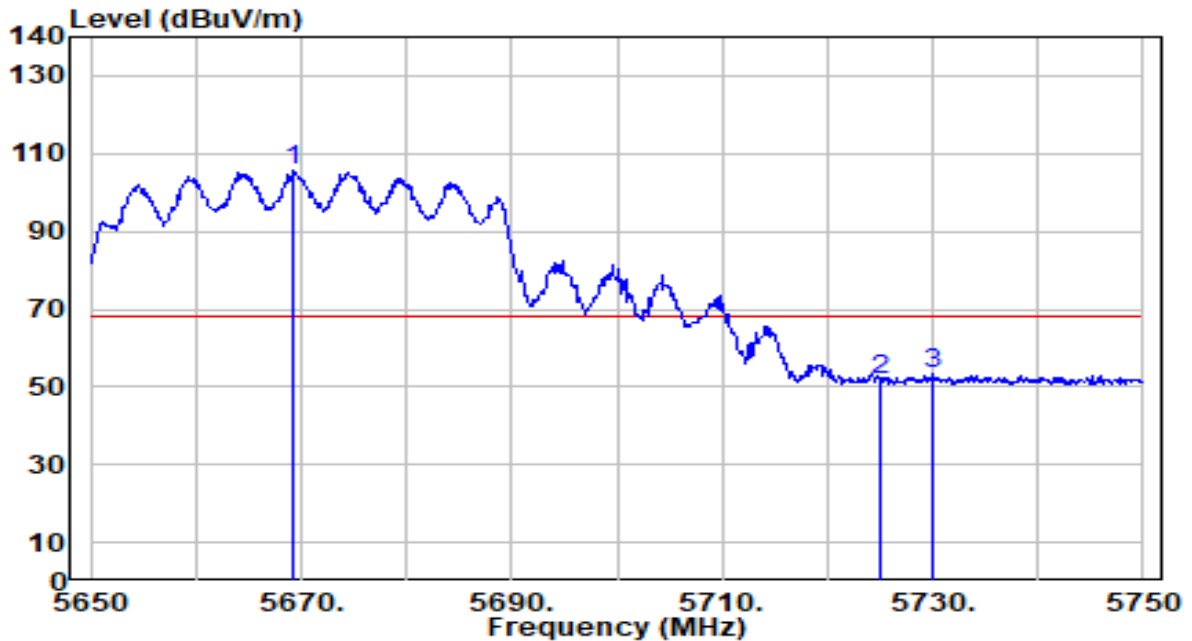


No	Frequency (MHz)	Reading (dBuV)	C.F (dB/m)	Measurement (dBuV/m)	Margin (dB)	Limit (dBuV/m)	Height (cm)	Angle (deg)	Remark (QP/PK/AV)
1	* 5430.000	50.37	-0.96	49.41	-4.59	54.00	192	33	Average
2	5460.000	49.72	-0.87	48.85	-5.15	54.00	192	33	Average
3	5470.000	54.26	-0.84	53.42	N/A	N/A	192	33	Average
4	5509.300	107.08	-0.72	106.36	N/A	N/A	192	33	Average

Note:

1. " \*", means this data is the worst emission level.
2. C.F (Correction Factor) = Antenna Factor (dB/m) + Cable Loss (dB) – Pre-amplifier(dB) + 10dB Attenuation.
3. Measurement (dBuV/m) = Reading(dBuV) + C.F (Correction Factor).
4. The emission levels of other frequencies are very lower than the limit and not show in test report.

EUT	Omada 4G+Cat6 AX3000 Gigabit VPN Router	Date of Test	2023-09-09
Factor	DRH18-E	Temp. / Humidity	23°C /62%
Polarity	Horizontal	Site / Test Engineer	AC2 / Xuan
Test Mode	802.11ax40MHz_TX_Band3_CH 134_ANT 0+1+2	Test Voltage	AC 120V/60Hz



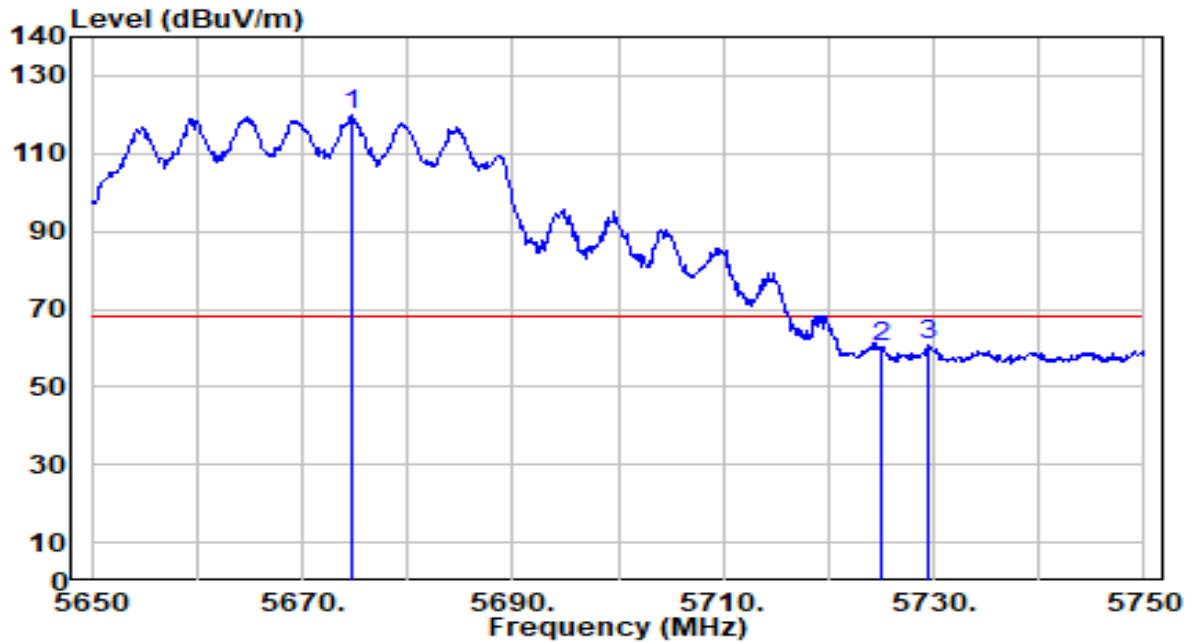
No	Frequency (MHz)	Reading (dBuV)	C.F (dB/m)	Measurement (dBuV/m)	Margin (dB)	Limit (dBuV/m)	Height (cm)	Angle (deg)	Remark (QP/PK/AV)
1	5669.200	105.50	-0.06	105.44	N/A	N/A	201	324	Peak
2	5725.000	51.57	0.23	51.80	-16.40	68.20	201	324	Peak
3	* 5730.000	52.99	0.26	53.24	-14.96	68.20	201	324	Peak

Note:

1. " \*", means this data is the worst emission level.
2. C.F (Correction Factor) = Antenna Factor (dB/m) + Cable Loss (dB) – Preamplifier(dB) + 10dB Attenuation.
3. Measurement (dBuV/m) = Reading(dBuV) + C.F (Correction Factor).
4. The emission levels of other frequencies are very lower than the limit and not show in test report.



EUT	Omada 4G+Cat6 AX3000 Gigabit VPN Router	Date of Test	2023-09-09
Factor	DRH18-E	Temp. / Humidity	23°C /62%
Polarity	Vertical	Site / Test Engineer	AC2 / Xuan
Test Mode	802.11ax40MHz_TX_Band3_CH 134_ANT 0+1+2	Test Voltage	AC 120V/60Hz

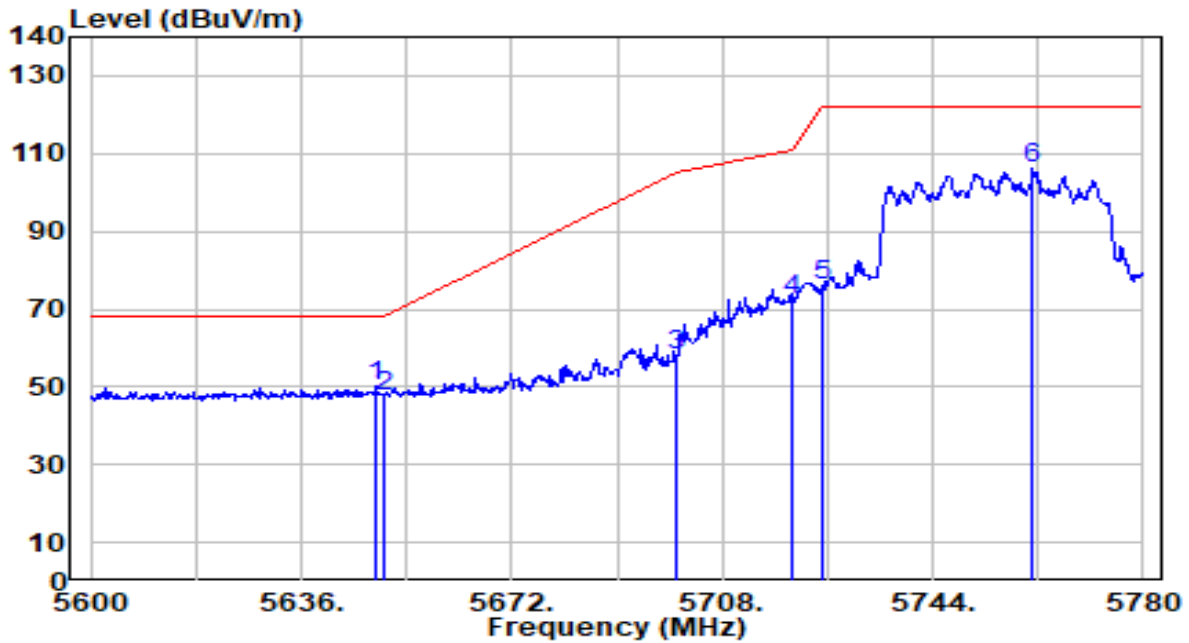


No	Frequency (MHz)	Reading (dBuV)	C.F (dB/m)	Measurement (dBuV/m)	Margin (dB)	Limit (dBuV/m)	Height (cm)	Angle (deg)	Remark (QP/PK/AV)
1	5674.700	120.06	-0.03	120.03	N/A	N/A	184	0	Peak
2	5725.000	59.77	0.23	59.99	-8.21	68.20	184	0	Peak
3	* 5729.500	60.56	0.25	60.81	-7.39	68.20	184	0	Peak

Note:

1. " \*", means this data is the worst emission level.
2. C.F (Correction Factor) = Antenna Factor (dB/m) + Cable Loss (dB) – Preamplifier(dB) + 10dB Attenuation.
3. Measurement (dBuV/m) = Reading(dBuV) + C.F (Correction Factor).
4. The emission levels of other frequencies are very lower than the limit and not show in test report.

EUT	Omada 4G+Cat6 AX3000 Gigabit VPN Router	Date of Test	2023-09-09
Factor	DRH18-E	Temp. / Humidity	23°C /62%
Polarity	Horizontal	Site / Test Engineer	AC2 / Marvin
Test Mode	802.11ax-40MHz_TX_Band4_CH 151_ANT 0+1+2	Test Voltage	AC 120V/60Hz

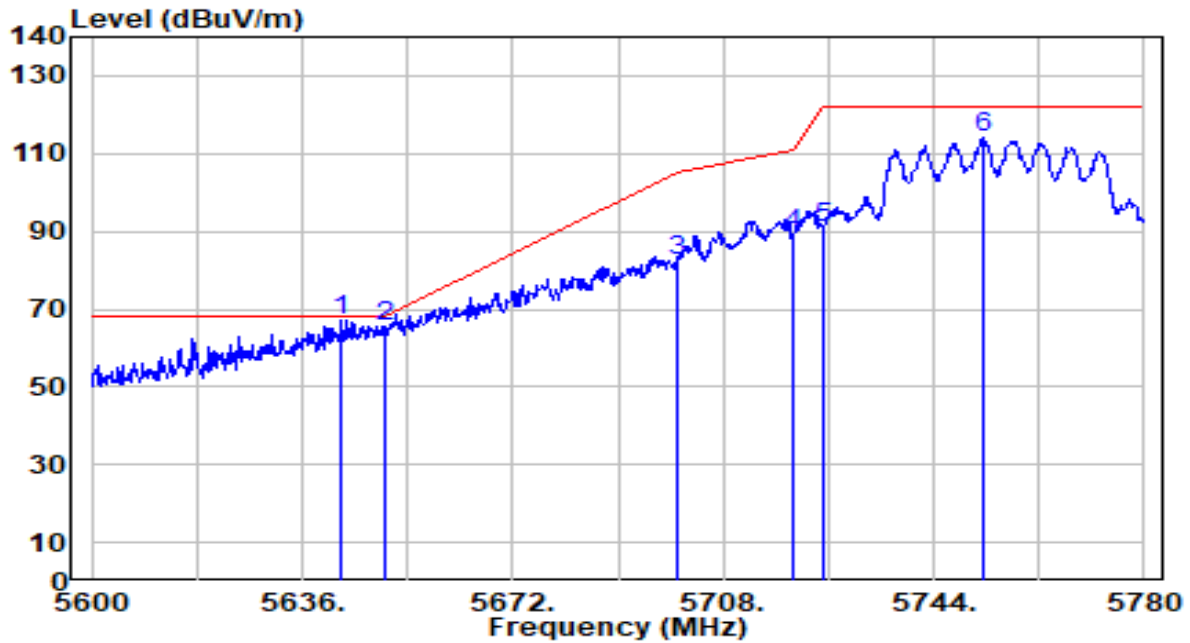


No	Frequency (MHz)	Reading (dBuV)	C.F (dB/m)	Measurement (dBuV/m)	Margin (dB)	Limit (dBuV/m)	Height (cm)	Angle (deg)	Remark (QP/PK/AV)
1	* 5648.780	62.65	-12.21	50.45	-17.75	68.20	110	335	Peak
2	5650.000	59.68	-12.20	47.48	-20.72	68.20	110	335	Peak
3	5700.000	69.88	-11.94	57.94	-47.26	105.20	110	335	Peak
4	5720.000	84.37	-11.84	72.53	-38.27	110.80	110	335	Peak
5	5725.000	87.76	-11.82	75.94	-46.26	122.20	110	335	Peak
6	5761.100	117.94	-11.63	106.31	N/A	N/A	110	335	Peak

Note:

1. " \*", means this data is the worst emission level.
2. C.F (Correction Factor) = Antenna Factor (dB/m) + Cable Loss (dB) – Preamplifier(dB) + 10dB Attenuation.
3. Measurement (dBuV/m) = Reading(dBuV) + C.F (Correction Factor).
4. The emission levels of other frequencies are very lower than the limit and not show in test report.

EUT	Omada 4G+Cat6 AX3000 Gigabit VPN Router	Date of Test	2023-09-09
Factor	DRH18-E	Temp. / Humidity	23°C /62%
Polarity	Vertical	Site / Test Engineer	AC2 / Marvin
Test Mode	802.11ax-40MHz_TX_Band4_CH 151_ANT 0+1+2	Test Voltage	AC 120V/60Hz

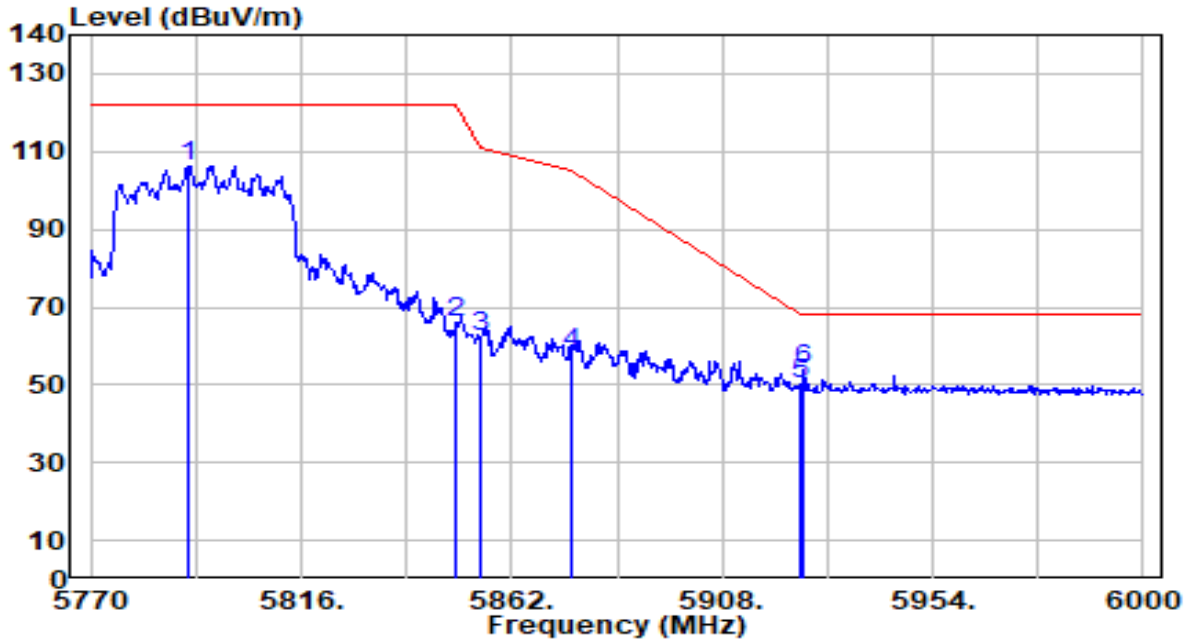


No	Frequency (MHz)	Reading (dBuV)	C.F (dB/m)	Measurement (dBuV/m)	Margin (dB)	Limit (dBuV/m)	Height (cm)	Angle (deg)	Remark (QP/PK/AV)
1	*	79.42	-12.24	67.18	-1.02	68.20	200	13	Peak
2		77.79	-12.20	65.59	-2.61	68.20	200	13	Peak
3		94.37	-11.94	82.43	-22.77	105.20	200	13	Peak
4		101.19	-11.84	89.35	-21.45	110.80	200	13	Peak
5		102.90	-11.82	91.08	-31.12	122.20	200	13	Peak
6		125.65	-11.68	113.97	N/A	N/A	200	13	Peak

Note:

1. " \*", means this data is the worst emission level.
2. C.F (Correction Factor) = Antenna Factor (dB/m) + Cable Loss (dB) – Preamplifier(dB) + 10dB Attenuation.
3. Measurement (dBuV/m) = Reading(dBuV) + C.F (Correction Factor).
4. The emission levels of other frequencies are very lower than the limit and not show in test report.

EUT	Omada 4G+Cat6 AX3000 Gigabit VPN Router	Date of Test	2023-09-09
Factor	DRH18-E	Temp. / Humidity	23°C /62%
Polarity	Horizontal	Site / Test Engineer	AC2 / Marvin
Test Mode	802.11ax-40MHz_TX_Band4_CH 159_ANT 0+1+2	Test Voltage	AC 120V/60Hz

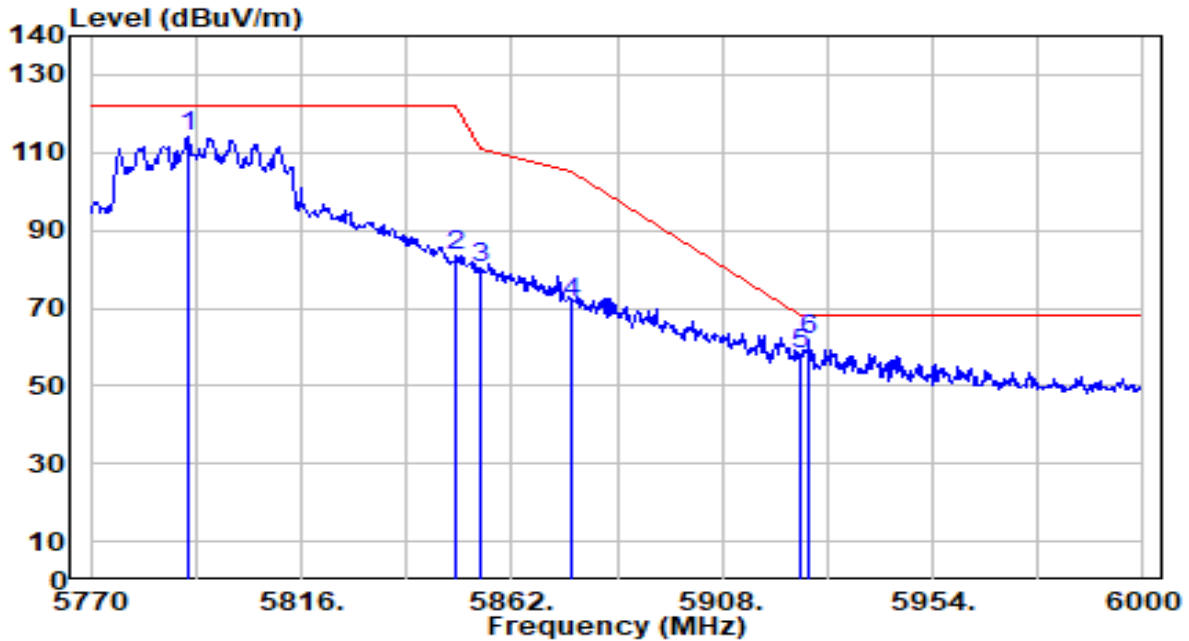


No	Frequency (MHz)	Reading (dBuV)	C.F (dB/m)	Measurement (dBuV/m)	Margin (dB)	Limit (dBuV/m)	Height (cm)	Angle (deg)	Remark (QP/PK/AV)
1	5791.390	117.81	-11.48	106.33	N/A	N/A	100	335	Peak
2	5850.000	77.60	-11.48	66.13	-56.07	122.20	100	335	Peak
3	5855.000	73.58	-11.48	62.10	-48.70	110.80	100	335	Peak
4	5875.000	69.70	-11.50	58.21	-46.99	105.20	100	335	Peak
5	5925.000	61.79	-11.54	50.25	-17.95	68.20	100	335	Peak
6	* 5925.940	65.43	-11.54	53.89	-14.31	68.20	100	335	Peak

Note:

1. " \*", means this data is the worst emission level.
2. C.F (Correction Factor) = Antenna Factor (dB/m) + Cable Loss (dB) – Preamplifier(dB) + 10dB Attenuation.
3. Measurement (dBuV/m) = Reading(dBuV) + C.F (Correction Factor).
4. The emission levels of other frequencies are very lower than the limit and not show in test report.

EUT	Omada 4G+Cat6 AX3000 Gigabit VPN Router	Date of Test	2023-09-09
Factor	DRH18-E	Temp. / Humidity	23°C /62%
Polarity	Vertical	Site / Test Engineer	AC2 / Marvin
Test Mode	802.11ax-40MHz_TX_Band4_CH 159_ANT 0+1+2	Test Voltage	AC 120V/60Hz

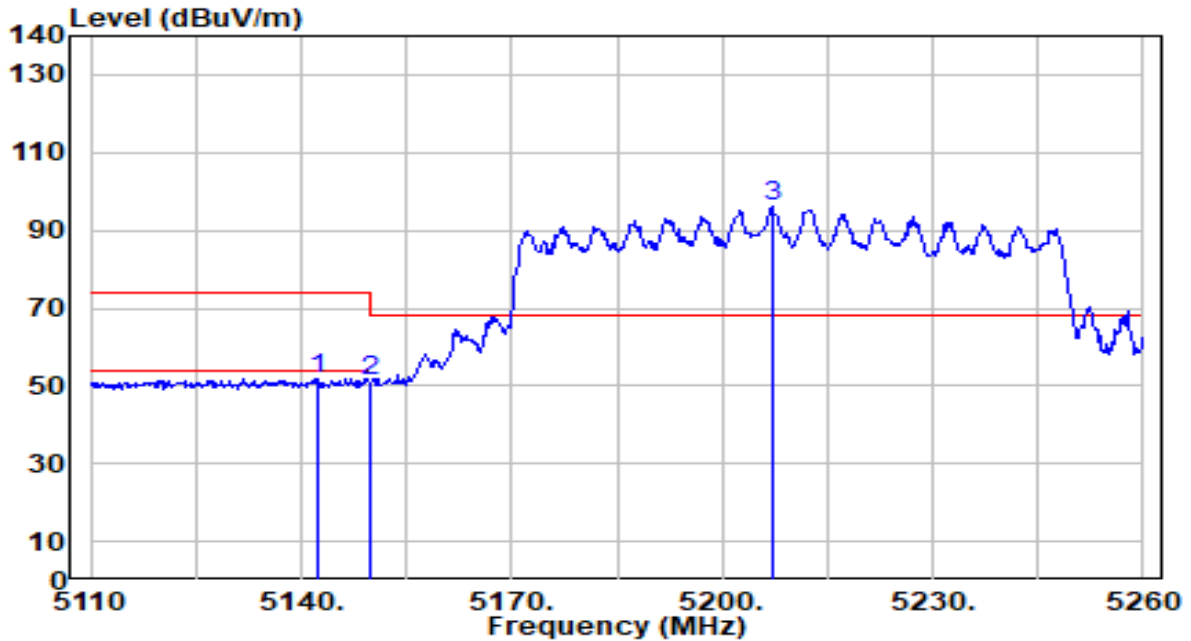


No	Frequency (MHz)	Reading (dBUV)	C.F (dB/m)	Measurement (dBUV/m)	Margin (dB)	Limit (dBUV/m)	Height (cm)	Angle (deg)	Remark (QP/PK/AV)
1	5791.160	125.46	-11.48	113.98	N/A	N/A	200	6	Peak
2	5850.000	95.05	-11.48	83.57	-38.63	122.20	200	6	Peak
3	5855.000	91.60	-11.48	80.12	-30.68	110.80	200	6	Peak
4	5875.000	82.59	-11.50	71.09	-34.11	105.20	200	6	Peak
5	5925.000	69.49	-11.54	57.95	-10.25	68.20	200	6	Peak
6	* 5927.090	73.59	-11.54	62.05	-6.15	68.20	200	6	Peak

Note:

1. " \*", means this data is the worst emission level.
2. C.F (Correction Factor) = Antenna Factor (dB/m) + Cable Loss (dB) – Preamplifier(dB) + 10dB Attenuation.
3. Measurement (dBUV/m) = Reading(dBUV) + C.F (Correction Factor).
4. The emission levels of other frequencies are very lower than the limit and not show in test report.

EUT	Omada 4G+Cat6 AX3000 Gigabit VPN Router	Date of Test	2023-09-09
Factor	DRH18-E	Temp. / Humidity	23°C /62%
Polarity	Horizontal	Site / Test Engineer	AC2 / Xuan
Test Mode	802.11ax80MHz_TX_Band1_CH 42_ANT 0+1+2	Test Voltage	AC 120V/60Hz

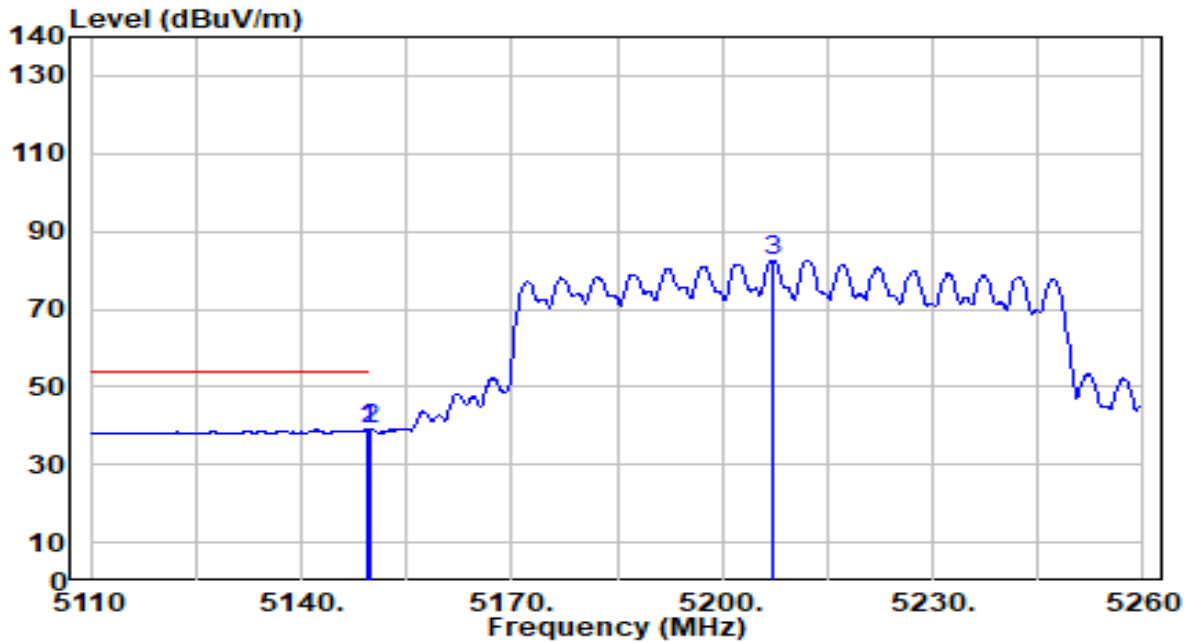


No	Frequency (MHz)	Reading (dBUV)	C.F (dB/m)	Measurement (dBUV/m)	Margin (dB)	Limit (dBUV/m)	Height (cm)	Angle (deg)	Remark (QP/PK/AV)
1	* 5142.250	52.53	-0.71	51.81	-22.19	74.00	295	117	Peak
2	5150.000	51.77	-0.72	51.05	-22.95	74.00	295	117	Peak
3	5207.050	96.79	-0.75	96.03	N/A	N/A	295	117	Peak

Note:

1. " \*", means this data is the worst emission level.
2. C.F (Correction Factor) = Antenna Factor (dB/m) + Cable Loss (dB) – Pre-amplifier(dB) + 10dB Attenuation.
3. Measurement (dBUV/m) = Reading(dBUV) + C.F (Correction Factor).
4. The emission levels of other frequencies are very lower than the limit and not show in test report.

EUT	Omada 4G+Cat6 AX3000 Gigabit VPN Router	Date of Test	2023-09-09
Factor	DRH18-E	Temp. / Humidity	23°C /62%
Polarity	Horizontal	Site / Test Engineer	AC2 / Xuan
Test Mode	802.11ax80MHz_TX_Band1_CH 42_ANT 0+1+2	Test Voltage	AC 120V/60Hz

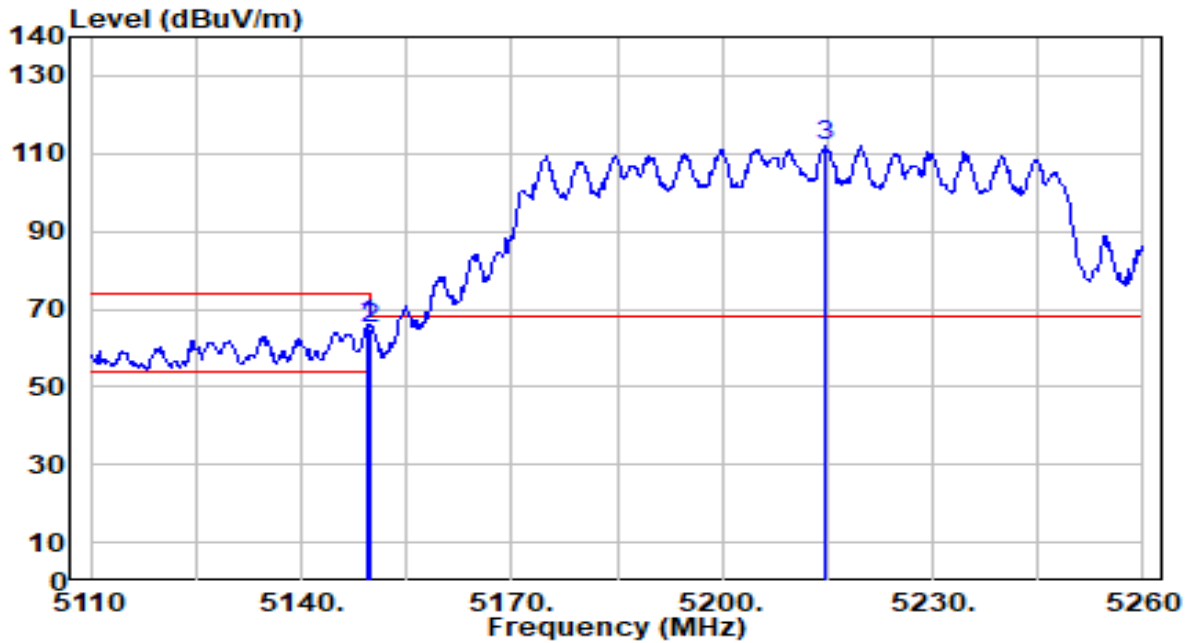


No	Frequency (MHz)	Reading (dBuV)	C.F (dB/m)	Measurement (dBuV/m)	Margin (dB)	Limit (dBuV/m)	Height (cm)	Angle (deg)	Remark (QP/PK/AV)	
1	*	5149.450	39.91	-0.72	39.19	-14.81	54.00	295	117	Average
2		5150.000	39.67	-0.72	38.96	-15.04	54.00	295	117	Average
3		5207.200	83.43	-0.75	82.68	N/A	N/A	295	117	Average

Note:

1. " \*", means this data is the worst emission level.
2. C.F (Correction Factor) = Antenna Factor (dB/m) + Cable Loss (dB) – Preamplifier(dB) + 10dB Attenuation.
3. Measurement (dBuV/m) = Reading(dBuV) + C.F (Correction Factor).
4. The emission levels of other frequencies are very lower than the limit and not show in test report.

EUT	Omada 4G+Cat6 AX3000 Gigabit VPN Router	Date of Test	2023-09-09
Factor	DRH18-E	Temp. / Humidity	23°C /62%
Polarity	Vertical	Site / Test Engineer	AC2 / Xuan
Test Mode	802.11ax80MHz_TX_Band1_CH 42_ANT 0+1+2	Test Voltage	AC 120V/60Hz



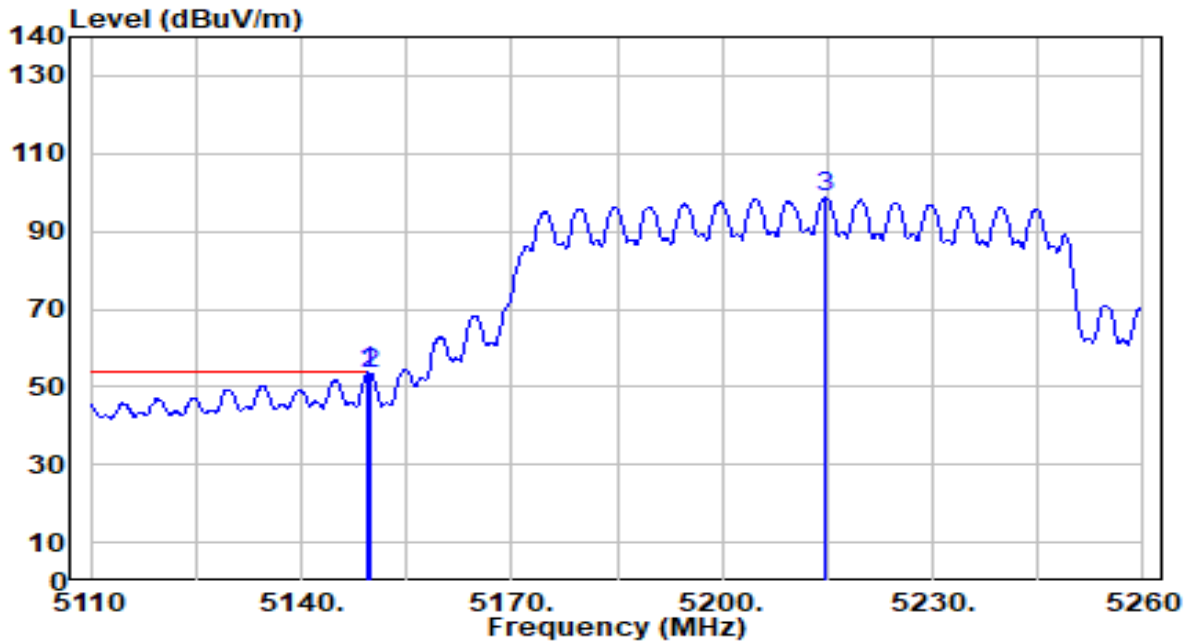
No	Frequency (MHz)	Reading (dBuV)	C.F (dB/m)	Measurement (dBuV/m)	Margin (dB)	Limit (dBuV/m)	Height (cm)	Angle (deg)	Remark (QP/PK/AV)	
1	*	5149.450	66.95	-0.72	66.24	-7.76	74.00	170	31	Peak
2		5150.000	65.64	-0.72	64.92	-9.08	74.00	170	31	Peak
3		5214.850	112.57	-0.77	111.80	N/A	N/A	170	31	Peak

Note:

1. " \*", means this data is the worst emission level.
2. C.F (Correction Factor) = Antenna Factor (dB/m) + Cable Loss (dB) – Preamplifier(dB) + 10dB Attenuation.
3. Measurement (dBuV/m) = Reading(dBuV) + C.F (Correction Factor).
4. The emission levels of other frequencies are very lower than the limit and not show in test report.



EUT	Omada 4G+Cat6 AX3000 Gigabit VPN Router	Date of Test	2023-09-09
Factor	DRH18-E	Temp. / Humidity	23°C /62%
Polarity	Vertical	Site / Test Engineer	AC2 / Xuan
Test Mode	802.11ax80MHz_TX_Band1_CH 42_ANT 0+1+2	Test Voltage	AC 120V/60Hz

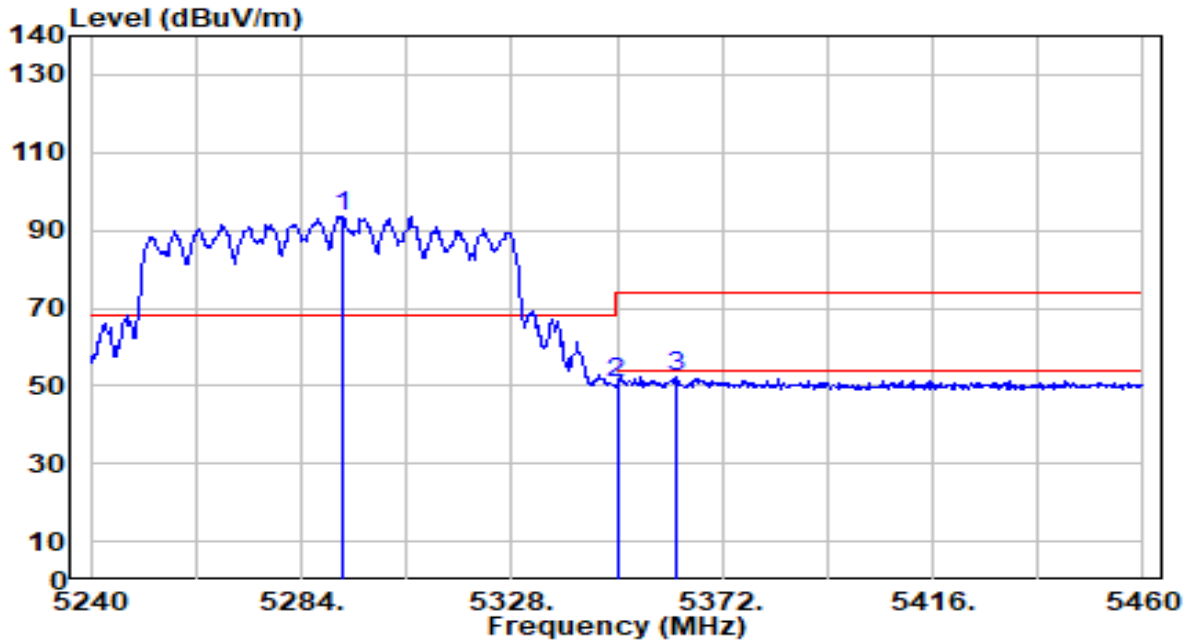


No	Frequency (MHz)	Reading (dBuV)	C.F (dB/m)	Measurement (dBuV/m)	Margin (dB)	Limit (dBuV/m)	Height (cm)	Angle (deg)	Remark (QP/PK/AV)
1	*	54.56	-0.72	53.84	-0.16	54.00	170	31	Average
2		54.28	-0.72	53.56	-0.44	54.00	170	31	Average
3		99.58	-0.77	98.81	N/A	N/A	170	31	Average

Note:

1. " \*", means this data is the worst emission level.
2. C.F (Correction Factor) = Antenna Factor (dB/m) + Cable Loss (dB) – Preamplifier(dB) + 10dB Attenuation.
3. Measurement (dBuV/m) = Reading(dBuV) + C.F (Correction Factor).
4. The emission levels of other frequencies are very lower than the limit and not show in test report.

EUT	Omada 4G+Cat6 AX3000 Gigabit VPN Router	Date of Test	2023-09-09
Factor	DRH18-E	Temp. / Humidity	23°C /62%
Polarity	Horizontal	Site / Test Engineer	AC2 / Xuan
Test Mode	802.11ax80MHz_TX_Band2_CH 58_ANT 0+1+2	Test Voltage	AC 120V/60Hz

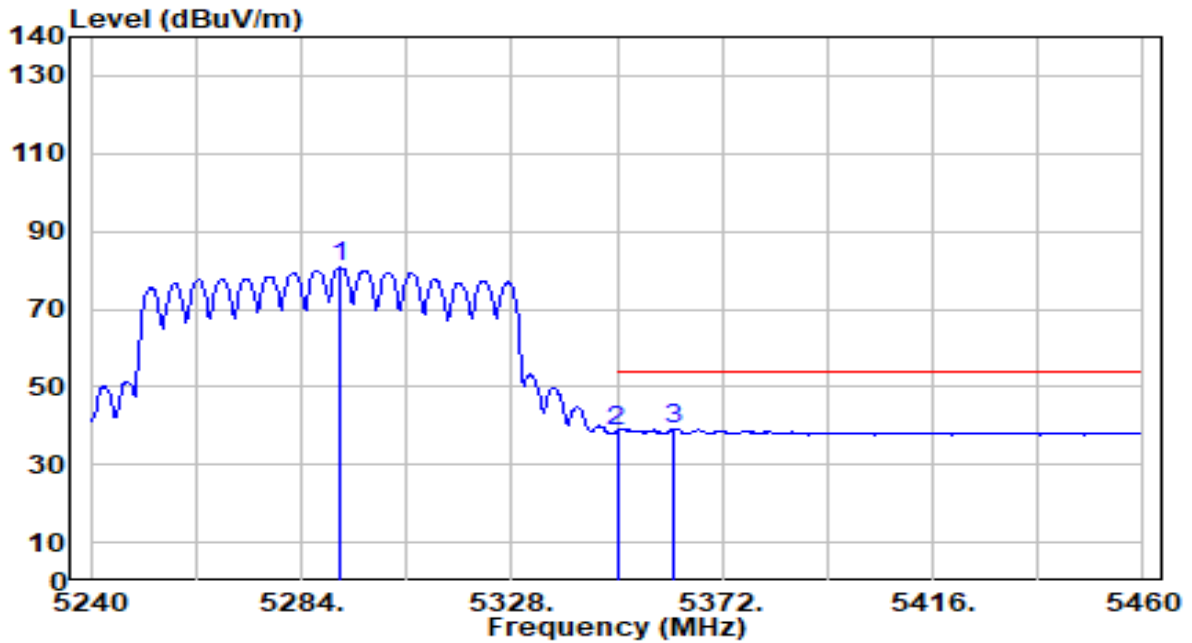


No	Frequency (MHz)	Reading (dBUV)	C.F (dB/m)	Measurement (dBUV/m)	Margin (dB)	Limit (dBUV/m)	Height (cm)	Angle (deg)	Remark (QP/PK/AV)
1	5292.800	94.59	-0.89	93.71	N/A	N/A	202	336	Peak
2	5350.000	51.83	-0.97	50.86	-23.14	74.00	202	336	Peak
3	* 5362.320	53.27	-0.99	52.28	-21.72	74.00	202	336	Peak

Note:

1. " \*", means this data is the worst emission level.
2. C.F (Correction Factor) = Antenna Factor (dB/m) + Cable Loss (dB) – Pre-amplifier(dB) + 10dB Attenuation.
3. Measurement (dBUV/m) = Reading(dBUV) + C.F (Correction Factor).
4. The emission levels of other frequencies are very lower than the limit and not show in test report.

EUT	Omada 4G+Cat6 AX3000 Gigabit VPN Router	Date of Test	2023-09-09
Factor	DRH18-E	Temp. / Humidity	23°C /62%
Polarity	Horizontal	Site / Test Engineer	AC2 / Xuan
Test Mode	802.11ax80MHz_TX_Band2_CH 58_ANT 0+1+2	Test Voltage	AC 120V/60Hz

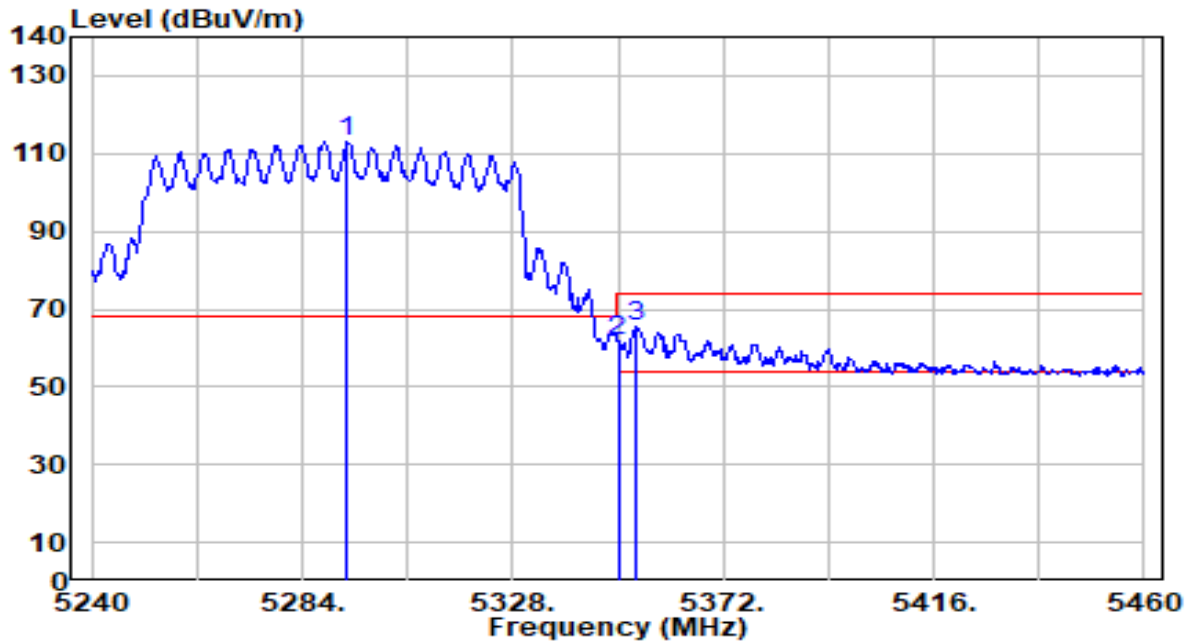


No	Frequency (MHz)	Reading (dBuV)	C.F (dB/m)	Measurement (dBuV/m)	Margin (dB)	Limit (dBuV/m)	Height (cm)	Angle (deg)	Remark (QP/PK/AV)
1	5292.140	81.52	-0.88	80.63	N/A	N/A	202	336	Average
2	5350.000	39.38	-0.97	38.41	-15.59	54.00	202	336	Average
3	* 5362.100	40.31	-0.99	39.32	-14.68	54.00	202	336	Average

Note:

1. " \*", means this data is the worst emission level.
2. C.F (Correction Factor) = Antenna Factor (dB/m) + Cable Loss (dB) – Preamplifier(dB) + 10dB Attenuation.
3. Measurement (dBuV/m) = Reading(dBuV) + C.F (Correction Factor).
4. The emission levels of other frequencies are very lower than the limit and not show in test report.

EUT	Omada 4G+Cat6 AX3000 Gigabit VPN Router	Date of Test	2023-09-09
Factor	DRH18-E	Temp. / Humidity	23°C /62%
Polarity	Vertical	Site / Test Engineer	AC2 / Xuan
Test Mode	802.11ax80MHz_TX_Band2_CH 58_ANT 0+1+2	Test Voltage	AC 120V/60Hz

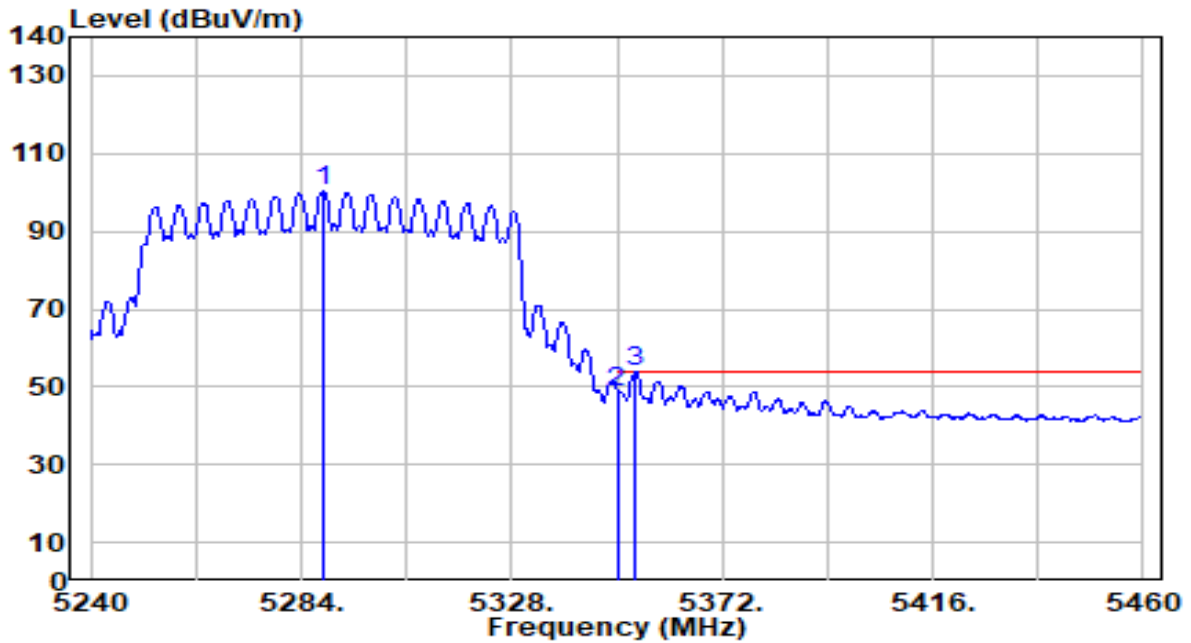


No	Frequency (MHz)	Reading (dBuV)	C.F (dB/m)	Measurement (dBuV/m)	Margin (dB)	Limit (dBuV/m)	Height (cm)	Angle (deg)	Remark (QP/PK/AV)
1	5293.460	114.12	-0.89	113.23	N/A	N/A	184	96	Peak
2	5350.000	62.52	-0.97	61.55	-12.45	74.00	184	96	Peak
3	* 5353.740	66.53	-0.98	65.55	-8.45	74.00	184	96	Peak

Note:

1. " \*", means this data is the worst emission level.
2. C.F (Correction Factor) = Antenna Factor (dB/m) + Cable Loss (dB) – Preamplifier(dB) + 10dB Attenuation.
3. Measurement (dBuV/m) = Reading(dBuV) + C.F (Correction Factor).
4. The emission levels of other frequencies are very lower than the limit and not show in test report.

EUT	Omada 4G+Cat6 AX3000 Gigabit VPN Router	Date of Test	2023-09-09
Factor	DRH18-E	Temp. / Humidity	23°C /62%
Polarity	Vertical	Site / Test Engineer	AC2 / Xuan
Test Mode	802.11ax80MHz_TX_Band2_CH 58_ANT 0+1+2	Test Voltage	AC 120V/60Hz

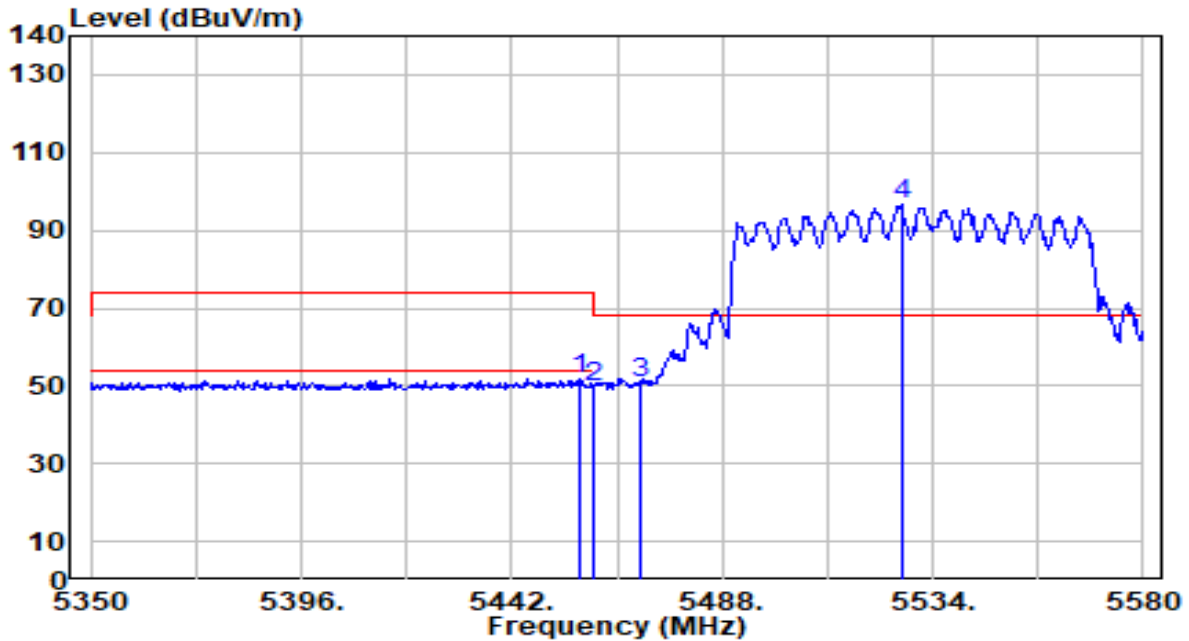


No	Frequency (MHz)	Reading (dBuV)	C.F (dB/m)	Measurement (dBuV/m)	Margin (dB)	Limit (dBuV/m)	Height (cm)	Angle (deg)	Remark (QP/PK/AV)
1	5288.400	101.27	-0.88	100.39	N/A	N/A	184	96	Average
2	5350.000	49.54	-0.97	48.57	-5.43	54.00	184	96	Average
3	* 5353.740	54.80	-0.98	53.82	-0.18	54.00	184	96	Average

Note:

1. " \*", means this data is the worst emission level.
2. C.F (Correction Factor) = Antenna Factor (dB/m) + Cable Loss (dB) – Preamplifier(dB) + 10dB Attenuation.
3. Measurement (dBuV/m) = Reading(dBuV) + C.F (Correction Factor).
4. The emission levels of other frequencies are very lower than the limit and not show in test report.

EUT	Omada 4G+Cat6 AX3000 Gigabit VPN Router	Date of Test	2023-09-09
Factor	DRH18-E	Temp. / Humidity	23°C /62%
Polarity	Horizontal	Site / Test Engineer	AC2 / Xuan
Test Mode	802.11ax80MHz_TX_Band3_CH 106_ANT 0+1+2	Test Voltage	AC 120V/60Hz

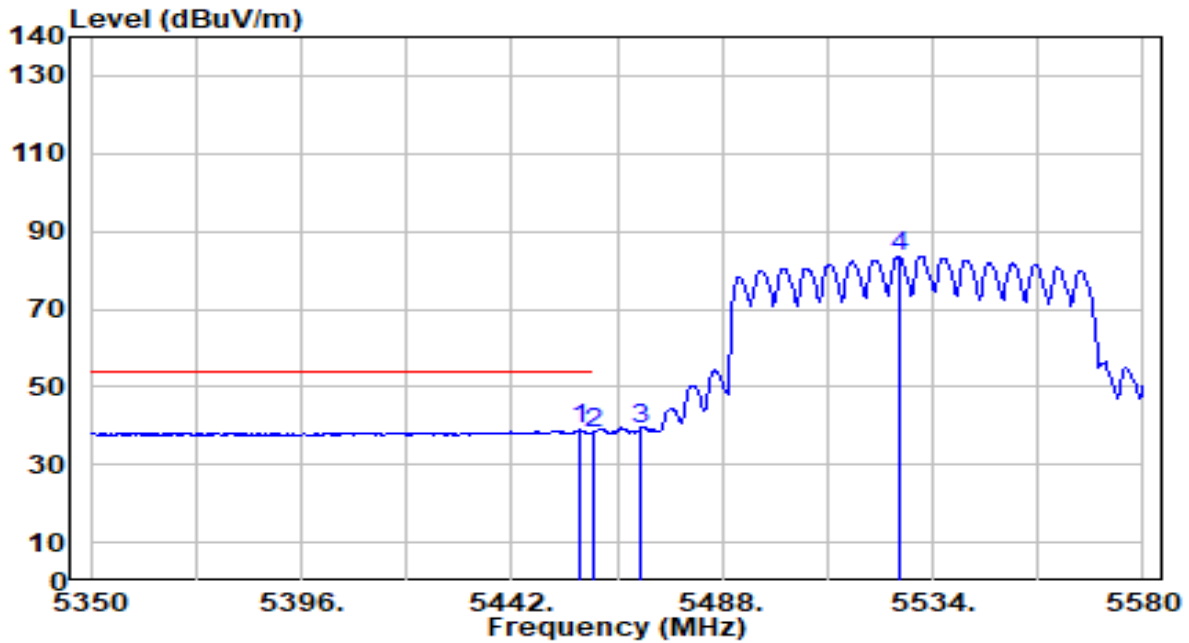


No	Frequency (MHz)	Reading (dBUV)	C.F (dB/m)	Measurement (dBUV/m)	Margin (dB)	Limit (dBUV/m)	Height (cm)	Angle (deg)	Remark (QP/PK/AV)
1	5456.720	52.90	-0.88	52.02	-21.98	74.00	177	336	Peak
2	5460.000	50.77	-0.87	49.90	-24.10	74.00	177	336	Peak
3	* 5470.000	51.60	-0.84	50.76	-17.44	68.20	177	336	Peak
4	5527.100	97.50	-0.66	96.83	N/A	N/A	177	336	Peak

Note:

1. " \*", means this data is the worst emission level.
2. C.F (Correction Factor) = Antenna Factor (dB/m) + Cable Loss (dB) – Preamplifier(dB) + 10dB Attenuation.
3. Measurement (dBUV/m) = Reading(dBUV) + C.F (Correction Factor).
4. The emission levels of other frequencies are very lower than the limit and not show in test report.

EUT	Omada 4G+Cat6 AX3000 Gigabit VPN Router	Date of Test	2023-09-09
Factor	DRH18-E	Temp. / Humidity	23°C /62%
Polarity	Horizontal	Site / Test Engineer	AC2 / Xuan
Test Mode	802.11ax80MHz_TX_Band3_CH 106_ANT 0+1+2	Test Voltage	AC 120V/60Hz

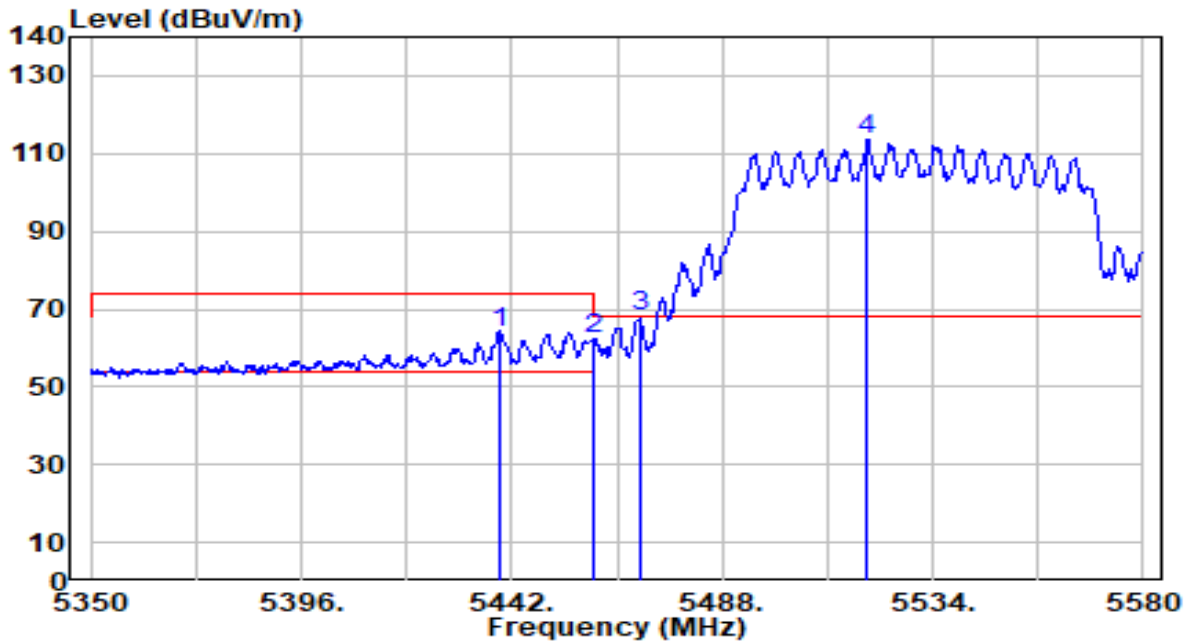


No	Frequency (MHz)	Reading (dBuV)	C.F (dB/m)	Measurement (dBuV/m)	Margin (dB)	Limit (dBuV/m)	Height (cm)	Angle (deg)	Remark (QP/PK/AV)	
1	*	5456.720	39.82	-0.88	38.94	-15.06	54.00	177	336	Average
2		5460.000	39.12	-0.87	38.25	-15.75	54.00	177	336	Average
3		5470.000	40.00	-0.84	39.17	N/A	N/A	177	336	Average
4		5526.640	84.34	-0.66	83.68	N/A	N/A	177	336	Average

Note:

1. " \*", means this data is the worst emission level.
2. C.F (Correction Factor) = Antenna Factor (dB/m) + Cable Loss (dB) – Preamplifier(dB) + 10dB Attenuation.
3. Measurement (dBuV/m) = Reading(dBuV) + C.F (Correction Factor).
4. The emission levels of other frequencies are very lower than the limit and not show in test report.

EUT	Omada 4G+Cat6 AX3000 Gigabit VPN Router	Date of Test	2023-09-09
Factor	DRH18-E	Temp. / Humidity	23°C /62%
Polarity	Vertical	Site / Test Engineer	AC2 / Xuan
Test Mode	802.11ax80MHz_TX_Band3_CH 106_ANT 0+1+2	Test Voltage	AC 120V/60Hz



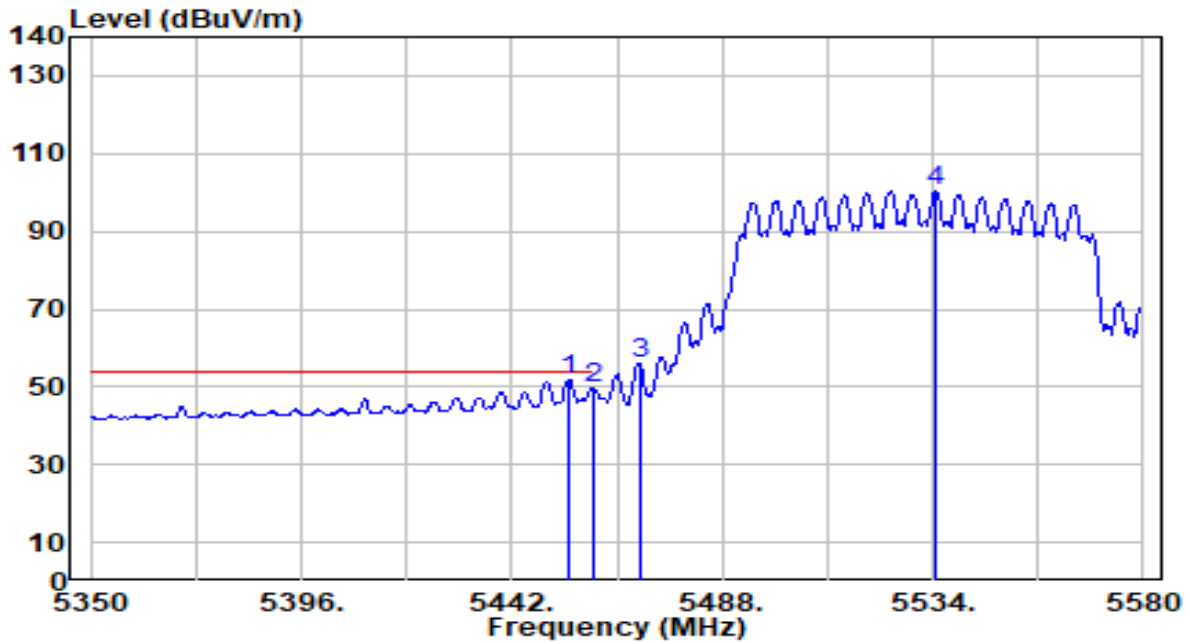
No	Frequency (MHz)	Reading (dBuV)	C.F (dB/m)	Measurement (dBuV/m)	Margin (dB)	Limit (dBuV/m)	Height (cm)	Angle (deg)	Remark (QP/PK/AV)
1	5439.240	64.84	-0.93	63.91	-10.09	74.00	177	33	Peak
2	5460.000	63.07	-0.87	62.20	-11.80	74.00	177	33	Peak
3	* 5470.000	68.86	-0.84	68.03	-0.17	68.20	177	33	Peak
4	5519.740	114.27	-0.69	113.58	N/A	N/A	177	33	Peak

Note:

1. " \*", means this data is the worst emission level.
2. C.F (Correction Factor) = Antenna Factor (dB/m) + Cable Loss (dB) – Preamplifier(dB) + 10dB Attenuation.
3. Measurement (dBuV/m) = Reading(dBuV) + C.F (Correction Factor).
4. The emission levels of other frequencies are very lower than the limit and not show in test report.



EUT	Omada 4G+Cat6 AX3000 Gigabit VPN Router	Date of Test	2023-09-09
Factor	DRH18-E	Temp. / Humidity	23°C /62%
Polarity	Vertical	Site / Test Engineer	AC2 / Xuan
Test Mode	802.11ax80MHz_TX_Band3_CH 106_ANT 0+1+2	Test Voltage	AC 120V/60Hz

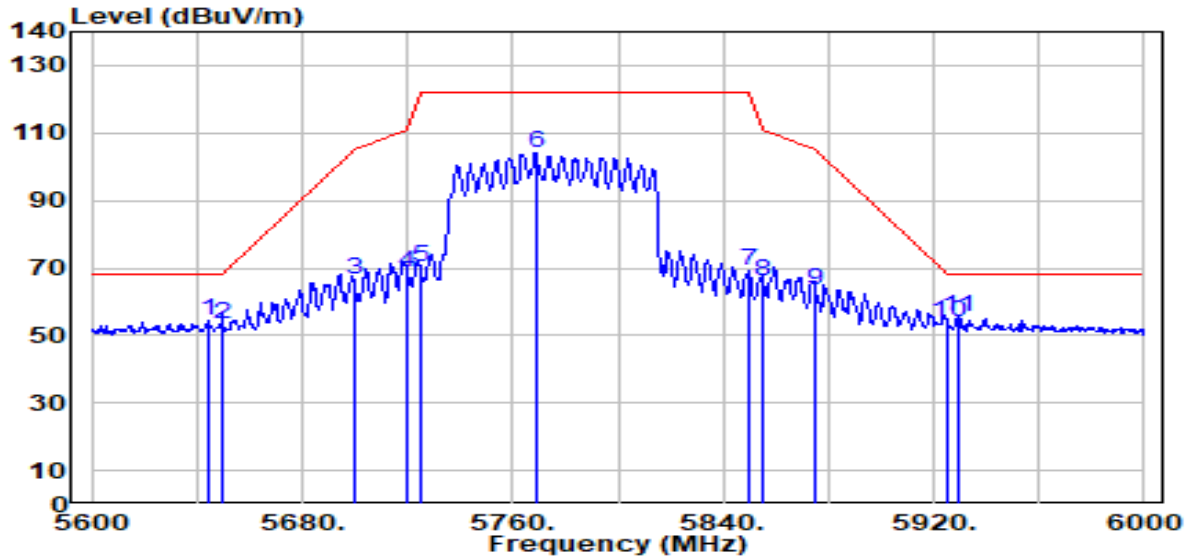


No	Frequency (MHz)	Reading (dBuV)	C.F (dB/m)	Measurement (dBuV/m)	Margin (dB)	Limit (dBuV/m)	Height (cm)	Angle (deg)	Remark (QP/PK/AV)	
1	*	5454.650	52.80	-0.89	51.92	-2.08	54.00	177	33	Average
2		5460.000	50.38	-0.87	49.51	-4.49	54.00	177	33	Average
3		5470.000	56.59	-0.84	55.75	N/A	N/A	177	33	Average
4		5534.690	100.95	-0.64	100.32	N/A	N/A	177	33	Average

Note:

1. " \*", means this data is the worst emission level.
2. C.F (Correction Factor) = Antenna Factor (dB/m) + Cable Loss (dB) – Preamplifier(dB) + 10dB Attenuation.
3. Measurement (dBuV/m) = Reading(dBuV) + C.F (Correction Factor).
4. The emission levels of other frequencies are very lower than the limit and not show in test report.

EUT	Omada 4G+Cat6 AX3000 Gigabit VPN Router	Date of Test	2023-09-09
Factor	DRH18-E	Temp. / Humidity	23°C /62%
Polarity	Horizontal	Site / Test Engineer	AC2 / Xuan
Test Mode	802.11ax80MHz_TX_Band4_CH 155_ANT 0+1+2	Test Voltage	AC 120V/60Hz

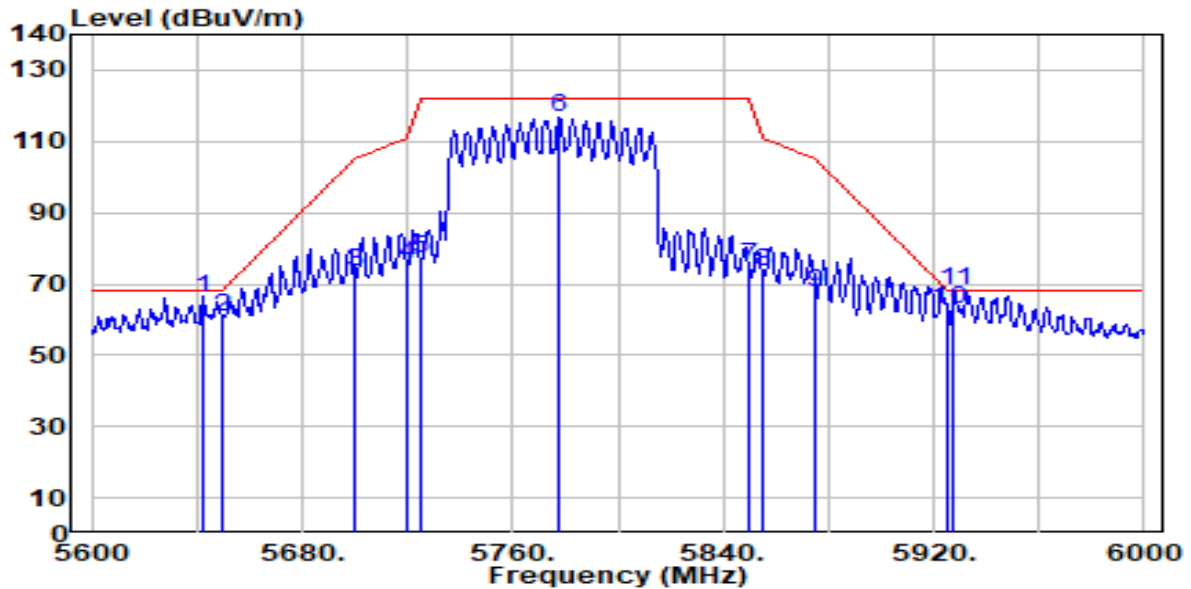


No	Frequency (MHz)	Reading (dBUV)	C.F (dB/m)	Measurement (dBUV/m)	Margin (dB)	Limit (dBUV/m)	Height (cm)	Angle (deg)	Remark (QP/PK/AV)
1	5644.000	54.85	-0.20	54.66	-13.54	68.20	200	321	Peak
2	5650.000	53.56	-0.16	53.40	-14.80	68.20	200	321	Peak
3	5700.000	66.46	0.10	66.56	-38.64	105.20	200	321	Peak
4	5720.000	68.28	0.20	68.48	-42.32	110.80	200	321	Peak
5	5725.000	70.20	0.23	70.43	-51.77	122.20	200	321	Peak
6	5768.800	103.56	0.46	104.02	N/A	N/A	200	321	Peak
7	5850.000	68.66	0.58	69.25	-52.95	122.20	200	321	Peak
8	5855.000	65.46	0.58	66.04	-44.76	110.80	200	321	Peak
9	5875.000	62.79	0.57	63.35	-41.85	105.20	200	321	Peak
10	5925.000	53.29	0.53	53.81	-14.39	68.20	200	321	Peak
11	* 5929.200	54.75	0.52	55.28	-12.92	68.20	200	321	Peak

Note:

1. " \*", means this data is the worst emission level.
2. C.F (Correction Factor) = Antenna Factor (dB/m) + Cable Loss (dB) – Pre-amplifier(dB) + 10dB Attenuation.
3. Measurement (dBUV/m) = Reading(dBUV) + C.F (Correction Factor).
4. The emission levels of other frequencies are very lower than the limit and not show in test report.

EUT	Omada 4G+Cat6 AX3000 Gigabit VPN Router	Date of Test	2023-09-09
Factor	DRH18-E	Temp. / Humidity	23°C /62%
Polarity	Vertical	Site / Test Engineer	AC2 / Xuan
Test Mode	802.11ax80MHz_TX_Band4_CH 155_ANT 0+1+2	Test Voltage	AC 120V/60Hz

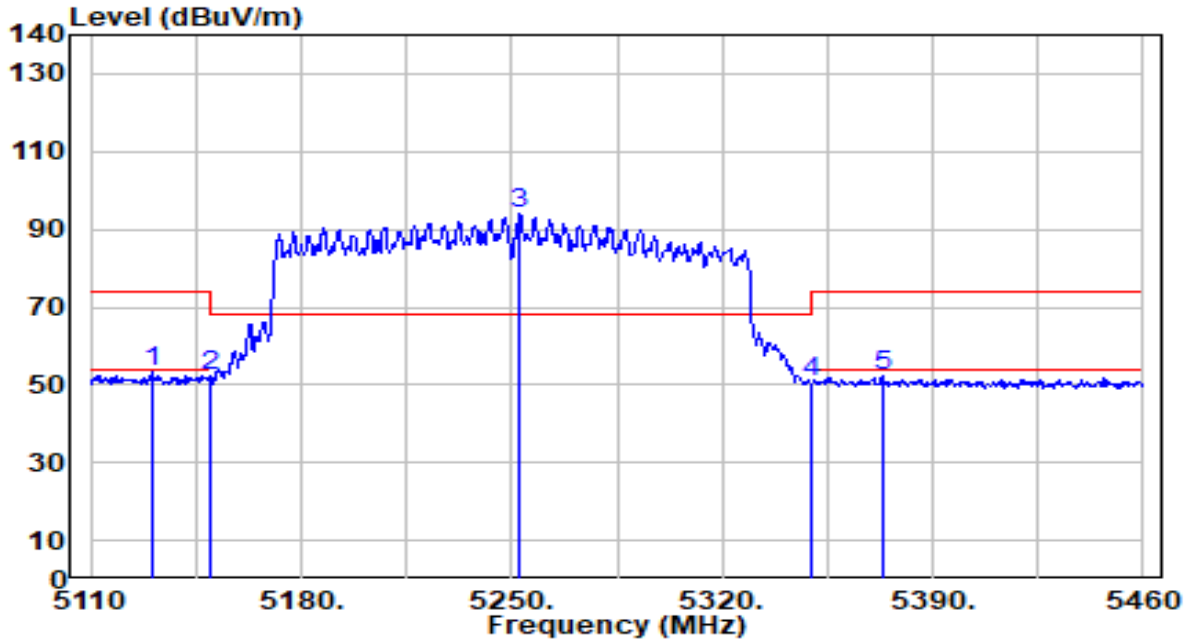


No	Frequency (MHz)	Reading (dBUV)	C.F (dB/m)	Measurement (dBUV/m)	Margin (dB)	Limit (dBUV/m)	Height (cm)	Angle (deg)	Remark (QP/PK/AV)
1	5642.400	66.24	-0.20	66.04	-2.16	68.20	181	63	Peak
2	5650.000	60.69	-0.16	60.52	-7.68	68.20	181	63	Peak
3	5700.000	73.15	0.10	73.24	-31.96	105.20	181	63	Peak
4	5720.000	75.32	0.20	75.52	-35.28	110.80	181	63	Peak
5	5725.000	76.75	0.23	76.98	-45.22	122.20	181	63	Peak
6	5777.600	116.38	0.50	116.88	N/A	N/A	181	63	Peak
7	5850.000	74.52	0.58	75.11	-47.09	122.20	181	63	Peak
8	5855.000	72.79	0.58	73.37	-37.43	110.80	181	63	Peak
9	5875.000	67.11	0.57	67.68	-37.52	105.20	181	63	Peak
10	5925.000	62.53	0.53	63.06	-5.14	68.20	181	63	Peak
11	* 5927.600	67.55	0.53	68.07	-0.13	68.20	181	63	Peak

Note:

1. " \*", means this data is the worst emission level.
2. C.F (Correction Factor) = Antenna Factor (dB/m) + Cable Loss (dB) – Pre-amplifier(dB) + 10dB Attenuation.
3. Measurement (dBUV/m) = Reading(dBUV) + C.F (Correction Factor).
4. The emission levels of other frequencies are very lower than the limit and not show in test report.

EUT	Omada 4G+Cat6 AX3000 Gigabit VPN Router	Date of Test	2023-09-09
Factor	DRH18-E	Temp. / Humidity	23°C /62%
Polarity	Horizontal	Site / Test Engineer	AC2 / Xuan
Test Mode	802.11ax160MHz_TX_Band1,2_CH 50_ANT 0+1+2	Test Voltage	AC 120V/60Hz

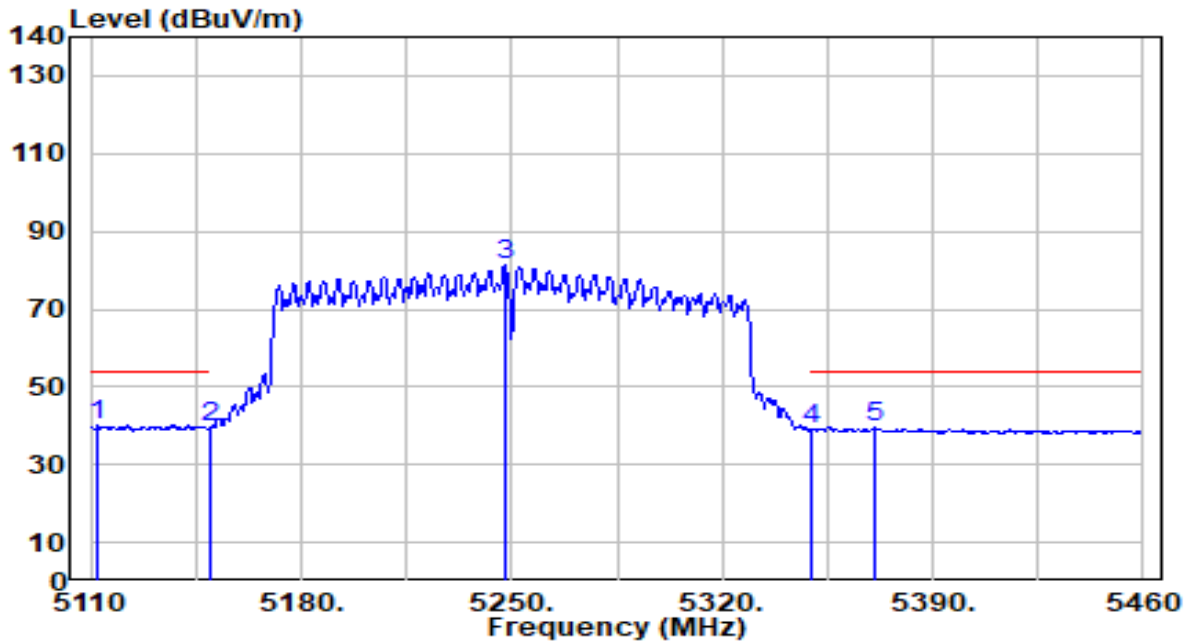


No	Frequency (MHz)	Reading (dBuV)	C.F (dB/m)	Measurement (dBuV/m)	Margin (dB)	Limit (dBuV/m)	Height (cm)	Angle (deg)	Remark (QP/PK/AV)	
1	*	5130.300	53.97	-0.71	53.26	-20.74	74.00	294	158	Peak
2		5150.000	52.77	-0.72	52.06	-21.94	74.00	294	158	Peak
3		5252.450	94.60	-0.82	93.78	N/A	N/A	294	158	Peak
4		5350.000	51.47	-0.97	50.50	-23.50	74.00	294	158	Peak
5		5373.550	53.51	-1.01	52.50	-21.50	74.00	294	158	Peak

Note:

1. " \*", means this data is the worst emission level.
2. C.F (Correction Factor) = Antenna Factor (dB/m) + Cable Loss (dB) – Preamplifier(dB) + 10dB Attenuation.
3. Measurement (dBuV/m) = Reading(dBuV) + C.F (Correction Factor).
4. The emission levels of other frequencies are very lower than the limit and not show in test report.

EUT	Omada 4G+Cat6 AX3000 Gigabit VPN Router	Date of Test	2023-09-09
Factor	DRH18-E	Temp. / Humidity	23°C /62%
Polarity	Horizontal	Site / Test Engineer	AC2 / Xuan
Test Mode	802.11ax160MHz_TX_Band1,2_CH 50_ANT 0+1+2	Test Voltage	AC 120V/60Hz

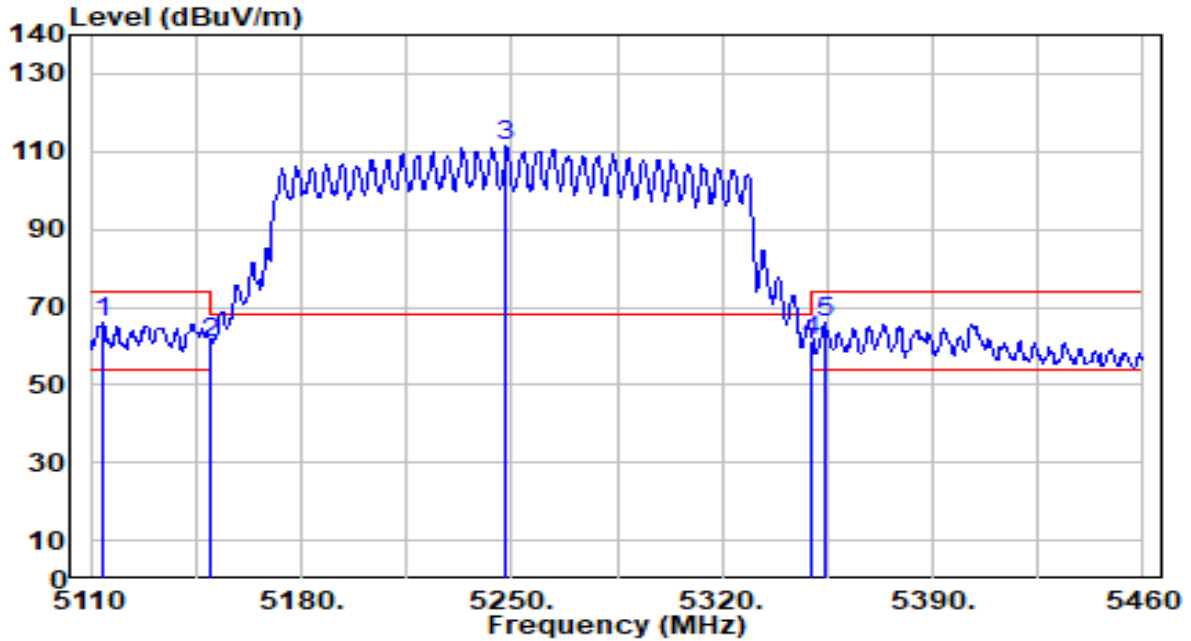


No	Frequency (MHz)	Reading (dBuV)	C.F (dB/m)	Measurement (dBuV/m)	Margin (dB)	Limit (dBuV/m)	Height (cm)	Angle (deg)	Remark (QP/PK/AV)
1	*	40.68	-0.70	39.98	-14.02	54.00	294	158	Average
2		40.36	-0.72	39.64	-14.36	54.00	294	158	Average
3		81.96	-0.82	81.15	N/A	N/A	294	158	Average
4		40.06	-0.97	39.09	-14.91	54.00	294	158	Average
5		40.59	-1.00	39.59	-14.41	54.00	294	158	Average

Note:

1. " \*", means this data is the worst emission level.
2. C.F (Correction Factor) = Antenna Factor (dB/m) + Cable Loss (dB) – Preamplifier(dB) + 10dB Attenuation.
3. Measurement (dBuV/m) = Reading(dBuV) + C.F (Correction Factor).
4. The emission levels of other frequencies are very lower than the limit and not show in test report.

EUT	Omada 4G+Cat6 AX3000 Gigabit VPN Router	Date of Test	2023-09-09
Factor	DRH18-E	Temp. / Humidity	23°C /62%
Polarity	Vertical	Site / Test Engineer	AC2 / Xuan
Test Mode	802.11ax160MHz_TX_Band1,2_CH 50_ANT 0+1+2	Test Voltage	AC 120V/60Hz

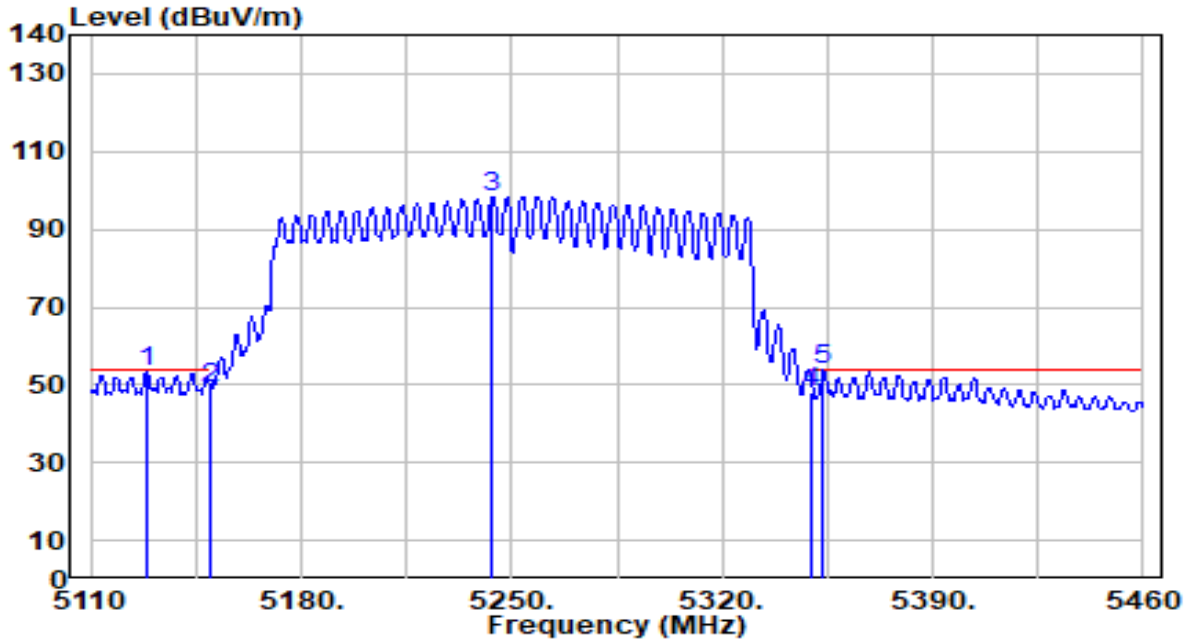


No	Frequency (MHz)	Reading (dBuV)	C.F (dB/m)	Measurement (dBuV/m)	Margin (dB)	Limit (dBuV/m)	Height (cm)	Angle (deg)	Remark (QP/PK/AV)
1	*	66.81	-0.70	66.11	-7.89	74.00	169	85	Peak
2		61.67	-0.72	60.95	-13.05	74.00	169	85	Peak
3		112.05	-0.82	111.23	N/A	N/A	169	85	Peak
4		62.16	-0.97	61.19	-12.81	74.00	169	85	Peak
5		66.80	-0.98	65.83	-8.17	74.00	169	85	Peak

Note:

1. " \*", means this data is the worst emission level.
2. C.F (Correction Factor) = Antenna Factor (dB/m) + Cable Loss (dB) – Preamplifier(dB) + 10dB Attenuation.
3. Measurement (dBuV/m) = Reading(dBuV) + C.F (Correction Factor).
4. The emission levels of other frequencies are very lower than the limit and not show in test report.

EUT	Omada 4G+Cat6 AX3000 Gigabit VPN Router	Date of Test	2023-09-09
Factor	DRH18-E	Temp. / Humidity	23°C /62%
Polarity	Vertical	Site / Test Engineer	AC2 / Xuan
Test Mode	802.11ax160MHz_TX_Band1,2_CH 50_ANT 0+1+2	Test Voltage	AC 120V/60Hz

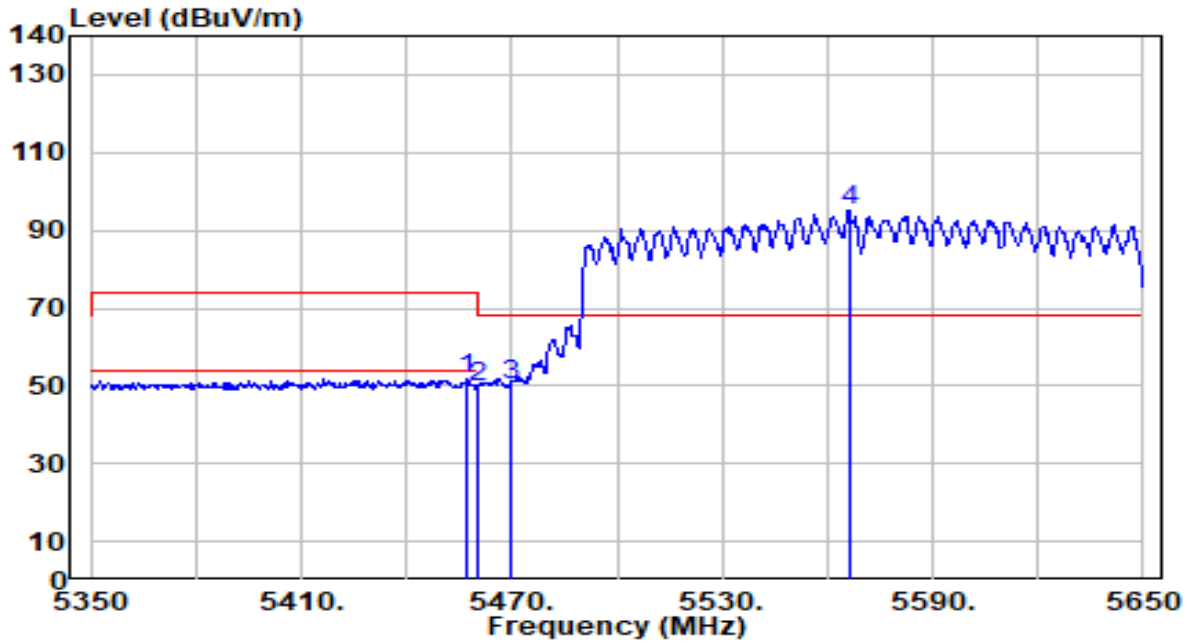


No	Frequency (MHz)	Reading (dBuV)	C.F (dB/m)	Measurement (dBuV/m)	Margin (dB)	Limit (dBuV/m)	Height (cm)	Angle (deg)	Remark (QP/PK/AV)
1	5128.550	54.19	-0.71	53.48	-0.52	54.00	169	85	Average
2	5150.000	49.77	-0.72	49.06	-4.94	54.00	169	85	Average
3	5243.700	99.06	-0.81	98.25	N/A	N/A	169	85	Average
4	5350.000	49.20	-0.97	48.23	-5.77	54.00	169	85	Average
5	* 5353.600	54.81	-0.98	53.83	-0.17	54.00	169	85	Average

Note:

1. " \*", means this data is the worst emission level.
2. C.F (Correction Factor) = Antenna Factor (dB/m) + Cable Loss (dB) – Preamplifier(dB) + 10dB Attenuation.
3. Measurement (dBuV/m) = Reading(dBuV) + C.F (Correction Factor).
4. The emission levels of other frequencies are very lower than the limit and not show in test report.

EUT	Omada 4G+Cat6 AX3000 Gigabit VPN Router	Date of Test	2023-09-09
Factor	DRH18-E	Temp. / Humidity	23°C /62%
Polarity	Horizontal	Site / Test Engineer	AC2 / Xuan
Test Mode	802.11ax160MHz_TX_Band3_CH 114_ANT 0+1+2	Test Voltage	AC 120V/60Hz



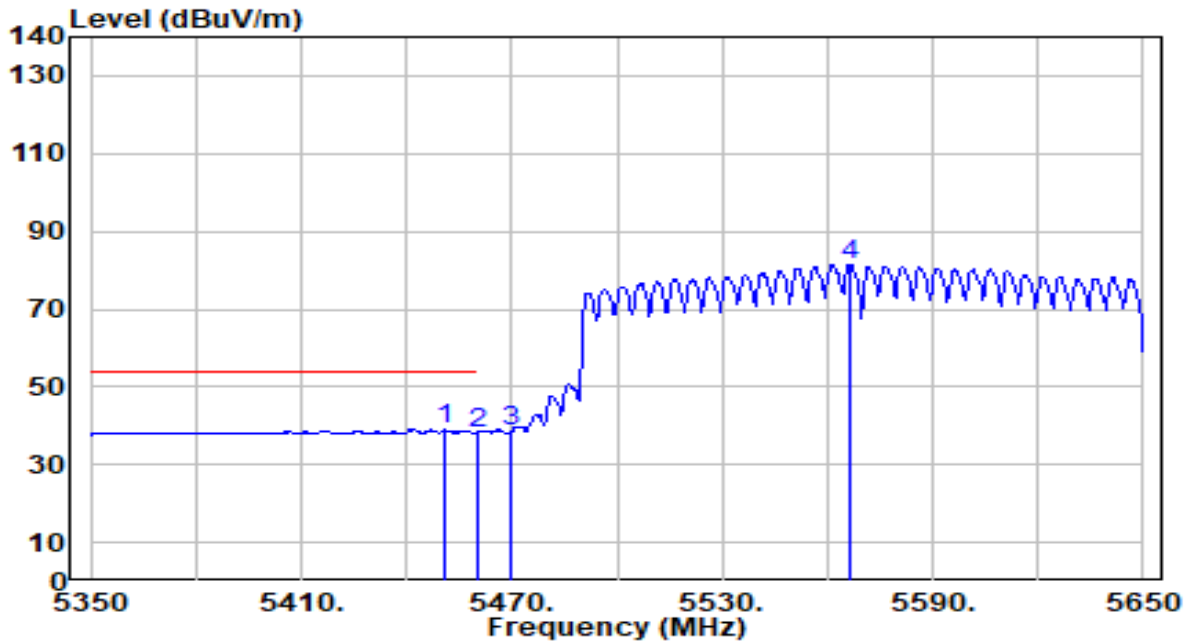
No	Frequency (MHz)	Reading (dBUV)	C.F (dB/m)	Measurement (dBUV/m)	Margin (dB)	Limit (dBUV/m)	Height (cm)	Angle (deg)	Remark (QP/PK/AV)
1	5457.400	52.54	-0.88	51.66	-22.34	74.00	186	335	Peak
2	5460.000	50.59	-0.87	49.72	-24.28	74.00	186	335	Peak
3	* 5470.000	50.90	-0.84	50.06	-18.14	68.20	186	335	Peak
4	5566.300	95.80	-0.54	95.27	N/A	N/A	186	335	Peak

Note:

- "\*", means this data is the worst emission level.
- C.F (Correction Factor) = Antenna Factor (dB/m) + Cable Loss (dB) – Preamplifier(dB) + 10dB Attenuation.
- Measurement (dBUV/m) = Reading(dBUV) + C.F (Correction Factor).
- The emission levels of other frequencies are very lower than the limit and not show in test report.



EUT	Omada 4G+Cat6 AX3000 Gigabit VPN Router	Date of Test	2023-09-09
Factor	DRH18-E	Temp. / Humidity	23°C /62%
Polarity	Horizontal	Site / Test Engineer	AC2 / Xuan
Test Mode	802.11ax160MHz_TX_Band3_CH 114_ANT 0+1+2	Test Voltage	AC 120V/60Hz

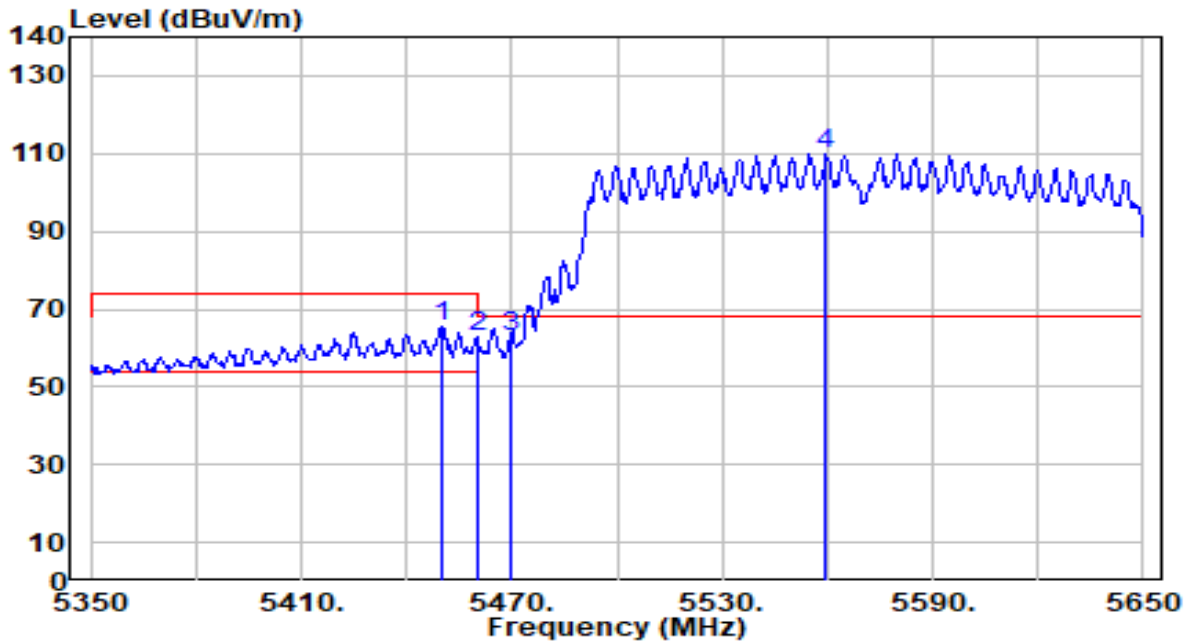


No	Frequency (MHz)	Reading (dBuV)	C.F (dB/m)	Measurement (dBuV/m)	Margin (dB)	Limit (dBuV/m)	Height (cm)	Angle (deg)	Remark (QP/PK/AV)
1	* 5450.800	39.98	-0.90	39.08	-14.92	54.00	186	335	Average
2	5460.000	39.09	-0.87	38.23	-15.77	54.00	186	335	Average
3	5470.000	39.44	-0.84	38.60	N/A	N/A	186	335	Average
4	5566.300	82.00	-0.54	81.46	N/A	N/A	186	335	Average

Note:

1. " \*", means this data is the worst emission level.
2. C.F (Correction Factor) = Antenna Factor (dB/m) + Cable Loss (dB) – Pre-amplifier(dB) + 10dB Attenuation.
3. Measurement (dBuV/m) = Reading(dBuV) + C.F (Correction Factor).
4. The emission levels of other frequencies are very lower than the limit and not show in test report.

EUT	Omada 4G+Cat6 AX3000 Gigabit VPN Router	Date of Test	2023-09-09
Factor	DRH18-E	Temp. / Humidity	23°C /62%
Polarity	Vertical	Site / Test Engineer	AC2 / Xuan
Test Mode	802.11ax160MHz_TX_Band3_CH 114_ANT 0+1+2	Test Voltage	AC 120V/60Hz

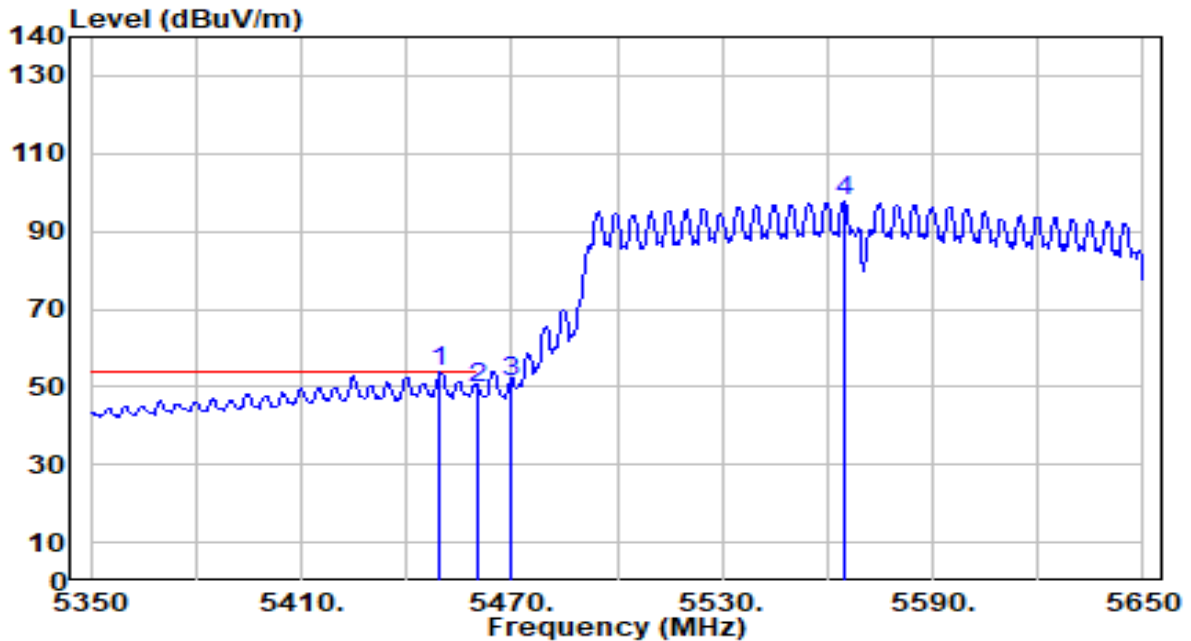


No	Frequency (MHz)	Reading (dBuV)	C.F (dB/m)	Measurement (dBuV/m)	Margin (dB)	Limit (dBuV/m)	Height (cm)	Angle (deg)	Remark (QP/PK/AV)
1	5449.900	66.34	-0.90	65.44	-8.56	74.00	177	33	Peak
2	5460.000	63.58	-0.87	62.71	-11.29	74.00	177	33	Peak
3	* 5470.000	63.68	-0.84	62.84	-5.36	68.20	177	33	Peak
4	5559.700	110.37	-0.56	109.81	N/A	N/A	177	33	Peak

Note:

1. " \*", means this data is the worst emission level.
2. C.F (Correction Factor) = Antenna Factor (dB/m) + Cable Loss (dB) – Pre-amplifier(dB) + 10dB Attenuation.
3. Measurement (dBuV/m) = Reading(dBuV) + C.F (Correction Factor).
4. The emission levels of other frequencies are very lower than the limit and not show in test report.

EUT	Omada 4G+Cat6 AX3000 Gigabit VPN Router	Date of Test	2023-09-09
Factor	DRH18-E	Temp. / Humidity	23°C /62%
Polarity	Vertical	Site / Test Engineer	AC2 / Xuan
Test Mode	802.11ax160MHz_TX_Band3_CH 114_ANT 0+1+2	Test Voltage	AC 120V/60Hz



No	Frequency (MHz)	Reading (dBuV)	C.F (dB/m)	Measurement (dBuV/m)	Margin (dB)	Limit (dBuV/m)	Height (cm)	Angle (deg)	Remark (QP/PK/AV)
1	*	54.74	-0.90	53.84	-0.16	54.00	177	33	Average
2		50.73	-0.87	49.86	-4.14	54.00	177	33	Average
3		52.17	-0.84	51.33	N/A	N/A	177	33	Average
4		98.33	-0.54	97.79	N/A	N/A	177	33	Average

Note:

1. " \*", means this data is the worst emission level.
2. C.F (Correction Factor) = Antenna Factor (dB/m) + Cable Loss (dB) – Pre-amplifier(dB) + 10dB Attenuation.
3. Measurement (dBuV/m) = Reading(dBuV) + C.F (Correction Factor).
4. The emission levels of other frequencies are very lower than the limit and not show in test report.

## 7.10.AC Conducted Emissions Measurement

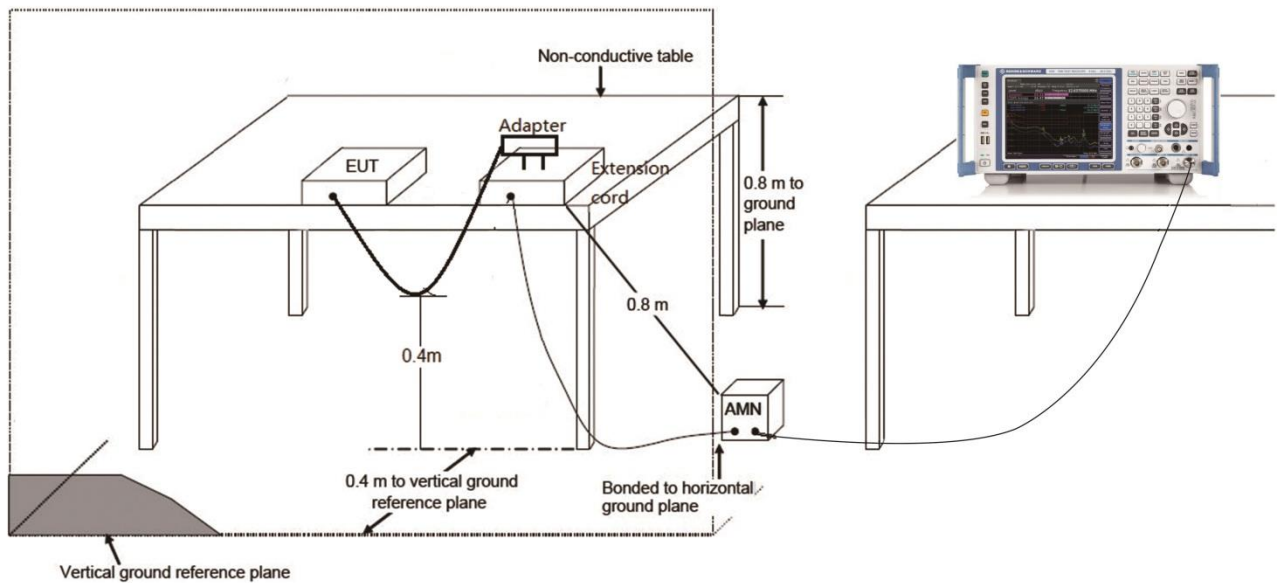
### 7.10.1.Test Limit

FCC Part 15.207 Limits		
Frequency (MHz)	QP (dB $\mu$ V)	AV (dB $\mu$ V)
0.15 - 0.50	66 - 56	56 - 46
0.50 - 5.0	56	46
5.0 - 30	60	50

Note 1: The lower limit shall apply at the transition frequencies.

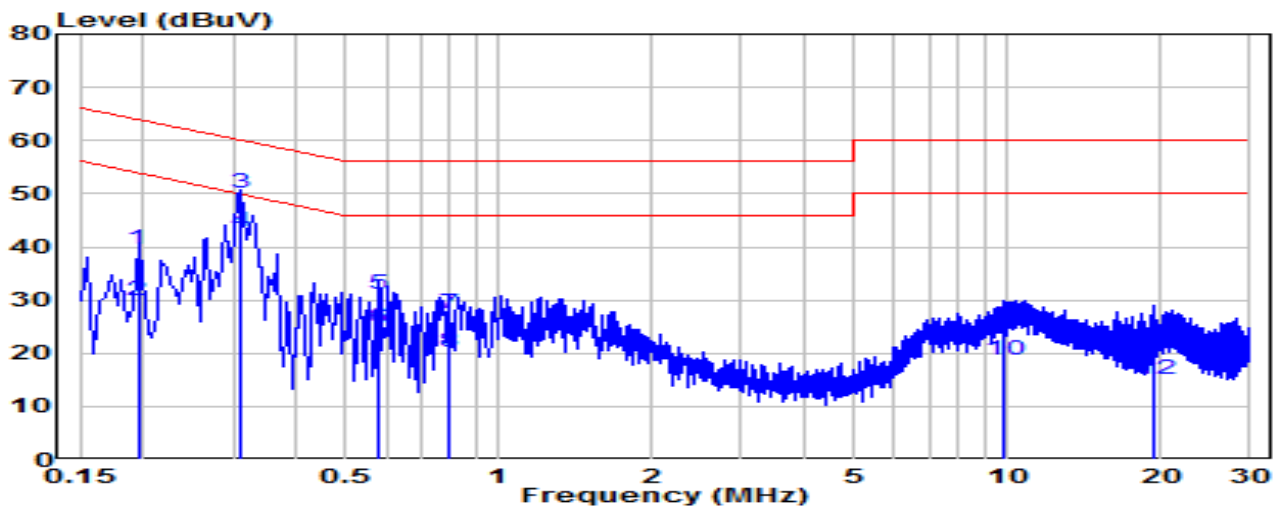
Note 2: The limit decreases linearly with the logarithm of the frequency in the range 0.15MHz to 0.5MHz.

### 7.10.2.Test Setup



### 7.10.3. Test Result

EUT	Omada 4G+Cat6 AX3000 Gigabit VPN Router	Date of Test	2023-09-13
Factor	CE_ENV216-L1 (Filter ON)	Temp. / Humidity	25.8°C / 49%
Polarity	Line1	Site / Test Engineer	SR2 / Bob
Test Mode	802.11ac-20MHz_TX_Band1_CH 44_ANT 0+1	Test Voltage	AC 120V/60Hz

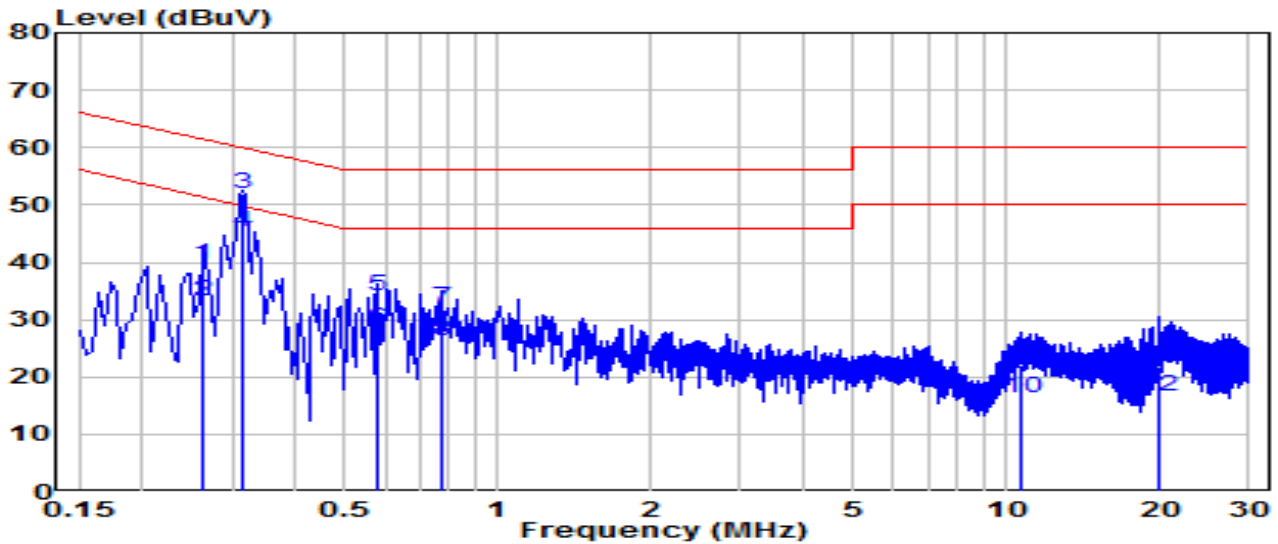


No	Frequency (MHz)	Reading (dBUV)	C.F (dB)	Measurement (dBUV)	Margin (dB)	Limit (dBUV)	Remark (QP/PK/AV)
1	0.195	29.87	9.62	39.50	-24.33	63.82	QP
2	0.195	20.18	9.62	29.80	-24.02	53.82	Average
3	* 0.312	40.49	9.63	50.12	-9.79	59.92	QP
4	* 0.312	33.19	9.63	42.82	-7.10	49.92	Average
5	0.577	21.39	9.65	31.04	-24.96	56.00	QP
6	0.577	15.24	9.65	24.88	-21.12	46.00	Average
7	0.793	17.71	9.66	27.37	-28.63	56.00	QP
8	0.793	10.47	9.66	20.12	-25.88	46.00	Average
9	9.865	15.10	9.86	24.96	-35.04	60.00	QP
10	9.865	8.99	9.86	18.85	-31.15	50.00	Average
11	19.543	9.72	9.93	19.65	-40.35	60.00	QP
12	19.543	5.09	9.93	15.02	-34.98	50.00	Average

Note:

1. " \*", means this data is the worst emission level.
2. C.F (Correction Factor) = LISN Factor (dB)+ Cable Loss (dB).
3. Measurement (dBUV) = Reading(dBUV) + C.F (Correction Factor).

EUT	Omada 4G+Cat6 AX3000 Gigabit VPN Router	Date of Test	2023-09-13
Factor	CE_ENV216-N (Filter ON)	Temp. / Humidity	25.8°C /49%
Polarity	Neutral	Site / Test Engineer	SR2 / Bob
Test Mode	802.11ac-20MHz_TX_Band1_CH 44_ANT 0+1	Test Voltage	AC 120V/60Hz

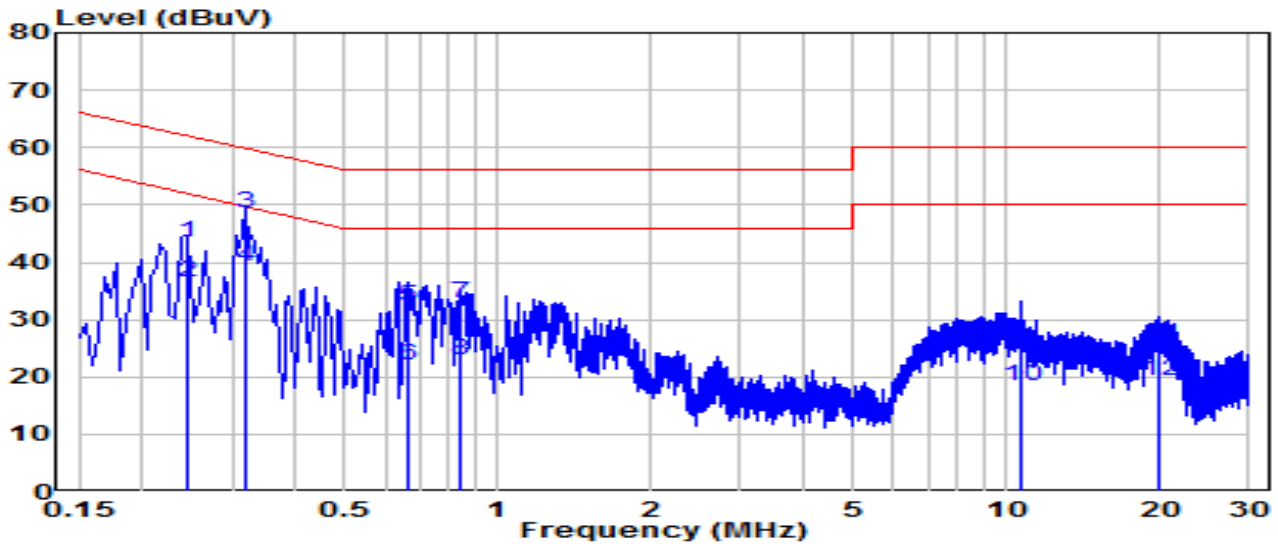


No	Frequency (MHz)	Reading (dBUV)	C.F (dB)	Measurement (dBUV)	Margin (dB)	Limit (dBUV)	Remark (QP/PK/AV)
1	0.262	29.94	9.63	39.56	-21.79	61.35	QP
2	0.262	23.70	9.63	33.32	-18.03	51.35	Average
3	* 0.316	42.19	9.63	51.82	-7.97	59.80	QP
4	* 0.316	35.75	9.63	45.38	-4.42	49.80	Average
5	0.577	24.33	9.65	33.97	-22.03	56.00	QP
6	0.577	18.71	9.65	28.35	-17.65	46.00	Average
7	0.771	22.43	9.66	32.09	-23.91	56.00	QP
8	0.771	16.55	9.66	26.20	-19.80	46.00	Average
9	10.647	12.22	9.88	22.09	-37.91	60.00	QP
10	10.647	6.29	9.88	16.17	-33.83	50.00	Average
11	19.831	11.61	10.00	21.61	-38.39	60.00	QP
12	19.831	6.63	10.00	16.63	-33.37	50.00	Average

Note:

1. " \*", means this data is the worst emission level.
2. C.F (Correction Factor) = LISN Factor (dB)+ Cable Loss (dB).
3. Measurement (dBUV) = Reading(dBUV) + C.F (Correction Factor).

EUT	Omada 4G+Cat6 AX3000 Gigabit VPN Router	Date of Test	2023-09-13
Factor	CE_ENV216-L1 (Filter ON)	Temp. / Humidity	25.8°C /49%
Polarity	Line1	Site / Test Engineer	SR2 / Bob
Test Mode	802.11ac-20MHz_TX_Band1_CH 44_ANT 0+1	Test Voltage	AC 240V/60Hz

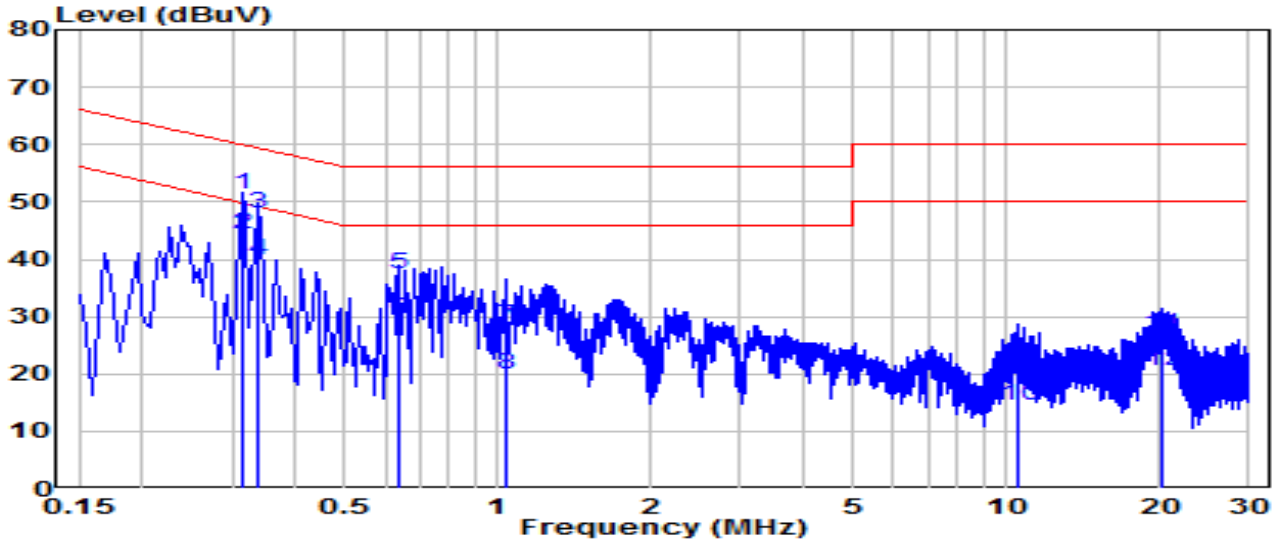


No	Frequency (MHz)	Reading (dBUV)	C.F (dB)	Measurement (dBUV)	Margin (dB)	Limit (dBUV)	Remark (QP/PK/AV)
1	0.244	33.98	9.63	43.61	-18.34	61.94	QP
2	0.244	26.90	9.63	36.52	-15.42	51.94	Average
3	* 0.321	38.89	9.63	48.52	-11.16	59.68	QP
4	* 0.321	29.50	9.63	39.13	-10.56	49.68	Average
5	0.663	22.51	9.65	32.16	-23.84	56.00	QP
6	0.663	12.52	9.65	22.17	-23.83	46.00	Average
7	0.847	23.14	9.66	32.80	-23.20	56.00	QP
8	0.847	13.21	9.66	22.88	-23.12	46.00	Average
9	10.670	15.34	9.86	25.21	-34.79	60.00	QP
10	10.670	8.64	9.86	18.50	-31.50	50.00	Average
11	20.043	15.70	9.93	25.63	-34.37	60.00	QP
12	20.043	9.34	9.93	19.27	-30.73	50.00	Average

Note:

1. " \*", means this data is the worst emission level.
2. C.F (Correction Factor) = LISN Factor (dB)+ Cable Loss (dB).
3. Measurement (dBUV) = Reading(dBUV) + C.F (Correction Factor).

EUT	Omada 4G+Cat6 AX3000 Gigabit VPN Router	Date of Test	2023-09-13
Factor	CE_ENV216-N (Filter ON)	Temp. / Humidity	25.8°C /49%
Polarity	Neutral	Site / Test Engineer	SR2 / Bob
Test Mode	802.11ac-20MHz_TX_Band1_CH 44_ANT 0+1	Test Voltage	AC 240V/60Hz



No	Frequency (MHz)	Reading (dBUV)	C.F (dB)	Measurement (dBUV)	Margin (dB)	Limit (dBUV)	Remark (QP/PK/AV)
1	* 0.316	41.70	9.63	51.33	-8.47	59.80	QP
2	* 0.316	34.70	9.63	44.33	-5.47	49.80	Average
3	0.339	38.34	9.63	47.98	-11.25	59.23	QP
4	0.339	30.23	9.63	39.86	-9.36	49.23	Average
5	0.636	27.71	9.65	37.36	-18.64	56.00	QP
6	0.636	19.83	9.65	29.48	-16.52	46.00	Average
7	1.032	18.80	9.67	28.47	-27.53	56.00	QP
8	1.032	10.40	9.67	20.07	-25.93	46.00	Average
9	10.602	11.50	9.88	21.37	-38.63	60.00	QP
10	10.602	4.55	9.88	14.43	-35.57	50.00	Average
11	20.191	16.94	10.00	26.94	-33.06	60.00	QP
12	20.191	10.67	10.00	20.67	-29.33	50.00	Average

Note:

1. " \*", means this data is the worst emission level.
2. C.F (Correction Factor) = LISN Factor (dB)+ Cable Loss (dB).
3. Measurement (dBUV) = Reading(dBUV) + C.F (Correction Factor).



## **8. CONCLUSION**

The data collected relate only the item(s) tested and show that the device is in compliance with Part 15E of the FCC Rules.

## **Appendix A : Test Setup Photograph**

Refer to “2308TW0109-UT” file.

## **Appendix B : External Photograph**

Refer to “2308TW0109-UE” file.

## **Appendix C : Internal Photograph**

Refer to “2308TW0109-UI” file.

————— The End —————