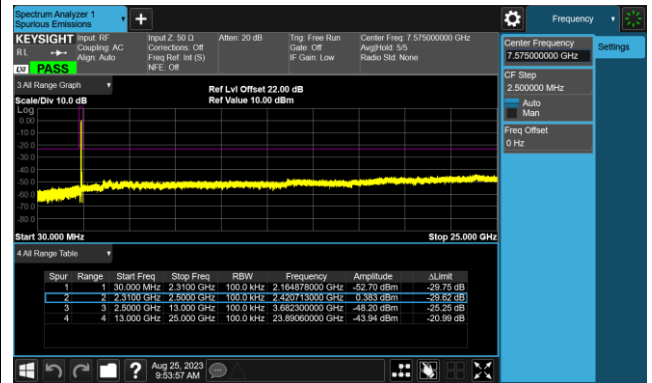


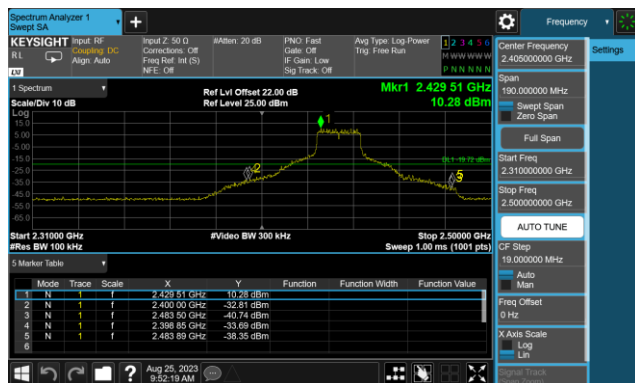
802.11 n20 CH01 (2412MHz)



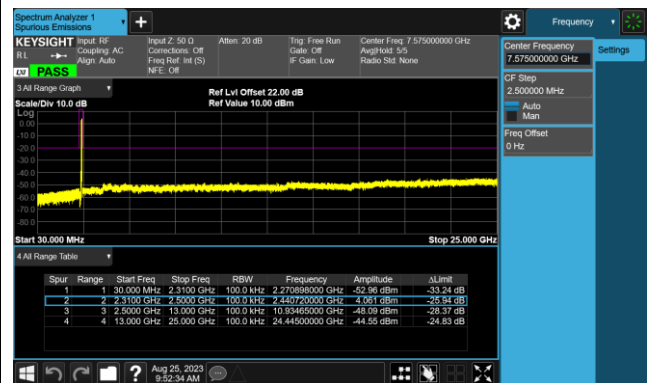
802.11 n20 CH01 (2412MHz)



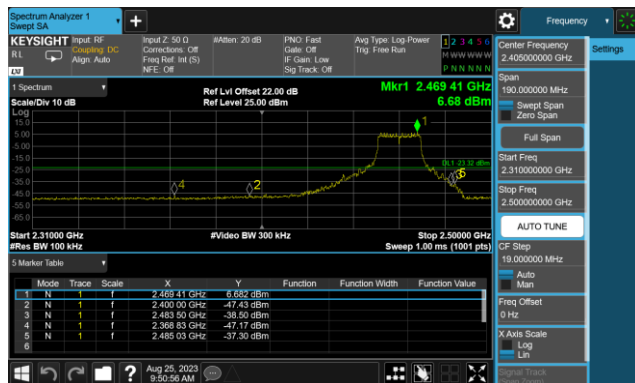
802.11 n20 CH06 (2437MHz)



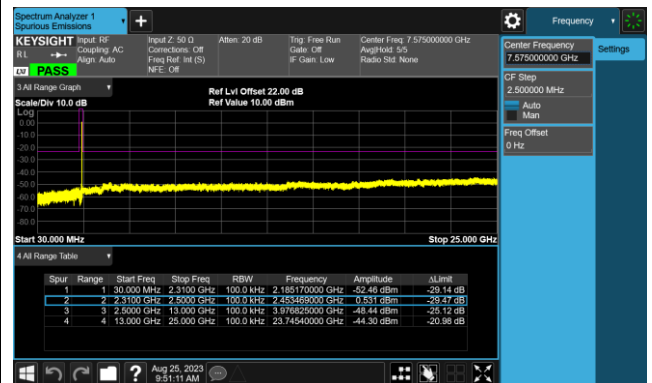
802.11 n20 CH06 (2437MHz)



802.11 n20 CH11 (2462MHz)



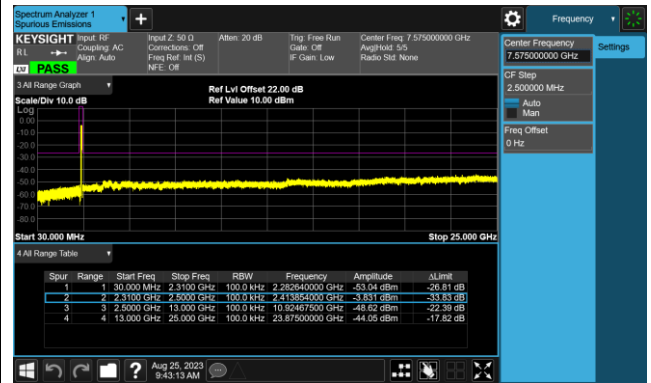
802.11 n20 CH11 (2462MHz)



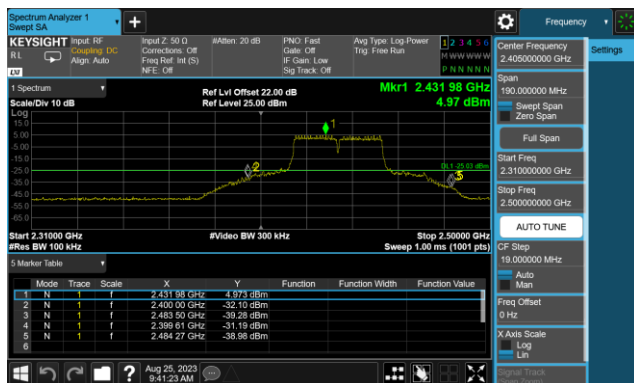
802.11 n40 CH03 (2422MHz)



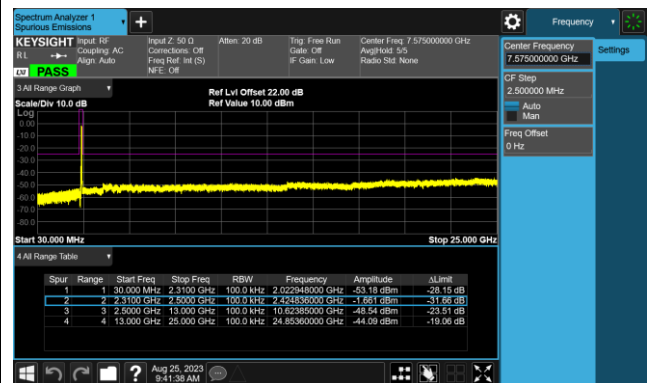
802.11 n40 CH03 (2422MHz)



802.11 n40 CH06 (2437MHz)



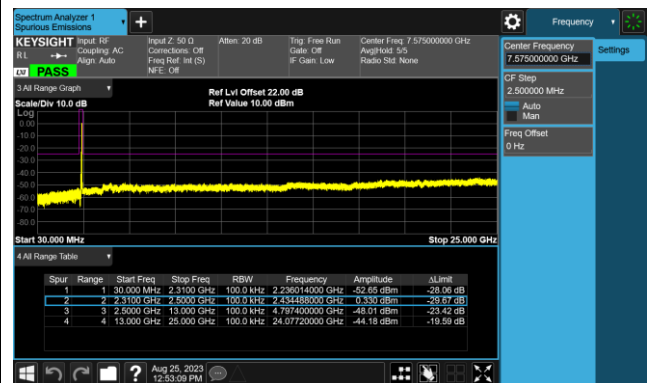
802.11 n40 CH06 (2437MHz)



802.11 n40 CH09 (2452MHz)



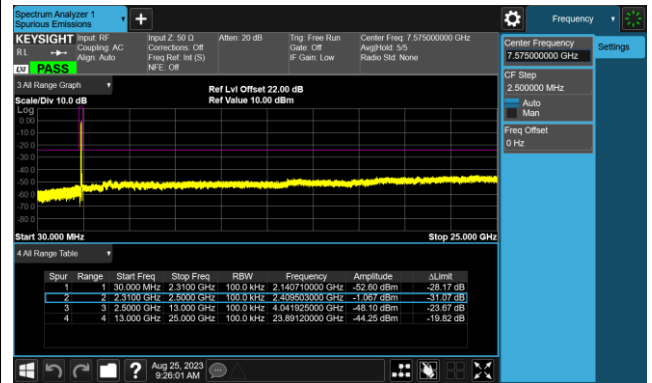
802.11 n40 CH09 (2452MHz)



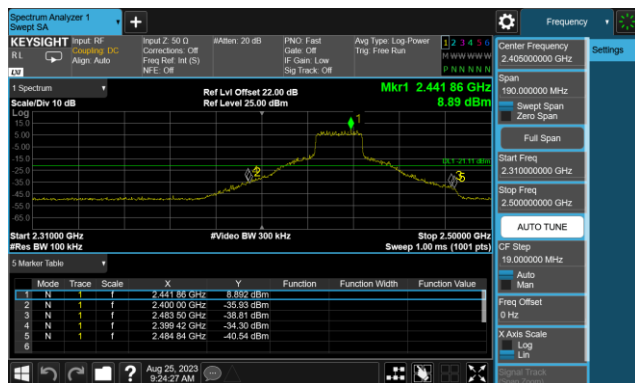
802.11 ax20 CH01 (2412MHz)



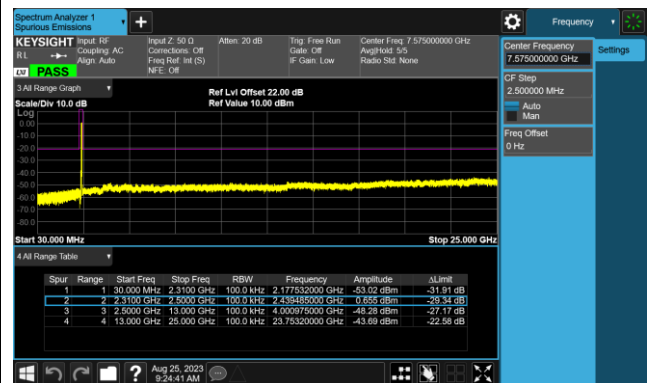
802.11 ax20 CH01 (2412MHz)



802.11 ax20 CH06 (2437MHz)



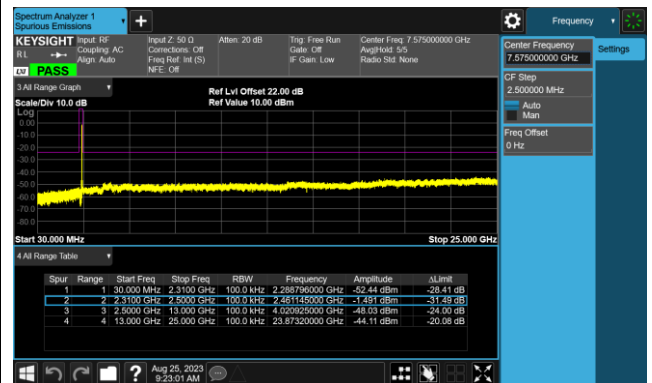
802.11 ax20 CH06 (2437MHz)



802.11 ax20 CH11 (2462MHz)



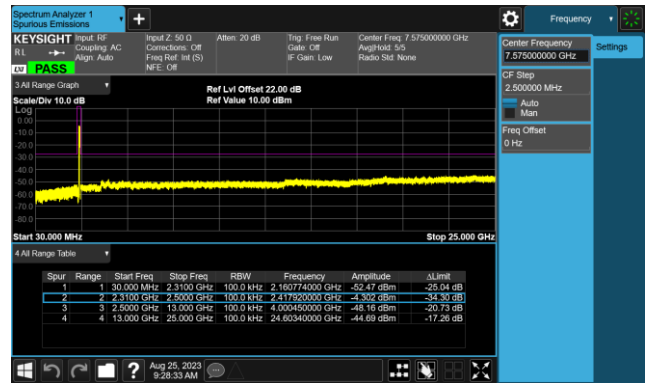
802.11 ax20 CH11 (2462MHz)



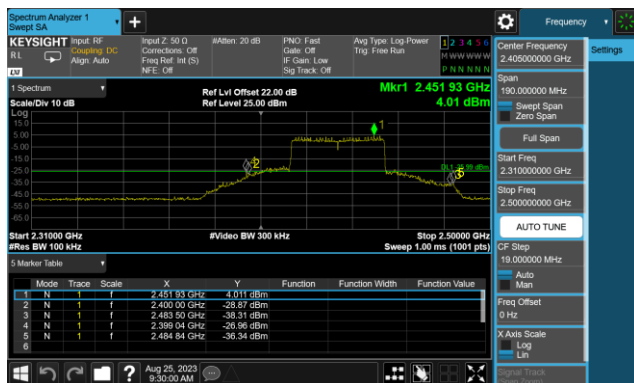
802.11 ax40 CH03 (2422MHz)



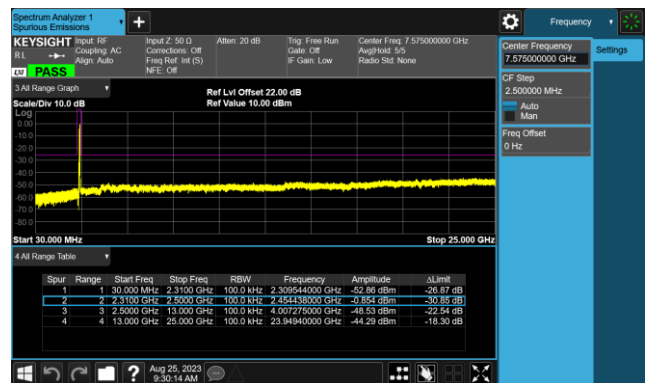
802.11 ax40 CH03 (2422MHz)



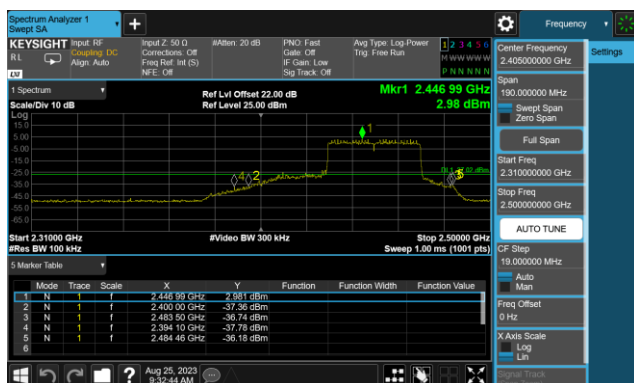
802.11 ax40 CH06 (2437MHz)



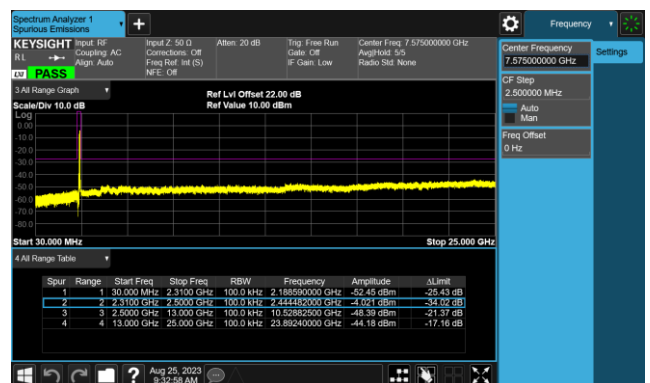
802.11 ax40 CH06 (2437MHz)



802.11 ax40 CH09 (2452MHz)



802.11 ax40 CH09 (2452MHz)

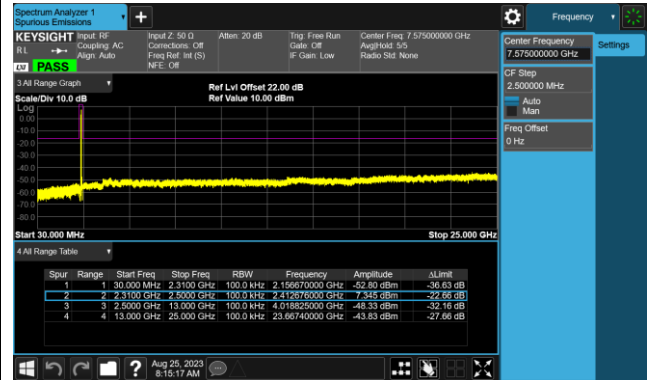


Ant 1

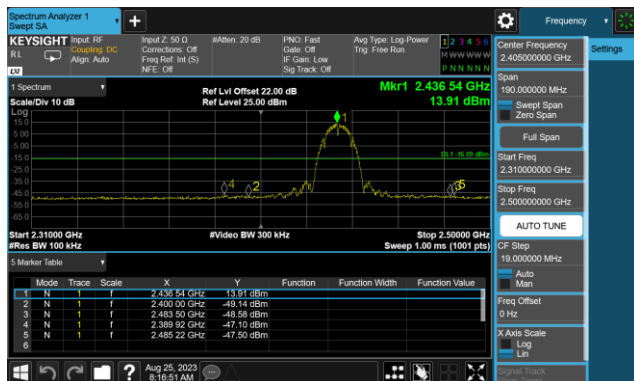
802.11 b CH01 (2412MHz)



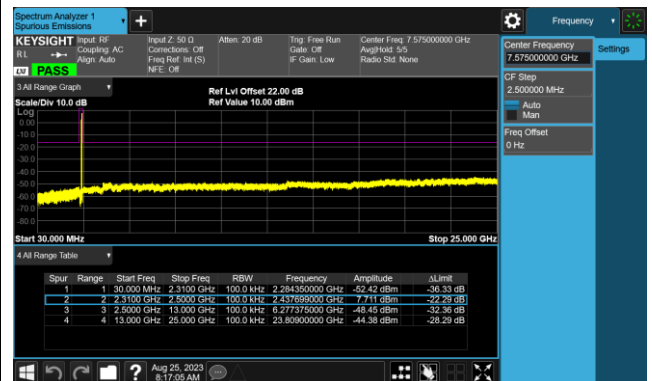
802.11 b CH01 (2412MHz)



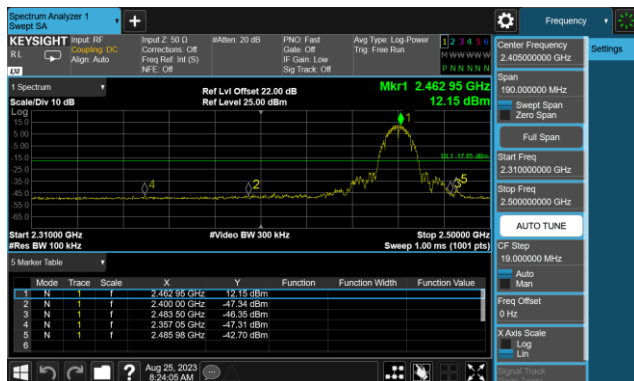
802.11 b CH06 (2437MHz)



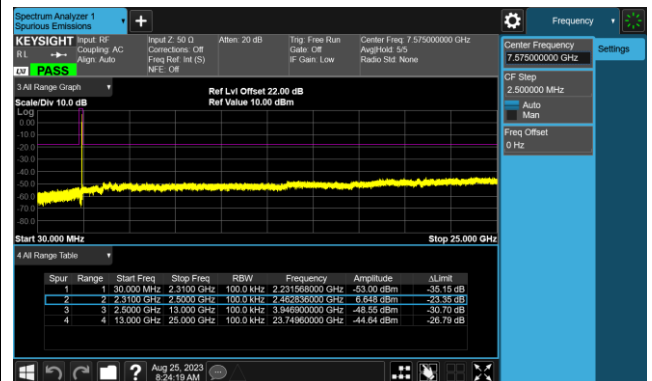
802.11 b CH06 (2437MHz)



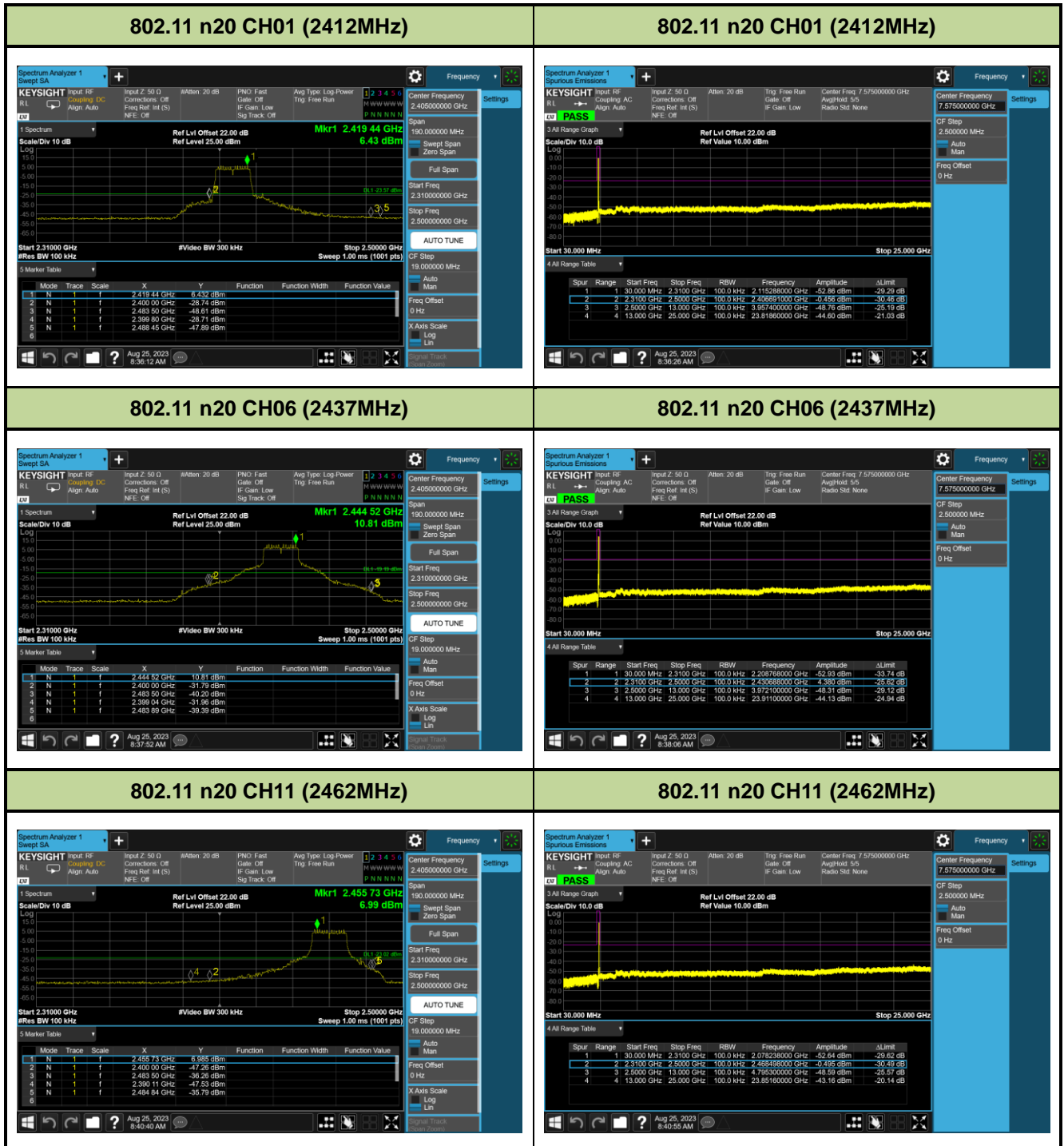
802.11 b CH11 (2462MHz)



802.11 b CH11 (2462MHz)



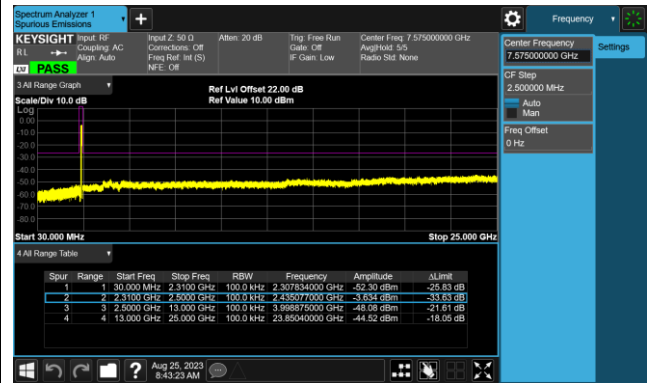




802.11 n40 CH03 (2422MHz)



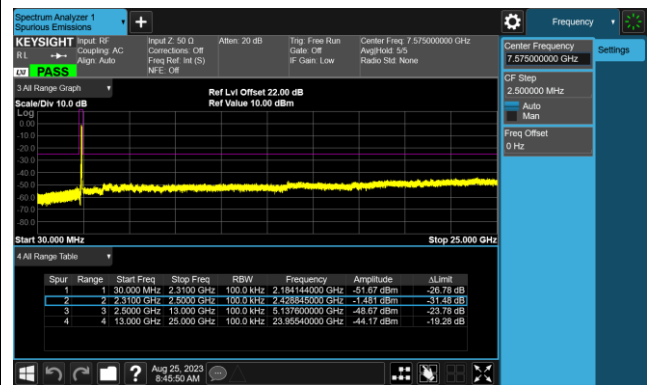
802.11 n40 CH03 (2422MHz)



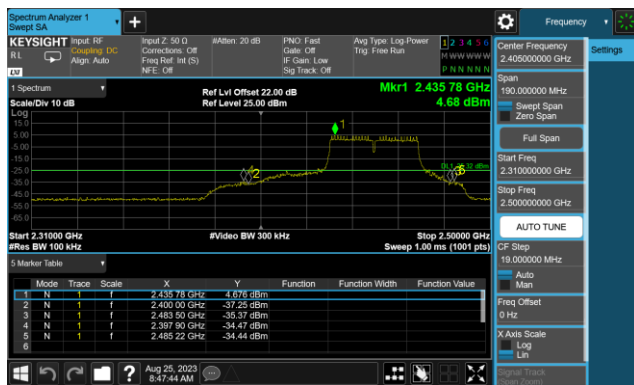
802.11 n40 CH06 (2437MHz)



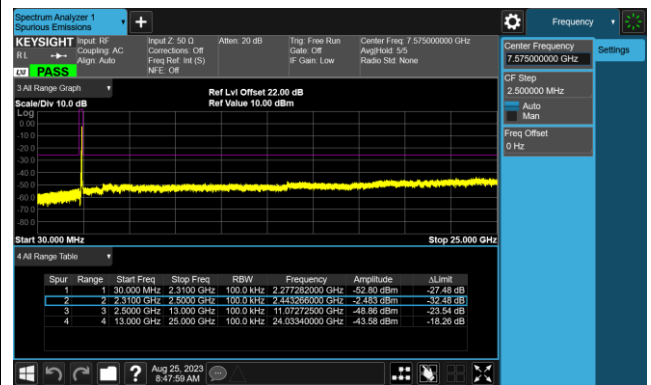
802.11 n40 CH06 (2437MHz)



802.11 n40 CH09 (2452MHz)



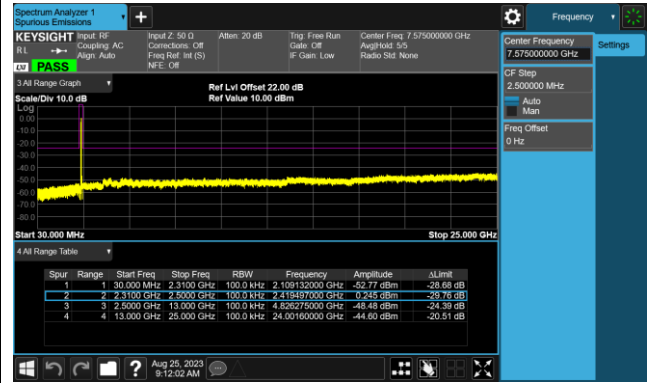
802.11 n40 CH09 (2452MHz)



802.11 ax20 CH01 (2412MHz)



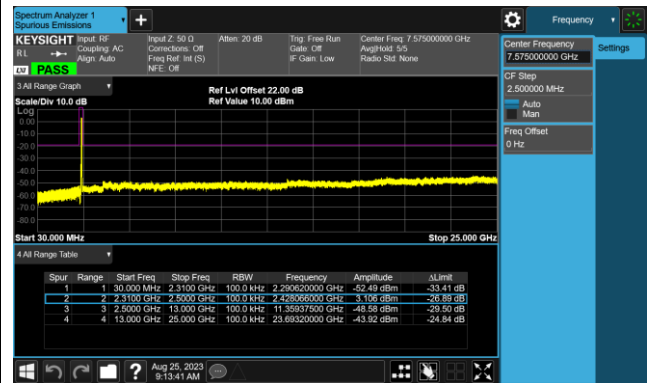
802.11 ax20 CH01 (2412MHz)



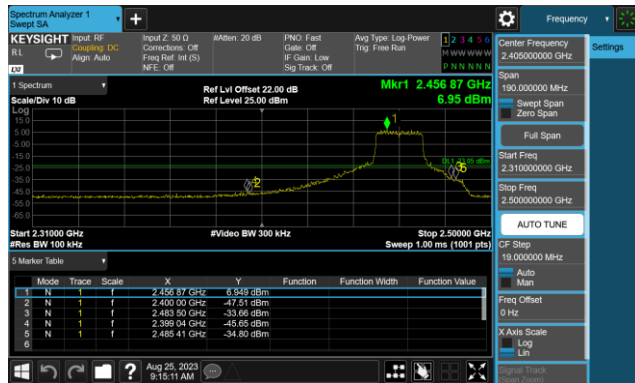
802.11 ax20 CH06 (2437MHz)



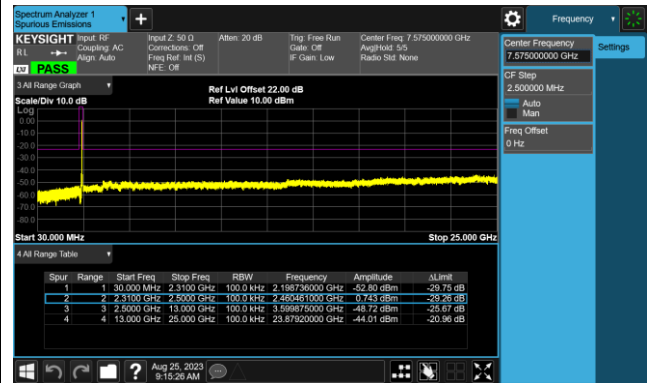
802.11 ax20 CH06 (2437MHz)



802.11 ax20 CH11 (2462MHz)



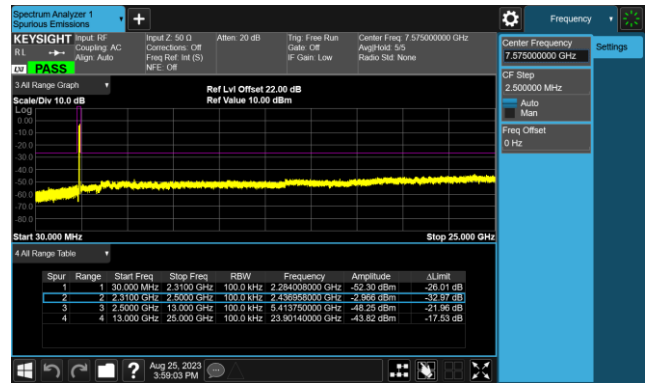
802.11 ax20 CH11 (2462MHz)



802.11 ax40 CH03 (2422MHz)



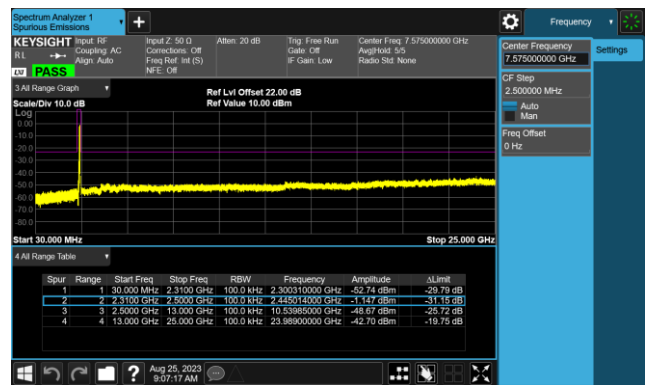
802.11 ax40 CH03 (2422MHz)



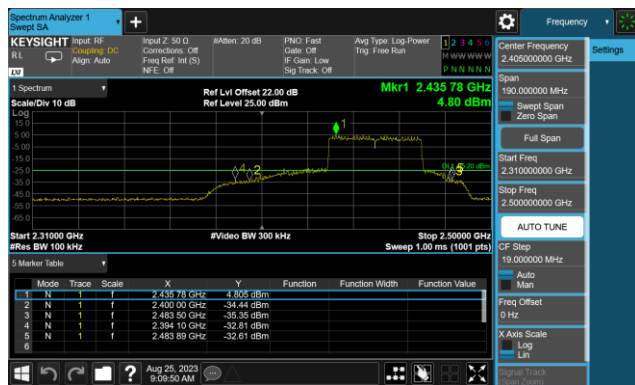
802.11 ax40 CH06 (2437MHz)



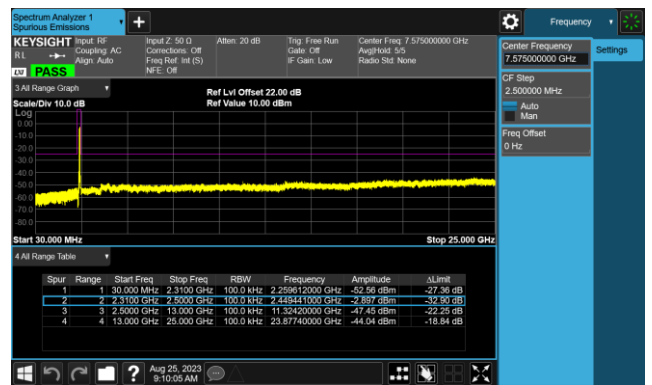
802.11 ax40 CH06 (2437MHz)



802.11 ax40 CH09 (2452MHz)



802.11 ax40 CH09 (2452MHz)



7.6. Radiated Spurious Emission Measurement

7.6.1. Test Limit

All out of band emissions appearing in a restricted band as specified in Section 15.205 of the Title 47CFR must not exceed the limits shown in Table per Section 15.209.

FCC Part 15 Subpart C Paragraph 15.209		
Frequency [MHz]	Field Strength [Uv/m]	Measured Distance [Meters]
0.009 - 0.490	2400/F (kHz)	300
0.490 - 1.705	24000/F (kHz)	30
1.705 - 30	30	30
30 - 88	100	3
88 - 216	150	3
216 - 960	200	3
Above 960	500	3

7.6.2. Test Procedure Used

ANSI C63.10 - 2013 Section 6.3 (General Requirements)

ANSI C63.10 - 2013 Section 6.4 (Standard test method below 30MHz)

ANSI C63.10 - 2013 Section 6.5 (Standard test method above 30MHz to 1GHz)

ANSI C63.10 - 2013 Section 6.6 (Standard test method above 1GHz)

7.6.3. Test Setting

Table 1 - RBW as a function of frequency

Frequency	RBW
9 ~ 150 kHz	200 ~ 300 Hz
0.15 ~ 30 MHz	9 ~ 10 kHz
30 ~ 1000 MHz	100 ~ 120 kHz
> 1000MHz	1MHz

Quasi-Peak Measurements below 1GHz

1. Analyzer center frequency was set to the frequency of the radiated spurious emission of interest
2. Span was set greater than 1MHz
3. RBW = as specified in Table 1
4. Detector = CISPR quasi-peak
5. Sweep time = auto couple
6. Trace was allowed to stabilize

Peak Measurements above 1GHz

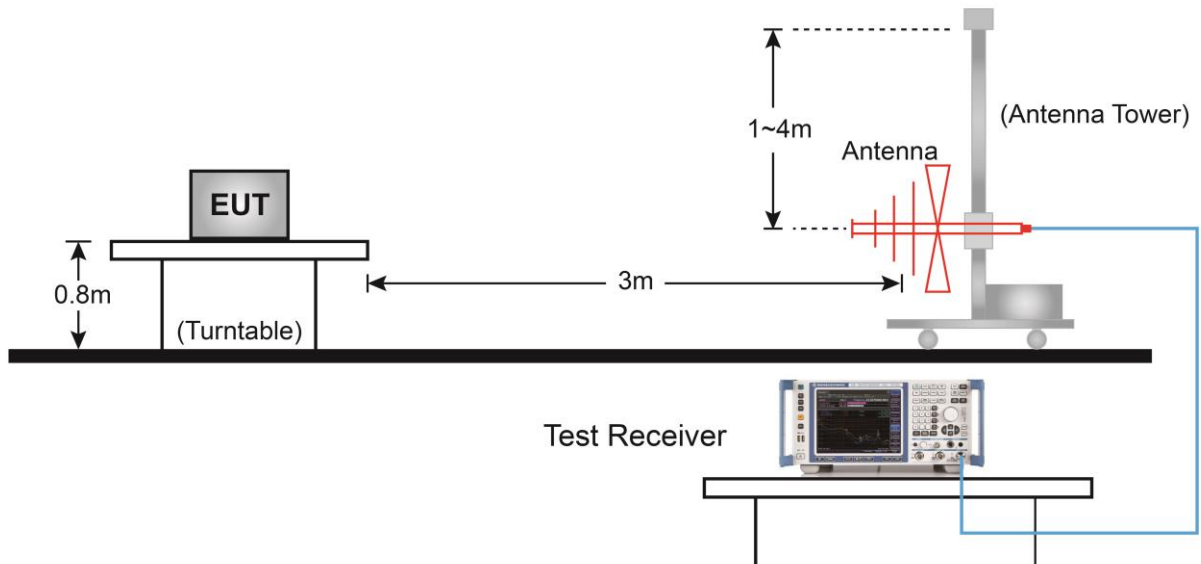
1. Analyzer center frequency was set to the frequency of the radiated spurious emission of interest
2. RBW = 1MHz
3. VBW = 3MHz
4. Detector = peak
5. Sweep time = auto couple
6. Trace mode = max hold
7. Trace was allowed to stabilize

Average Measurements above 1GHz (Method VB)

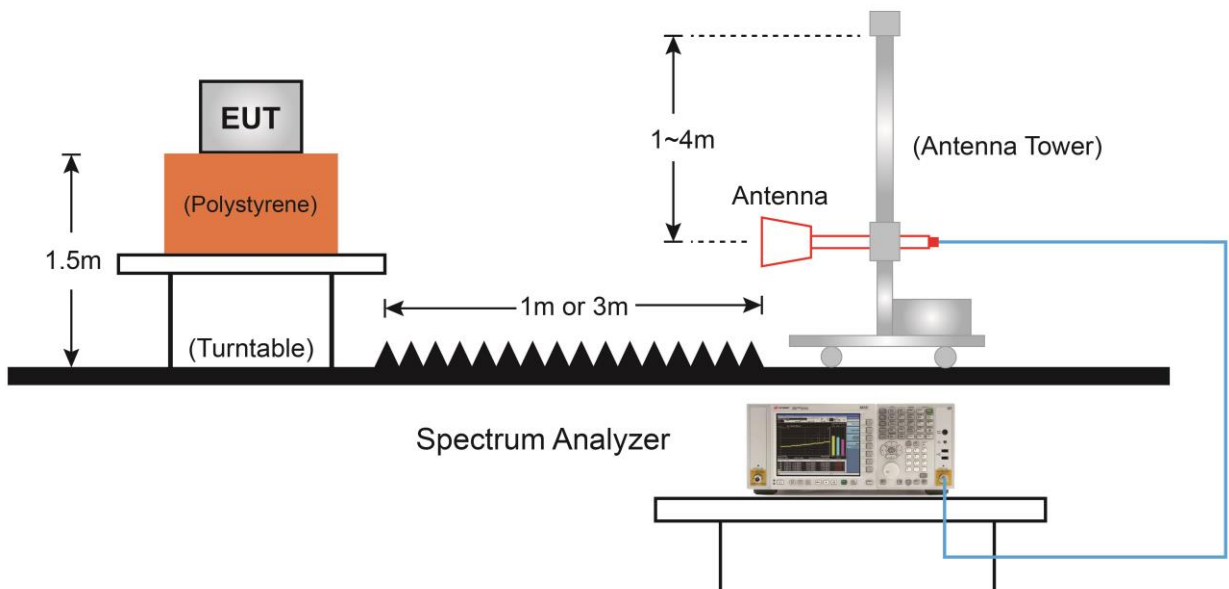
1. Analyzer center frequency was set to the frequency of the radiated spurious emission of interest
2. RBW = 1MHz
3. VBW; If the EUT is configured to transmit with duty cycle $\geq 98\%$, set VBW = 10 Hz.
If the EUT duty cycle is $< 98\%$, set VBW $\geq 1/T$. T is the minimum transmission duration.
4. Detector = Peak
5. Sweep time = auto
6. Trace mode = max hold
7. Trace was allowed to stabilize

7.6.4. Test Setup

Below 1GHz Test Setup:

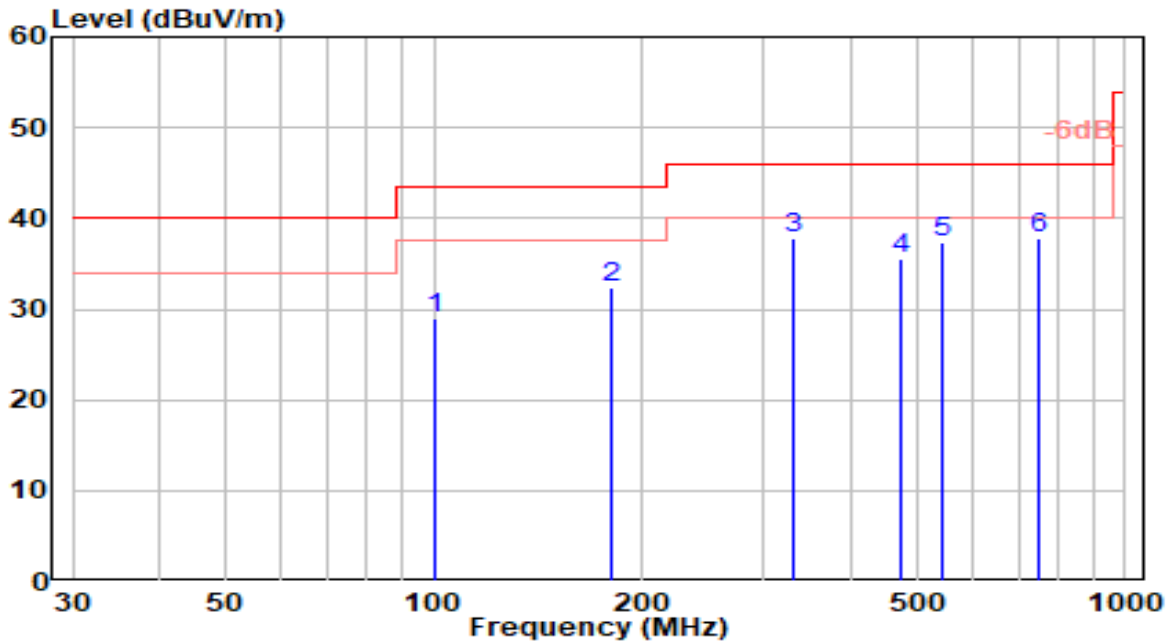


Above 1GHz Test Setup:



7.6.5. Test Result

EUT	Omada 4G+Cat6 AX3000 Gigabit VPN Router	Date of Test	2023-08-18
Factor	VULB 9162	Temp. / Humidity	23°C /62%
Polarity	Horizontal	Site / Test Engineer	AC2 / Stanley
Test Mode	802.11n-20MHz_TX_CH 6_ANT 0+1	Test Voltage	AC 120V/60Hz

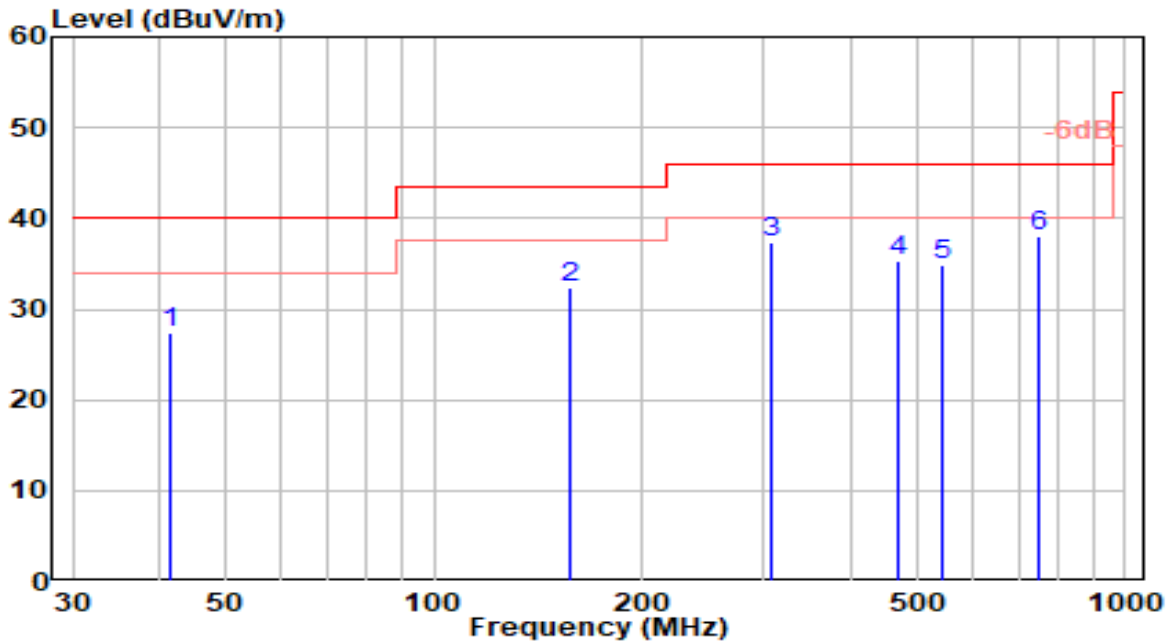


No	Frequency (MHz)	Reading (dBUV)	C.F (dB/m)	Measurement (dBUV/m)	Margin (dB)	Limit (dBUV/m)	Height (cm)	Angle (deg)	Remark (QP/PK/AV)
1	100.310	10.56	18.41	28.97	-14.53	43.50	150	108	QP
2	181.160	15.83	16.43	32.26	-11.24	43.50	200	328	QP
3	329.810	16.22	21.58	37.80	-8.20	46.00	150	28	QP
4	472.280	11.43	24.15	35.58	-10.42	46.00	150	190	QP
5	543.850	11.83	25.47	37.30	-8.70	46.00	100	36	QP
6	* 748.030	9.14	28.77	37.90	-8.10	46.00	200	13	QP

Note:

- "*", means this data is the worst emission level.
- C.F (Correction Factor) = Antenna Factor (dB/m) + Cable Loss (dB).
- Measurement (dBUV/m) = Reading(dBUV) + C.F (Correction Factor).
- The emission levels of other frequencies are very lower than the limit and not show in test report.

EUT	Omada 4G+Cat6 AX3000 Gigabit VPN Router	Date of Test	2023-08-18
Factor	VULB 9162	Temp. / Humidity	23°C /62%
Polarity	Vertical	Site / Test Engineer	AC2 / Stanley
Test Mode	802.11n-20MHz_TX_CH 6_ANT 0+1	Test Voltage	AC 120V/60Hz

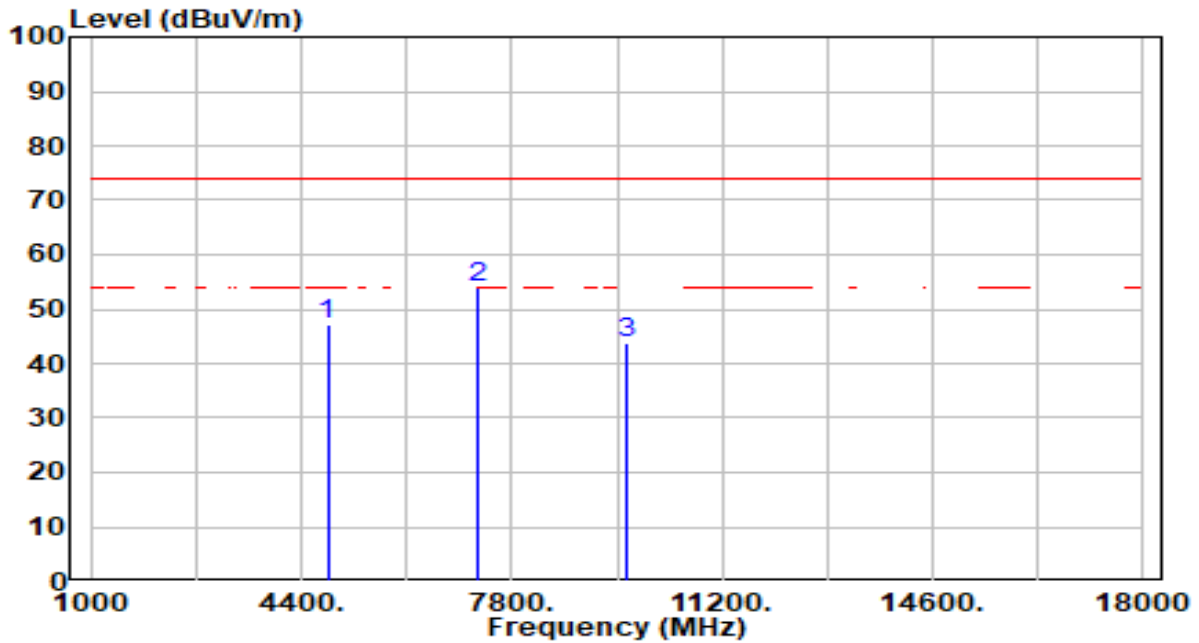


No	Frequency (MHz)	Reading (dBuV)	C.F (dB/m)	Measurement (dBuV/m)	Margin (dB)	Limit (dBuV/m)	Height (cm)	Angle (deg)	Remark (QP/PK/AV)
1	41.500	7.72	19.62	27.34	-12.66	40.00	100	106	QP
2	156.870	16.95	15.32	32.28	-11.22	43.50	200	117	QP
3	308.050	16.59	20.78	37.37	-8.63	46.00	150	3	QP
4	471.300	11.23	24.13	35.36	-10.64	46.00	100	95	QP
5	545.000	9.27	25.49	34.76	-11.24	46.00	200	159	QP
6	* 747.360	9.31	28.75	38.06	-7.94	46.00	150	51	QP

Note:

1. " *", means this data is the worst emission level.
2. C.F (Correction Factor) = Antenna Factor (dB/m) + Cable Loss (dB).
3. Measurement (dBuV/m) = Reading(dBuV) + C.F (Correction Factor).
4. The emission levels of other frequencies are very lower than the limit and not show in test report.

EUT	Omada 4G+Cat6 AX3000 Gigabit VPN Router	Date of Test	2023-08-25
Factor	DRH18-E	Temp. / Humidity	23°C /62%
Polarity	Horizontal	Site / Test Engineer	AC2 / Stanley
Test Mode	802.11b_TX_CH 1_ANT 0+1	Test Voltage	AC 120V/60Hz

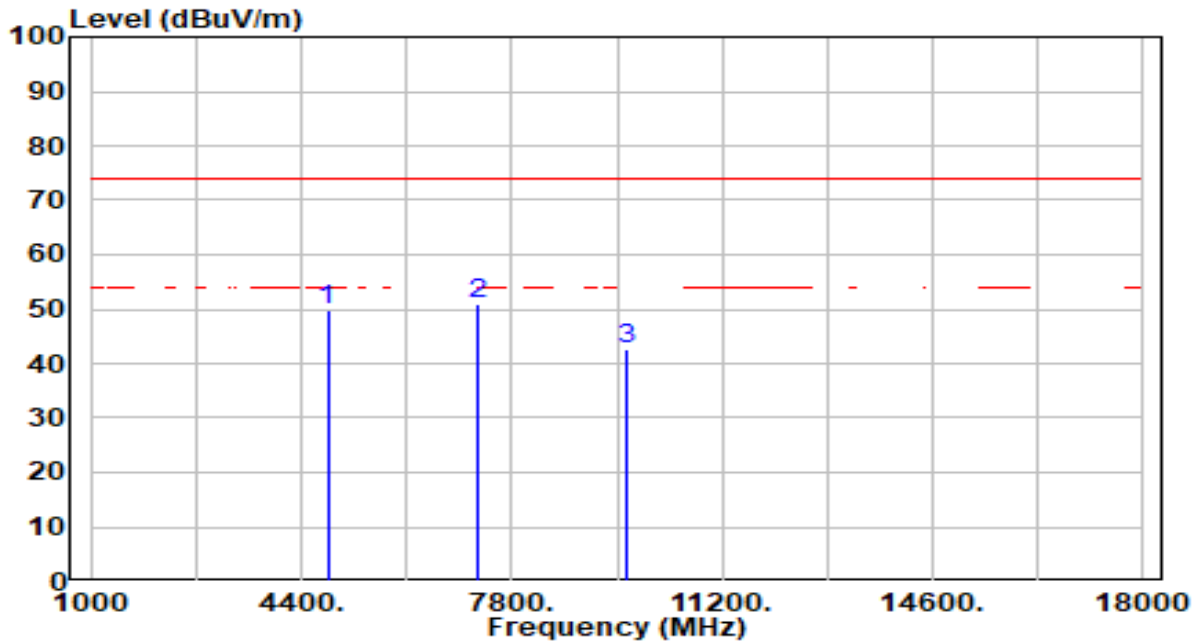


No	Frequency (MHz)	Reading (dBuV)	C.F (dB/m)	Measurement (dBuV/m)	Margin (dB)	Limit (dBuV/m)	Height (cm)	Angle (deg)	Remark (QP/PK/AV)
1	4824.000	60.24	-13.15	47.09	-26.91	74.00	200	129	Peak
2	* 7236.000	61.58	-7.55	54.03	-19.97	74.00	100	221	Peak
3	9648.000	50.77	-6.99	43.78	-30.22	74.00	199	360	Peak

Note:

1. " *", means this data is the worst emission level.
2. C.F (Correction Factor) = Antenna Factor (dB/m) + Cable Loss (dB) – Preamplifier(dB).
3. Measurement (dBuV/m) = Reading(dBuV) + C.F (Correction Factor).
4. The emission levels of other frequencies are very lower than the limit and not show in test report.

EUT	Omada 4G+Cat6 AX3000 Gigabit VPN Router	Date of Test	2023-08-25
Factor	DRH18-E	Temp. / Humidity	23°C /62%
Polarity	Vertical	Site / Test Engineer	AC2 / Stanley
Test Mode	802.11b_TX_CH 1_ANT 0+1	Test Voltage	AC 120V/60Hz

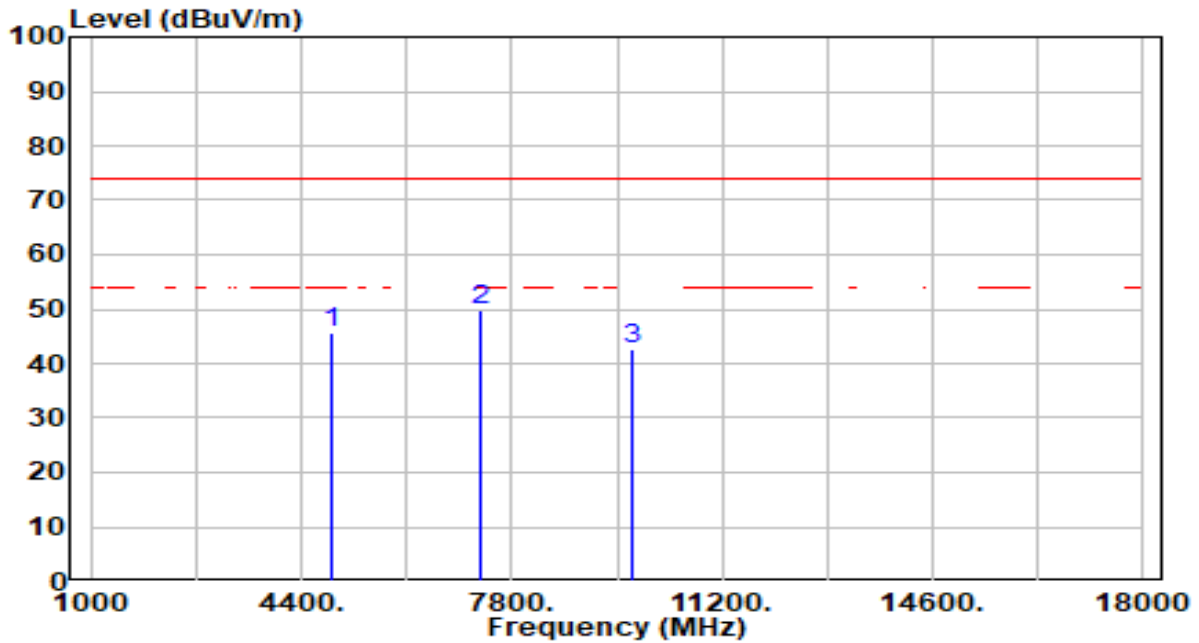


No	Frequency (MHz)	Reading (dBuV)	C.F (dB/m)	Measurement (dBuV/m)	Margin (dB)	Limit (dBuV/m)	Height (cm)	Angle (deg)	Remark (QP/PK/AV)
1	4824.000	62.90	-13.15	49.76	-24.24	74.00	100	206	Peak
2	* 7236.000	58.42	-7.55	50.87	-23.13	74.00	200	193	Peak
3	9648.000	49.69	-6.99	42.70	-31.30	74.00	100	214	Peak

Note:

1. " *", means this data is the worst emission level.
2. C.F (Correction Factor) = Antenna Factor (dB/m) + Cable Loss (dB) – Preamplifier(dB).
3. Measurement (dBuV/m) = Reading(dBuV) + C.F (Correction Factor).
4. The emission levels of other frequencies are very lower than the limit and not show in test report.

EUT	Omada 4G+Cat6 AX3000 Gigabit VPN Router	Date of Test	2023-08-25
Factor	DRH18-E	Temp. / Humidity	23°C /62%
Polarity	Horizontal	Site / Test Engineer	AC2 / Stanley
Test Mode	802.11b_TX_CH 6_ANT 0+1	Test Voltage	AC 120V/60Hz

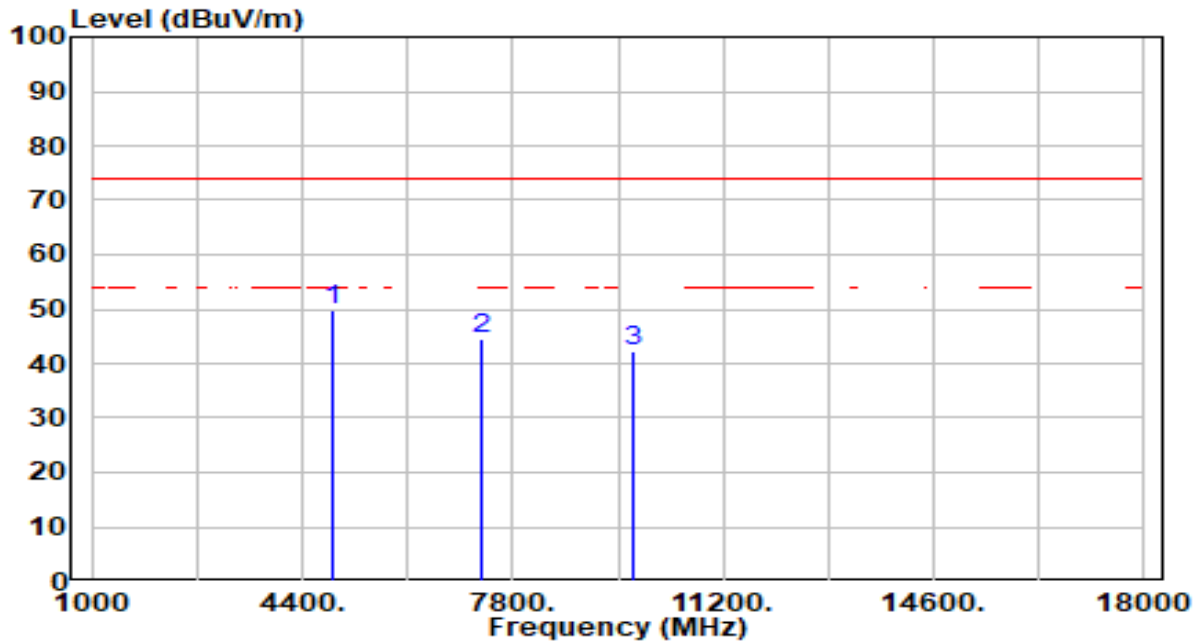


No	Frequency (MHz)	Reading (dBuV)	C.F (dB/m)	Measurement (dBuV/m)	Margin (dB)	Limit (dBuV/m)	Height (cm)	Angle (deg)	Remark (QP/PK/AV)
1	4874.000	58.59	-13.00	45.59	-28.41	74.00	100	77	Peak
2	* 7311.000	57.11	-7.46	49.65	-24.35	74.00	100	220	Peak
3	9748.000	49.66	-6.87	42.79	-31.21	74.00	100	136	Peak

Note:

1. " *", means this data is the worst emission level.
2. C.F (Correction Factor) = Antenna Factor (dB/m) + Cable Loss (dB) – Preamplifier(dB).
3. Measurement (dBuV/m) = Reading(dBuV) + C.F (Correction Factor).
4. The emission levels of other frequencies are very lower than the limit and not show in test report.

EUT	Omada 4G+Cat6 AX3000 Gigabit VPN Router	Date of Test	2023-08-25
Factor	DRH18-E	Temp. / Humidity	23°C /62%
Polarity	Vertical	Site / Test Engineer	AC2 / Stanley
Test Mode	802.11b_TX_CH 6_ANT 0+1	Test Voltage	AC 120V/60Hz

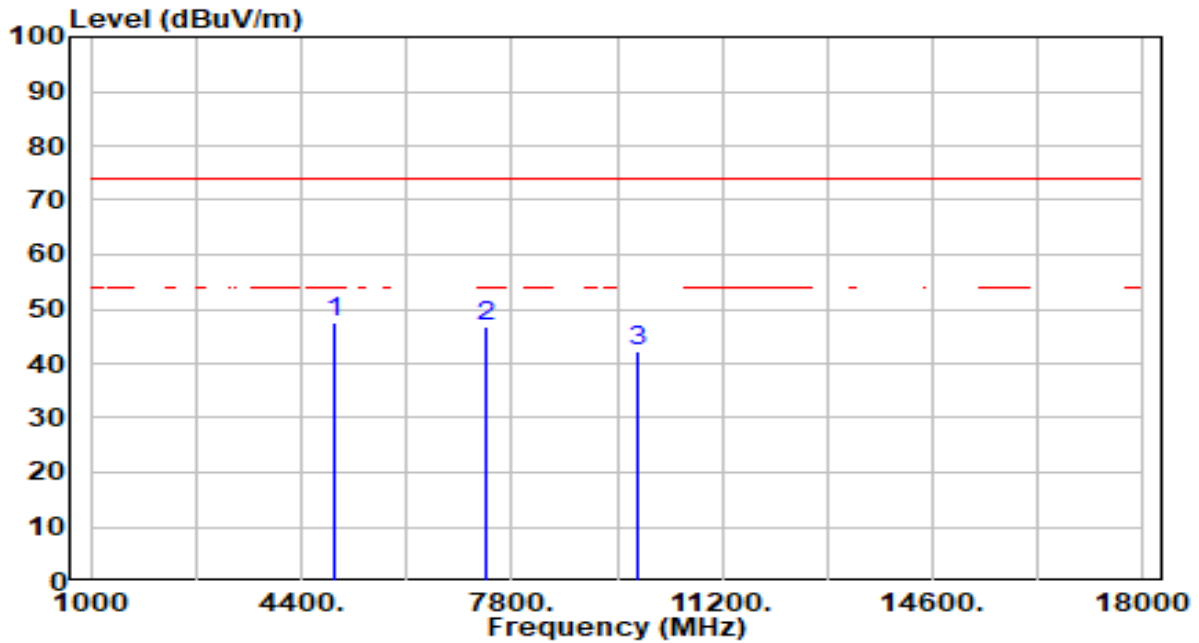


No	Frequency (MHz)	Reading (dBuV)	C.F (dB/m)	Measurement (dBuV/m)	Margin (dB)	Limit (dBuV/m)	Height (cm)	Angle (deg)	Remark (QP/PK/AV)	
1	*	4874.000	62.68	-13.00	49.68	-24.32	74.00	100	152	Peak
2		7311.000	51.99	-7.46	44.53	-29.47	74.00	100	54	Peak
3		9748.000	49.18	-6.87	42.31	-31.69	74.00	100	168	Peak

Note:

1. " *", means this data is the worst emission level.
2. C.F (Correction Factor) = Antenna Factor (dB/m) + Cable Loss (dB) – Preamplifier(dB).
3. Measurement (dBuV/m) = Reading(dBuV) + C.F (Correction Factor).
4. The emission levels of other frequencies are very lower than the limit and not show in test report.

EUT	Omada 4G+Cat6 AX3000 Gigabit VPN Router	Date of Test	2023-08-25
Factor	DRH18-E	Temp. / Humidity	23°C /62%
Polarity	Horizontal	Site / Test Engineer	AC2 / Stanley
Test Mode	802.11b_TX_CH 11_ANT 0+1	Test Voltage	AC 120V/60Hz

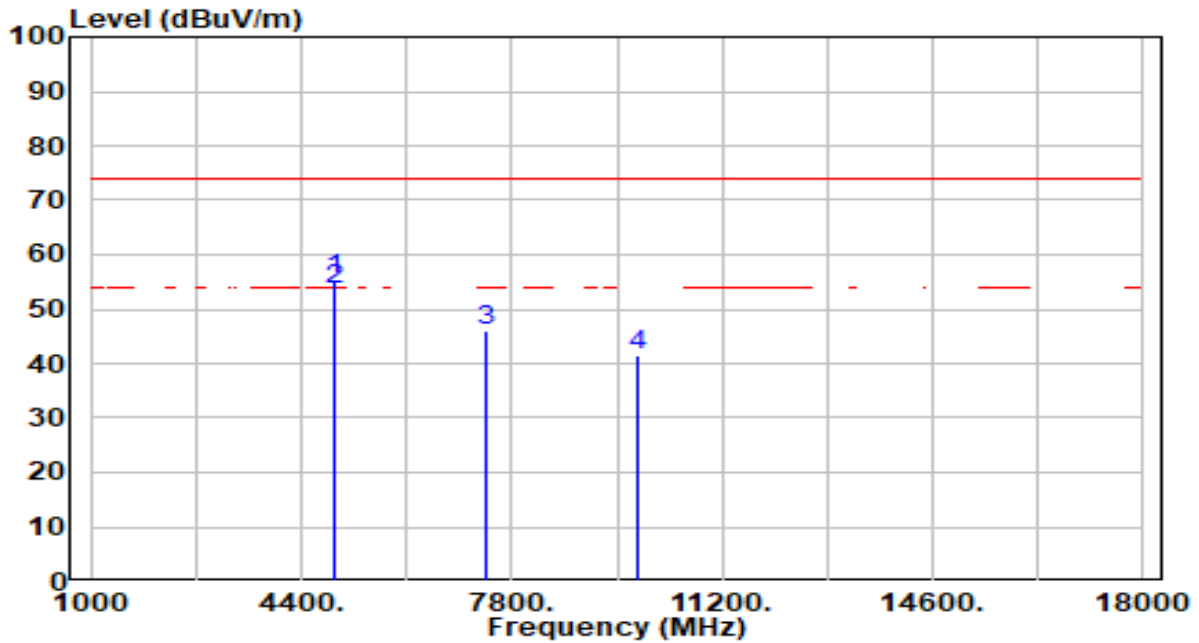


No	Frequency (MHz)	Reading (dBUV)	C.F (dB/m)	Measurement (dBUV/m)	Margin (dB)	Limit (dBUV/m)	Height (cm)	Angle (deg)	Remark (QP/PK/AV)	
1	*	4924.000	60.48	-12.86	47.62	-26.38	74.00	100	122	Peak
2		7386.000	54.30	-7.37	46.93	-27.07	74.00	100	335	Peak
3		9848.000	48.99	-6.75	42.24	-31.76	74.00	100	174	Peak

Note:

1. " *", means this data is the worst emission level.
2. C.F (Correction Factor) = Antenna Factor (dB/m) + Cable Loss (dB) – Preamplifier(dB).
3. Measurement (dBUV/m) = Reading(dBUV) + C.F (Correction Factor).
4. The emission levels of other frequencies are very lower than the limit and not show in test report.

EUT	Omada 4G+Cat6 AX3000 Gigabit VPN Router	Date of Test	2023-08-25
Factor	DRH18-E	Temp. / Humidity	23°C /62%
Polarity	Vertical	Site / Test Engineer	AC2 / Stanley
Test Mode	802.11b_TX_CH 11_ANT 0+1	Test Voltage	AC 120V/60Hz

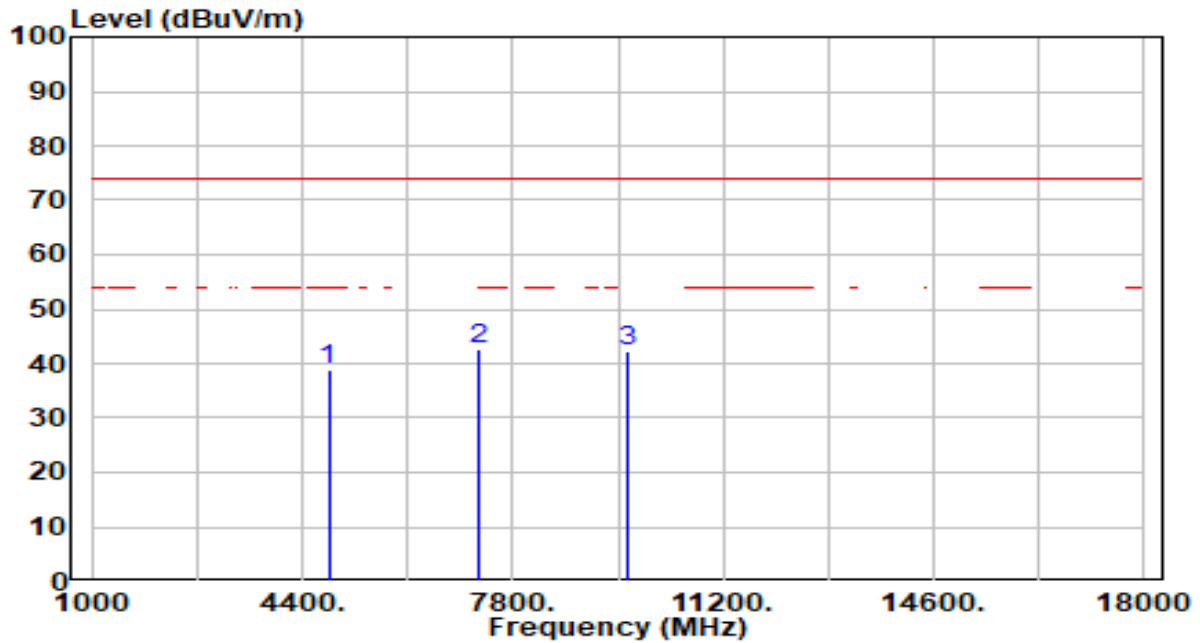


No	Frequency (MHz)	Reading (dBuV)	C.F (dB/m)	Measurement (dBuV/m)	Margin (dB)	Limit (dBuV/m)	Height (cm)	Angle (deg)	Remark (QP/PK/AV)
1	* 4924.000	68.36	-12.86	55.50	-18.50	74.00	100	196	Peak
2	* 4924.000	66.60	-12.86	53.74	-0.26	54.00	100	196	Average
3	7386.000	53.59	-7.37	46.22	-27.78	74.00	100	328	Peak
4	9848.000	48.26	-6.75	41.51	-32.49	74.00	100	146	Peak

Note:

- "*" means this data is the worst emission level.
- C.F (Correction Factor) = Antenna Factor (dB/m) + Cable Loss (dB) – Pre-amplifier(dB).
- Measurement (dBuV/m) = Reading(dBuV) + C.F (Correction Factor).
- The emission levels of other frequencies are very lower than the limit and not show in test report.

EUT	Omada 4G+Cat6 AX3000 Gigabit VPN Router	Date of Test	2023-08-25
Factor	DRH18-E	Temp. / Humidity	23°C /62%
Polarity	Horizontal	Site / Test Engineer	AC2 / Stanley
Test Mode	802.11g_TX_CH 1_ANT 0+1	Test Voltage	AC 120V/60Hz

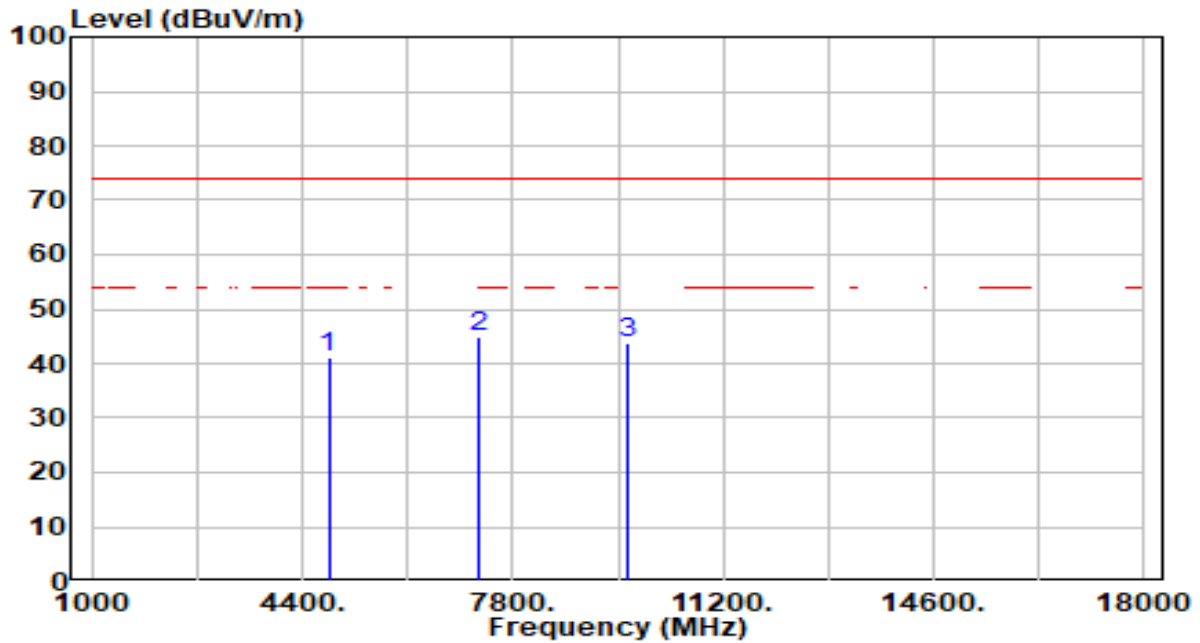


No	Frequency (MHz)	Reading (dBuV)	C.F (dB/m)	Measurement (dBuV/m)	Margin (dB)	Limit (dBuV/m)	Height (cm)	Angle (deg)	Remark (QP/PK/AV)
1	4824.000	52.10	-13.15	38.95	-35.05	74.00	100	122	Peak
2	* 7236.000	50.32	-7.55	42.77	-31.23	74.00	100	352	Peak
3	9648.000	49.10	-6.99	42.11	-31.89	74.00	100	359	Peak

Note:

1. " *", means this data is the worst emission level.
2. C.F (Correction Factor) = Antenna Factor (dB/m) + Cable Loss (dB) – Preamplifier(dB).
3. Measurement (dBuV/m) = Reading(dBuV) + C.F (Correction Factor).
4. The emission levels of other frequencies are very lower than the limit and not show in test report.

EUT	Omada 4G+Cat6 AX3000 Gigabit VPN Router	Date of Test	2023-08-25
Factor	DRH18-E	Temp. / Humidity	23°C /62%
Polarity	Vertical	Site / Test Engineer	AC2 / Stanley
Test Mode	802.11g_TX_CH 1_ANT 0+1	Test Voltage	AC 120V/60Hz

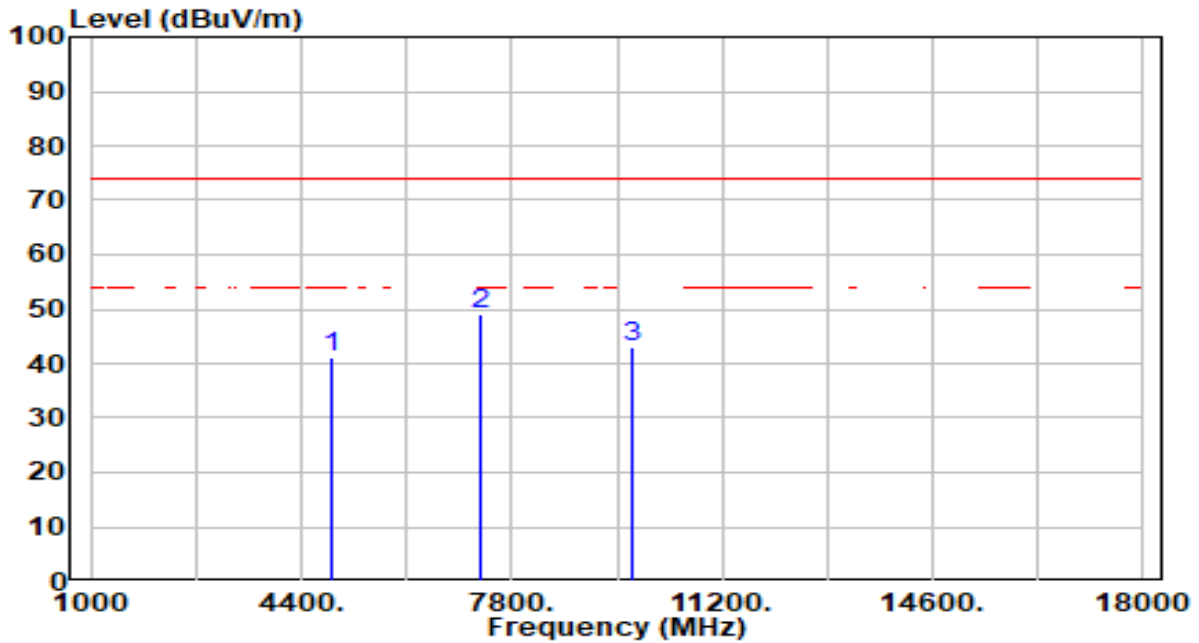


No	Frequency (MHz)	Reading (dBuV)	C.F (dB/m)	Measurement (dBuV/m)	Margin (dB)	Limit (dBuV/m)	Height (cm)	Angle (deg)	Remark (QP/PK/AV)
1	4824.000	54.17	-13.15	41.02	-32.98	74.00	100	183	Peak
2	* 7236.000	52.29	-7.55	44.74	-29.26	74.00	100	160	Peak
3	9648.000	50.58	-6.99	43.59	-30.41	74.00	100	359	Peak

Note:

1. " *", means this data is the worst emission level.
2. C.F (Correction Factor) = Antenna Factor (dB/m) + Cable Loss (dB) – Preamplifier(dB).
3. Measurement (dBuV/m) = Reading(dBuV) + C.F (Correction Factor).
4. The emission levels of other frequencies are very lower than the limit and not show in test report.

EUT	Omada 4G+Cat6 AX3000 Gigabit VPN Router	Date of Test	2023-08-25
Factor	DRH18-E	Temp. / Humidity	23°C /62%
Polarity	Horizontal	Site / Test Engineer	AC2 / Stanley
Test Mode	802.11g_TX_CH 6_ANT 0+1	Test Voltage	AC 120V/60Hz

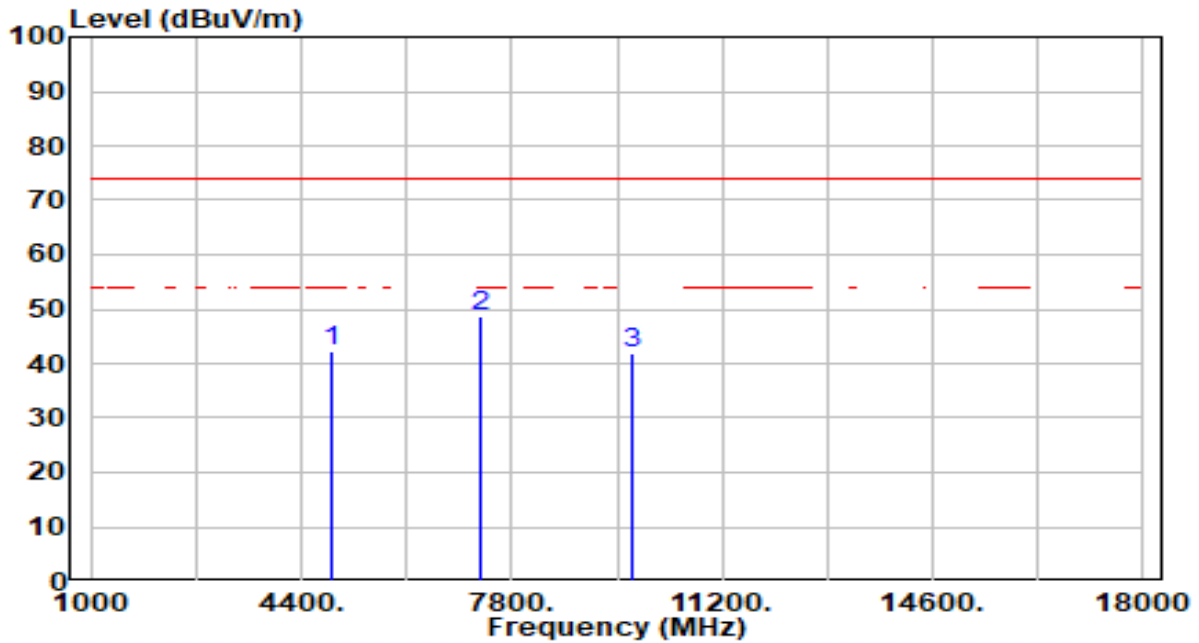


No	Frequency (MHz)	Reading (dBuV)	C.F (dB/m)	Measurement (dBuV/m)	Margin (dB)	Limit (dBuV/m)	Height (cm)	Angle (deg)	Remark (QP/PK/AV)
1	4874.000	53.99	-13.00	40.99	-33.01	74.00	100	69	Peak
2	* 7311.000	56.67	-7.46	49.21	-24.79	74.00	100	341	Peak
3	9748.000	49.80	-6.87	42.93	-31.07	74.00	100	357	Peak

Note:

1. " *", means this data is the worst emission level.
2. C.F (Correction Factor) = Antenna Factor (dB/m) + Cable Loss (dB) – Preamplifier(dB).
3. Measurement (dBuV/m) = Reading(dBuV) + C.F (Correction Factor).
4. The emission levels of other frequencies are very lower than the limit and not show in test report.

EUT	Omada 4G+Cat6 AX3000 Gigabit VPN Router	Date of Test	2023-08-25
Factor	DRH18-E	Temp. / Humidity	23°C /62%
Polarity	Vertical	Site / Test Engineer	AC2 / Stanley
Test Mode	802.11g_TX_CH 6_ANT 0+1	Test Voltage	AC 120V/60Hz

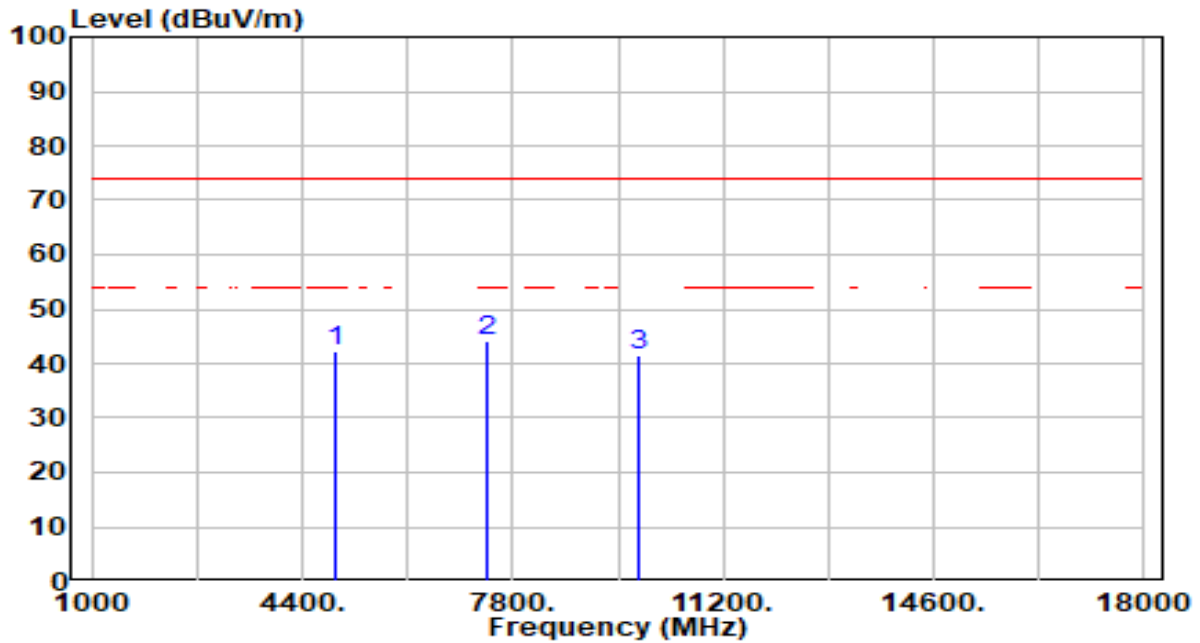


No	Frequency (MHz)	Reading (dBuV)	C.F (dB/m)	Measurement (dBuV/m)	Margin (dB)	Limit (dBuV/m)	Height (cm)	Angle (deg)	Remark (QP/PK/AV)
1	4874.000	55.46	-13.00	42.45	-31.55	74.00	100	164	Peak
2	* 7311.000	56.15	-7.46	48.69	-25.31	74.00	100	203	Peak
3	9748.000	48.59	-6.87	41.72	-32.28	74.00	100	160	Peak

Note:

1. " *", means this data is the worst emission level.
2. C.F (Correction Factor) = Antenna Factor (dB/m) + Cable Loss (dB) – Preamplifier(dB).
3. Measurement (dBuV/m) = Reading(dBuV) + C.F (Correction Factor).
4. The emission levels of other frequencies are very lower than the limit and not show in test report.

EUT	Omada 4G+Cat6 AX3000 Gigabit VPN Router	Date of Test	2023-08-25
Factor	DRH18-E	Temp. / Humidity	23°C /62%
Polarity	Horizontal	Site / Test Engineer	AC2 / Stanley
Test Mode	802.11g_TX_CH 11_ANT 0+1	Test Voltage	AC 120V/60Hz

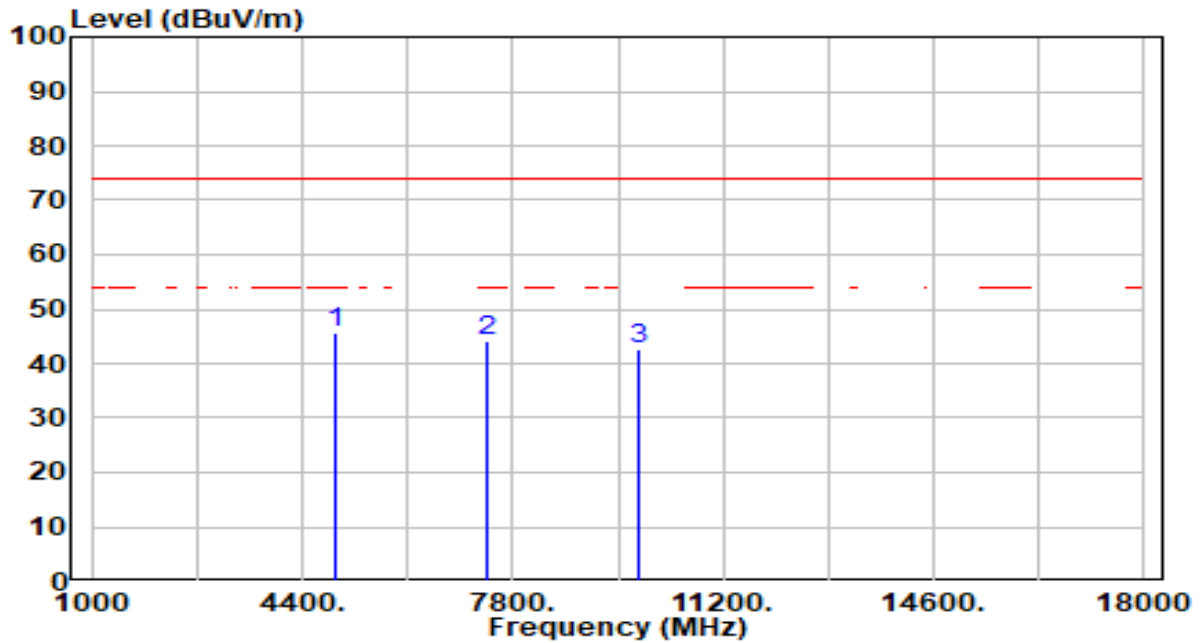


No	Frequency (MHz)	Reading (dBuV)	C.F (dB/m)	Measurement (dBuV/m)	Margin (dB)	Limit (dBuV/m)	Height (cm)	Angle (deg)	Remark (QP/PK/AV)
1	4924.000	55.26	-12.86	42.40	-31.60	74.00	100	228	Peak
2	* 7386.000	51.45	-7.37	44.08	-29.92	74.00	100	344	Peak
3	9848.000	48.16	-6.75	41.41	-32.59	74.00	100	34	Peak

Note:

1. " *", means this data is the worst emission level.
2. C.F (Correction Factor) = Antenna Factor (dB/m) + Cable Loss (dB) – Preamplifier(dB).
3. Measurement (dBuV/m) = Reading(dBuV) + C.F (Correction Factor).
4. The emission levels of other frequencies are very lower than the limit and not show in test report.

EUT	Omada 4G+Cat6 AX3000 Gigabit VPN Router	Date of Test	2023-08-25
Factor	DRH18-E	Temp. / Humidity	23°C /62%
Polarity	Vertical	Site / Test Engineer	AC2 / Stanley
Test Mode	802.11g_TX_CH 11_ANT 0+1	Test Voltage	AC 120V/60Hz

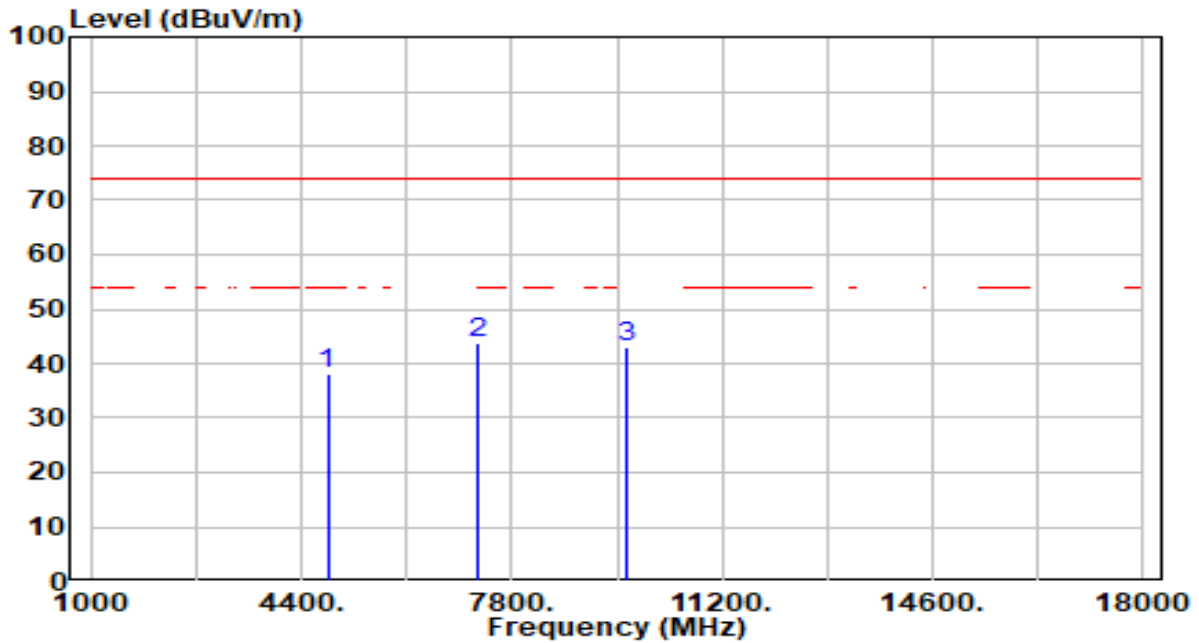


No	Frequency (MHz)	Reading (dBuV)	C.F (dB/m)	Measurement (dBuV/m)	Margin (dB)	Limit (dBuV/m)	Height (cm)	Angle (deg)	Remark (QP/PK/AV)	
1	*	4924.000	58.55	-12.86	45.69	-28.31	74.00	100	200	Peak
2		7386.000	51.65	-7.37	44.28	-29.72	74.00	100	60	Peak
3		9848.000	49.37	-6.75	42.62	-31.38	74.00	100	275	Peak

Note:

1. " *", means this data is the worst emission level.
2. C.F (Correction Factor) = Antenna Factor (dB/m) + Cable Loss (dB) – Preamplifier(dB).
3. Measurement (dBuV/m) = Reading(dBuV) + C.F (Correction Factor).
4. The emission levels of other frequencies are very lower than the limit and not show in test report.

EUT	Omada 4G+Cat6 AX3000 Gigabit VPN Router	Date of Test	2023-08-25
Factor	DRH18-E	Temp. / Humidity	23°C /62%
Polarity	Horizontal	Site / Test Engineer	AC2 / Stanley
Test Mode	802.11n-20MHz_TX_CH 1_ANT 0+1	Test Voltage	AC 120V/60Hz

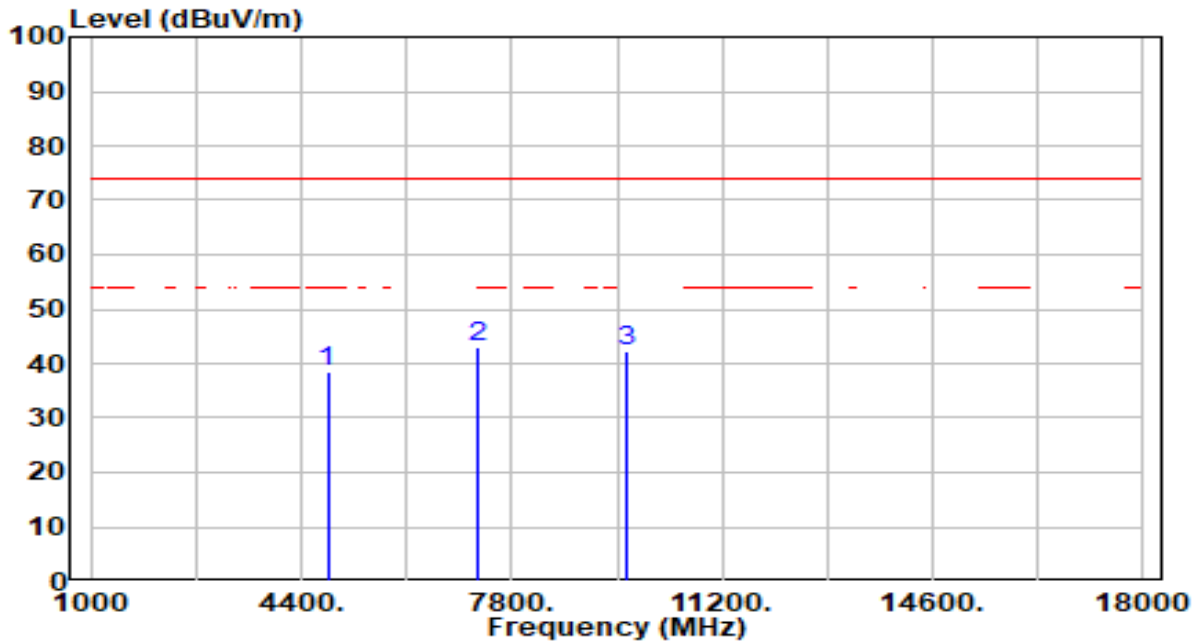


No	Frequency (MHz)	Reading (dBuV)	C.F (dB/m)	Measurement (dBuV/m)	Margin (dB)	Limit (dBuV/m)	Height (cm)	Angle (deg)	Remark (QP/PK/AV)
1	4824.000	51.18	-13.15	38.04	-35.96	74.00	100	70	Peak
2	* 7236.000	51.23	-7.55	43.68	-30.32	74.00	100	233	Peak
3	9648.000	49.97	-6.99	42.98	-31.02	74.00	100	289	Peak

Note:

1. " *", means this data is the worst emission level.
2. C.F (Correction Factor) = Antenna Factor (dB/m) + Cable Loss (dB) – Preamplifier(dB).
3. Measurement (dBuV/m) = Reading(dBuV) + C.F (Correction Factor).
4. The emission levels of other frequencies are very lower than the limit and not show in test report.

EUT	Omada 4G+Cat6 AX3000 Gigabit VPN Router	Date of Test	2023-08-25
Factor	DRH18-E	Temp. / Humidity	23°C /62%
Polarity	Vertical	Site / Test Engineer	AC2 / Stanley
Test Mode	802.11n-20MHz_TX_CH 1_ANT 0+1	Test Voltage	AC 120V/60Hz

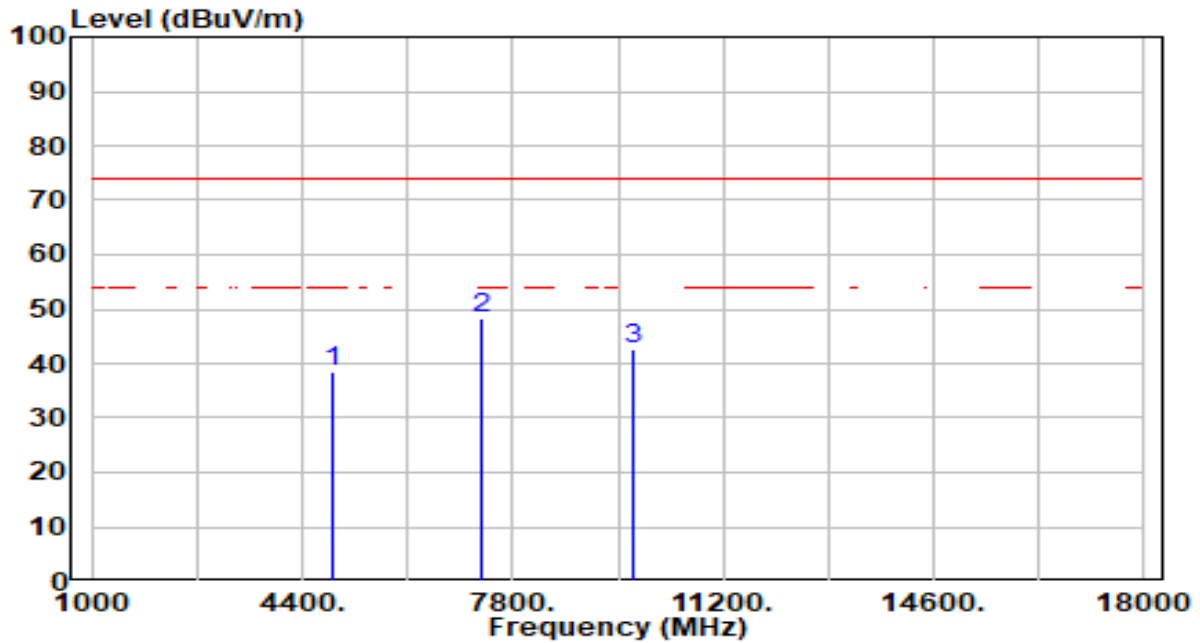


No	Frequency (MHz)	Reading (dBuV)	C.F (dB/m)	Measurement (dBuV/m)	Margin (dB)	Limit (dBuV/m)	Height (cm)	Angle (deg)	Remark (QP/PK/AV)
1	4824.000	51.60	-13.15	38.45	-35.55	74.00	100	158	Peak
2	* 7236.000	50.43	-7.55	42.87	-31.13	74.00	100	162	Peak
3	9648.000	49.19	-6.99	42.20	-31.80	74.00	100	226	Peak

Note:

1. " *", means this data is the worst emission level.
2. C.F (Correction Factor) = Antenna Factor (dB/m) + Cable Loss (dB) – Preamplifier(dB).
3. Measurement (dBuV/m) = Reading(dBuV) + C.F (Correction Factor).
4. The emission levels of other frequencies are very lower than the limit and not show in test report.

EUT	Omada 4G+Cat6 AX3000 Gigabit VPN Router	Date of Test	2023-08-25
Factor	DRH18-E	Temp. / Humidity	23°C /62%
Polarity	Horizontal	Site / Test Engineer	AC2 / Stanley
Test Mode	802.11n-20MHz_TX_CH 6_ANT 0+1	Test Voltage	AC 120V/60Hz

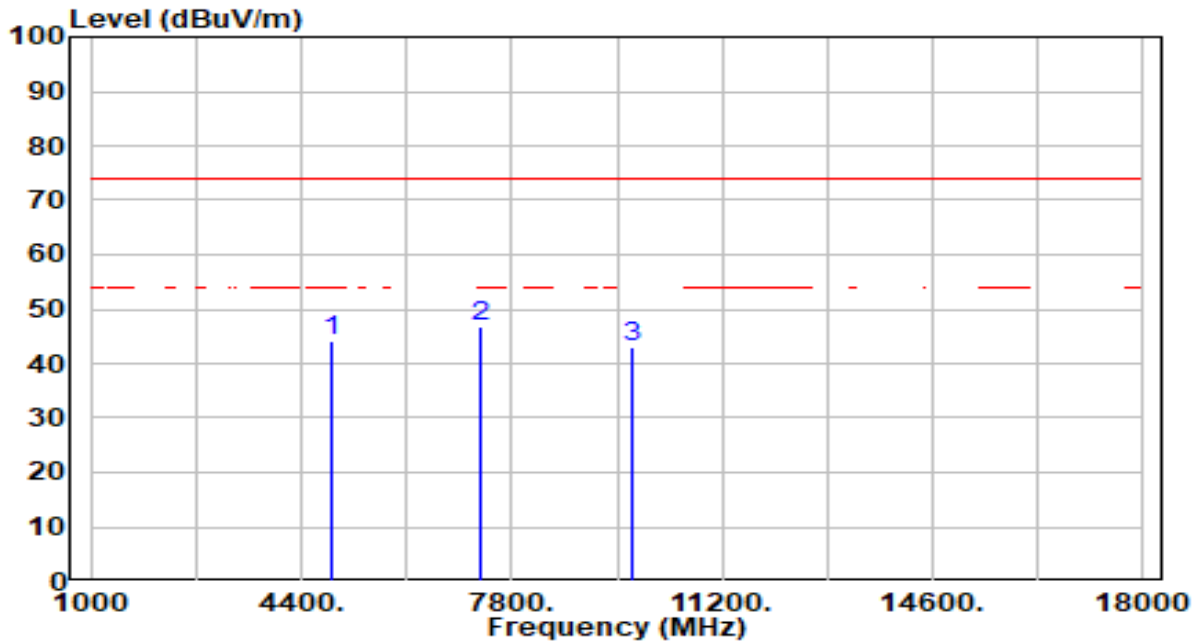


No	Frequency (MHz)	Reading (dBuV)	C.F (dB/m)	Measurement (dBuV/m)	Margin (dB)	Limit (dBuV/m)	Height (cm)	Angle (deg)	Remark (QP/PK/AV)
1	4874.000	51.53	-13.00	38.53	-35.47	74.00	100	224	Peak
2	* 7311.000	55.88	-7.46	48.42	-25.58	74.00	100	208	Peak
3	9748.000	49.44	-6.87	42.57	-31.43	74.00	100	267	Peak

Note:

1. " *", means this data is the worst emission level.
2. C.F (Correction Factor) = Antenna Factor (dB/m) + Cable Loss (dB) – Preamplifier(dB).
3. Measurement (dBuV/m) = Reading(dBuV) + C.F (Correction Factor).
4. The emission levels of other frequencies are very lower than the limit and not show in test report.

EUT	Omada 4G+Cat6 AX3000 Gigabit VPN Router	Date of Test	2023-08-25
Factor	DRH18-E	Temp. / Humidity	23°C /62%
Polarity	Vertical	Site / Test Engineer	AC2 / Stanley
Test Mode	802.11n-20MHz_TX_CH 6_ANT 0+1	Test Voltage	AC 120V/60Hz

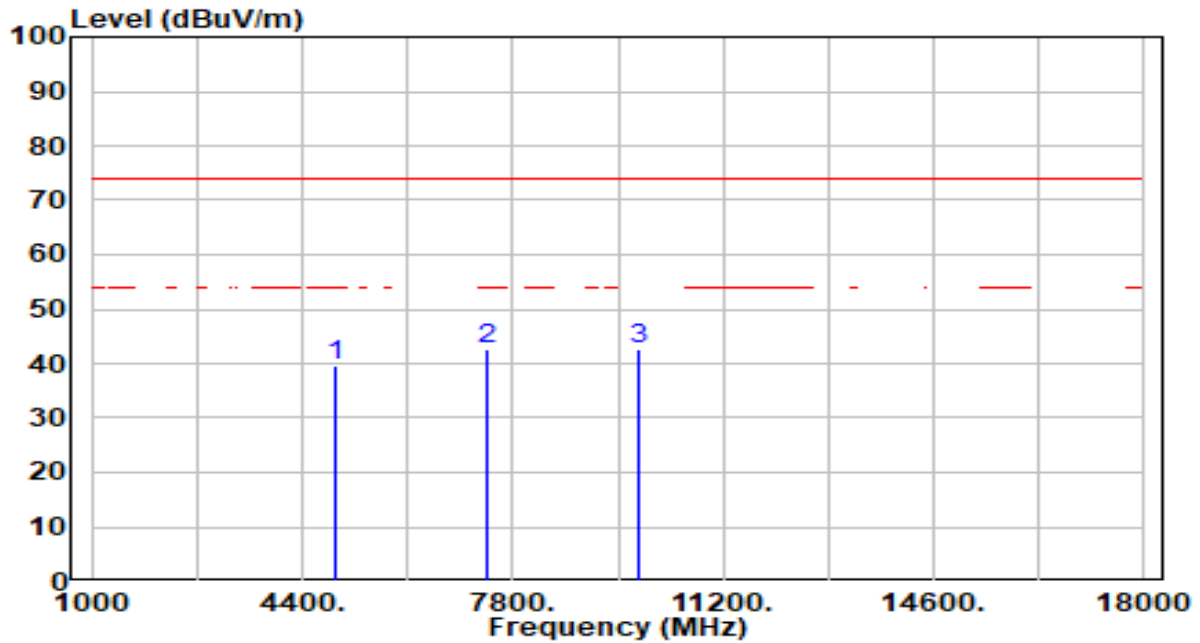


No	Frequency (MHz)	Reading (dBuV)	C.F (dB/m)	Measurement (dBuV/m)	Margin (dB)	Limit (dBuV/m)	Height (cm)	Angle (deg)	Remark (QP/PK/AV)
1	4874.000	57.27	-13.00	44.26	-29.74	74.00	100	182	Peak
2	* 7311.000	54.39	-7.46	46.93	-27.07	74.00	100	226	Peak
3	9748.000	49.78	-6.87	42.91	-31.09	74.00	100	270	Peak

Note:

1. " *", means this data is the worst emission level.
2. C.F (Correction Factor) = Antenna Factor (dB/m) + Cable Loss (dB) – Preamplifier(dB).
3. Measurement (dBuV/m) = Reading(dBuV) + C.F (Correction Factor).
4. The emission levels of other frequencies are very lower than the limit and not show in test report.

EUT	Omada 4G+Cat6 AX3000 Gigabit VPN Router	Date of Test	2023-08-25
Factor	DRH18-E	Temp. / Humidity	23°C /62%
Polarity	Horizontal	Site / Test Engineer	AC2 / Stanley
Test Mode	802.11n-20MHz_TX_CH 11_ANT 0+1	Test Voltage	AC 120V/60Hz

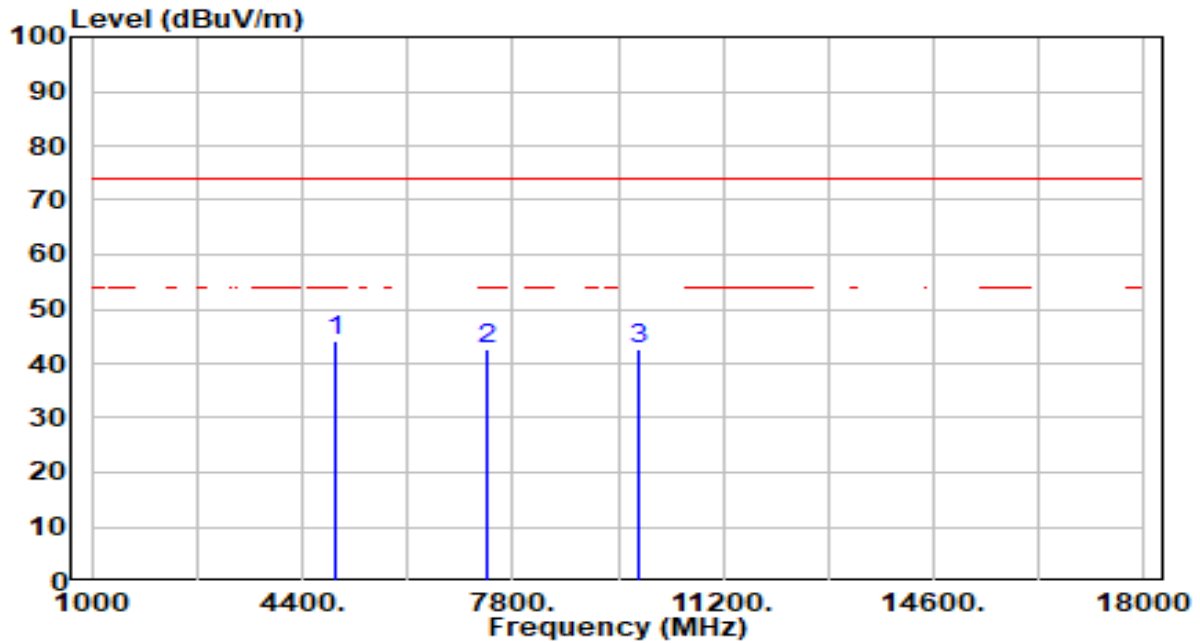


No	Frequency (MHz)	Reading (dBUV)	C.F (dB/m)	Measurement (dBUV/m)	Margin (dB)	Limit (dBUV/m)	Height (cm)	Angle (deg)	Remark (QP/PK/AV)
1	4924.000	52.40	-12.86	39.54	-34.46	74.00	100	137	Peak
2	* 7386.000	50.17	-7.37	42.80	-31.20	74.00	100	46	Peak
3	9848.000	49.50	-6.75	42.75	-31.25	74.00	100	117	Peak

Note:

1. " *", means this data is the worst emission level.
2. C.F (Correction Factor) = Antenna Factor (dB/m) + Cable Loss (dB) – Preamplifier(dB).
3. Measurement (dBUV/m) = Reading(dBUV) + C.F (Correction Factor).
4. The emission levels of other frequencies are very lower than the limit and not show in test report.

EUT	Omada 4G+Cat6 AX3000 Gigabit VPN Router	Date of Test	2023-08-25
Factor	DRH18-E	Temp. / Humidity	23°C /62%
Polarity	Vertical	Site / Test Engineer	AC2 / Stanley
Test Mode	802.11n-20MHz_TX_CH 11_ANT 0+1	Test Voltage	AC 120V/60Hz

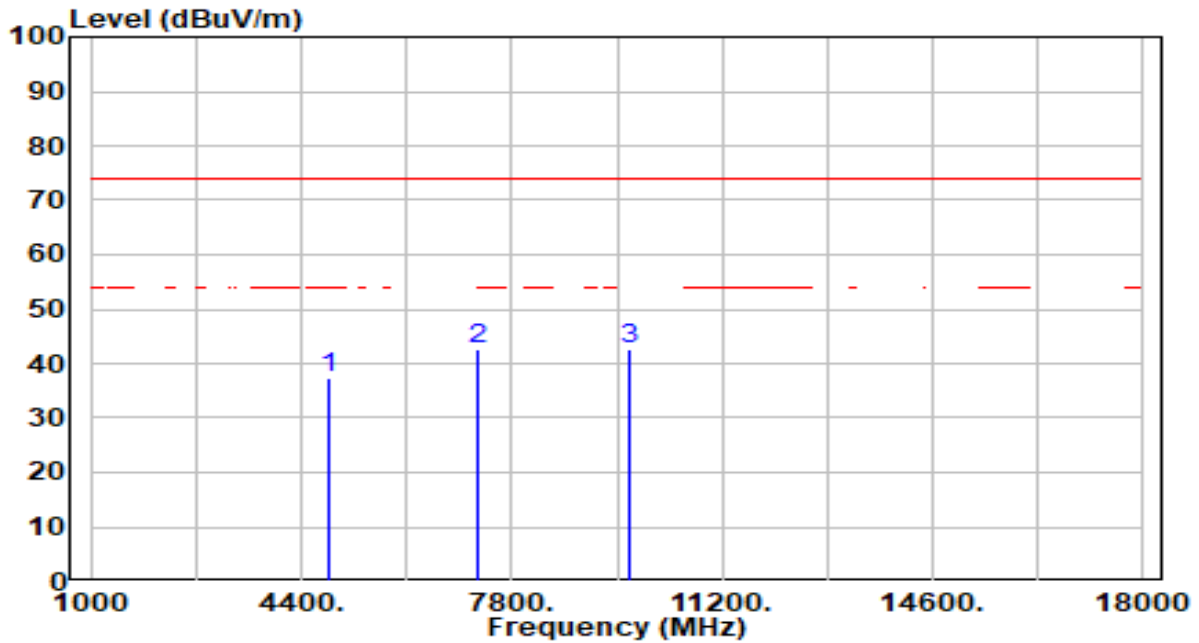


No	Frequency (MHz)	Reading (dBuV)	C.F (dB/m)	Measurement (dBuV/m)	Margin (dB)	Limit (dBuV/m)	Height (cm)	Angle (deg)	Remark (QP/PK/AV)
1	4924.000	56.83	-12.86	43.97	-30.03	74.00	100	195	Peak
2	7386.000	50.06	-7.37	42.69	-31.31	74.00	100	183	Peak
3	9848.000	49.47	-6.75	42.72	-31.28	74.00	100	155	Peak

Note:

1. " *", means this data is the worst emission level.
2. C.F (Correction Factor) = Antenna Factor (dB/m) + Cable Loss (dB) – Preamplifier(dB).
3. Measurement (dBuV/m) = Reading(dBuV) + C.F (Correction Factor).
4. The emission levels of other frequencies are very lower than the limit and not show in test report.

EUT	Omada 4G+Cat6 AX3000 Gigabit VPN Router	Date of Test	2023-08-25
Factor	DRH18-E	Temp. / Humidity	23°C /62%
Polarity	Horizontal	Site / Test Engineer	AC2 / Stanley
Test Mode	802.11n-40MHz_TX_CH 3_ANT 0+1	Test Voltage	AC 120V/60Hz

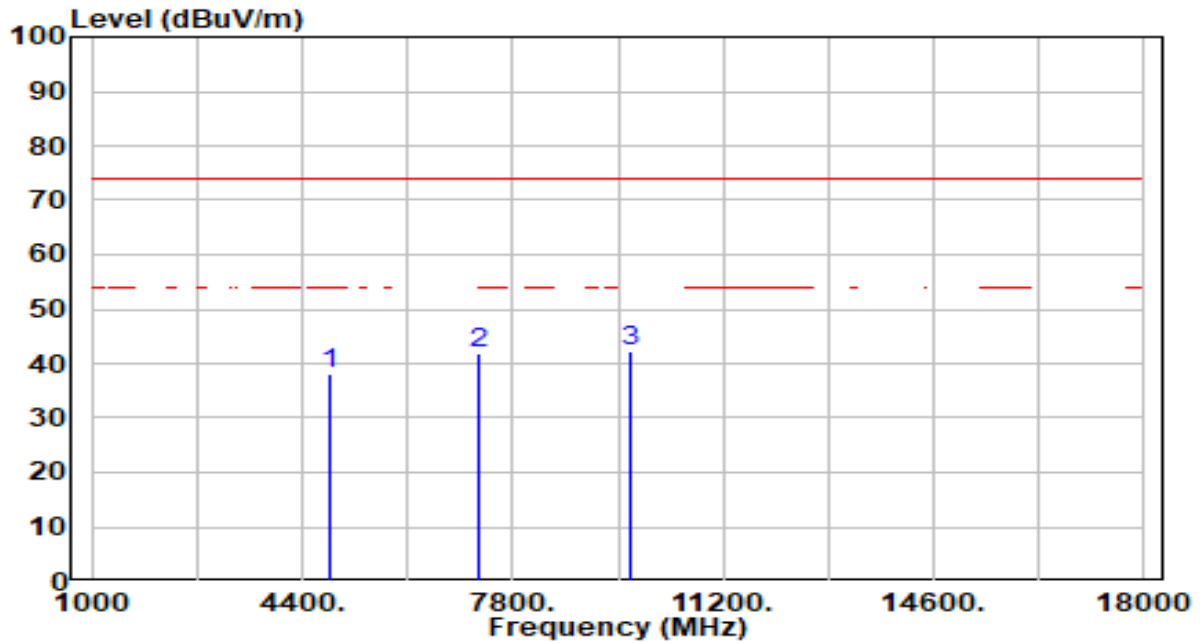


No	Frequency (MHz)	Reading (dBuV)	C.F (dB/m)	Measurement (dBuV/m)	Margin (dB)	Limit (dBuV/m)	Height (cm)	Angle (deg)	Remark (QP/PK/AV)
1	4844.000	50.32	-13.09	37.23	-36.77	74.00	100	145	Peak
2	7266.000	50.19	-7.52	42.67	-31.33	74.00	100	272	Peak
3	* 9688.000	49.75	-6.94	42.80	-31.20	74.00	100	249	Peak

Note:

1. " *", means this data is the worst emission level.
2. C.F (Correction Factor) = Antenna Factor (dB/m) + Cable Loss (dB) – Preamplifier(dB).
3. Measurement (dBuV/m) = Reading(dBuV) + C.F (Correction Factor).
4. The emission levels of other frequencies are very lower than the limit and not show in test report.

EUT	Omada 4G+Cat6 AX3000 Gigabit VPN Router	Date of Test	2023-08-25
Factor	DRH18-E	Temp. / Humidity	23°C /62%
Polarity	Vertical	Site / Test Engineer	AC2 / Stanley
Test Mode	802.11n-40MHz_TX_CH 3_ANT 0+1	Test Voltage	AC 120V/60Hz

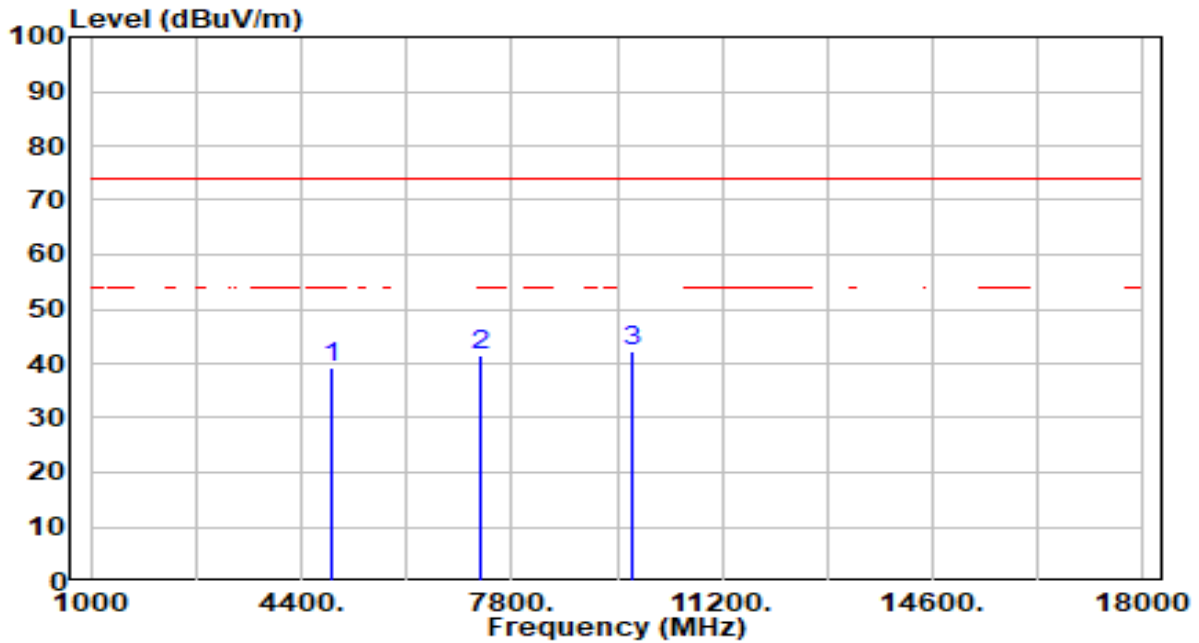


No	Frequency (MHz)	Reading (dBuV)	C.F (dB/m)	Measurement (dBuV/m)	Margin (dB)	Limit (dBuV/m)	Height (cm)	Angle (deg)	Remark (QP/PK/AV)
1	4844.000	51.13	-13.09	38.04	-35.96	74.00	100	194	Peak
2	7266.000	49.53	-7.52	42.01	-31.99	74.00	100	31	Peak
3	* 9688.000	49.04	-6.94	42.10	-31.90	74.00	100	182	Peak

Note:

1. " *", means this data is the worst emission level.
2. C.F (Correction Factor) = Antenna Factor (dB/m) + Cable Loss (dB) – Preamplifier(dB).
3. Measurement (dBuV/m) = Reading(dBuV) + C.F (Correction Factor).
4. The emission levels of other frequencies are very lower than the limit and not show in test report.

EUT	Omada 4G+Cat6 AX3000 Gigabit VPN Router	Date of Test	2023-08-25
Factor	DRH18-E	Temp. / Humidity	23°C /62%
Polarity	Horizontal	Site / Test Engineer	AC2 / Stanley
Test Mode	802.11n-40MHz_TX_CH 6_ANT 0+1	Test Voltage	AC 120V/60Hz

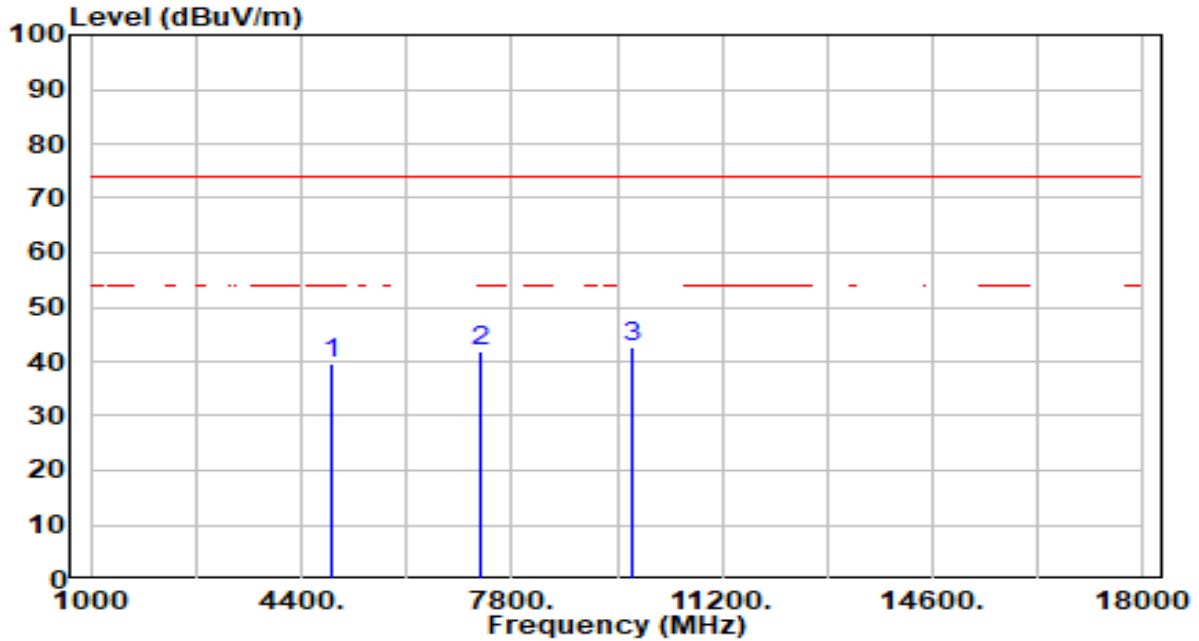


No	Frequency (MHz)	Reading (dBuV)	C.F (dB/m)	Measurement (dBuV/m)	Margin (dB)	Limit (dBuV/m)	Height (cm)	Angle (deg)	Remark (QP/PK/AV)
1	4874.000	52.15	-13.00	39.14	-34.86	74.00	100	70	Peak
2	7311.000	48.96	-7.46	41.50	-32.50	74.00	100	101	Peak
3	* 9748.000	49.04	-6.87	42.17	-31.83	74.00	100	62	Peak

Note:

1. " *", means this data is the worst emission level.
2. C.F (Correction Factor) = Antenna Factor (dB/m) + Cable Loss (dB) – Preamplifier(dB).
3. Measurement (dBuV/m) = Reading(dBuV) + C.F (Correction Factor).
4. The emission levels of other frequencies are very lower than the limit and not show in test report.

EUT	Omada 4G+Cat6 AX3000 Gigabit VPN Router	Date of Test	2023-08-25
Factor	DRH18-E	Temp. / Humidity	23°C /62%
Polarity	Vertical	Site / Test Engineer	AC2 / Stanley
Test Mode	802.11n-40MHz_TX_CH 6_ANT 0+1	Test Voltage	AC 120V/60Hz

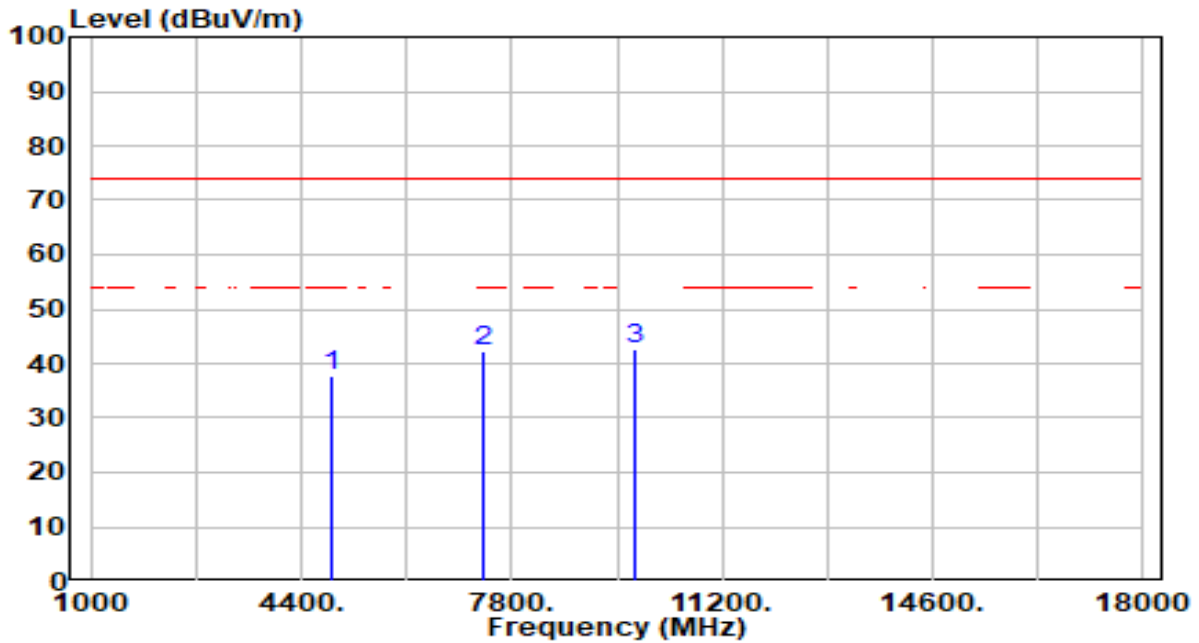


No	Frequency (MHz)	Reading (dBuV)	C.F (dB/m)	Measurement (dBuV/m)	Margin (dB)	Limit (dBuV/m)	Height (cm)	Angle (deg)	Remark (QP/PK/AV)
1	4874.000	52.81	-13.00	39.80	-34.20	74.00	100	203	Peak
2	7311.000	49.17	-7.46	41.71	-32.29	74.00	100	239	Peak
3	* 9748.000	49.67	-6.87	42.80	-31.20	74.00	100	306	Peak

Note:

1. " *", means this data is the worst emission level.
2. C.F (Correction Factor) = Antenna Factor (dB/m) + Cable Loss (dB) – Preamplifier(dB).
3. Measurement (dBuV/m) = Reading(dBuV) + C.F (Correction Factor).
4. The emission levels of other frequencies are very lower than the limit and not show in test report.

EUT	Omada 4G+Cat6 AX3000 Gigabit VPN Router	Date of Test	2023-08-25
Factor	DRH18-E	Temp. / Humidity	23°C /62%
Polarity	Horizontal	Site / Test Engineer	AC2 / Stanley
Test Mode	802.11n-40MHz_TX_CH 9_ANT 0+1	Test Voltage	AC 120V/60Hz

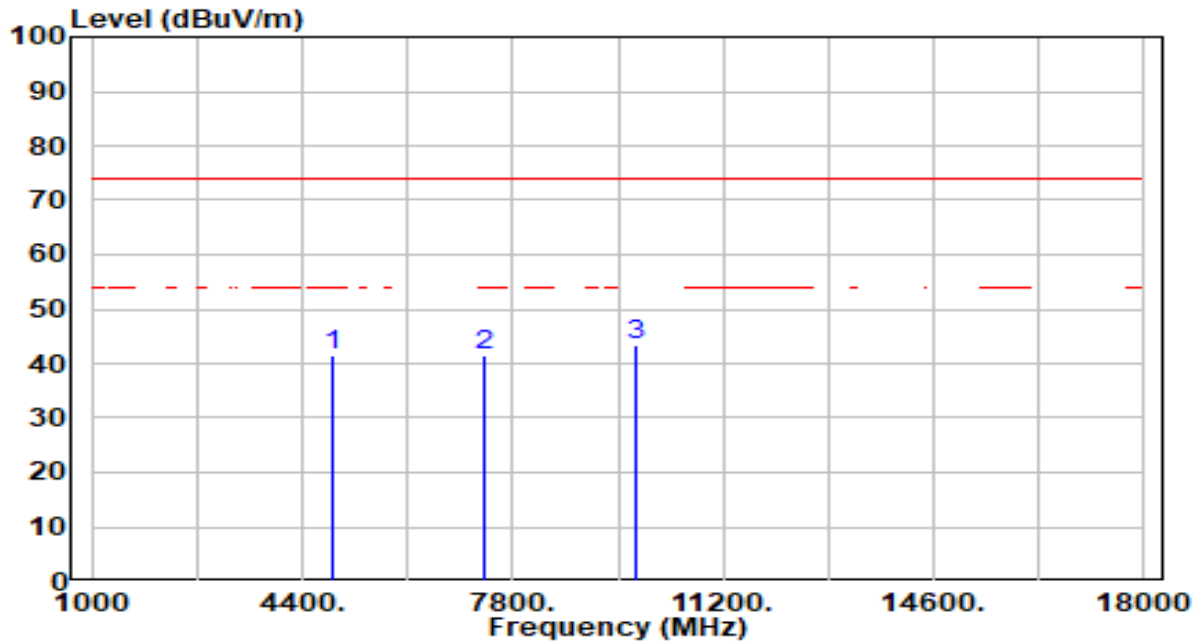


No	Frequency (MHz)	Reading (dBuV)	C.F (dB/m)	Measurement (dBuV/m)	Margin (dB)	Limit (dBuV/m)	Height (cm)	Angle (deg)	Remark (QP/PK/AV)
1	4904.000	50.61	-12.92	37.69	-36.31	74.00	100	14	Peak
2	7356.000	49.63	-7.41	42.22	-31.78	74.00	100	265	Peak
3	* 9808.000	49.41	-6.80	42.61	-31.39	74.00	100	213	Peak

Note:

1. " *", means this data is the worst emission level.
2. C.F (Correction Factor) = Antenna Factor (dB/m) + Cable Loss (dB) – Preamplifier(dB).
3. Measurement (dBuV/m) = Reading(dBuV) + C.F (Correction Factor).
4. The emission levels of other frequencies are very lower than the limit and not show in test report.

EUT	Omada 4G+Cat6 AX3000 Gigabit VPN Router	Date of Test	2023-08-25
Factor	DRH18-E	Temp. / Humidity	23°C /62%
Polarity	Vertical	Site / Test Engineer	AC2 / Stanley
Test Mode	802.11n-40MHz_TX_CH 9_ANT 0+1	Test Voltage	AC 120V/60Hz

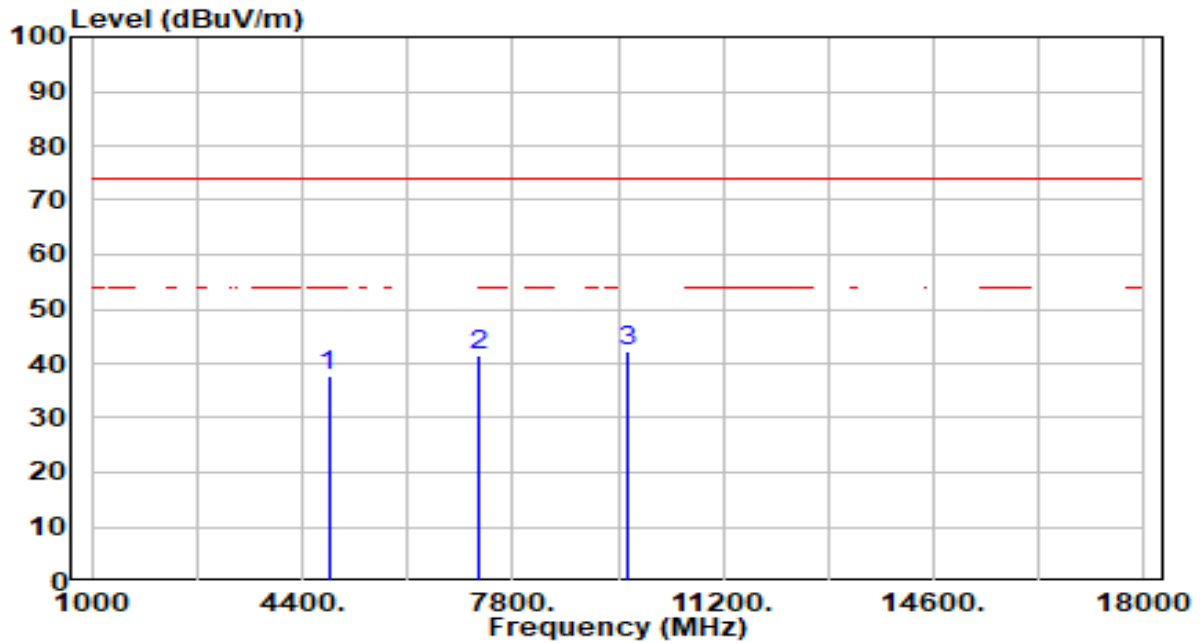


No	Frequency (MHz)	Reading (dBuV)	C.F (dB/m)	Measurement (dBuV/m)	Margin (dB)	Limit (dBuV/m)	Height (cm)	Angle (deg)	Remark (QP/PK/AV)
1	4904.000	54.52	-12.92	41.60	-32.40	74.00	100	191	Peak
2	7356.000	48.97	-7.41	41.56	-32.44	74.00	100	230	Peak
3	* 9808.000	50.03	-6.80	43.24	-30.76	74.00	100	76	Peak

Note:

1. " *", means this data is the worst emission level.
2. C.F (Correction Factor) = Antenna Factor (dB/m) + Cable Loss (dB) – Preamplifier(dB).
3. Measurement (dBuV/m) = Reading(dBuV) + C.F (Correction Factor).
4. The emission levels of other frequencies are very lower than the limit and not show in test report.

EUT	Omada 4G+Cat6 AX3000 Gigabit VPN Router	Date of Test	2023-08-25
Factor	DRH18-E	Temp. / Humidity	23°C /62%
Polarity	Horizontal	Site / Test Engineer	AC2 / Stanley
Test Mode	802.11ax-20MHz_TX_CH 1_ANT 0+1	Test Voltage	AC 120V/60Hz

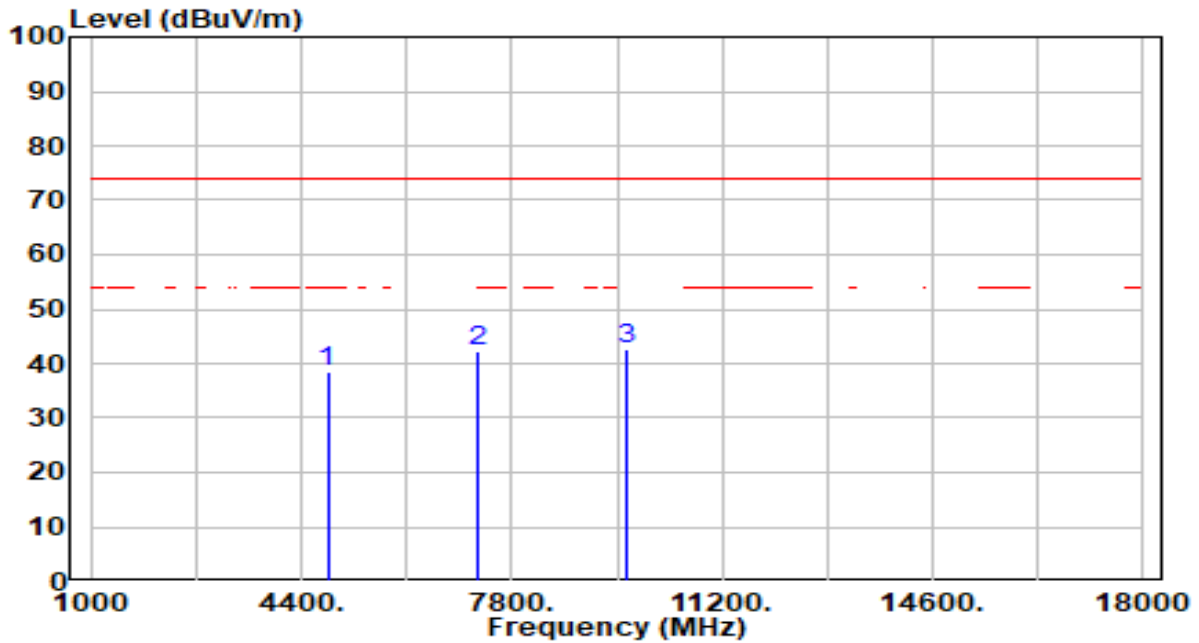


No	Frequency (MHz)	Reading (dBuV)	C.F (dB/m)	Measurement (dBuV/m)	Margin (dB)	Limit (dBuV/m)	Height (cm)	Angle (deg)	Remark (QP/PK/AV)
1	4824.000	50.91	-13.15	37.76	-36.24	74.00	100	78	Peak
2	7236.000	48.90	-7.55	41.35	-32.65	74.00	100	46	Peak
3	* 9648.000	49.40	-6.99	42.41	-31.59	74.00	100	173	Peak

Note:

1. " *", means this data is the worst emission level.
2. C.F (Correction Factor) = Antenna Factor (dB/m) + Cable Loss (dB) – Preamplifier(dB).
3. Measurement (dBuV/m) = Reading(dBuV) + C.F (Correction Factor).
4. The emission levels of other frequencies are very lower than the limit and not show in test report.

EUT	Omada 4G+Cat6 AX3000 Gigabit VPN Router	Date of Test	2023-08-25
Factor	DRH18-E	Temp. / Humidity	23°C /62%
Polarity	Vertical	Site / Test Engineer	AC2 / Stanley
Test Mode	802.11ax-20MHz_TX_CH 1_ANT 0+1	Test Voltage	AC 120V/60Hz

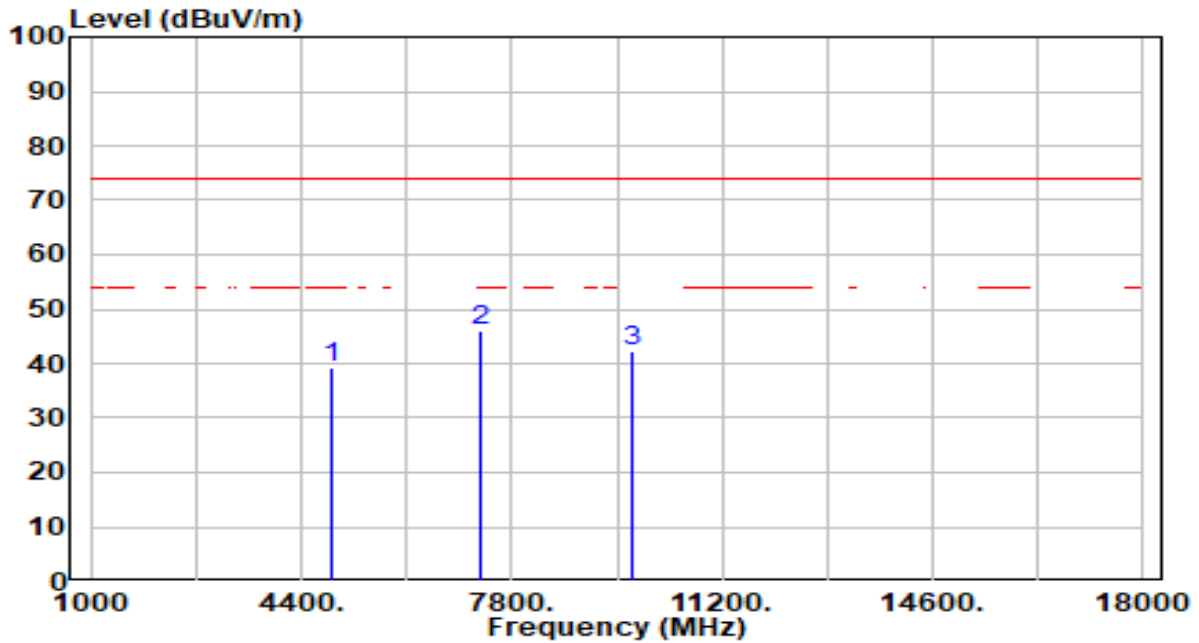


No	Frequency (MHz)	Reading (dBuV)	C.F (dB/m)	Measurement (dBuV/m)	Margin (dB)	Limit (dBuV/m)	Height (cm)	Angle (deg)	Remark (QP/PK/AV)
1	4824.000	51.61	-13.15	38.47	-35.53	74.00	100	179	Peak
2	7236.000	49.66	-7.55	42.11	-31.89	74.00	100	267	Peak
3	* 9648.000	49.52	-6.99	42.54	-31.46	74.00	100	72	Peak

Note:

1. " *", means this data is the worst emission level.
2. C.F (Correction Factor) = Antenna Factor (dB/m) + Cable Loss (dB) – Preamplifier(dB).
3. Measurement (dBuV/m) = Reading(dBuV) + C.F (Correction Factor).
4. The emission levels of other frequencies are very lower than the limit and not show in test report.

EUT	Omada 4G+Cat6 AX3000 Gigabit VPN Router	Date of Test	2023-08-25
Factor	DRH18-E	Temp. / Humidity	23°C /62%
Polarity	Horizontal	Site / Test Engineer	AC2 / Stanley
Test Mode	802.11ax-20MHz_TX_CH 6_ANT 0+1	Test Voltage	AC 120V/60Hz

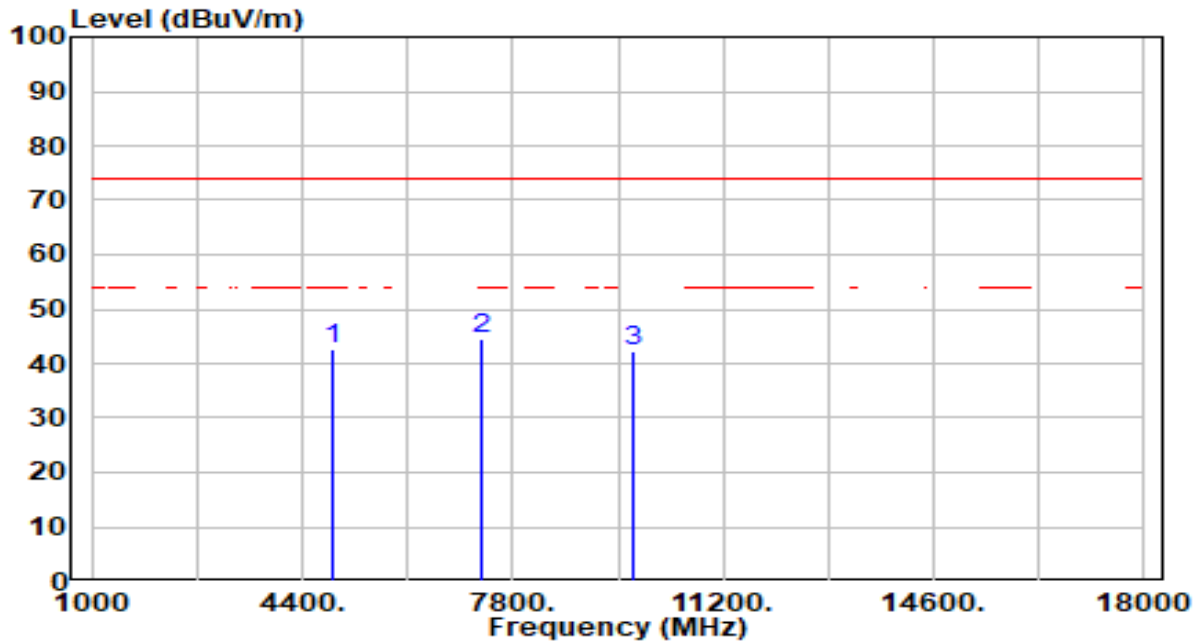


No	Frequency (MHz)	Reading (dBuV)	C.F (dB/m)	Measurement (dBuV/m)	Margin (dB)	Limit (dBuV/m)	Height (cm)	Angle (deg)	Remark (QP/PK/AV)
1	4874.000	52.18	-13.00	39.17	-34.83	74.00	100	106	Peak
2	* 7311.000	53.56	-7.46	46.10	-27.90	74.00	100	26	Peak
3	9748.000	49.29	-6.87	42.42	-31.58	74.00	100	157	Peak

Note:

1. " *", means this data is the worst emission level.
2. C.F (Correction Factor) = Antenna Factor (dB/m) + Cable Loss (dB) – Preamplifier(dB).
3. Measurement (dBuV/m) = Reading(dBuV) + C.F (Correction Factor).
4. The emission levels of other frequencies are very lower than the limit and not show in test report.

EUT	Omada 4G+Cat6 AX3000 Gigabit VPN Router	Date of Test	2023-08-25
Factor	DRH18-E	Temp. / Humidity	23°C /62%
Polarity	Vertical	Site / Test Engineer	AC2 / Stanley
Test Mode	802.11ax-20MHz_TX_CH 6_ANT 0+1	Test Voltage	AC 120V/60Hz

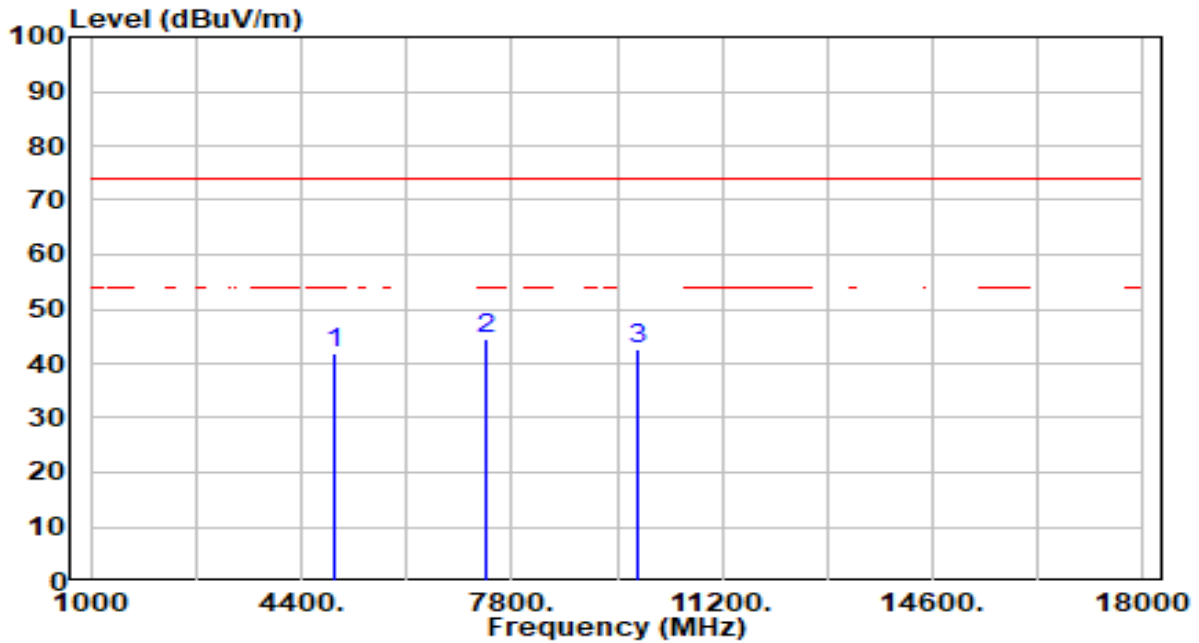


No	Frequency (MHz)	Reading (dBuV)	C.F (dB/m)	Measurement (dBuV/m)	Margin (dB)	Limit (dBuV/m)	Height (cm)	Angle (deg)	Remark (QP/PK/AV)
1	4874.000	55.63	-13.00	42.63	-31.37	74.00	100	196	Peak
2	* 7311.000	51.88	-7.46	44.42	-29.58	74.00	100	73	Peak
3	9748.000	49.16	-6.87	42.29	-31.71	74.00	100	2	Peak

Note:

1. " *", means this data is the worst emission level.
2. C.F (Correction Factor) = Antenna Factor (dB/m) + Cable Loss (dB) – Preamplifier(dB).
3. Measurement (dBuV/m) = Reading(dBuV) + C.F (Correction Factor).
4. The emission levels of other frequencies are very lower than the limit and not show in test report.

EUT	Omada 4G+Cat6 AX3000 Gigabit VPN Router	Date of Test	2023-08-25
Factor	DRH18-E	Temp. / Humidity	23°C /62%
Polarity	Horizontal	Site / Test Engineer	AC2 / Stanley
Test Mode	802.11ax-20MHz_TX_CH 11_ANT 0+1	Test Voltage	AC 120V/60Hz

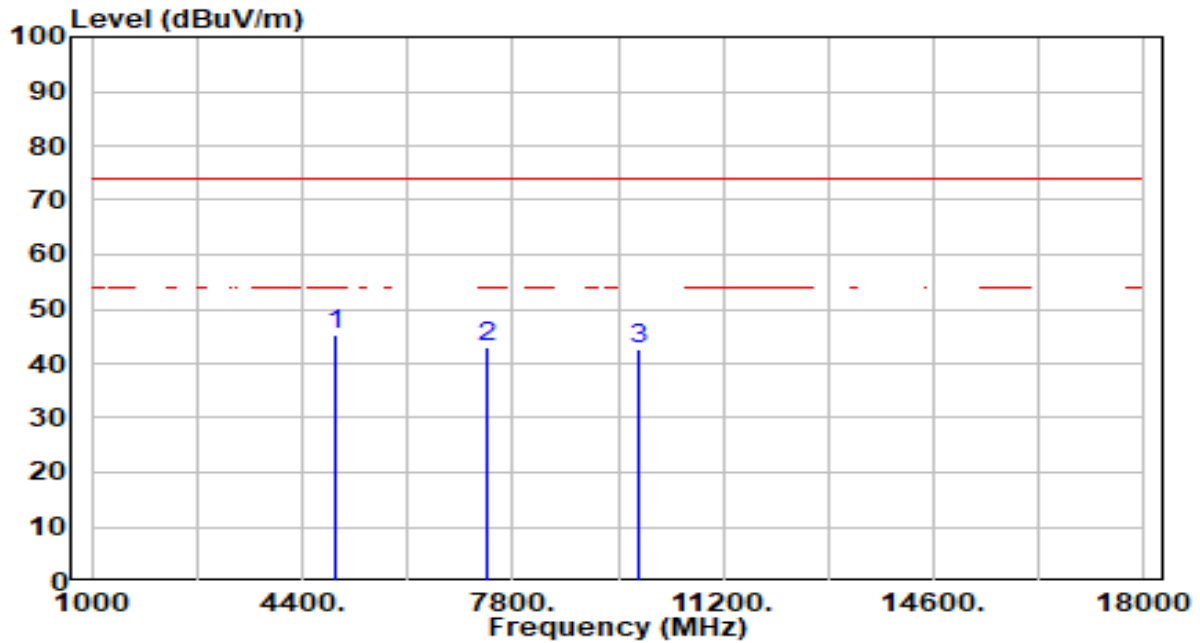


No	Frequency (MHz)	Reading (dBuV)	C.F (dB/m)	Measurement (dBuV/m)	Margin (dB)	Limit (dBuV/m)	Height (cm)	Angle (deg)	Remark (QP/PK/AV)
1	4924.000	54.65	-12.86	41.79	-32.21	74.00	100	223	Peak
2	* 7386.000	51.81	-7.37	44.44	-29.56	74.00	100	227	Peak
3	9848.000	49.21	-6.75	42.46	-31.54	74.00	100	98	Peak

Note:

1. " *", means this data is the worst emission level.
2. C.F (Correction Factor) = Antenna Factor (dB/m) + Cable Loss (dB) – Preamplifier(dB).
3. Measurement (dBuV/m) = Reading(dBuV) + C.F (Correction Factor).
4. The emission levels of other frequencies are very lower than the limit and not show in test report.

EUT	Omada 4G+Cat6 AX3000 Gigabit VPN Router	Date of Test	2023-08-25
Factor	DRH18-E	Temp. / Humidity	23°C /62%
Polarity	Vertical	Site / Test Engineer	AC2 / Stanley
Test Mode	802.11ax-20MHz_TX_CH 11_ANT 0+1	Test Voltage	AC 120V/60Hz

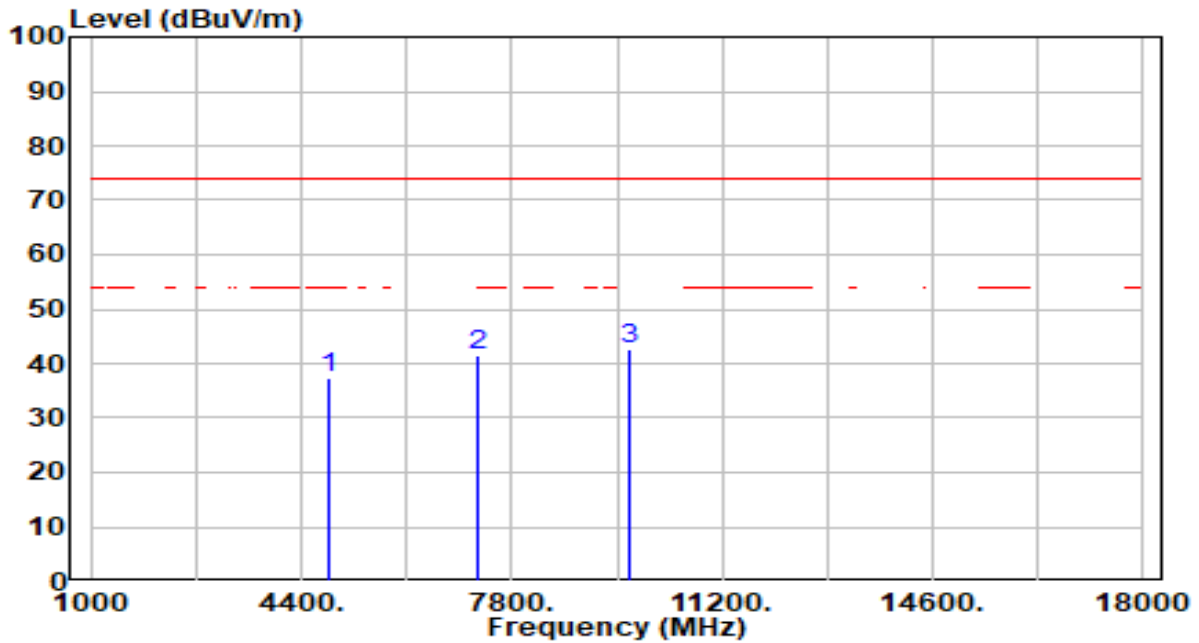


No	Frequency (MHz)	Reading (dBuV)	C.F (dB/m)	Measurement (dBuV/m)	Margin (dB)	Limit (dBuV/m)	Height (cm)	Angle (deg)	Remark (QP/PK/AV)	
1	*	4924.000	58.12	-12.86	45.26	-28.74	74.00	100	191	Peak
2		7386.000	50.54	-7.37	43.17	-30.83	74.00	100	223	Peak
3		9848.000	49.39	-6.75	42.65	-31.35	74.00	100	359	Peak

Note:

1. " *", means this data is the worst emission level.
2. C.F (Correction Factor) = Antenna Factor (dB/m) + Cable Loss (dB) – Preamplifier(dB).
3. Measurement (dBuV/m) = Reading(dBuV) + C.F (Correction Factor).
4. The emission levels of other frequencies are very lower than the limit and not show in test report.

EUT	Omada 4G+Cat6 AX3000 Gigabit VPN Router	Date of Test	2023-08-25
Factor	DRH18-E	Temp. / Humidity	23°C /62%
Polarity	Horizontal	Site / Test Engineer	AC2 / Stanley
Test Mode	802.11ax-40MHz_TX_CH 3_ANT 0+1	Test Voltage	AC 120V/60Hz

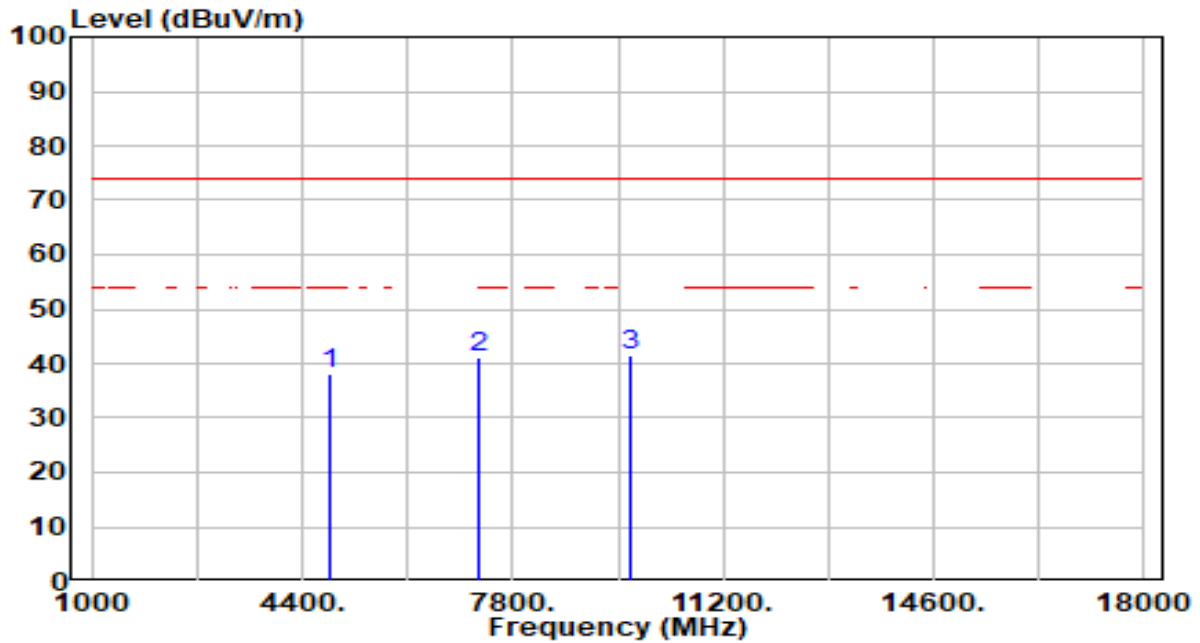


No	Frequency (MHz)	Reading (dBuV)	C.F (dB/m)	Measurement (dBuV/m)	Margin (dB)	Limit (dBuV/m)	Height (cm)	Angle (deg)	Remark (QP/PK/AV)
1	4844.000	50.29	-13.09	37.20	-36.80	74.00	100	0	Peak
2	7266.000	49.08	-7.52	41.57	-32.43	74.00	100	0	Peak
3	* 9688.000	49.48	-6.94	42.54	-31.46	74.00	100	118	Peak

Note:

1. " *", means this data is the worst emission level.
2. C.F (Correction Factor) = Antenna Factor (dB/m) + Cable Loss (dB) – Preamplifier(dB).
3. Measurement (dBuV/m) = Reading(dBuV) + C.F (Correction Factor).
4. The emission levels of other frequencies are very lower than the limit and not show in test report.

EUT	Omada 4G+Cat6 AX3000 Gigabit VPN Router	Date of Test	2023-08-25
Factor	DRH18-E	Temp. / Humidity	23°C /62%
Polarity	Vertical	Site / Test Engineer	AC2 / Stanley
Test Mode	802.11ax-40MHz_TX_CH 3_ANT 0+1	Test Voltage	AC 120V/60Hz

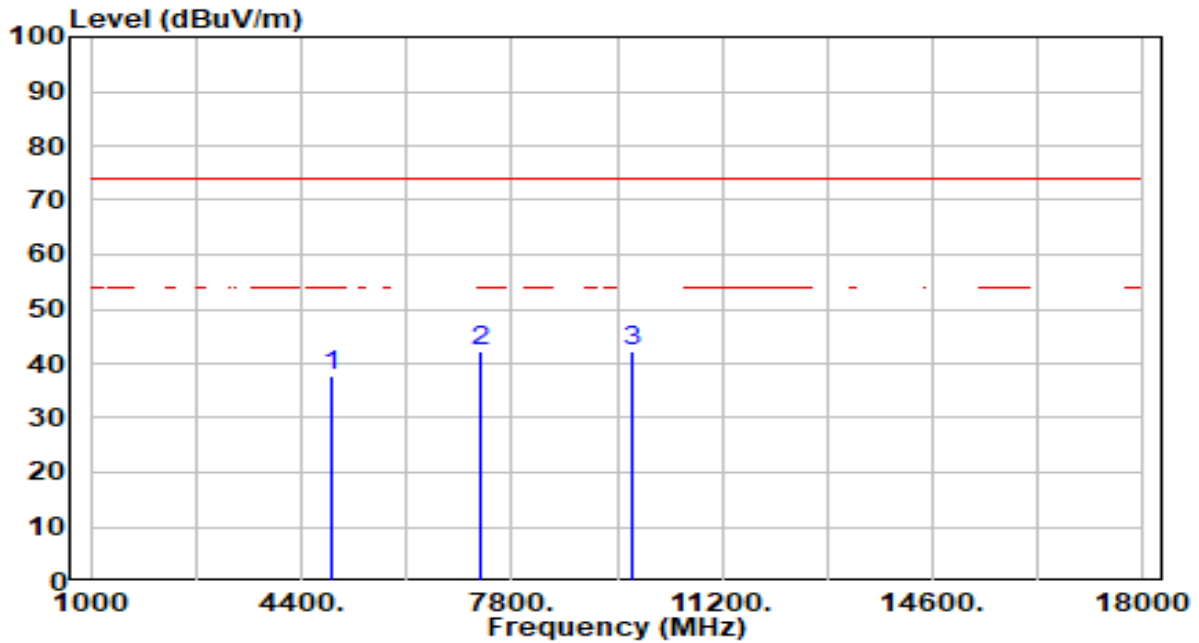


No	Frequency (MHz)	Reading (dBuV)	C.F (dB/m)	Measurement (dBuV/m)	Margin (dB)	Limit (dBuV/m)	Height (cm)	Angle (deg)	Remark (QP/PK/AV)
1	4844.000	51.17	-13.09	38.08	-35.92	74.00	100	64	Peak
2	7266.000	48.61	-7.52	41.10	-32.90	74.00	100	92	Peak
3	* 9688.000	48.49	-6.94	41.54	-32.46	74.00	100	148	Peak

Note:

1. " *", means this data is the worst emission level.
2. C.F (Correction Factor) = Antenna Factor (dB/m) + Cable Loss (dB) – Preamplifier(dB).
3. Measurement (dBuV/m) = Reading(dBuV) + C.F (Correction Factor).
4. The emission levels of other frequencies are very lower than the limit and not show in test report.

EUT	Omada 4G+Cat6 AX3000 Gigabit VPN Router	Date of Test	2023-08-25
Factor	DRH18-E	Temp. / Humidity	23°C /62%
Polarity	Horizontal	Site / Test Engineer	AC2 / Stanley
Test Mode	802.11ax-40MHz_TX_CH 6_ANT 0+1	Test Voltage	AC 120V/60Hz

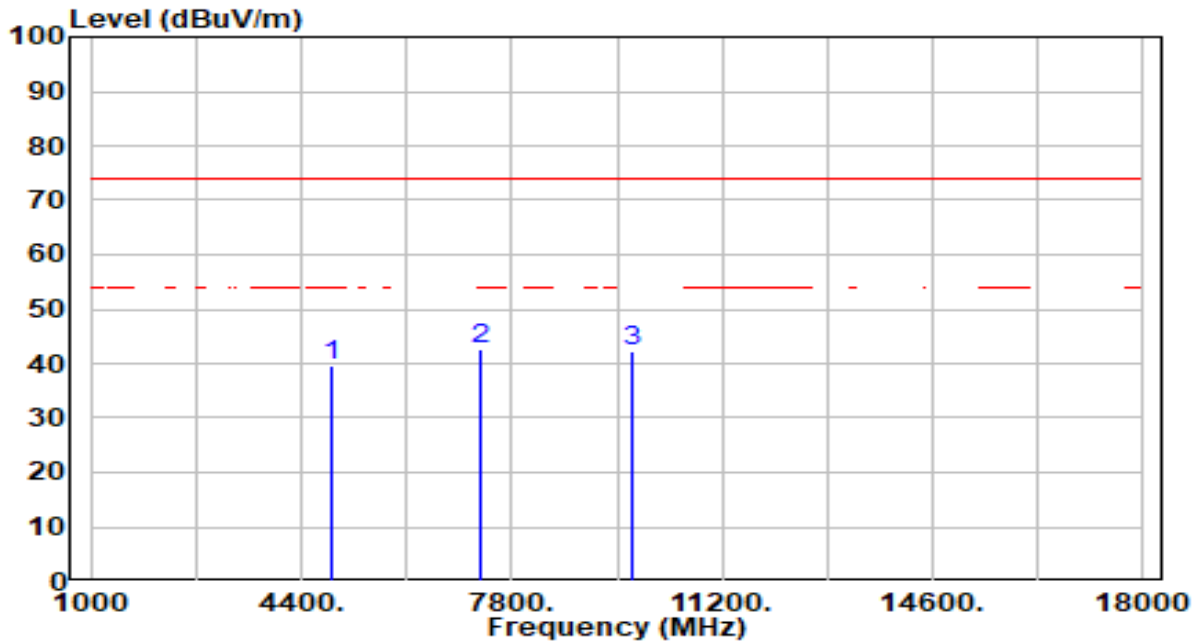


No	Frequency (MHz)	Reading (dBuV)	C.F (dB/m)	Measurement (dBuV/m)	Margin (dB)	Limit (dBuV/m)	Height (cm)	Angle (deg)	Remark (QP/PK/AV)
1	4874.000	50.79	-13.00	37.78	-36.22	74.00	100	62	Peak
2	* 7311.000	49.84	-7.46	42.38	-31.62	74.00	100	58	Peak
3	9748.000	49.12	-6.87	42.25	-31.75	74.00	100	65	Peak

Note:

1. " *", means this data is the worst emission level.
2. C.F (Correction Factor) = Antenna Factor (dB/m) + Cable Loss (dB) – Preamplifier(dB).
3. Measurement (dBuV/m) = Reading(dBuV) + C.F (Correction Factor).
4. The emission levels of other frequencies are very lower than the limit and not show in test report.

EUT	Omada 4G+Cat6 AX3000 Gigabit VPN Router	Date of Test	2023-08-25
Factor	DRH18-E	Temp. / Humidity	23°C /62%
Polarity	Vertical	Site / Test Engineer	AC2 / Stanley
Test Mode	802.11ax-40MHz_TX_CH 6_ANT 0+1	Test Voltage	AC 120V/60Hz

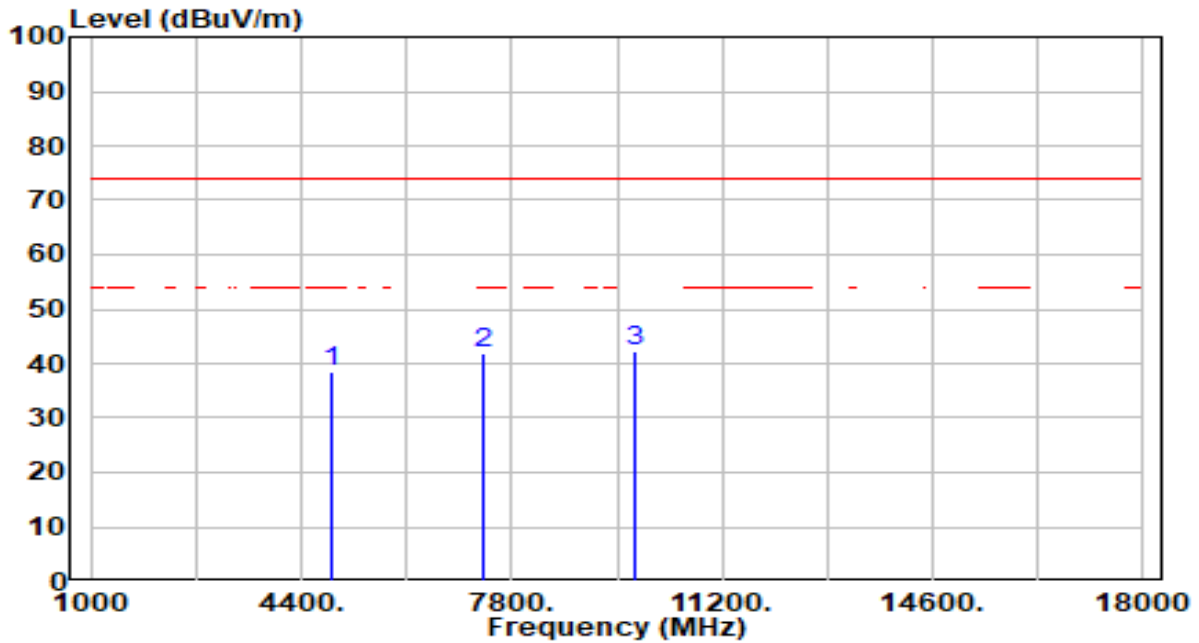


No	Frequency (MHz)	Reading (dBuV)	C.F (dB/m)	Measurement (dBuV/m)	Margin (dB)	Limit (dBuV/m)	Height (cm)	Angle (deg)	Remark (QP/PK/AV)
1	4874.000	52.61	-13.00	39.60	-34.40	74.00	100	152	Peak
2	* 7311.000	50.08	-7.46	42.62	-31.38	74.00	100	160	Peak
3	9748.000	49.14	-6.87	42.27	-31.73	74.00	100	334	Peak

Note:

1. " *", means this data is the worst emission level.
2. C.F (Correction Factor) = Antenna Factor (dB/m) + Cable Loss (dB) – Preamplifier(dB).
3. Measurement (dBuV/m) = Reading(dBuV) + C.F (Correction Factor).
4. The emission levels of other frequencies are very lower than the limit and not show in test report.

EUT	Omada 4G+Cat6 AX3000 Gigabit VPN Router	Date of Test	2023-08-25
Factor	DRH18-E	Temp. / Humidity	23°C /62%
Polarity	Horizontal	Site / Test Engineer	AC2 / Stanley
Test Mode	802.11ax-40MHz_TX_CH 9_ANT 0+1	Test Voltage	AC 120V/60Hz

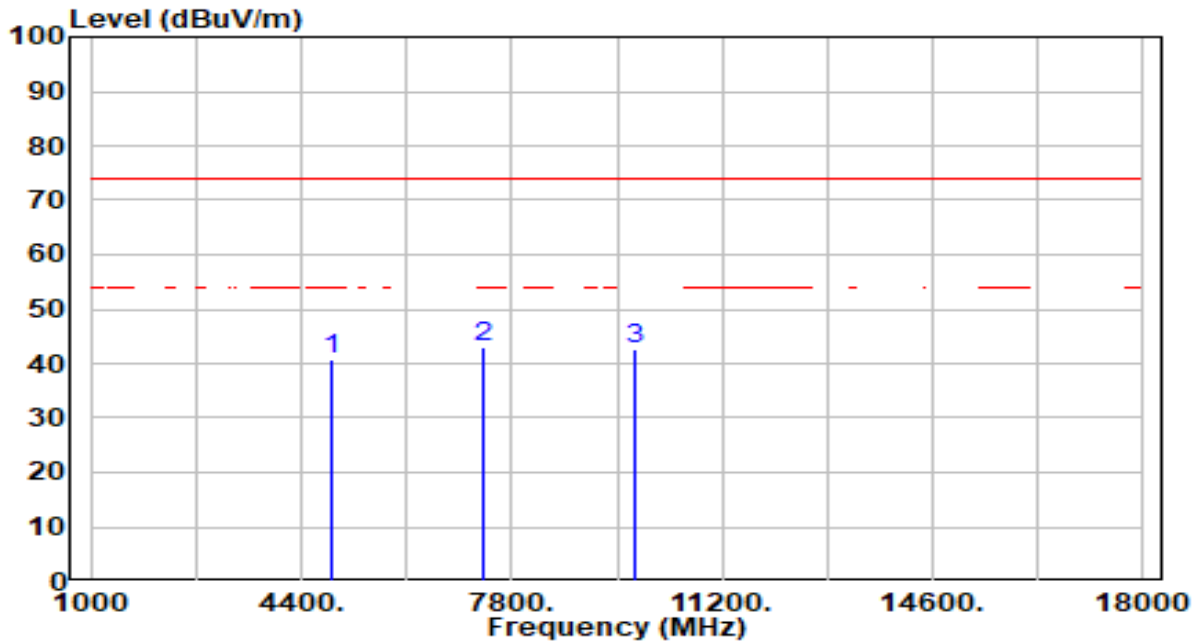


No	Frequency (MHz)	Reading (dBuV)	C.F (dB/m)	Measurement (dBuV/m)	Margin (dB)	Limit (dBuV/m)	Height (cm)	Angle (deg)	Remark (QP/PK/AV)
1	4904.000	51.36	-12.92	38.44	-35.56	74.00	100	121	Peak
2	7356.000	49.14	-7.41	41.73	-32.27	74.00	100	347	Peak
3	* 9808.000	49.03	-6.80	42.23	-31.77	74.00	100	312	Peak

Note:

1. " *", means this data is the worst emission level.
2. C.F (Correction Factor) = Antenna Factor (dB/m) + Cable Loss (dB) – Preamplifier(dB).
3. Measurement (dBuV/m) = Reading(dBuV) + C.F (Correction Factor).
4. The emission levels of other frequencies are very lower than the limit and not show in test report.

EUT	Omada 4G+Cat6 AX3000 Gigabit VPN Router	Date of Test	2023-08-25
Factor	DRH18-E	Temp. / Humidity	23°C /62%
Polarity	Vertical	Site / Test Engineer	AC2 / Stanley
Test Mode	802.11ax-40MHz_TX_CH 9_ANT 0+1	Test Voltage	AC 120V/60Hz



No	Frequency (MHz)	Reading (dBuV)	C.F (dB/m)	Measurement (dBuV/m)	Margin (dB)	Limit (dBuV/m)	Height (cm)	Angle (deg)	Remark (QP/PK/AV)
1	4904.000	53.83	-12.92	40.91	-33.09	74.00	100	187	Peak
2	* 7356.000	50.49	-7.41	43.09	-30.91	74.00	100	330	Peak
3	9808.000	49.46	-6.80	42.66	-31.34	74.00	100	143	Peak

Note:

1. " *", means this data is the worst emission level.
2. C.F (Correction Factor) = Antenna Factor (dB/m) + Cable Loss (dB) – Preamplifier(dB).
3. Measurement (dBuV/m) = Reading(dBuV) + C.F (Correction Factor).
4. The emission levels of other frequencies are very lower than the limit and not show in test report.

7.7. Radiated Restricted Band Edge Measurement

7.7.1. Test Limit

For 15.205 requirement:

Radiated emissions which fall in the restricted bands, as defined in Section 15.205(a) of FCC part 15, must also comply with the radiated emission limits specified in Section 15.209(a).

Frequency (MHz)	Frequency (MHz)	Frequency (MHz)	Frequency (GHz)
0.090 - 0.110	16.42 - 16.423	399.9 - 410	4.5 - 5.15
¹ 0.495 - 0.505	16.69475 - 16.69525	608 - 614	5.35 - 5.46
2.1735 - 2.1905	16.80425 - 16.80475	960 - 1240	7.25 - 7.75
4.125 - 4.128	25.5 - 25.67	1300 - 1427	8.025 - 8.5
4.17725 - 4.17775	37.5 - 38.25	1435 - 1626.5	9.0 - 9.2
4.20725 - 4.20775	73 - 74.6	1645.5 - 1646.5	9.3 - 9.5
6.215 - 6.218	74.8 - 75.2	1660 - 1710	10.6 - 12.7
6.26775 - 6.26825	108 - 121.94	1718.8 - 1722.2	13.25 - 13.4
6.31175 - 6.31225	123 - 138	2200 - 2300	14.47 - 14.5
8.291 - 8.294	149.9 - 150.05	2310 - 2390	15.35 - 16.2
8.362 - 8.366	156.52475 - 156.52525	2483.5 - 2500	17.7 - 21.4
8.37625 - 8.38675	156.7 - 156.9	2690 - 2900	22.01 - 23.12
8.41425 - 8.41475	162.0125 - 167.17	3260 - 3267	23.6 - 24.0
12.29 - 12.293	167.72 - 173.2	3332 - 3339	31.2 - 31.8
12.51975 - 12.52025	240 - 285	3345.8 - 3358	36.43 - 36.5
12.57675 - 12.57725	322 - 335.4	3600 - 4400	(²)
13.36 - 13.41	--	--	--

All out of band emissions appearing in a restricted band as specified in Section 15.205 of the Title 47CFR must not exceed the limits shown in Table per Section 15.209.

FCC Part 15 Subpart C Paragraph 15.209 Limits		
Frequency [MHz]	Field Strength [uV/m]	Measured Distance [Meters]
0.009 - 0.490	2400/F (kHz)	300
0.490 - 1.705	24000/F (kHz)	30
1.705 - 30	30	30
30 - 88	100	3
88 - 216	150	3
216 - 960	200	3
Above 960	500	3

7.7.2. Test Procedure Used

ANSI C63.10 - 2013 Section 6.3 (General Requirements)

ANSI C63.10 - 2013 Section 6.6 (Standard test method above 1GHz)

7.7.3. Test Setting

Peak Field Strength Measurements

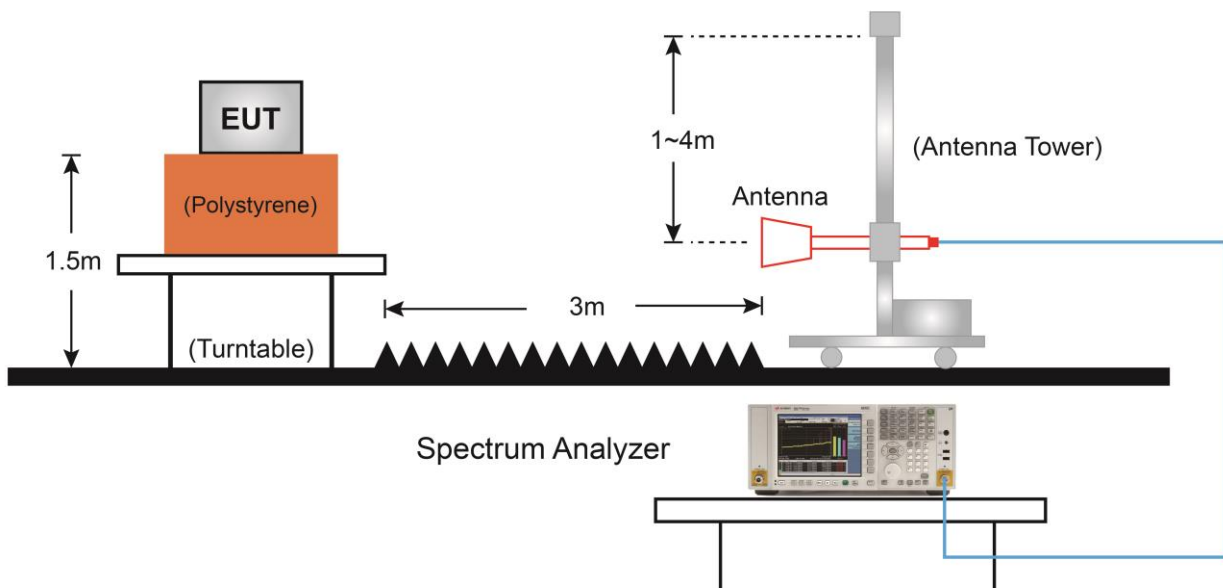
1. Analyzer center frequency was set to the frequency of the radiated spurious emission of interest
2. RBW = 1MHz
3. VBW = 3MHz
4. Detector = peak
5. Sweep time = auto couple
6. Trace mode = max hold
7. Trace was allowed to stabilize

Average Measurements above 1GHz (Method VB)

1. Analyzer center frequency was set to the frequency of the radiated spurious emission of interest
2. RBW = 1MHz
3. VBW; If the EUT is configured to transmit with duty cycle $\geq 98\%$, set VBW = 10 Hz.
If the EUT duty cycle is $< 98\%$, set VBW $\geq 1/T$. T is the minimum transmission duration.

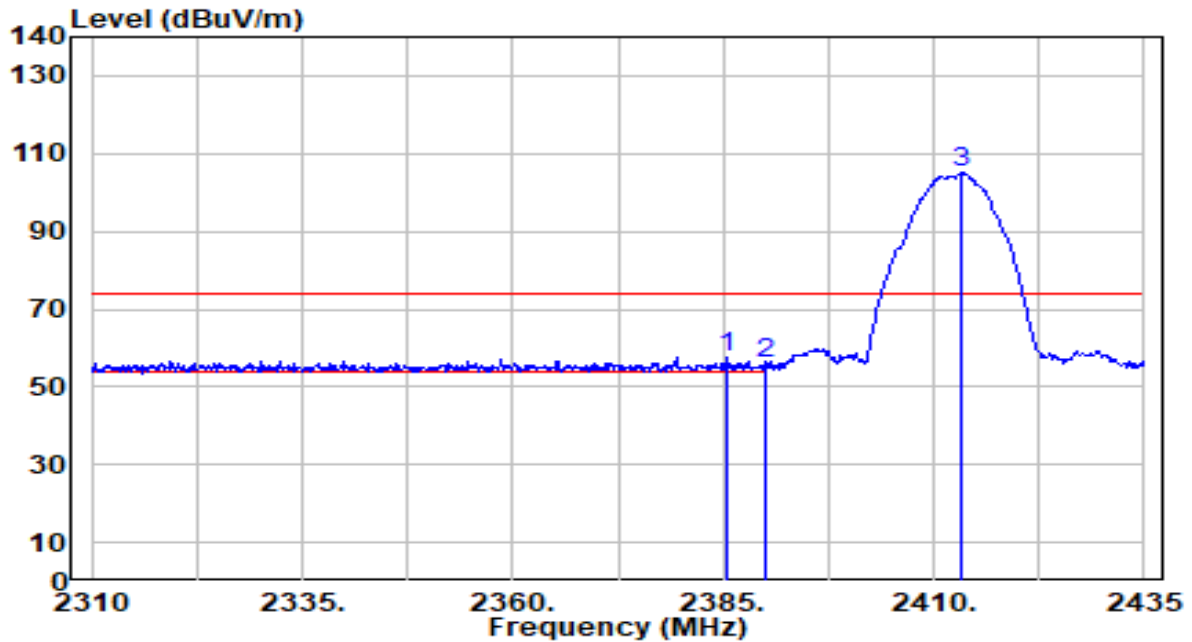
4. Detector = Peak
5. Sweep time = auto
6. Trace mode = max hold
7. Trace was allowed to stabilize

7.7.4.Test Setup



7.7.5. Test Result

EUT	Omada 4G+Cat6 AX3000 Gigabit VPN Router	Date of Test	2023-08-25
Factor	DRH18-E	Temp. / Humidity	23°C /62%
Polarity	Horizontal	Site / Test Engineer	AC2 / Stanley
Test Mode	802.11b_TX_CH 1_ANT 0+1	Test Voltage	AC 120V/60Hz

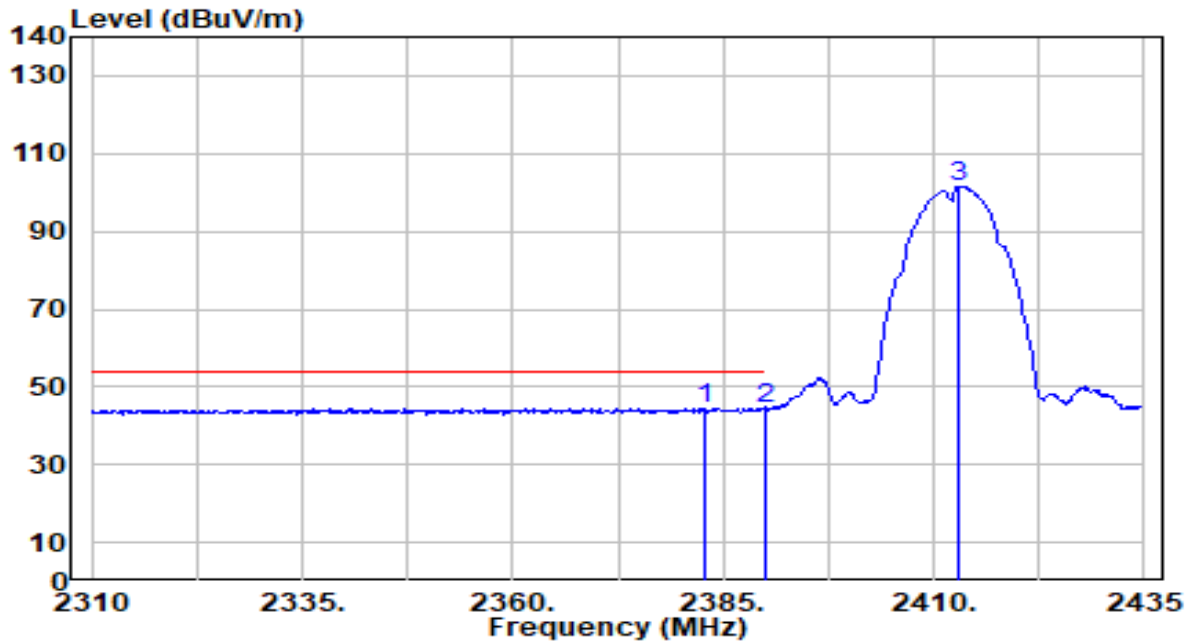


No	Frequency (MHz)	Reading (dBUV)	C.F (dB/m)	Measurement (dBUV/m)	Margin (dB)	Limit (dBUV/m)	Height (cm)	Angle (deg)	Remark (QP/PK/AV)
1	* 2385.375	27.21	30.17	57.38	-16.62	74.00	286	94	Peak
2	2390.000	25.84	30.18	56.02	-17.98	74.00	286	94	Peak
3	2413.375	74.75	30.23	104.97	N/A	N/A	286	94	Peak

Note:

1. " *", means this data is the worst emission level.
2. C.F (Correction Factor) = Antenna Factor (dB/m) + Cable Loss (dB).
3. Measurement (dBUV/m) = Reading(dBUV) + C.F (Correction Factor).
4. The emission levels of other frequencies are very lower than the limit and not show in test report.

EUT	Omada 4G+Cat6 AX3000 Gigabit VPN Router	Date of Test	2023-08-25
Factor	DRH18-E	Temp. / Humidity	23°C /62%
Polarity	Horizontal	Site / Test Engineer	AC2 / Stanley
Test Mode	802.11b_TX_CH 1_ANT 0+1	Test Voltage	AC 120V/60Hz

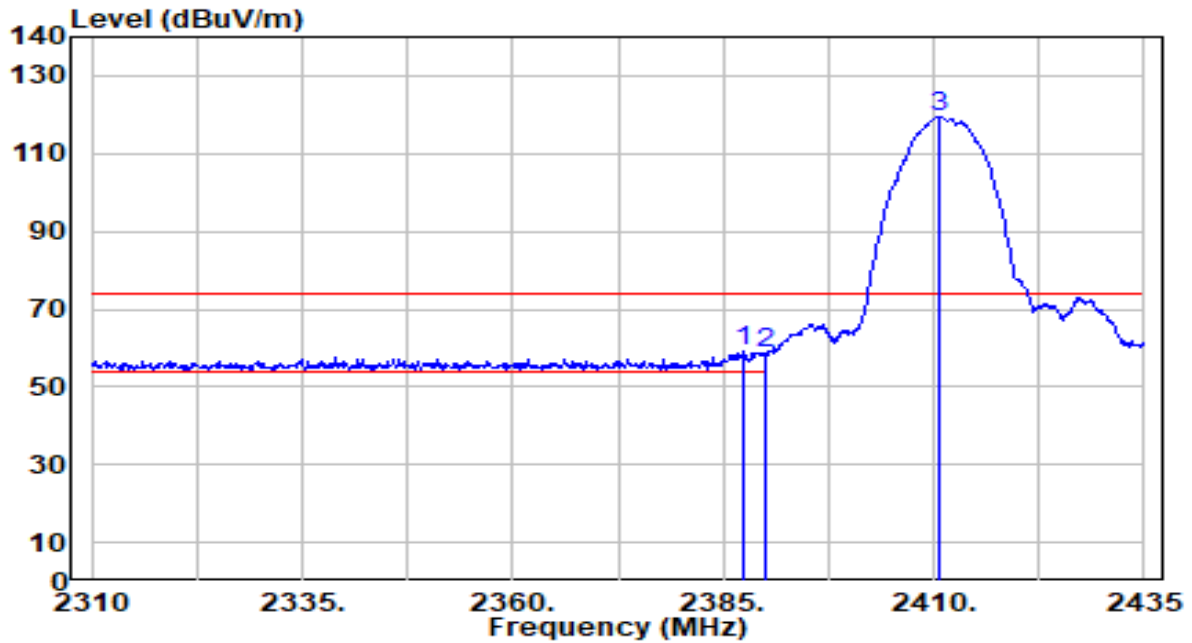


No	Frequency (MHz)	Reading (dBUV)	C.F (dB/m)	Measurement (dBUV/m)	Margin (dB)	Limit (dBUV/m)	Height (cm)	Angle (deg)	Remark (QP/PK/AV)
1	2382.875	14.34	30.16	44.50	-9.50	54.00	286	94	Average
2	* 2390.000	14.40	30.18	44.58	-9.42	54.00	286	94	Average
3	2413.000	71.43	30.23	101.65	N/A	N/A	286	94	Average

Note:

1. " *", means this data is the worst emission level.
2. C.F (Correction Factor) = Antenna Factor (dB/m) + Cable Loss (dB).
3. Measurement (dBUV/m) = Reading(dBUV) + C.F (Correction Factor).
4. The emission levels of other frequencies are very lower than the limit and not show in test report.

EUT	Omada 4G+Cat6 AX3000 Gigabit VPN Router	Date of Test	2023-08-25
Factor	DRH18-E	Temp. / Humidity	23°C /62%
Polarity	Vertical	Site / Test Engineer	AC2 / Stanley
Test Mode	802.11b_TX_CH 1_ANT 0+1	Test Voltage	AC 120V/60Hz



No	Frequency (MHz)	Reading (dBUV)	C.F (dB/m)	Measurement (dBUV/m)	Margin (dB)	Limit (dBUV/m)	Height (cm)	Angle (deg)	Remark (QP/PK/AV)	
1	*	2387.250	28.83	30.17	59.00	-15.00	74.00	196	7	Peak
2		2390.000	28.66	30.18	58.84	-15.16	74.00	196	7	Peak
3		2410.750	89.30	30.22	119.52	N/A	N/A	196	7	Peak

Note:

1. " *", means this data is the worst emission level.
2. C.F (Correction Factor) = Antenna Factor (dB/m) + Cable Loss (dB).
3. Measurement (dBUV/m) = Reading(dBUV) + C.F (Correction Factor).
4. The emission levels of other frequencies are very lower than the limit and not show in test report.