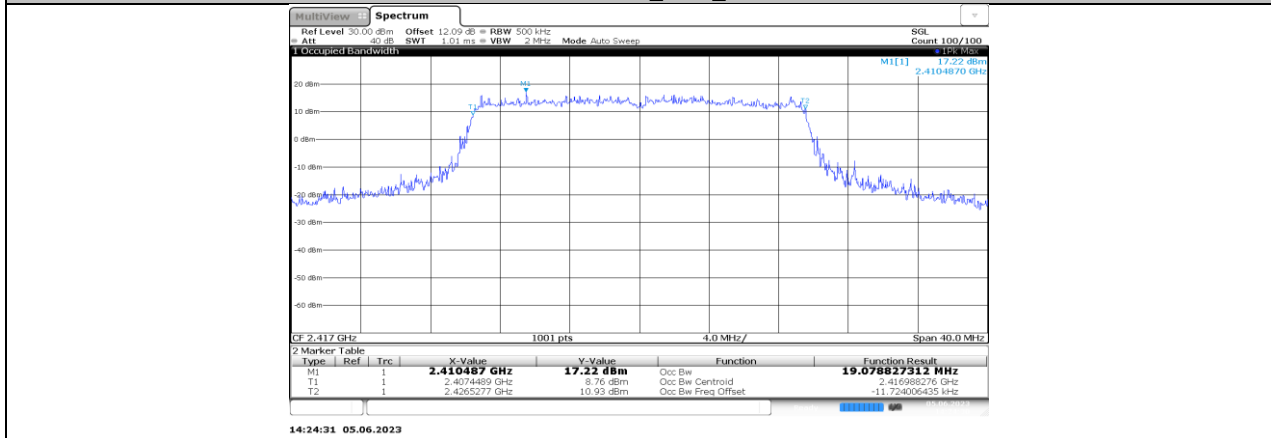
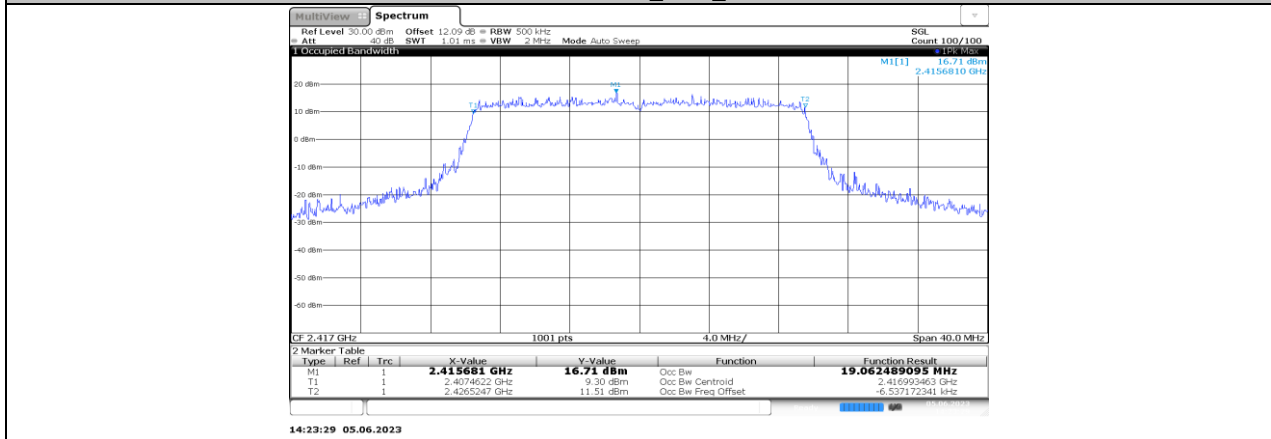
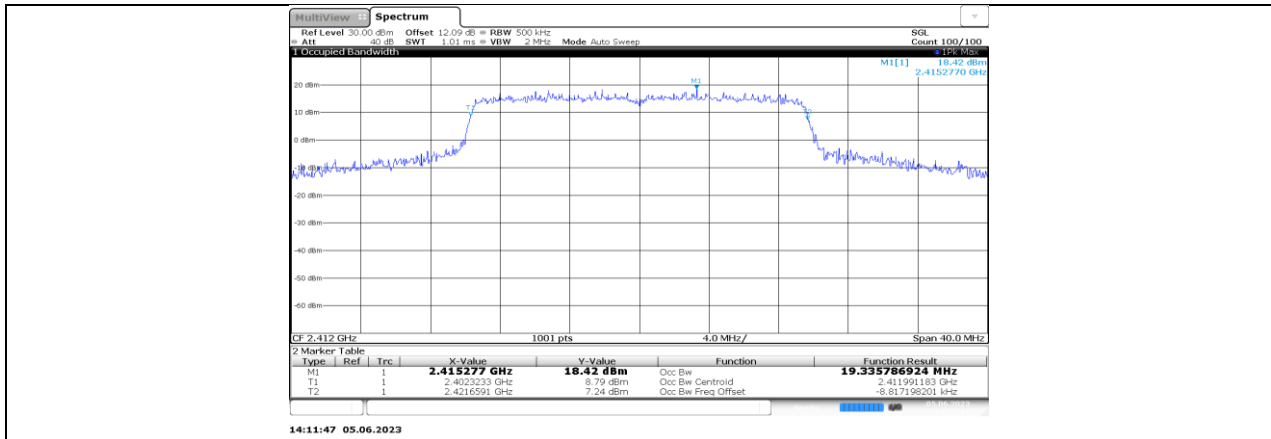
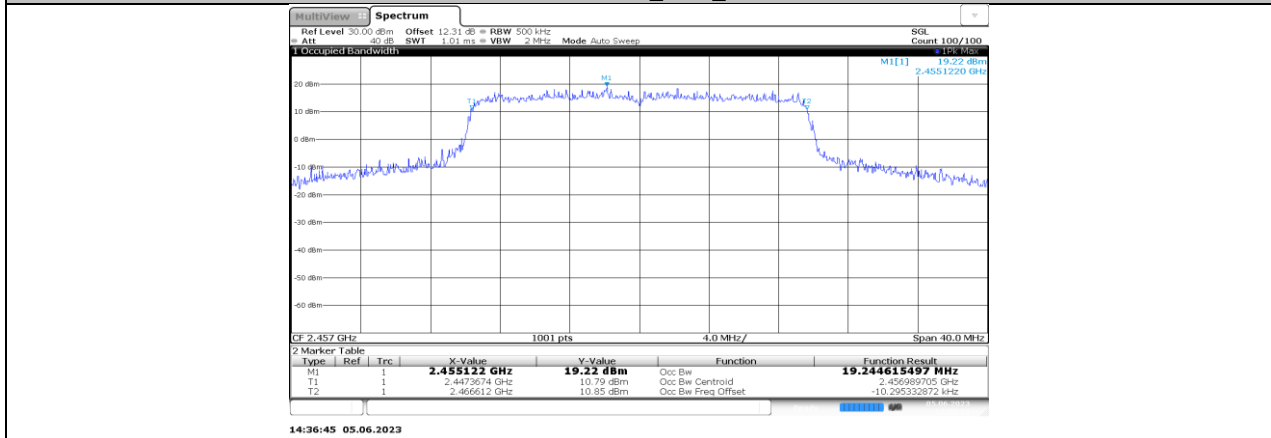
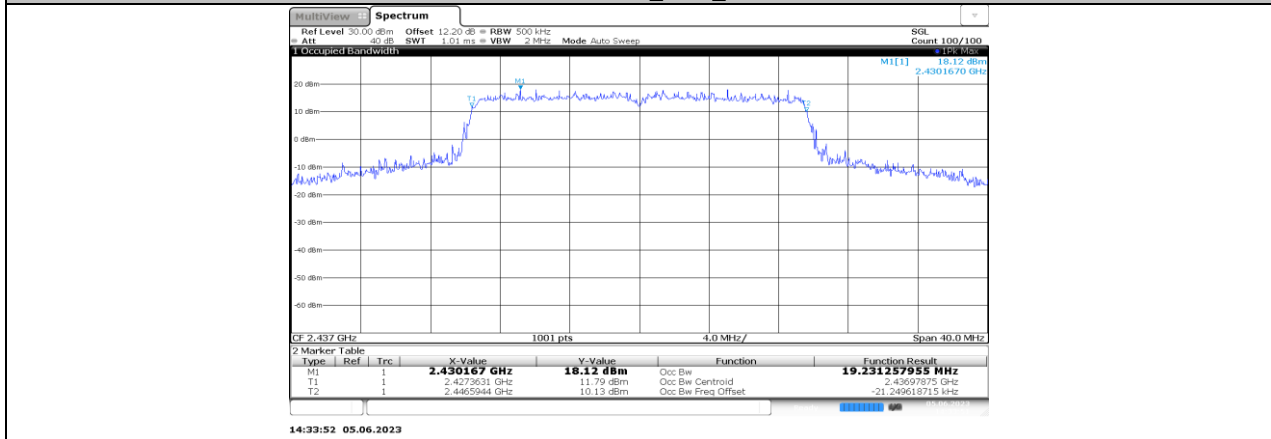
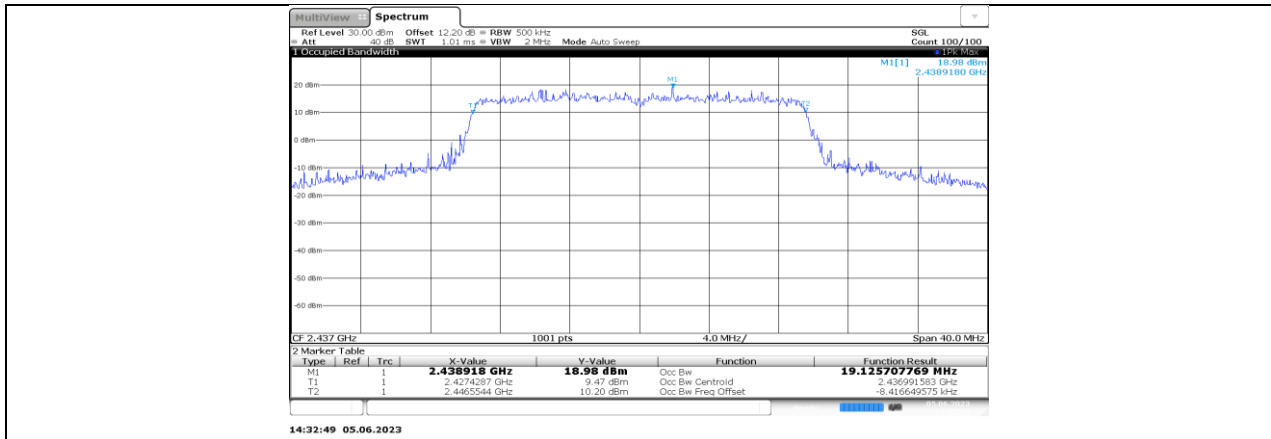
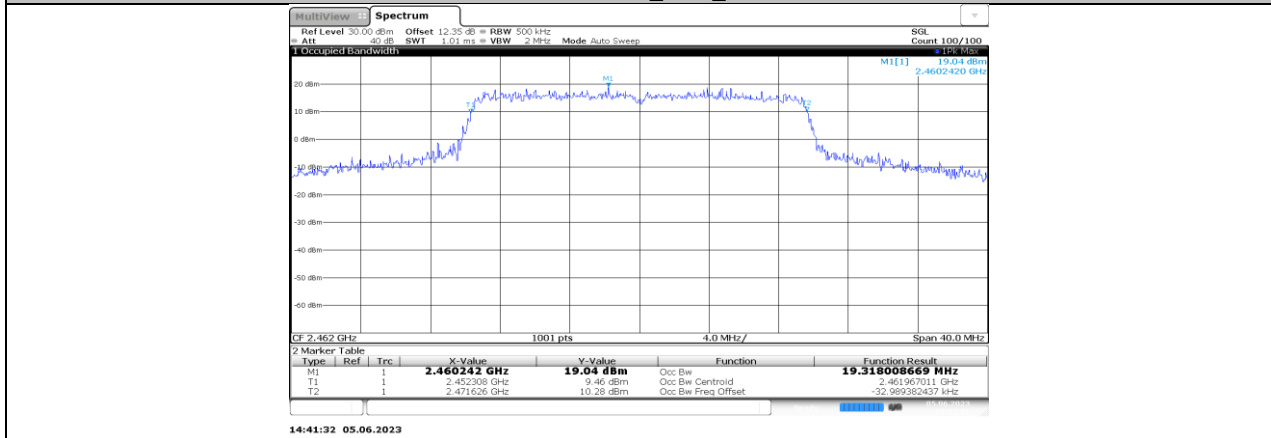
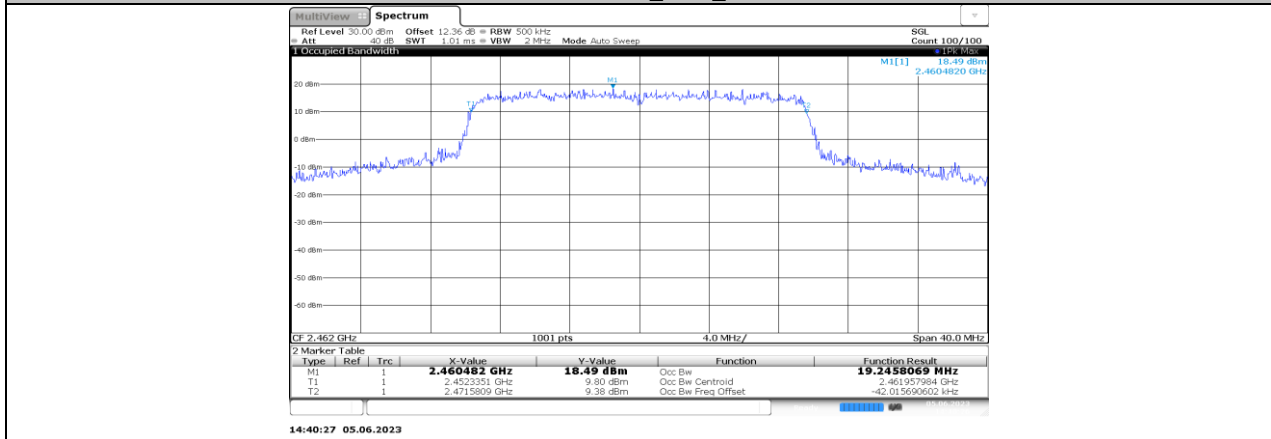
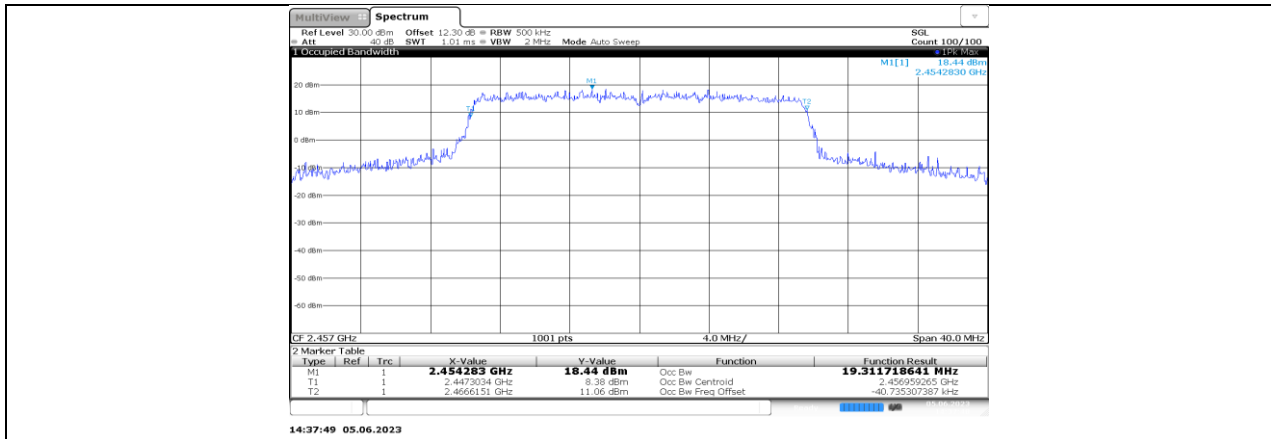
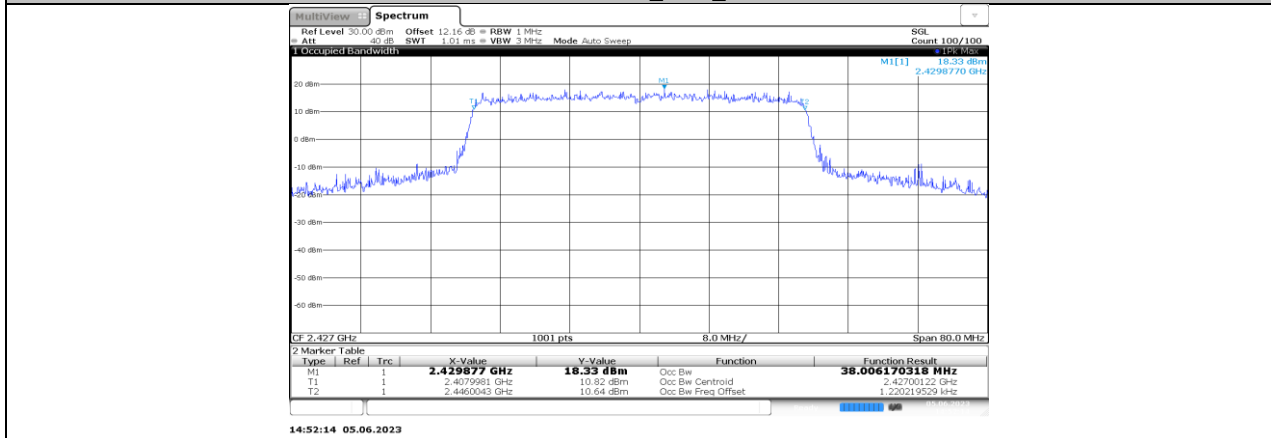
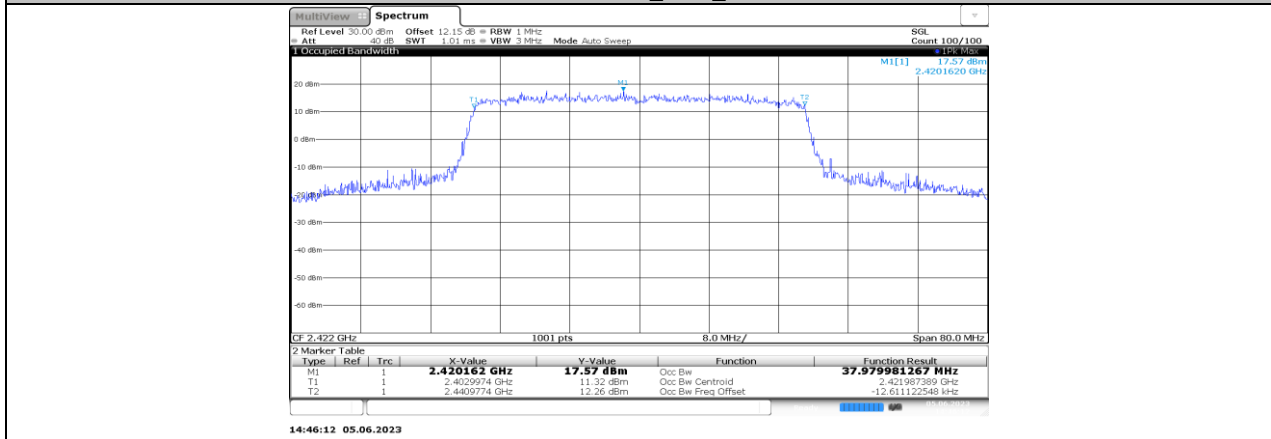
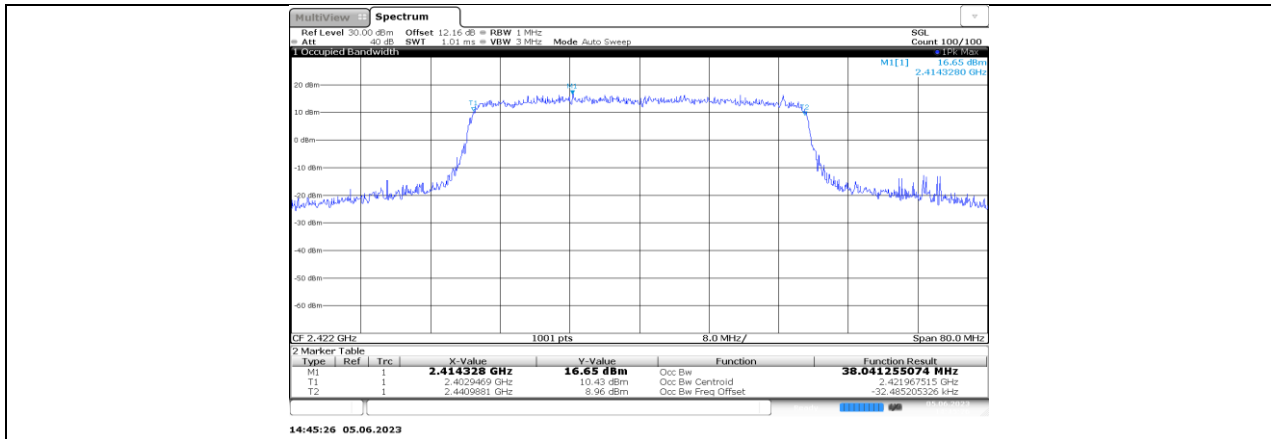


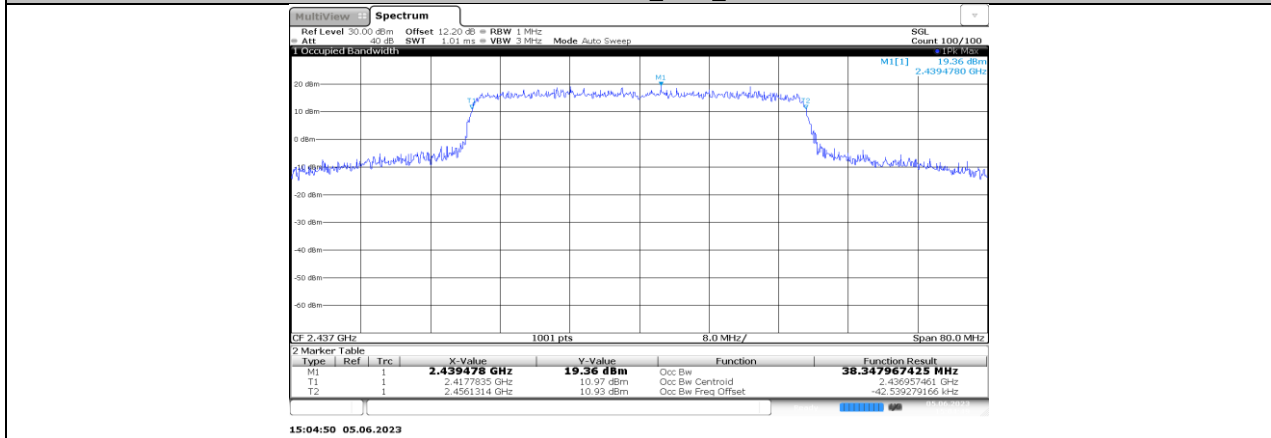
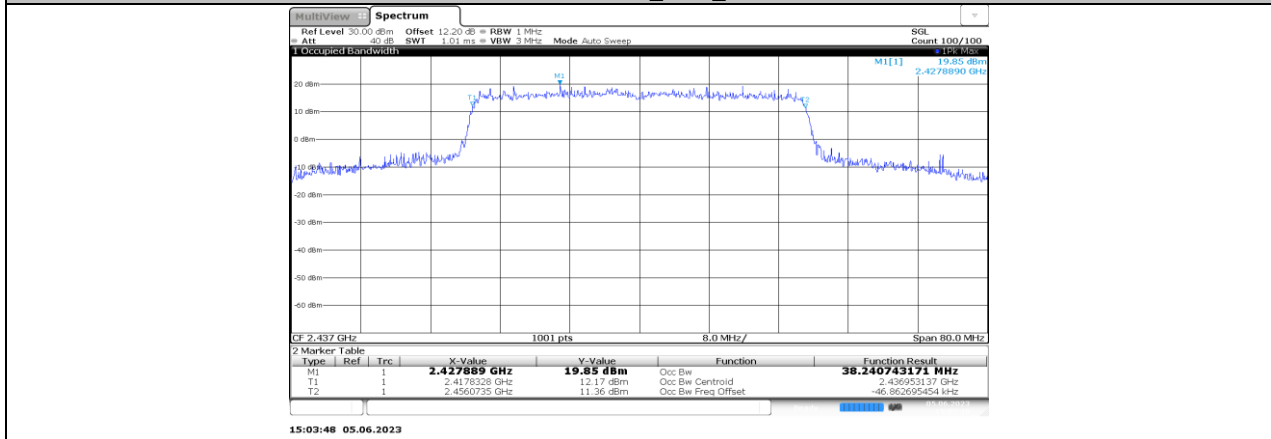
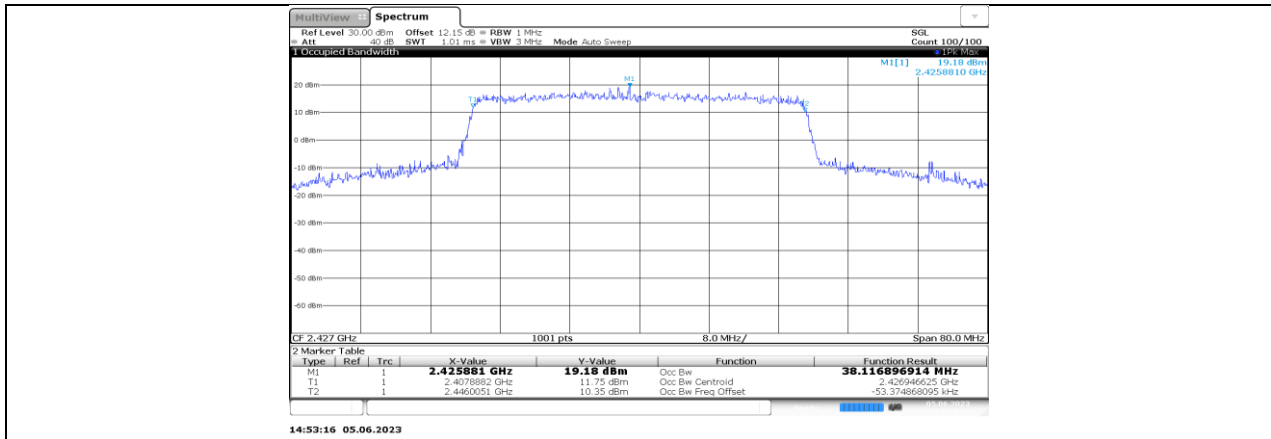
11AX20MIMO_Ant1_2412

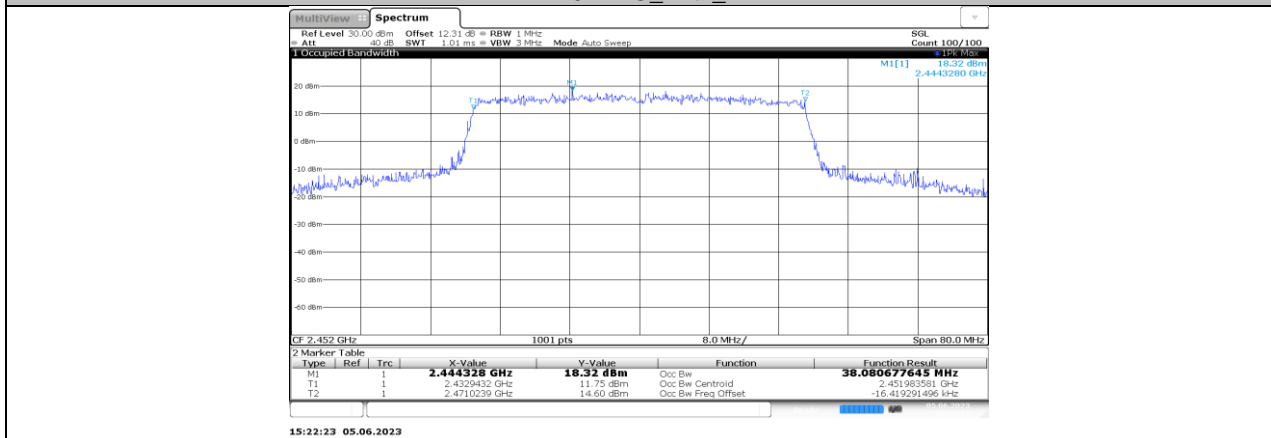
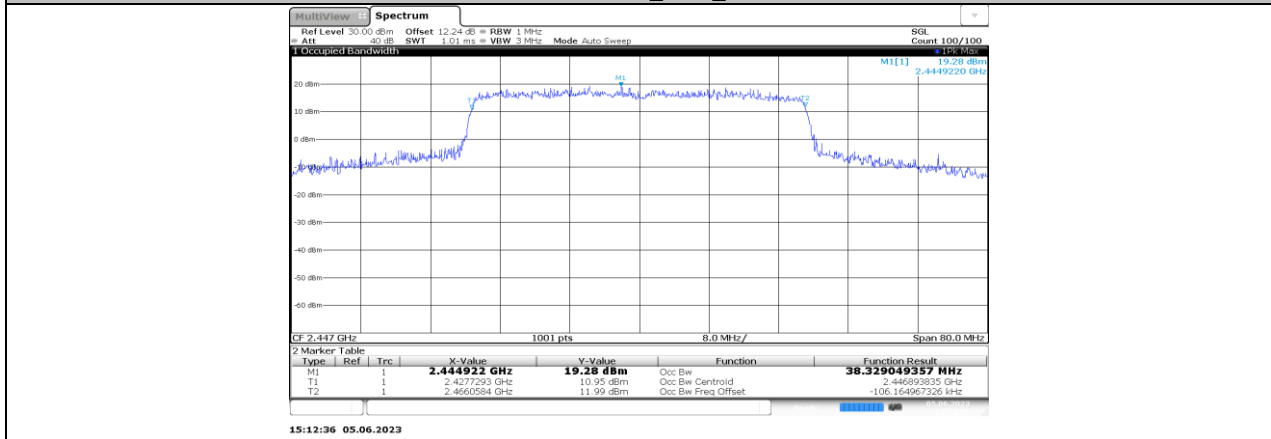
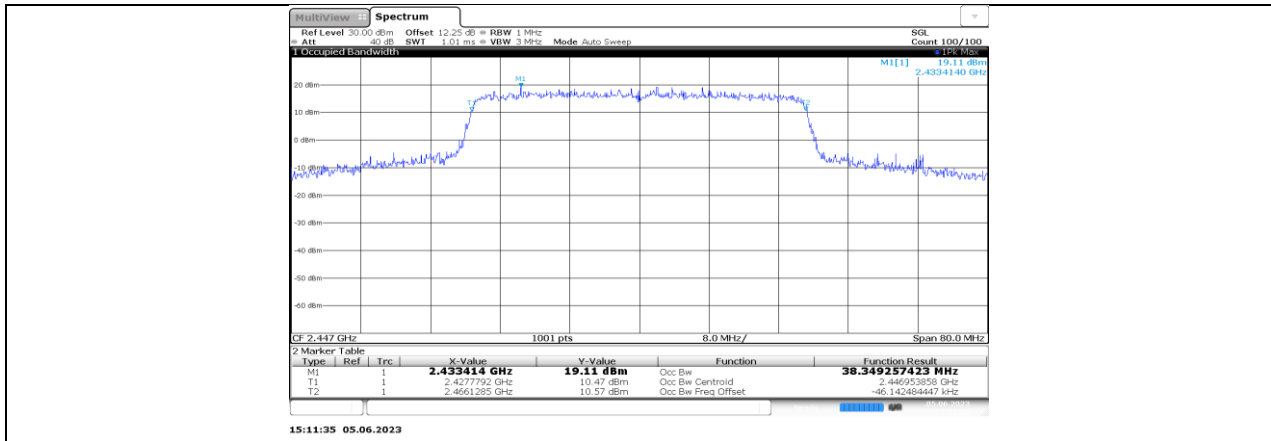




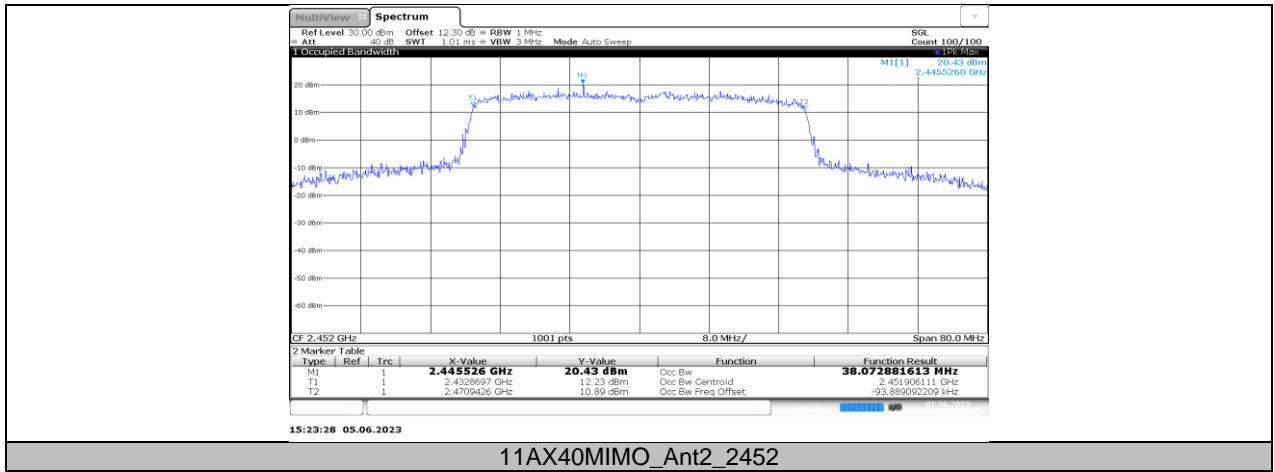








11AX40MIMO_Ant1_2452



11.3. APPENDIX C: MAXIMUM CONDUCTED OUTPUT POWER

11.3.1. Test Result for CDD Mode

Test Mode	Antenna	Channel	Conducted Result[dBm]	Limit[dBm]	EIRP Result[dBm]	Limit[dBm]	Verdict
11B-CDD	Ant1	2412	21.30	≤30.00	24.30	≤36.00	PASS
	Ant2	2412	21.90	≤30.00	24.90	≤36.00	PASS
	total	2412	24.62	≤30.00	27.62	≤36.00	PASS
	Ant1	2417	22.34	≤30.00	25.34	≤36.00	PASS
	Ant2	2417	23.05	≤30.00	26.05	≤36.00	PASS
	total	2417	25.72	≤30.00	28.72	≤36.00	PASS
	Ant1	2437	23.86	≤30.00	26.86	≤36.00	PASS
	Ant2	2437	23.89	≤30.00	26.89	≤36.00	PASS
	total	2437	26.89	≤30.00	29.89	≤36.00	PASS
	Ant1	2457	24.21	≤30.00	27.21	≤36.00	PASS
	Ant2	2457	24.75	≤30.00	27.75	≤36.00	PASS
	total	2457	27.50	≤30.00	30.50	≤36.00	PASS
	Ant1	2462	23.17	≤30.00	26.17	≤36.00	PASS
	Ant2	2462	23.61	≤30.00	26.61	≤36.00	PASS
	total	2462	26.41	≤30.00	29.41	≤36.00	PASS
11G-CDD	Ant1	2412	21.39	≤30.00	24.39	≤36.00	PASS
	Ant2	2412	21.77	≤30.00	24.77	≤36.00	PASS
	total	2412	24.59	≤30.00	27.59	≤36.00	PASS
	Ant1	2417	21.31	≤30.00	24.31	≤36.00	PASS
	Ant2	2417	21.79	≤30.00	24.79	≤36.00	PASS
	total	2417	24.57	≤30.00	27.57	≤36.00	PASS
	Ant1	2437	23.08	≤30.00	26.08	≤36.00	PASS
	Ant2	2437	23.22	≤30.00	26.22	≤36.00	PASS
	total	2437	26.16	≤30.00	29.16	≤36.00	PASS
	Ant1	2457	22.83	≤30.00	25.83	≤36.00	PASS
	Ant2	2457	23.13	≤30.00	26.13	≤36.00	PASS
	total	2457	25.99	≤30.00	28.99	≤36.00	PASS
	Ant1	2462	21.04	≤30.00	24.04	≤36.00	PASS
	Ant2	2462	21.53	≤30.00	24.53	≤36.00	PASS
	total	2462	24.30	≤30.00	27.30	≤36.00	PASS
11AX20MIMO	Ant1	2412	21.31	≤30.00	24.31	≤36.00	PASS
	Ant2	2412	21.81	≤30.00	24.81	≤36.00	PASS
	total	2412	24.58	≤30.00	27.58	≤36.00	PASS
	Ant1	2417	22.44	≤30.00	25.44	≤36.00	PASS
	Ant2	2417	22.71	≤30.00	25.71	≤36.00	PASS
	total	2417	25.59	≤30.00	28.59	≤36.00	PASS
	Ant1	2437	23.33	≤30.00	26.33	≤36.00	PASS
	Ant2	2437	23.43	≤30.00	26.43	≤36.00	PASS
	total	2437	26.39	≤30.00	29.39	≤36.00	PASS
	Ant1	2457	23.50	≤30.00	26.50	≤36.00	PASS
	Ant2	2457	23.85	≤30.00	26.85	≤36.00	PASS
	total	2457	26.69	≤30.00	29.69	≤36.00	PASS
	Ant1	2462	23.77	≤30.00	26.77	≤36.00	PASS
	Ant2	2462	23.95	≤30.00	26.95	≤36.00	PASS
	total	2462	26.87	≤30.00	29.87	≤36.00	PASS
11AX40MIMO	Ant1	2422	19.79	≤30.00	22.79	≤36.00	PASS
	Ant2	2422	20.29	≤30.00	23.29	≤36.00	PASS
	total	2422	23.06	≤30.00	26.06	≤36.00	PASS
	Ant1	2427	20.76	≤30.00	23.76	≤36.00	PASS
	Ant2	2427	21.06	≤30.00	24.06	≤36.00	PASS
	total	2427	23.92	≤30.00	26.92	≤36.00	PASS
	Ant1	2437	20.86	≤30.00	23.86	≤36.00	PASS
Ant2	2437	21.32	≤30.00	24.32	≤36.00	PASS	

	total	2437	24.11	≤30.00	27.11	≤36.00	PASS
	Ant1	2447	19.08	≤30.00	22.08	≤36.00	PASS
	Ant2	2447	19.43	≤30.00	22.43	≤36.00	PASS
	total	2447	22.27	≤30.00	25.27	≤36.00	PASS
	Ant1	2452	18.79	≤30.00	21.79	≤36.00	PASS
	Ant2	2452	19.23	≤30.00	22.23	≤36.00	PASS
	total	2452	22.03	≤30.00	25.03	≤36.00	PASS

Note: 1. Conducted Power=Meas. Level+ Correction Factor

2. The Duty Cycle Factor (refer to section 7.5) had already compensated to the test data.

3. For Antenna gain, the total EIRP is calculated using directional gain, and ANT1/ANT2 EIRP are calculated using antenna gain.

11.3.2. Test Result for TX Beamforming Mode

Test Mode	Antenna	Channel	Conducted Result[dBm]	Limit[dBm]	EIRP Result[dBm]	Limit[dBm]	Verdict
11AX20MIMO	Ant1	2412	18.16	≤30.00	21.17	≤36.00	PASS
	Ant2	2412	18.62	≤30.00	21.63	≤36.00	PASS
	total	2412	21.41	≤30.00	27.42	≤36.00	PASS
	Ant1	2417	19.28	≤30.00	22.29	≤36.00	PASS
	Ant2	2417	19.54	≤30.00	22.55	≤36.00	PASS
	total	2417	22.42	≤30.00	28.43	≤36.00	PASS
	Ant1	2437	20.19	≤30.00	23.20	≤36.00	PASS
	Ant2	2437	20.30	≤30.00	23.31	≤36.00	PASS
	total	2437	23.26	≤30.00	29.27	≤36.00	PASS
	Ant1	2457	20.34	≤30.00	23.35	≤36.00	PASS
	Ant2	2457	20.67	≤30.00	23.68	≤36.00	PASS
	total	2457	23.52	≤30.00	29.53	≤36.00	PASS
	Ant1	2462	20.44	≤30.00	23.45	≤36.00	PASS
	Ant2	2462	20.79	≤30.00	23.80	≤36.00	PASS
	total	2462	23.63	≤30.00	29.64	≤36.00	PASS
11AX40MIMO	Ant1	2422	16.65	≤30.00	19.66	≤36.00	PASS
	Ant2	2422	17.15	≤30.00	20.16	≤36.00	PASS
	total	2422	19.92	≤30.00	25.93	≤36.00	PASS
	Ant1	2427	17.54	≤30.00	20.55	≤36.00	PASS
	Ant2	2427	17.91	≤30.00	20.92	≤36.00	PASS
	total	2427	20.74	≤30.00	26.75	≤36.00	PASS
	Ant1	2437	17.67	≤30.00	20.68	≤36.00	PASS
	Ant2	2437	18.18	≤30.00	21.19	≤36.00	PASS
	total	2437	20.94	≤30.00	26.95	≤36.00	PASS
	Ant1	2447	16.01	≤30.00	19.02	≤36.00	PASS
	Ant2	2447	16.23	≤30.00	19.24	≤36.00	PASS
	total	2447	19.13	≤30.00	25.14	≤36.00	PASS
	Ant1	2452	15.56	≤30.00	18.57	≤36.00	PASS
	Ant2	2452	16.11	≤30.00	19.12	≤36.00	PASS
	total	2452	18.85	≤30.00	24.86	≤36.00	PASS

Note: 1. Conducted Power=Meas. Level+ Correction Factor

2. The Duty Cycle Factor (refer to section 7.5) had already compensated to the test data.

3. For Antenna gain, the total EIRP is calculated using directional gain, and ANT1/ANT2 EIRP are calculated using antenna gain.

11.4. APPENDIX D: MAXIMUM POWER SPECTRAL DENSITY

11.4.1. Test Result

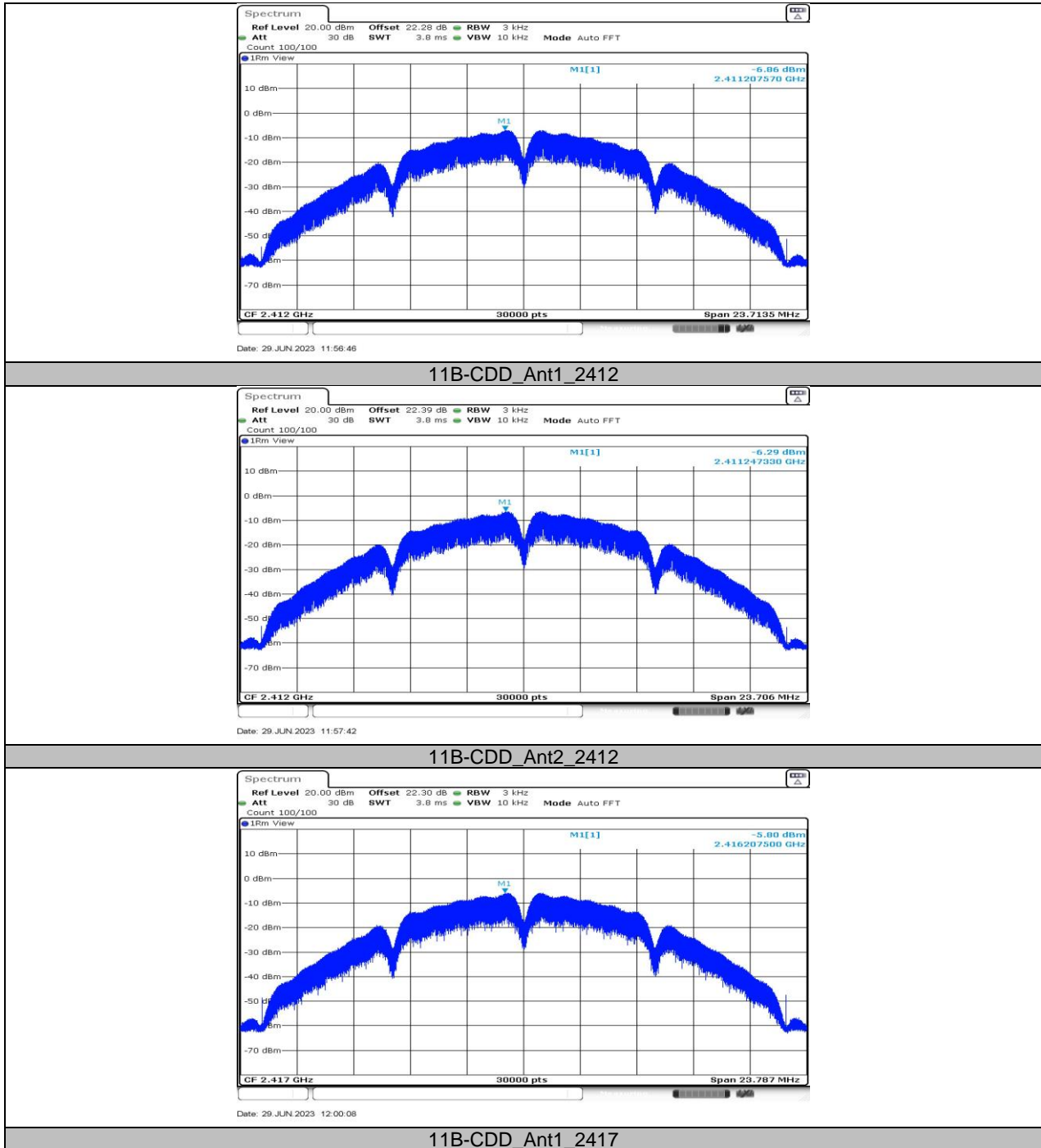
Test Mode	Antenna	Channel	Result[dBm/3kHz]	Limit[dBm/3kHz]	Verdict
11B-CDD	Ant1	2412	-6.86	≤8.00	PASS
	Ant2	2412	-6.29	≤8.00	PASS
	total	2412	-3.56	≤8.00	PASS
	Ant1	2417	-5.8	≤8.00	PASS
	Ant2	2417	-5.11	≤8.00	PASS
	total	2417	-2.43	≤8.00	PASS
	Ant1	2437	-6.2	≤8.00	PASS
	Ant2	2437	-6.22	≤8.00	PASS
	total	2437	-3.20	≤8.00	PASS
	Ant1	2457	-5.7	≤8.00	PASS
	Ant2	2457	-5.38	≤8.00	PASS
	total	2457	-2.53	≤8.00	PASS
	Ant1	2462	-5.05	≤8.00	PASS
	Ant2	2462	-4.54	≤8.00	PASS
total	2462	-1.78	≤8.00	PASS	
11G-CDD	Ant1	2412	-10.61	≤8.00	PASS
	Ant2	2412	-10.02	≤8.00	PASS
	total	2412	-7.29	≤8.00	PASS
	Ant1	2417	-10.69	≤8.00	PASS
	Ant2	2417	-10.56	≤8.00	PASS
	total	2417	-7.61	≤8.00	PASS
	Ant1	2437	-8.57	≤8.00	PASS
	Ant2	2437	-8.83	≤8.00	PASS
	total	2437	-5.69	≤8.00	PASS
	Ant1	2457	-9.26	≤8.00	PASS
	Ant2	2457	-8.77	≤8.00	PASS
	total	2457	-6.00	≤8.00	PASS
	Ant1	2462	-11.02	≤8.00	PASS
	Ant2	2462	-10.3	≤8.00	PASS
total	2462	-7.63	≤8.00	PASS	
11AX20MIMO	Ant1	2412	-13.86	≤8.00	PASS
	Ant2	2412	-13.56	≤8.00	PASS
	total	2412	-10.70	≤8.00	PASS
	Ant1	2417	-13.25	≤8.00	PASS
	Ant2	2417	-12.7	≤8.00	PASS
	total	2417	-9.96	≤8.00	PASS
	Ant1	2437	-12.39	≤8.00	PASS
	Ant2	2437	-11.8	≤8.00	PASS
	total	2437	-9.07	≤8.00	PASS
	Ant1	2457	-11.77	≤8.00	PASS
	Ant2	2457	-11.36	≤8.00	PASS
	total	2457	-8.55	≤8.00	PASS
	Ant1	2462	-11.63	≤8.00	PASS
	Ant2	2462	-11.24	≤8.00	PASS
total	2462	-8.42	≤8.00	PASS	
11AX40MIMO	Ant1	2422	-18.35	≤8.00	PASS
	Ant2	2422	-18.41	≤8.00	PASS
	total	2422	-15.37	≤8.00	PASS
	Ant1	2427	-17.41	≤8.00	PASS
	Ant2	2427	-17.25	≤8.00	PASS
	total	2427	-14.32	≤8.00	PASS
	Ant1	2437	-17.44	≤8.00	PASS
Ant2	2437	-16.58	≤8.00	PASS	

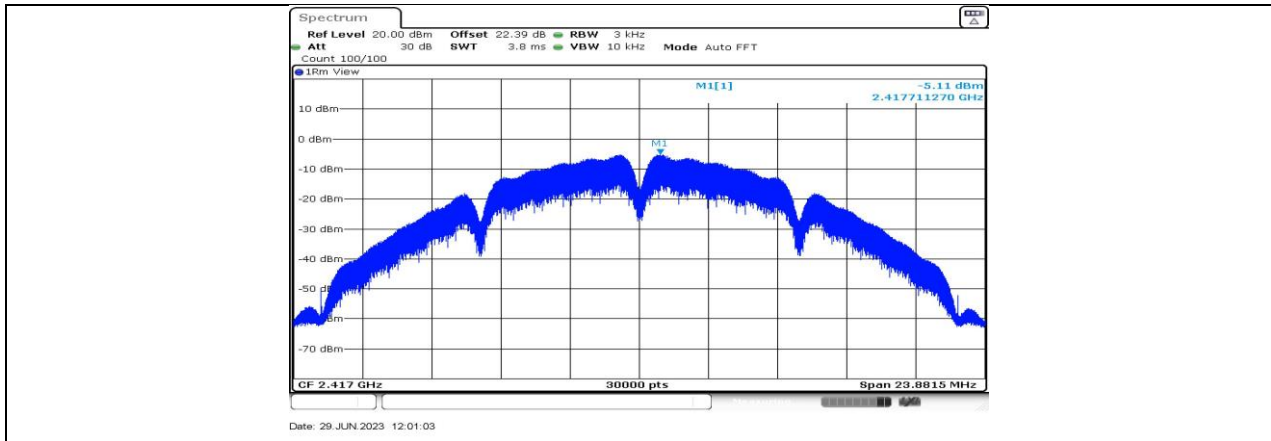
	total	2437	-13.98	≤ 8.00	PASS
	Ant1	2447	-19.54	≤ 8.00	PASS
	Ant2	2447	-18.98	≤ 8.00	PASS
	total	2447	-16.24	≤ 8.00	PASS
	Ant1	2452	-19.39	≤ 8.00	PASS
	Ant2	2452	-19.14	≤ 8.00	PASS
	total	2452	-16.25	≤ 8.00	PASS

Note: 1. The Duty Cycle Factor (refer to section 7.5) had already compensated to the test data.

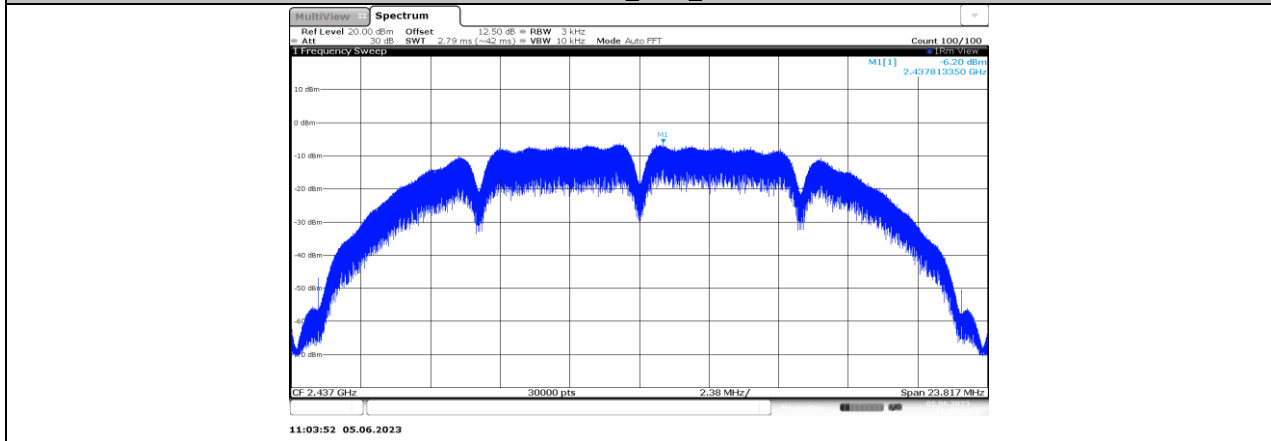
2. For Antenna gain, the total EIRP is calculated using directional gain, and ANT1/ANT2 EIRP are calculated using antenna gain.

11.4.2. Test Graphs

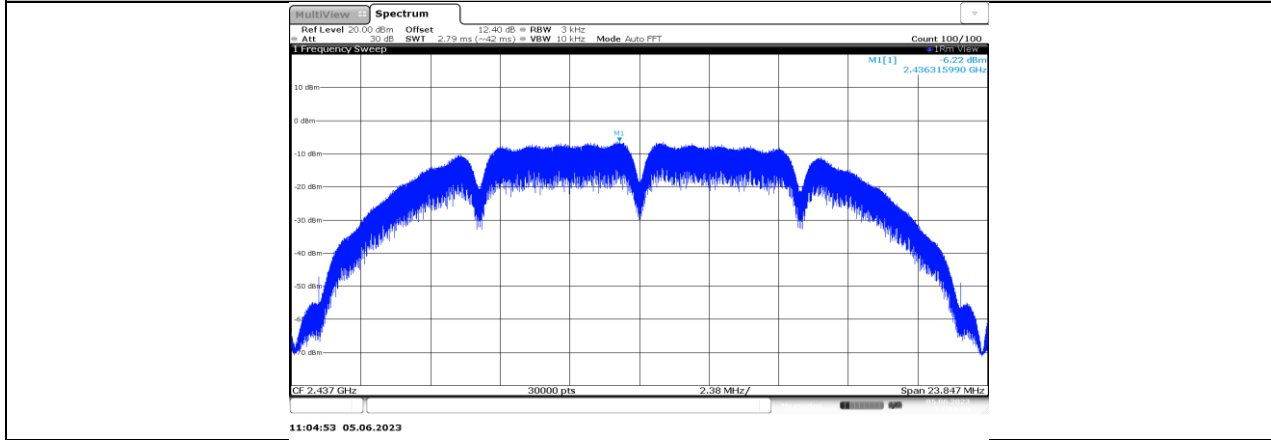




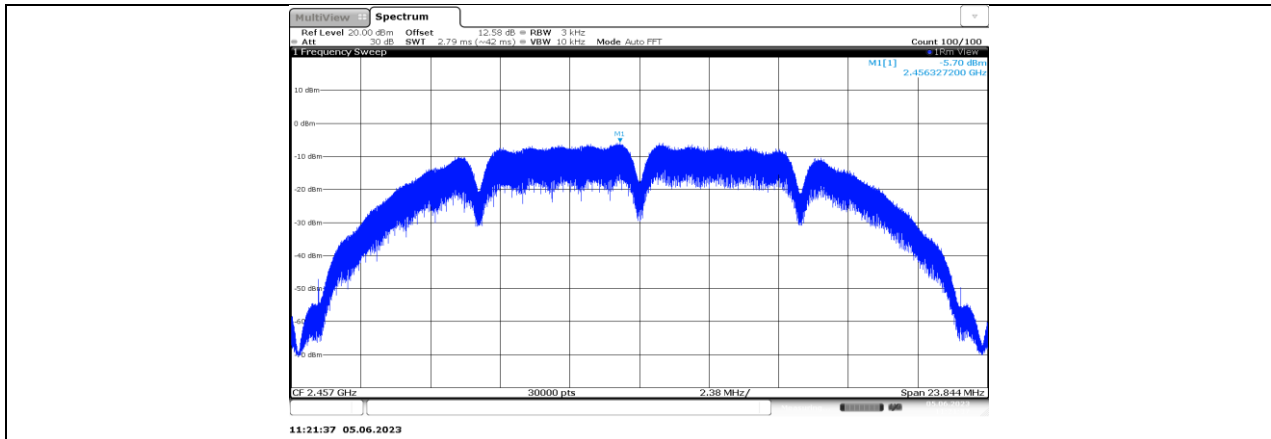
11B-CDD_Ant2_2417



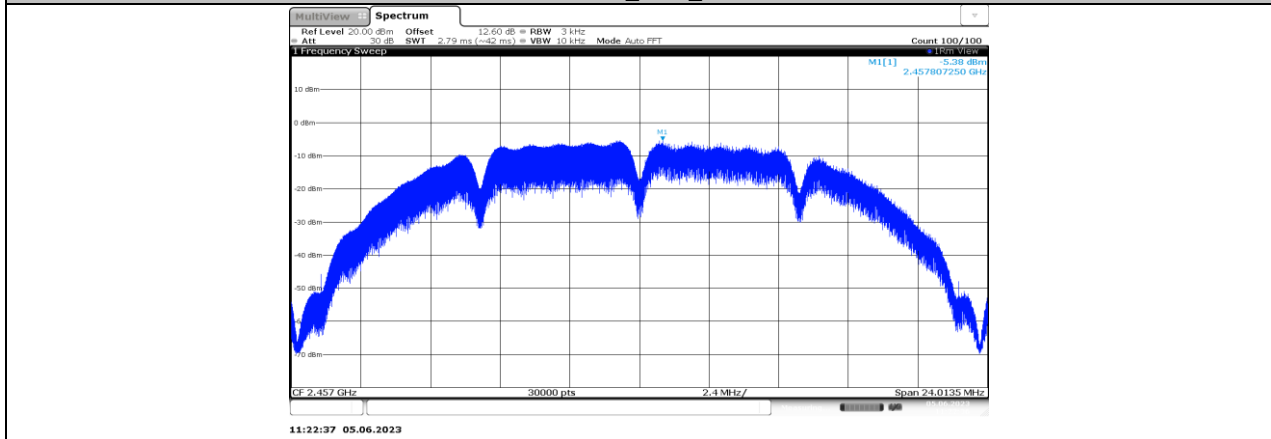
11B-CDD_Ant1_2437



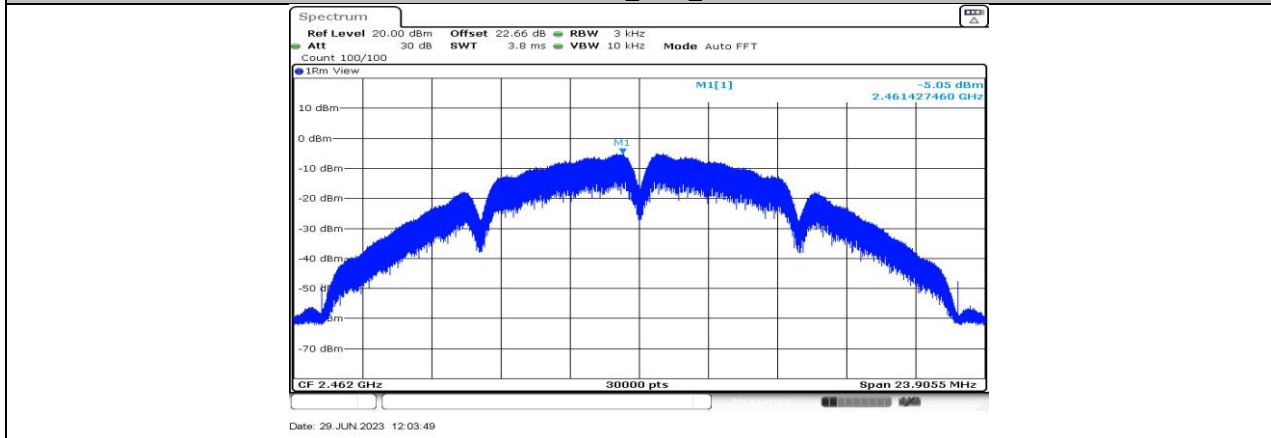
11B-CDD_Ant2_2437



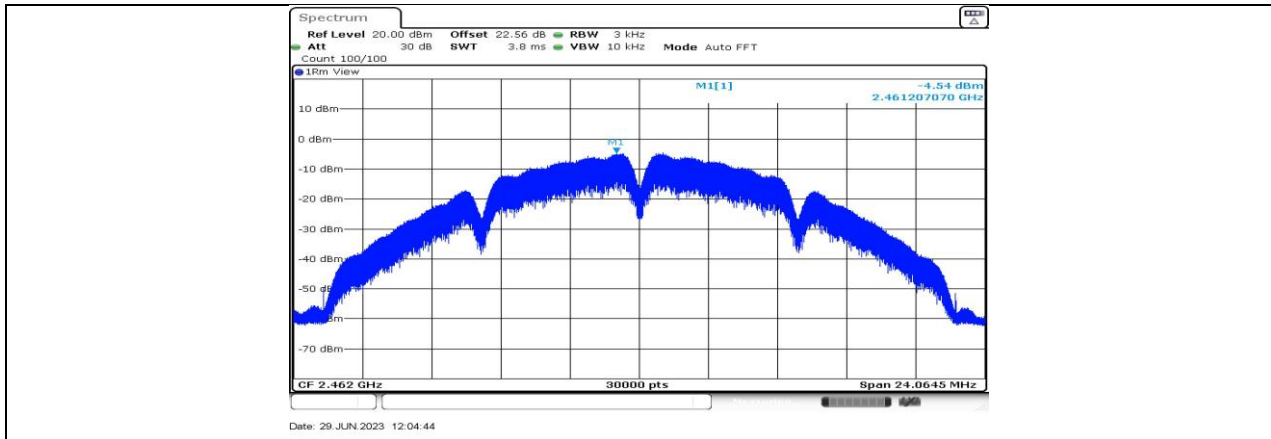
11B-CDD_Ant1_2457



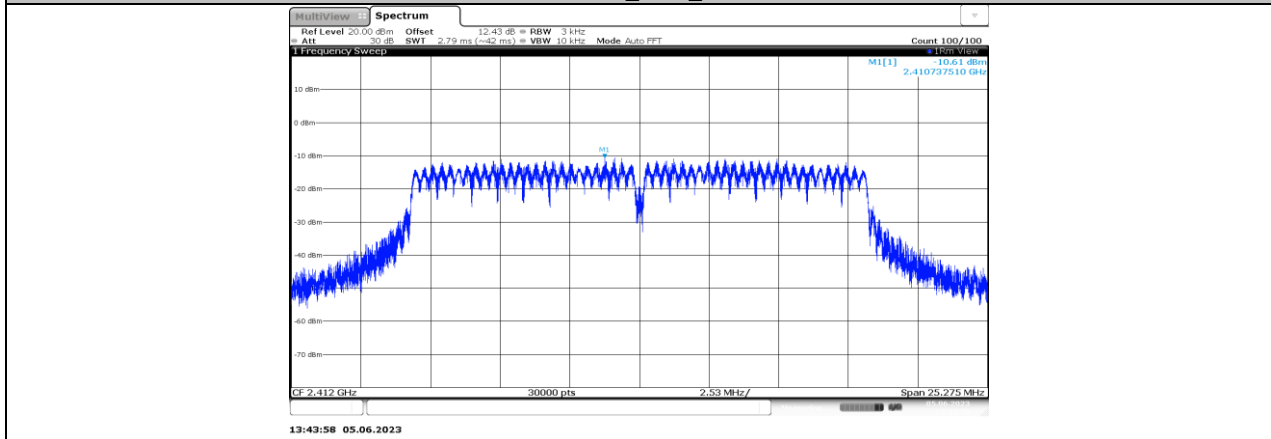
11B-CDD_Ant2_2457



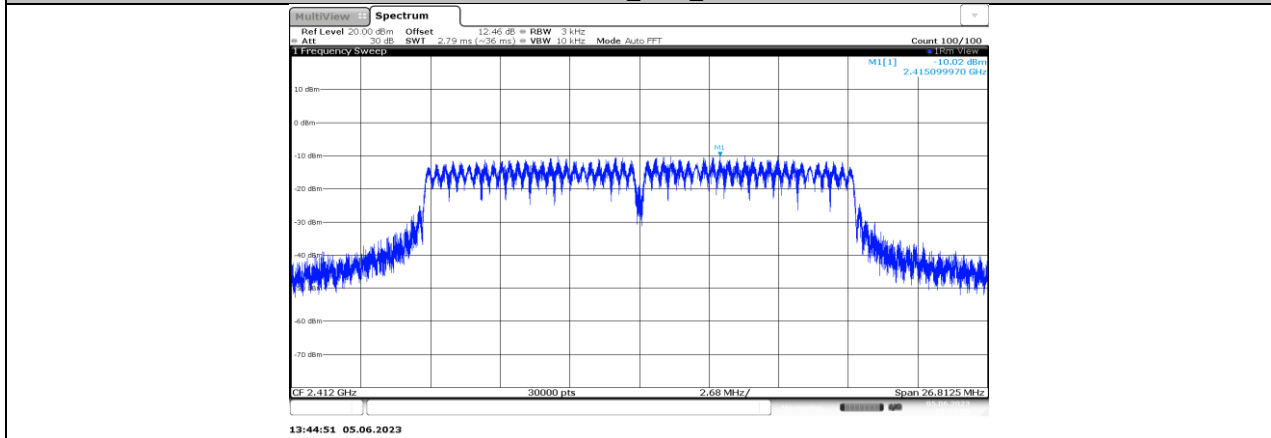
11B-CDD_Ant1_2462



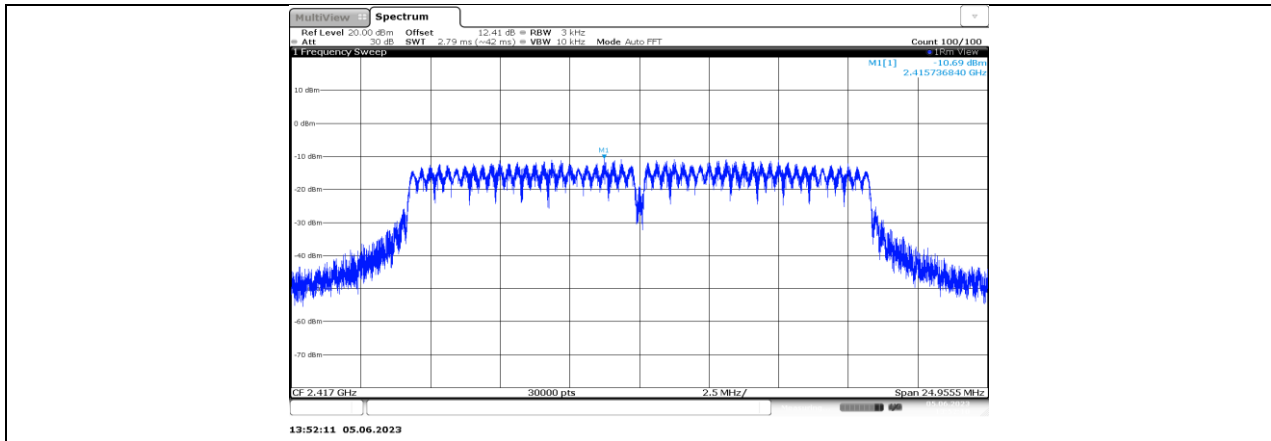
11B-CDD_Ant2_2462



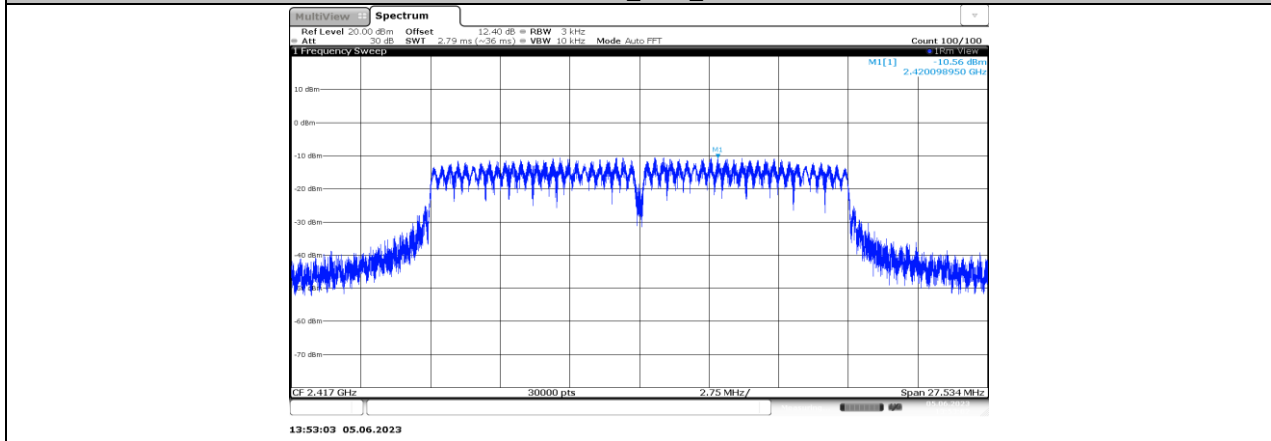
11G-CDD_Ant1_2412



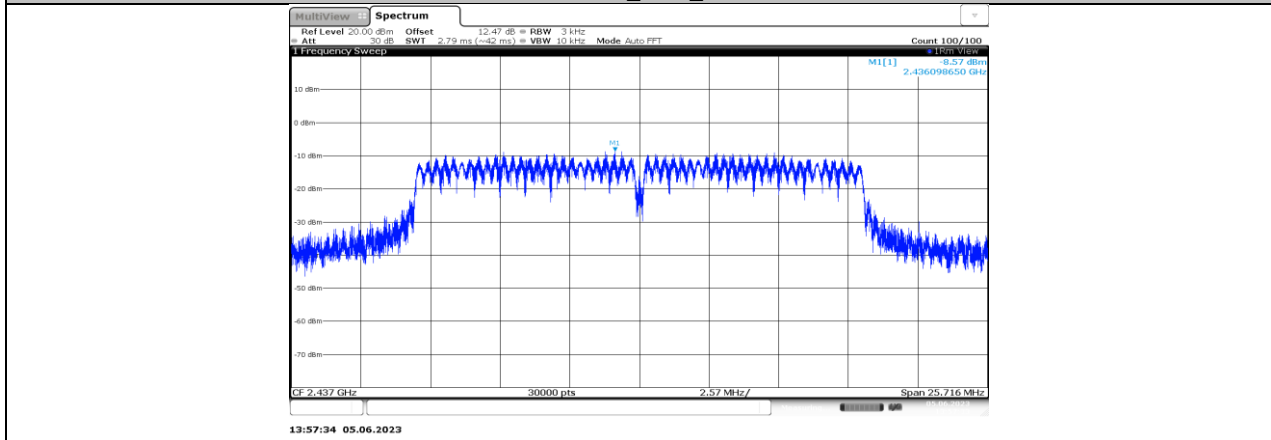
11G-CDD_Ant2_2412



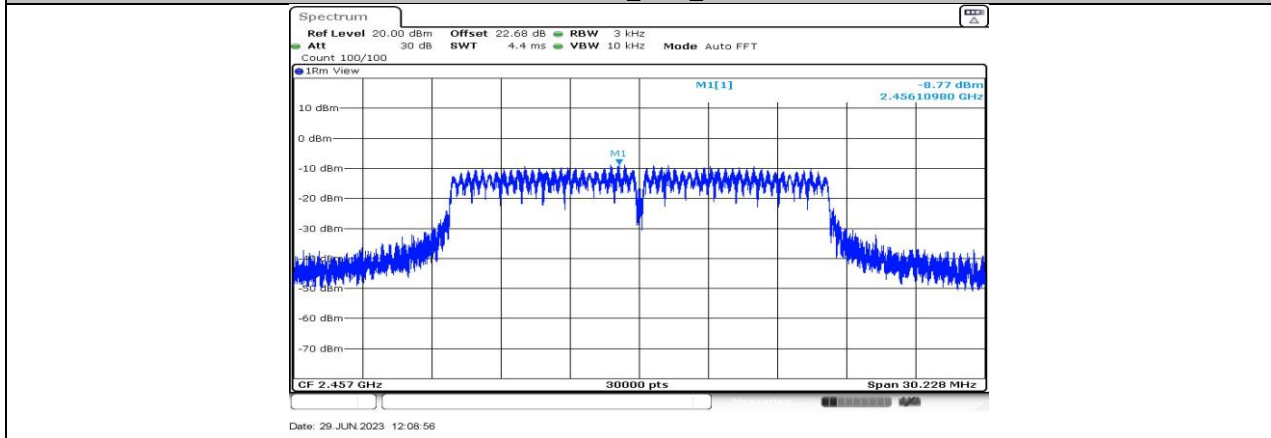
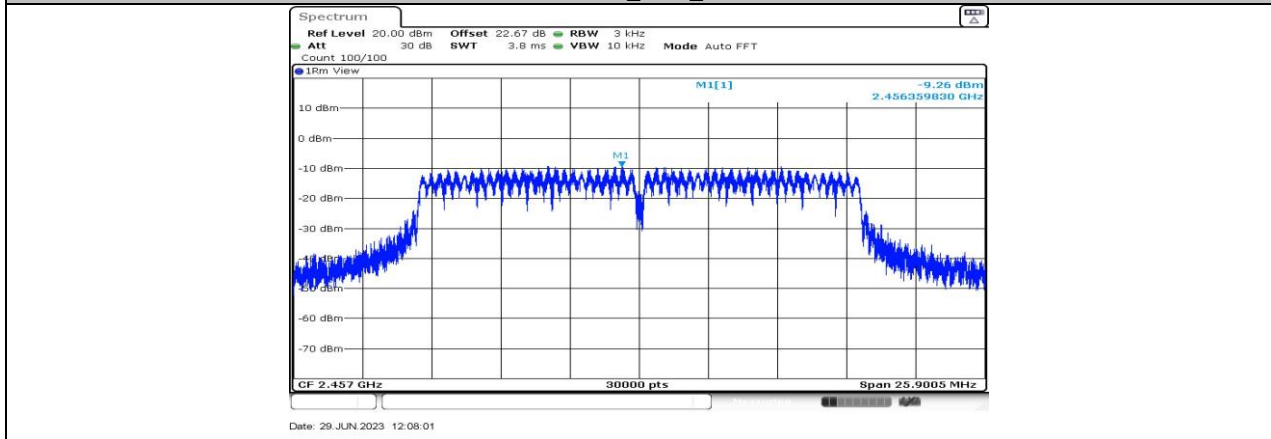
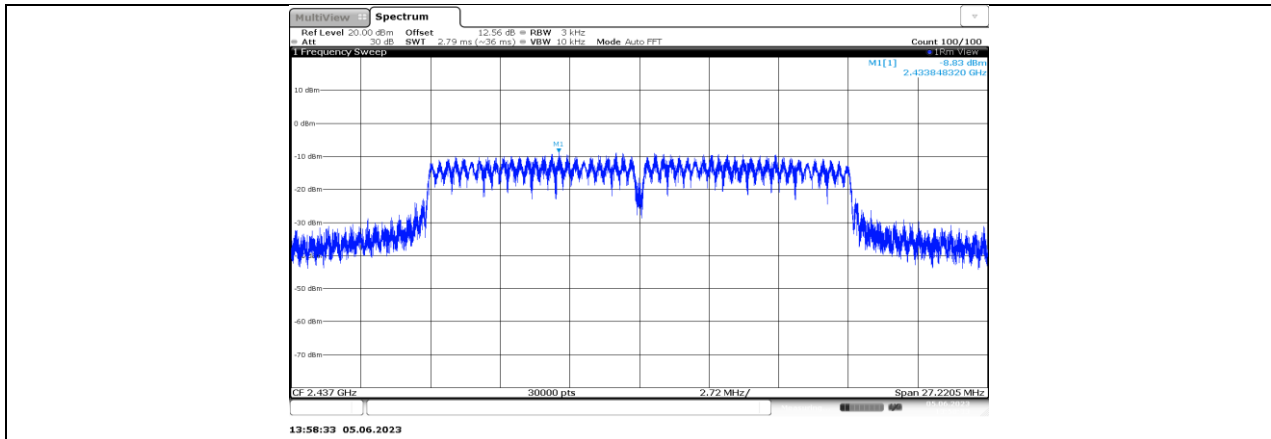
11G-CDD_Ant1_2417

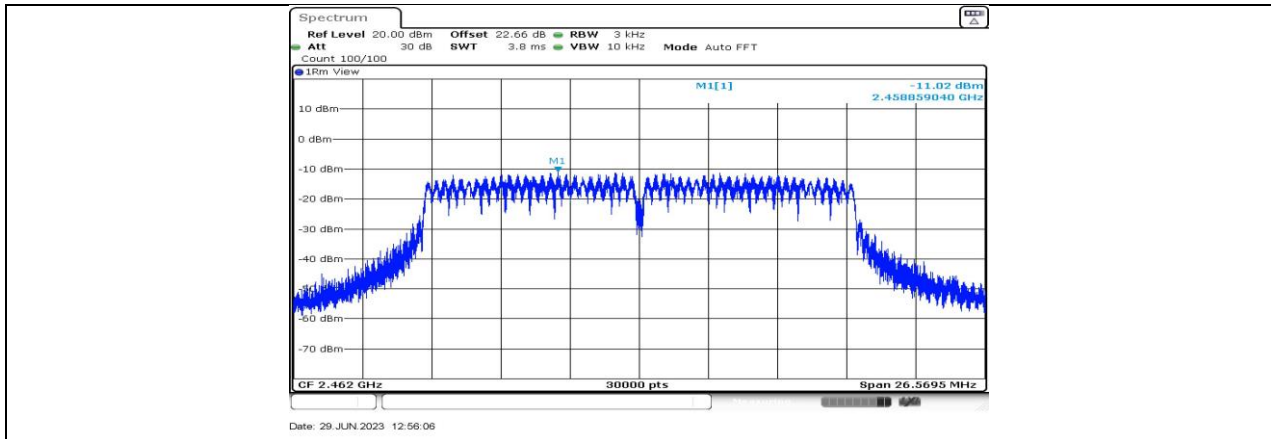


11G-CDD_Ant2_2417

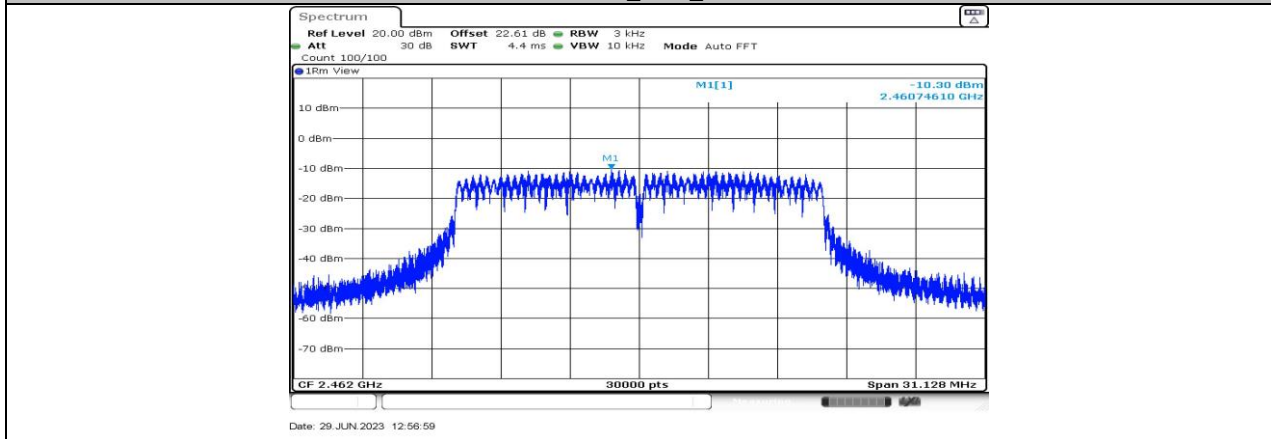


11G-CDD_Ant1_2437

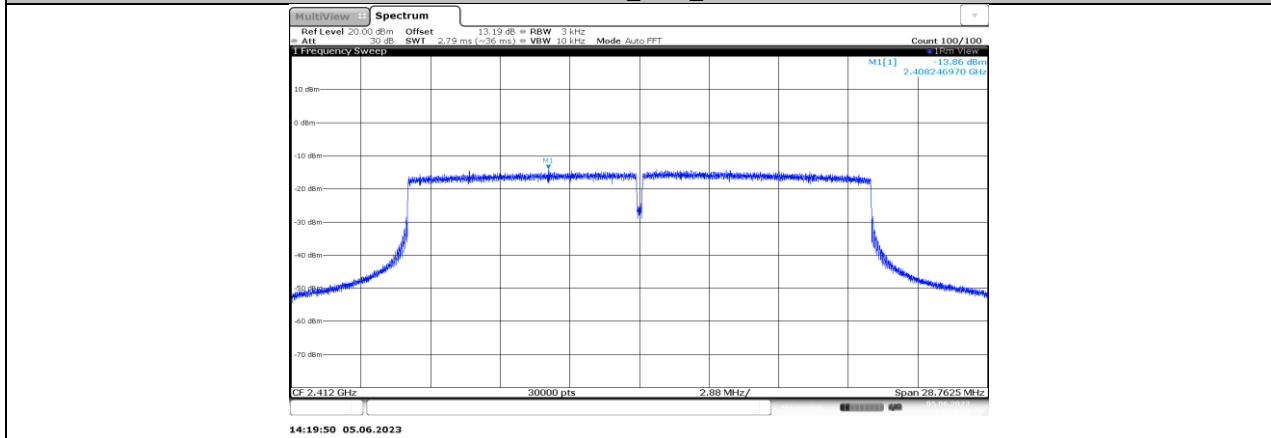




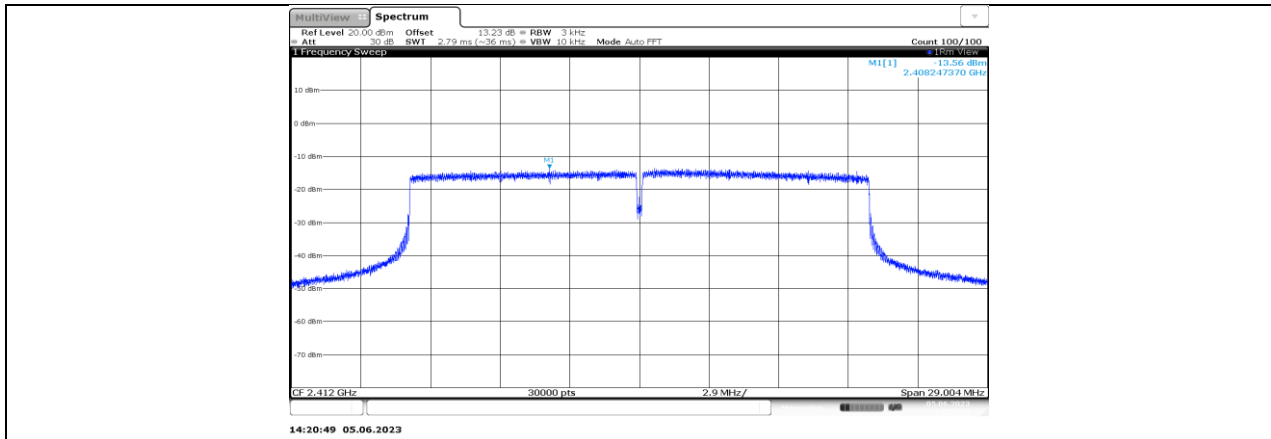
11G-CDD_Ant1_2462



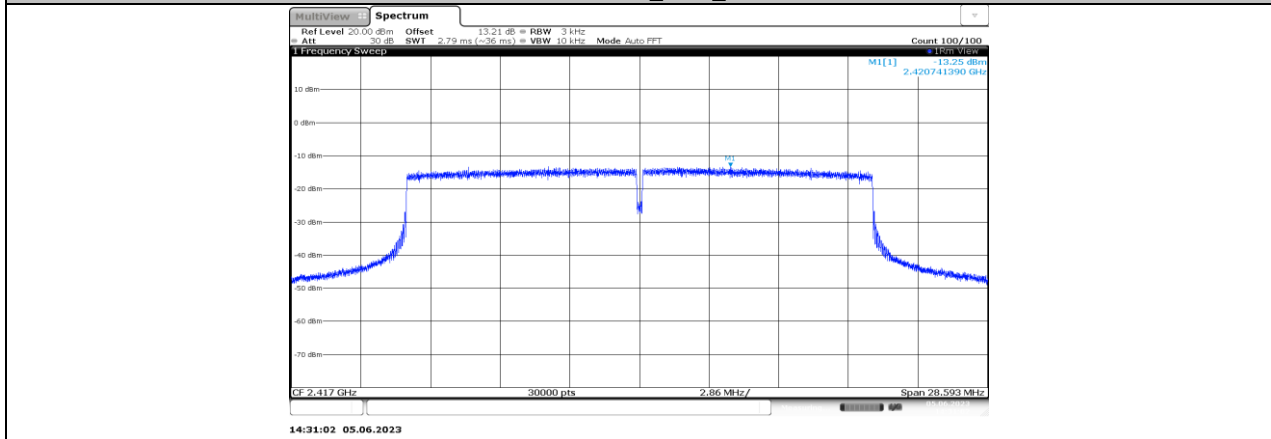
11G-CDD_Ant2_2462



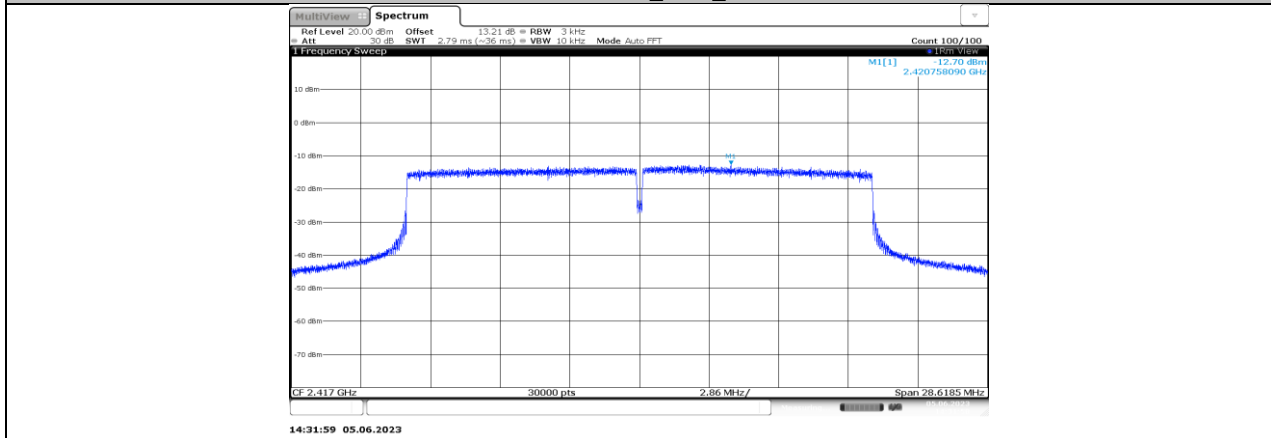
11AX20MIMO_Ant1_2412



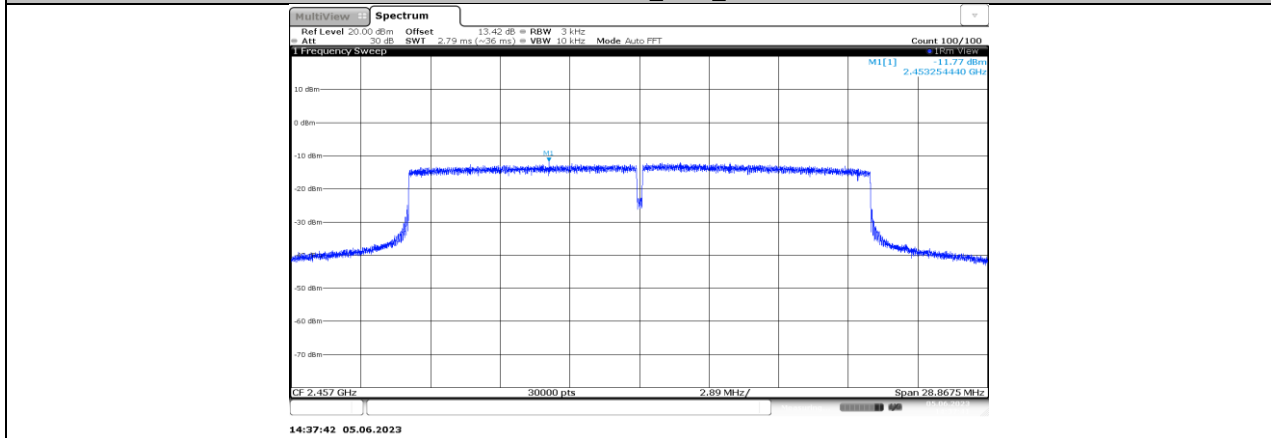
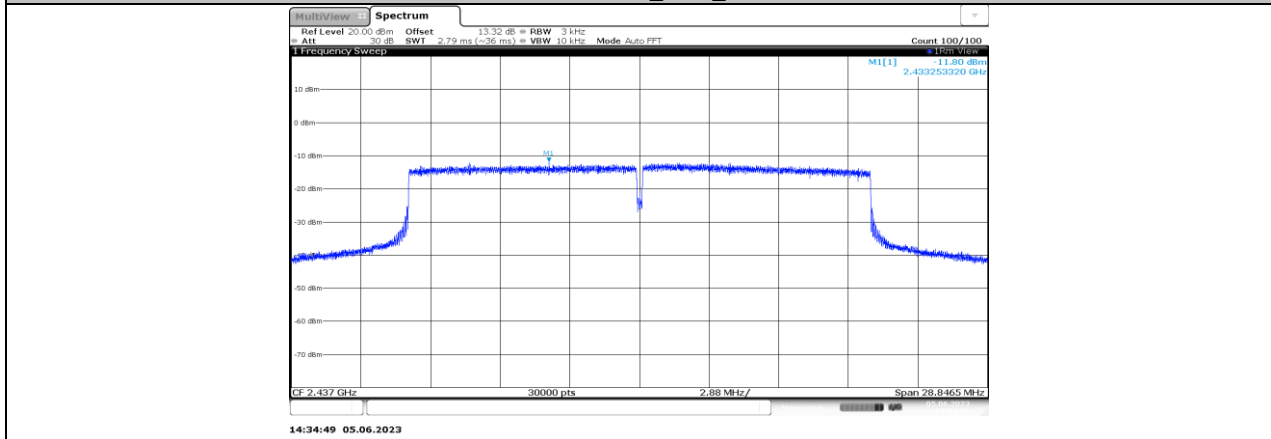
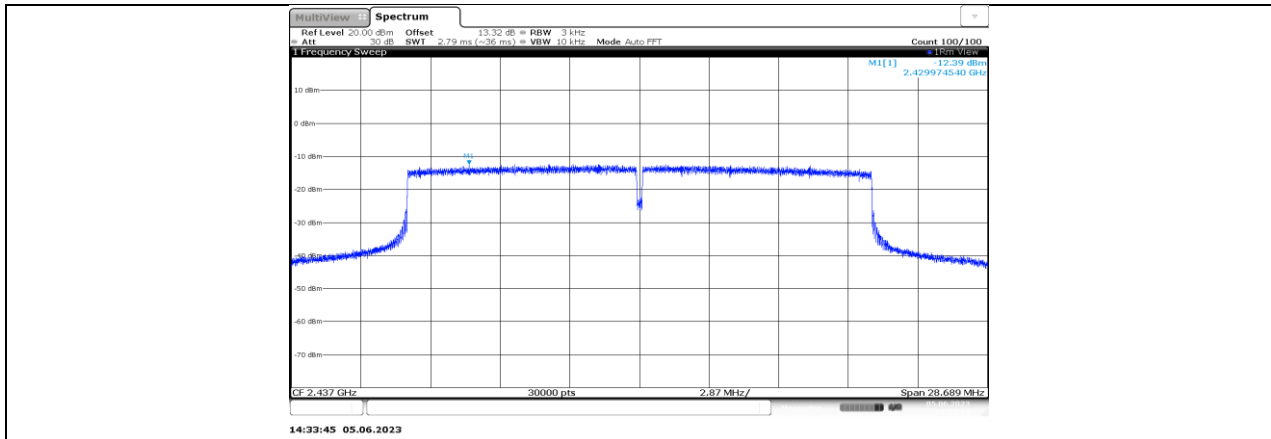
11AX20MIMO_Ant2_2412

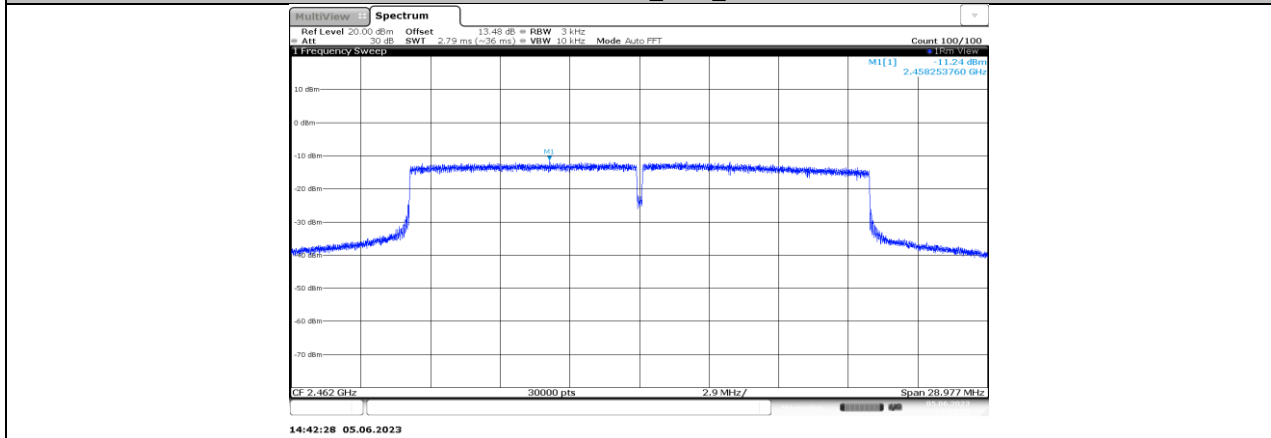
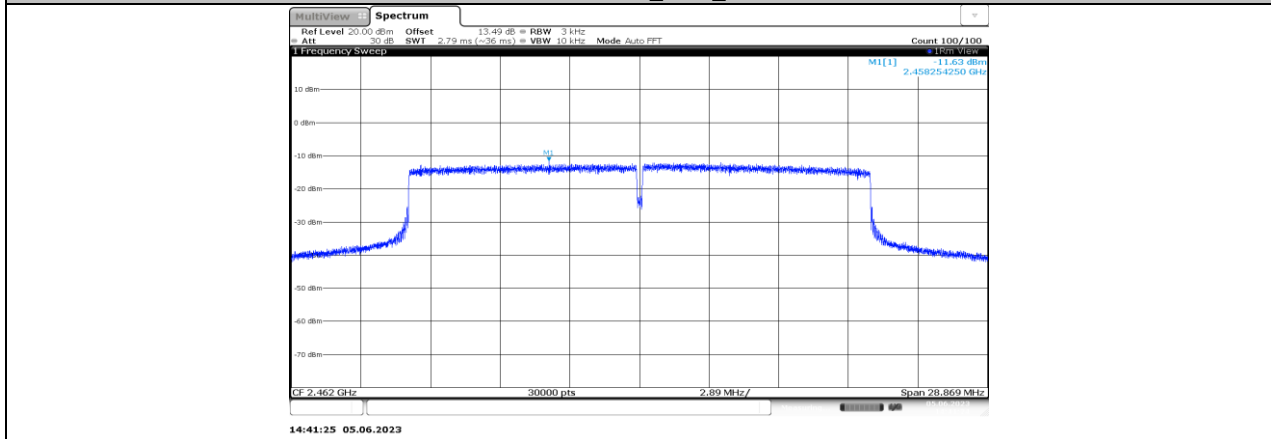
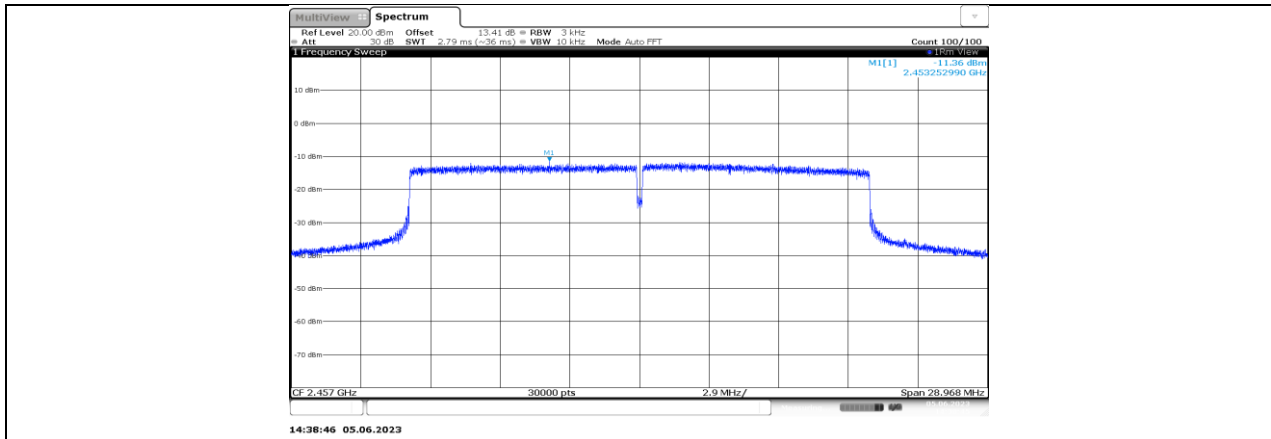


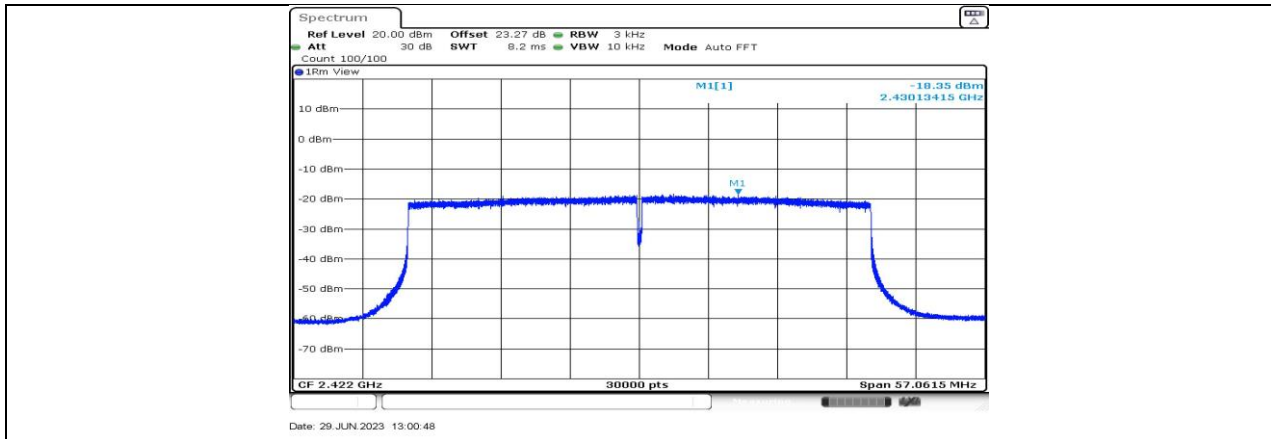
11AX20MIMO_Ant1_2417



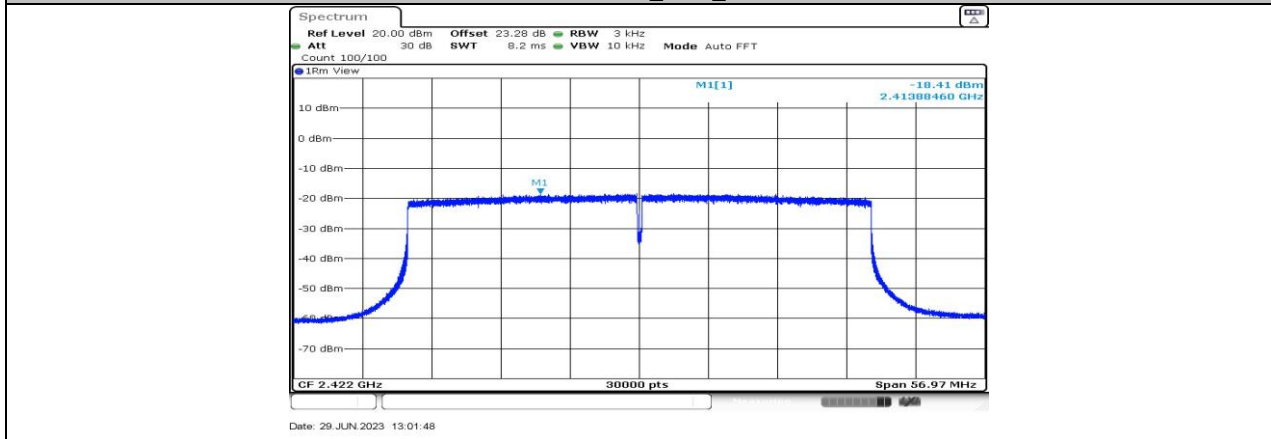
11AX20MIMO_Ant2_2417



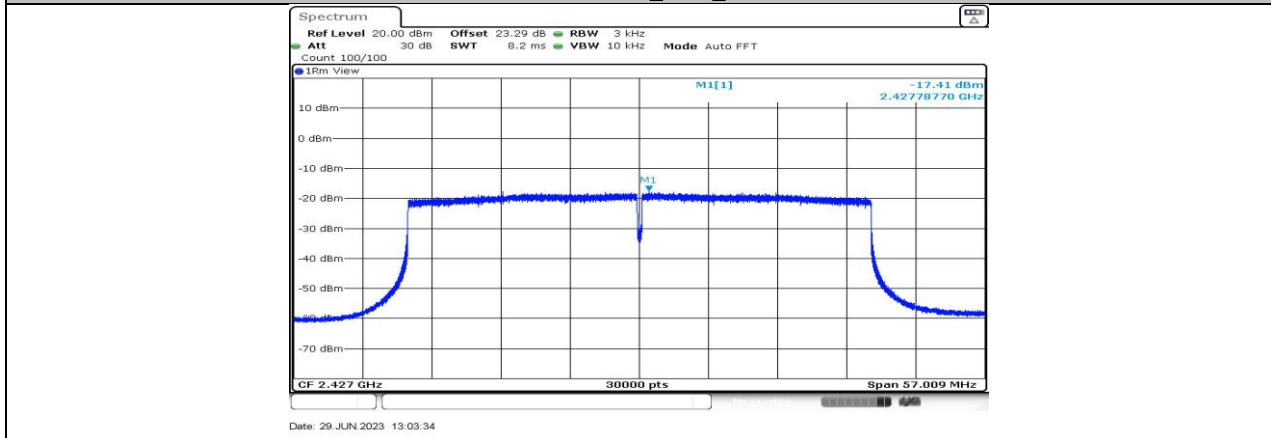




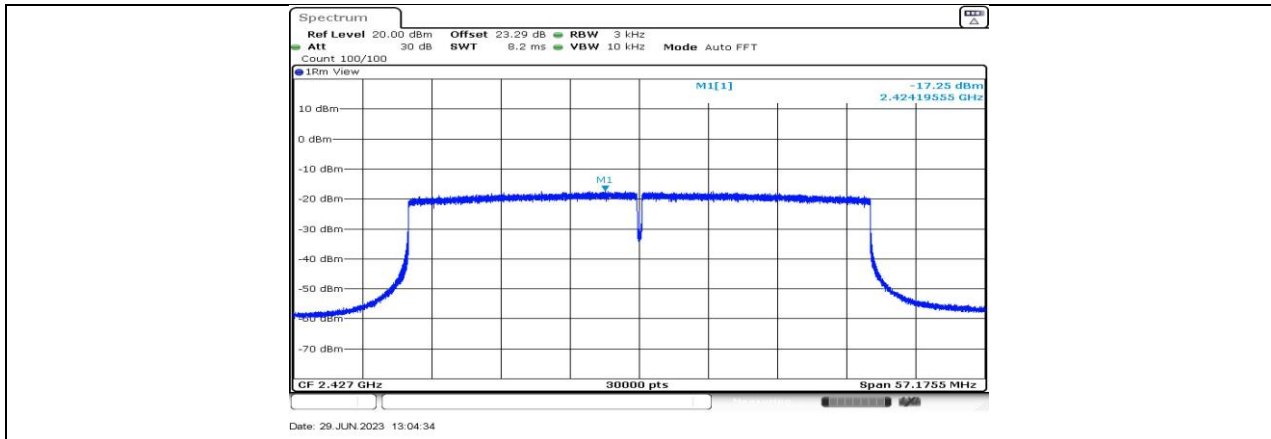
11AX40MIMO_Ant1_2422



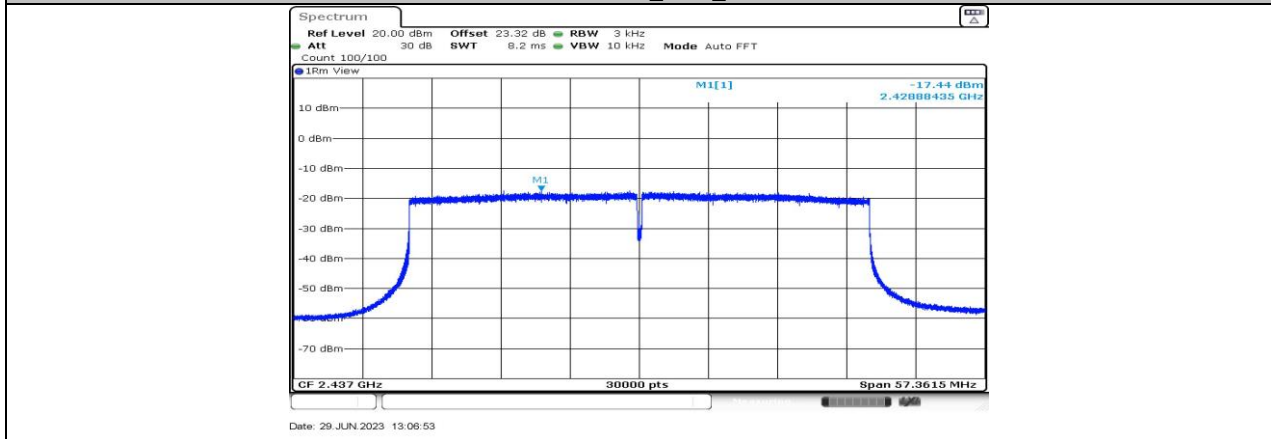
11AX40MIMO_Ant2_2422



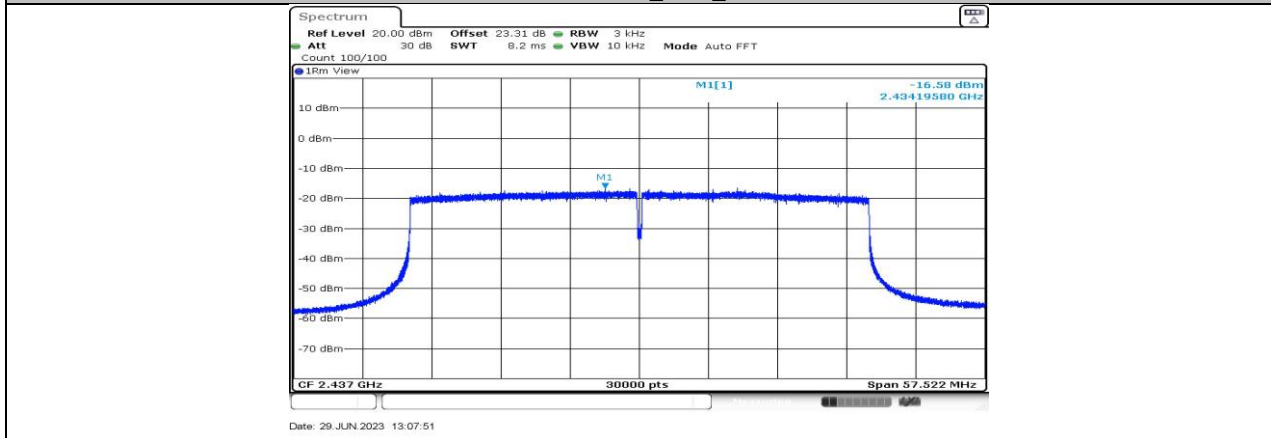
11AX40MIMO_Ant1_2427



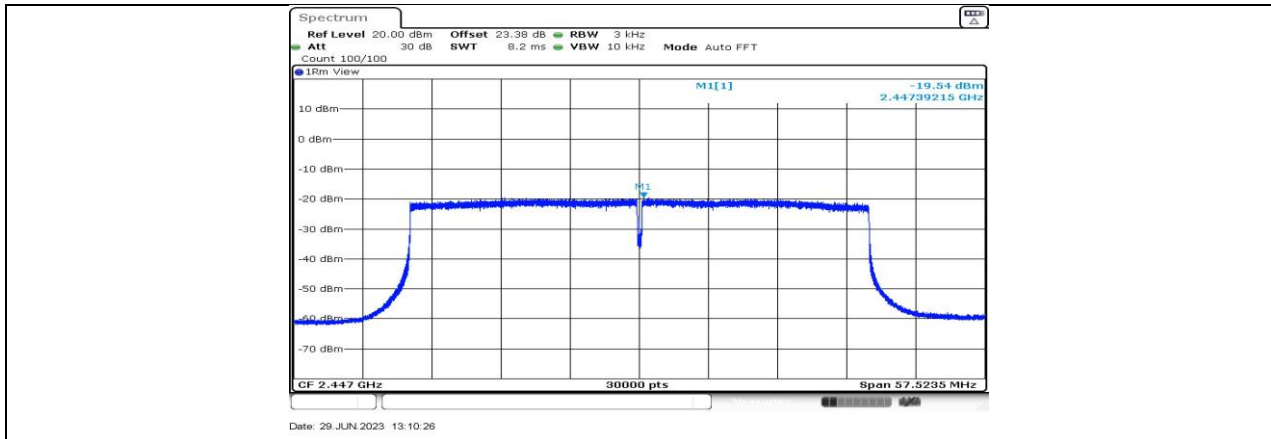
11AX40MIMO_Ant2_2427



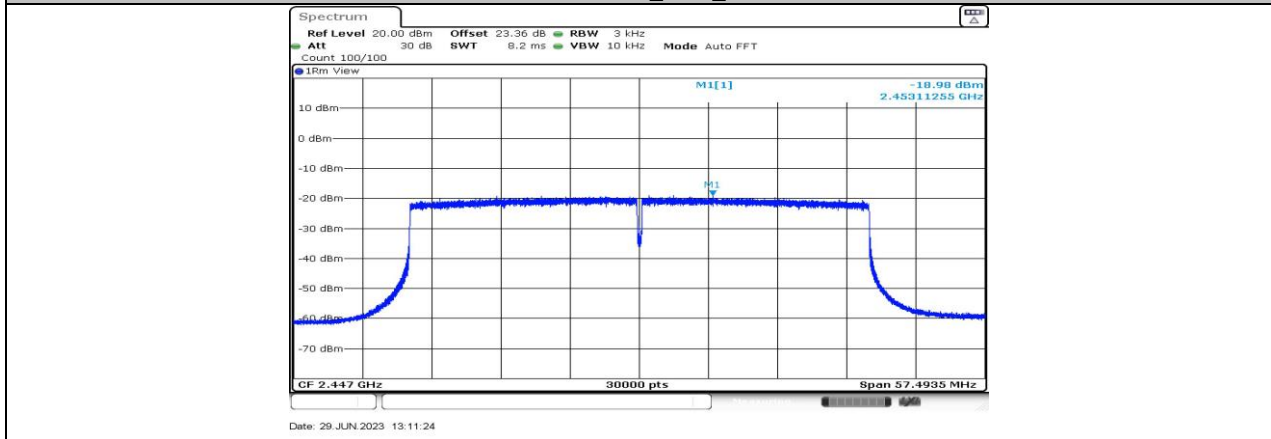
11AX40MIMO_Ant1_2437



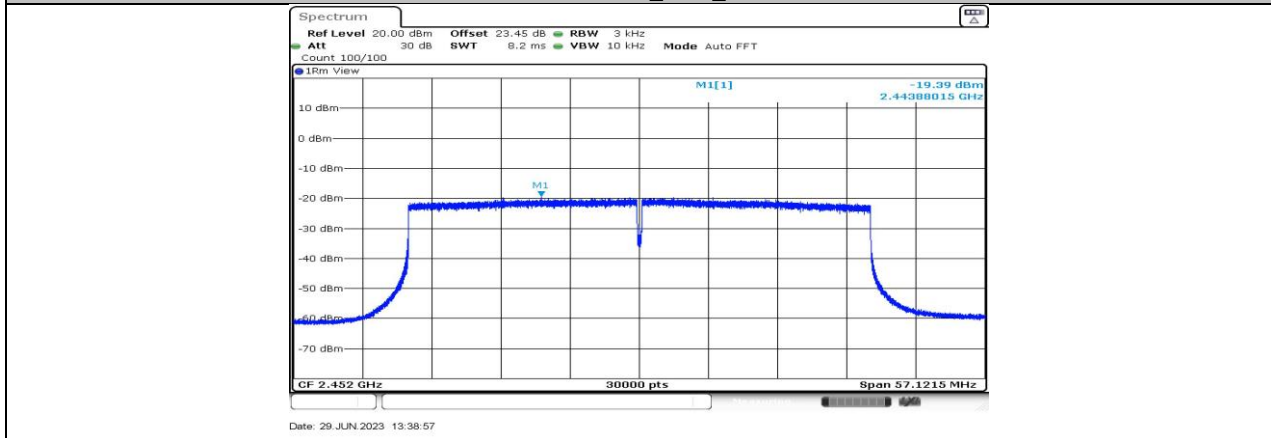
11AX40MIMO_Ant2_2437



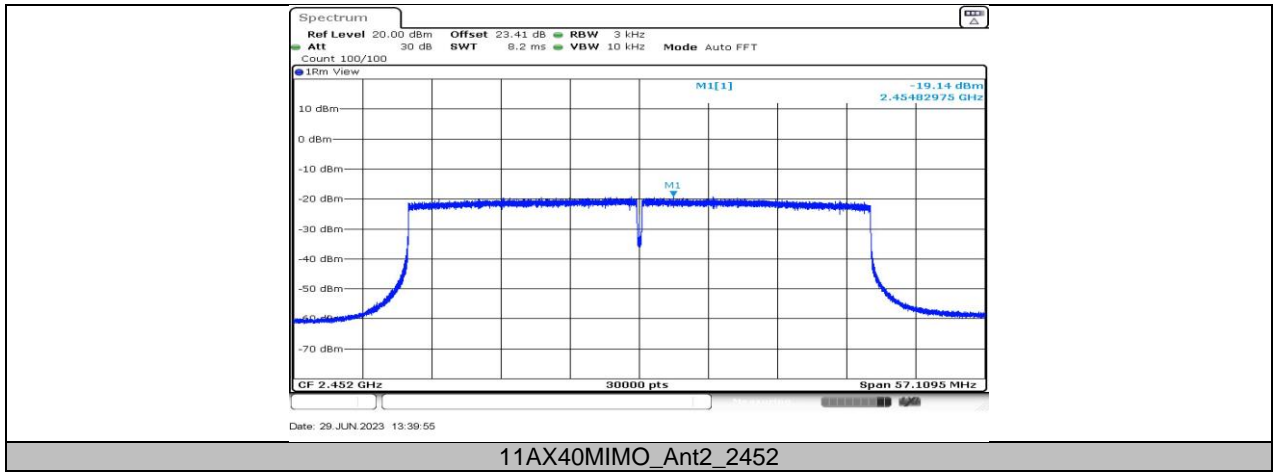
11AX40MIMO_Ant1_2447



11AX40MIMO_Ant2_2447



11AX40MIMO_Ant1_2452

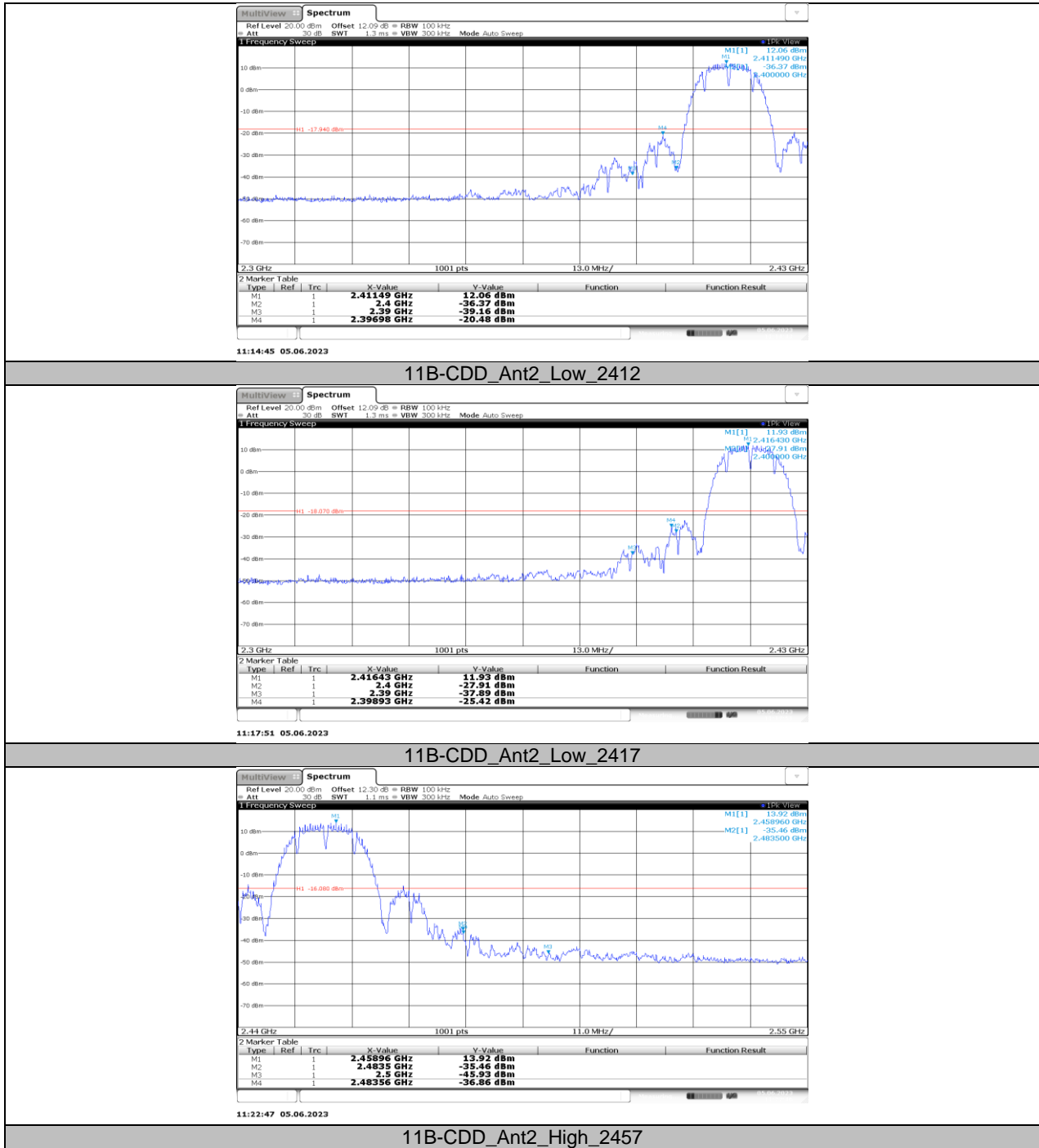


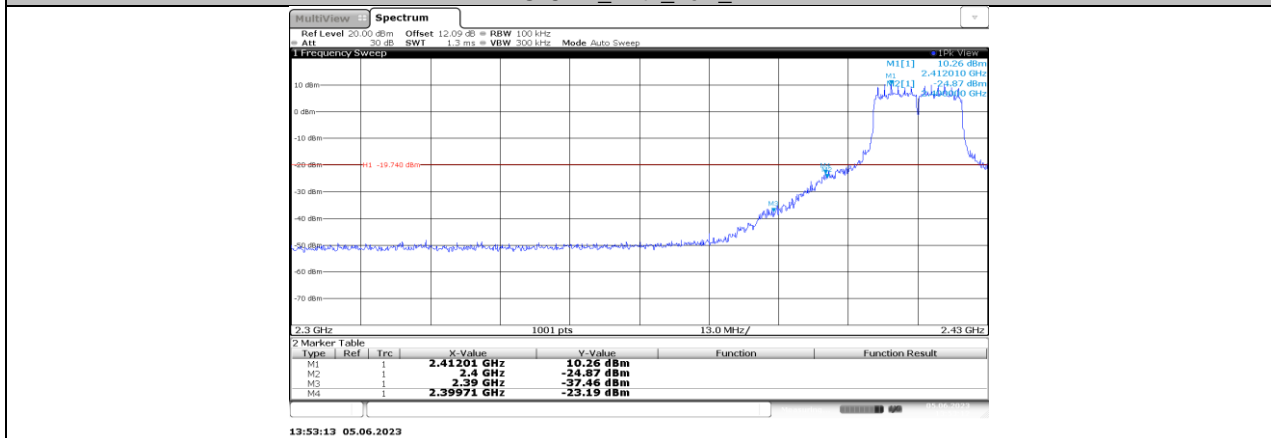
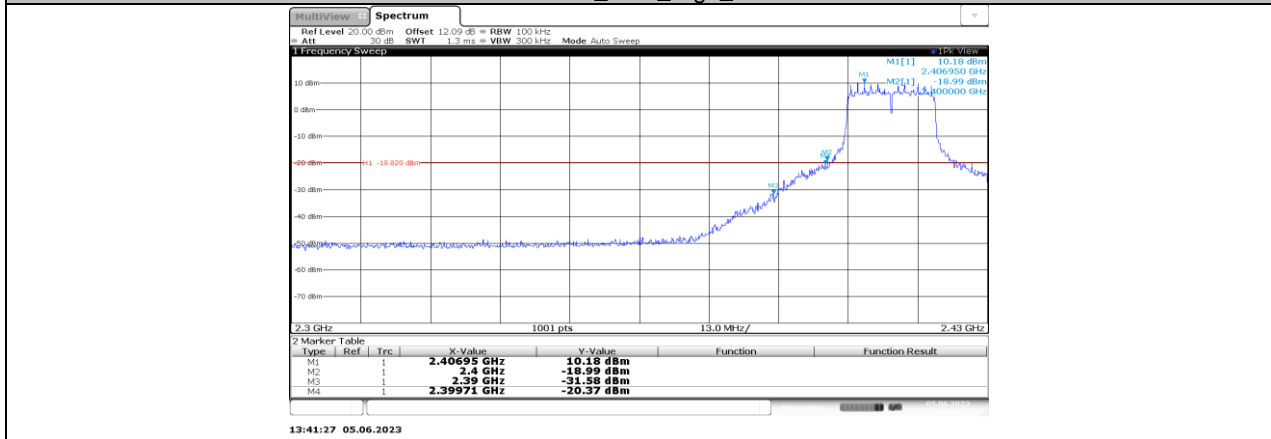
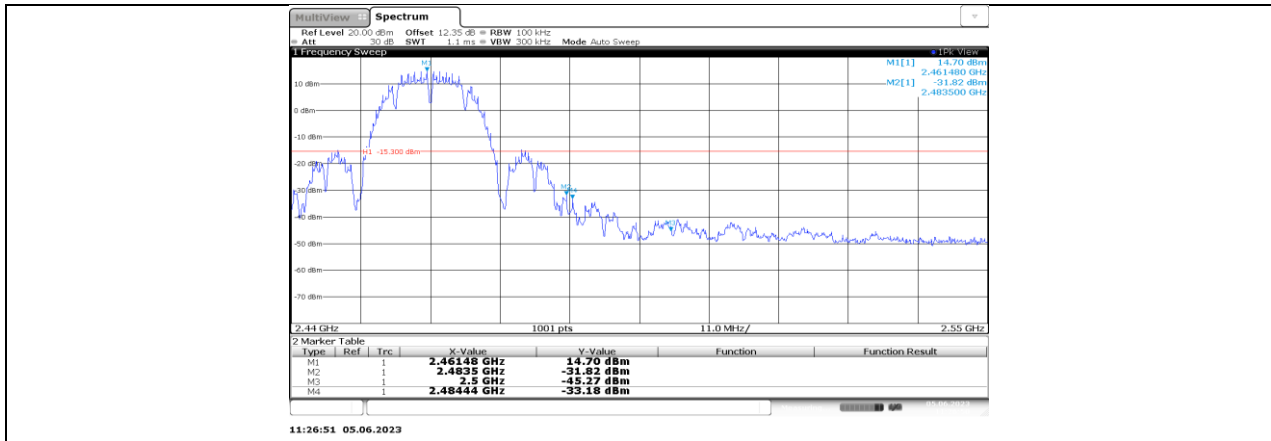
11.5. APPENDIX E: BAND EDGE MEASUREMENTS

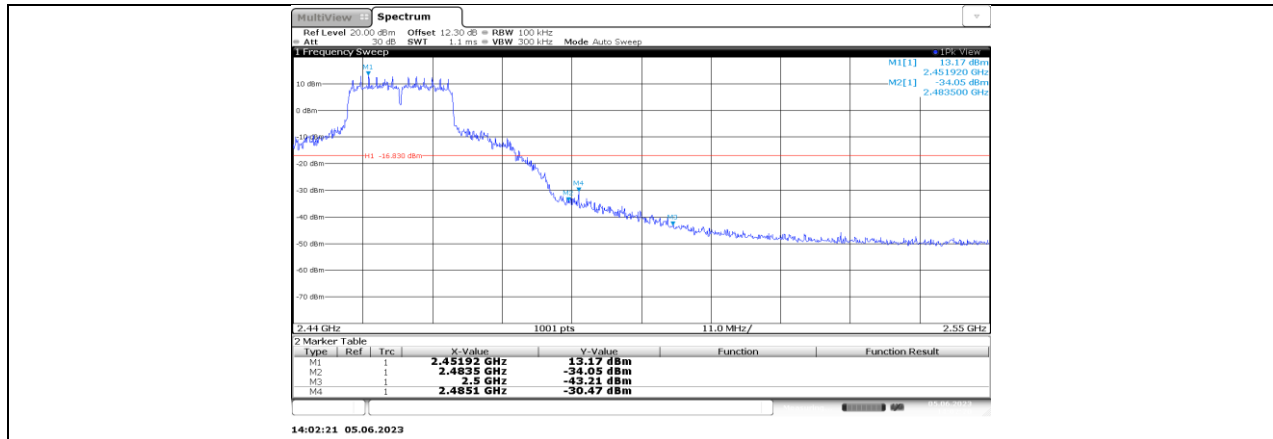
11.5.1. Test Result

Test Mode	Antenna	ChName	Channel	RefLevel[dBm]	Result[dBm]	Limit[dBm]	Verdict
11B-CDD	Ant2	Low	2412	12.06	-20.48	≤-17.94	PASS
			2417	11.93	-25.42	≤-18.07	PASS
		High	2457	13.92	-36.86	≤-16.08	PASS
			2462	14.70	-33.18	≤-15.3	PASS
11G-CDD	Ant2	Low	2412	10.18	-20.37	≤-19.82	PASS
			2417	10.26	-23.19	≤-19.74	PASS
		High	2457	13.17	-30.47	≤-16.83	PASS
			2462	13.18	-23.08	≤-16.82	PASS
11AX20MIMO	Ant2	Low	2412	9.95	-20.08	≤-20.05	PASS
			2417	11.19	-21.63	≤-18.81	PASS
		High	2457	11.86	-30.91	≤-18.14	PASS
			2462	13.23	-20.33	≤-16.77	PASS
11AX40MIMO	Ant2	Low	2422	7.82	-23.73	≤-22.18	PASS
			2427	7.41	-25.62	≤-22.59	PASS
		High	2447	8.93	-22.84	≤-21.07	PASS
			2452	9.44	-21.05	≤-20.56	PASS

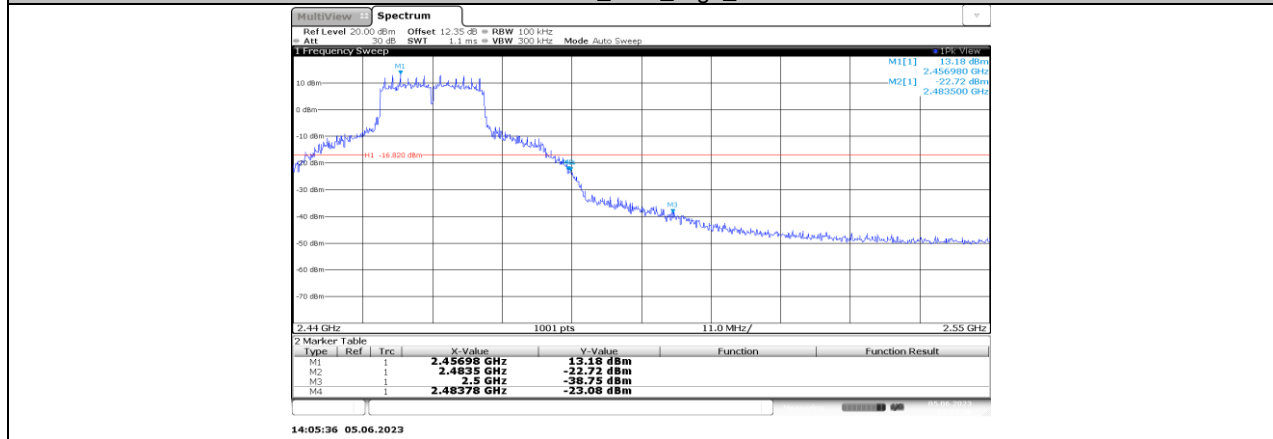
11.5.2. Test Graphs



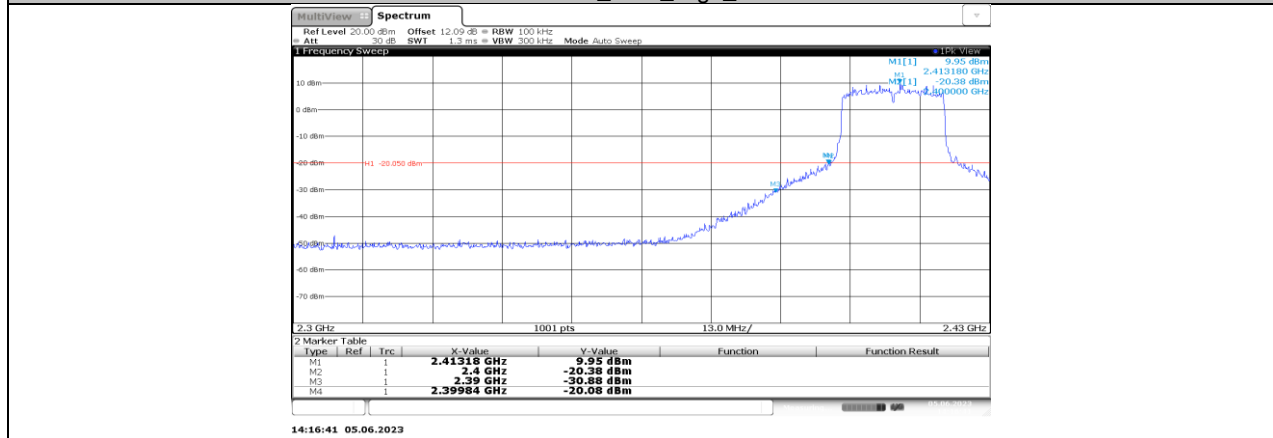




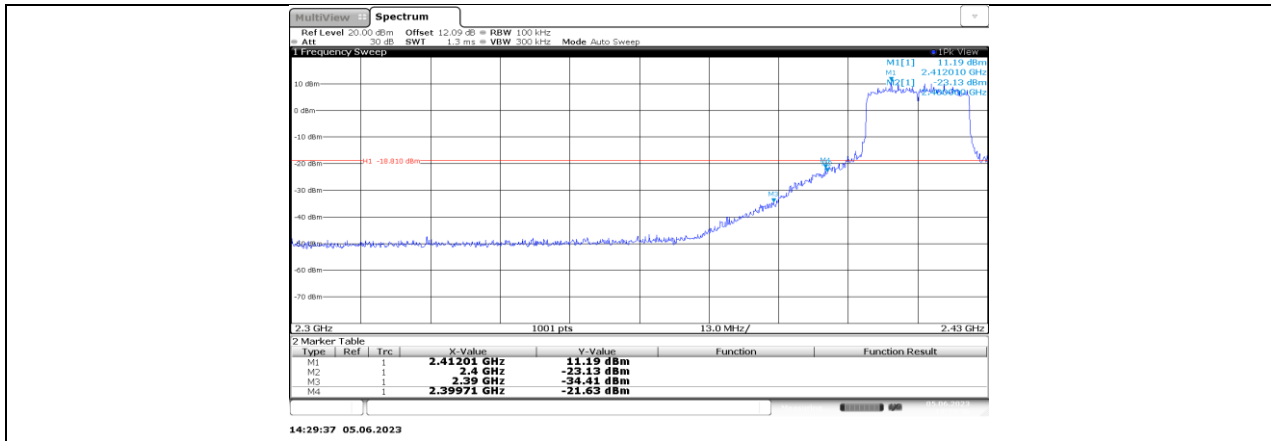
11G-CDD_Ant2_High_2457



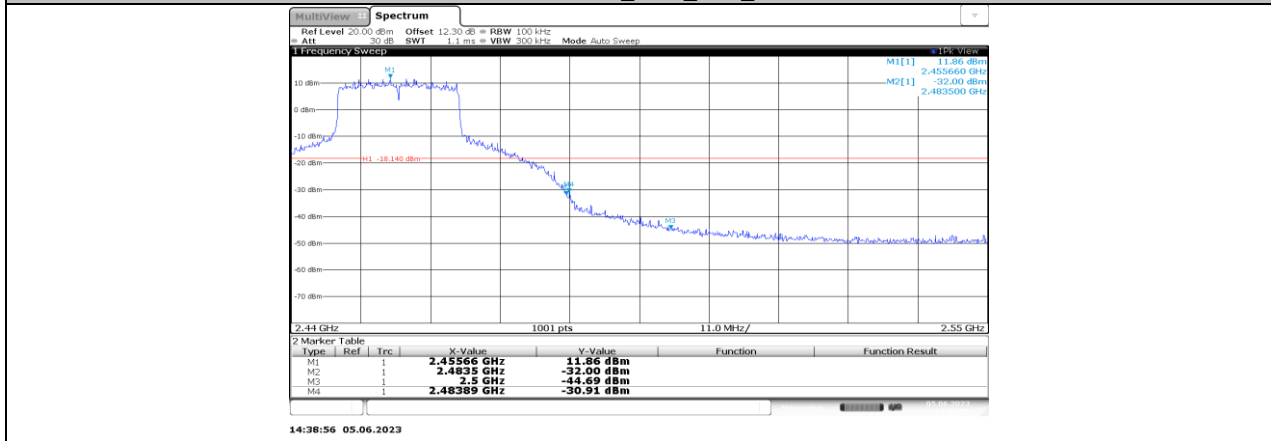
11G-CDD_Ant2_High_2462



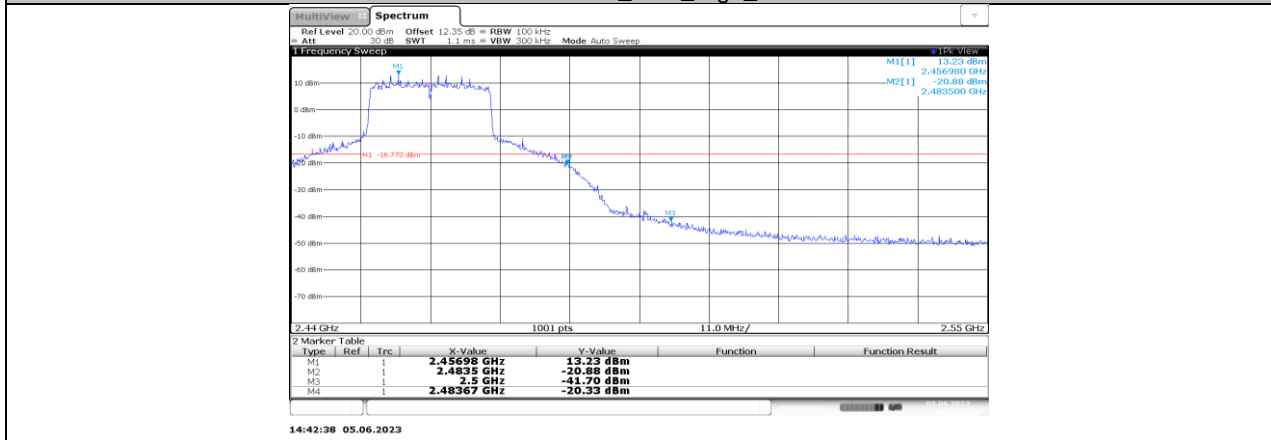
11AX20MIMO_Ant2_Low_2412



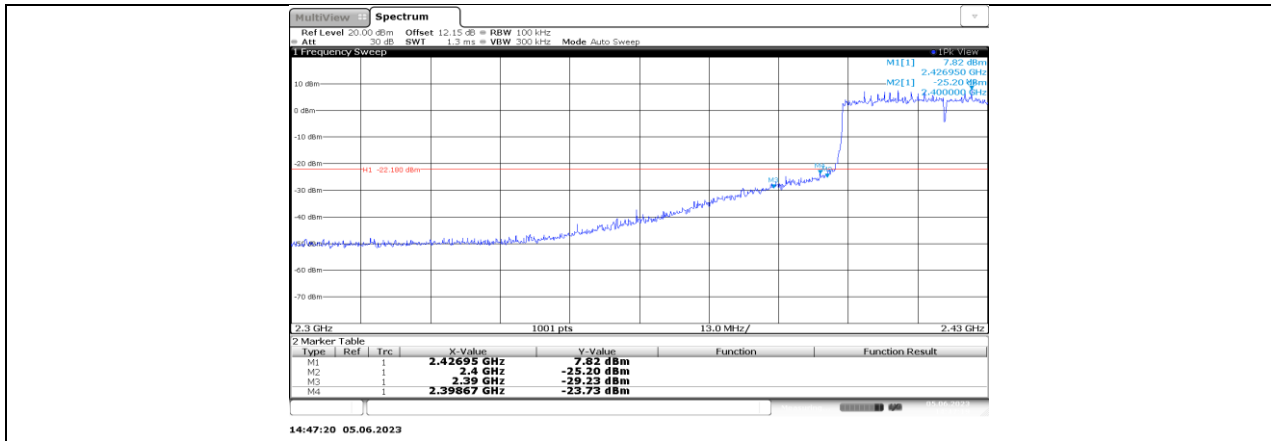
11AX20MIMO_Ant2_Low_2417



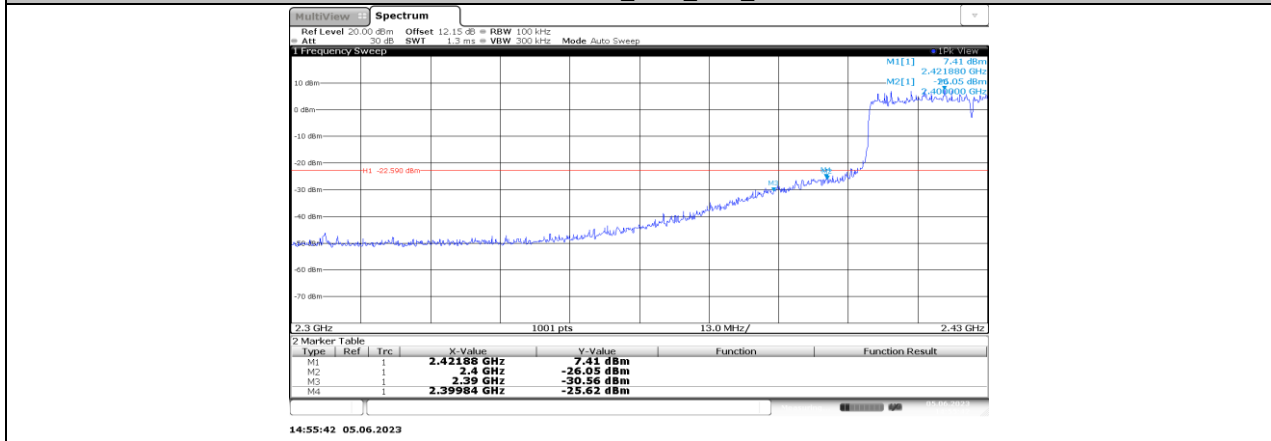
11AX20MIMO_Ant2_High_2457



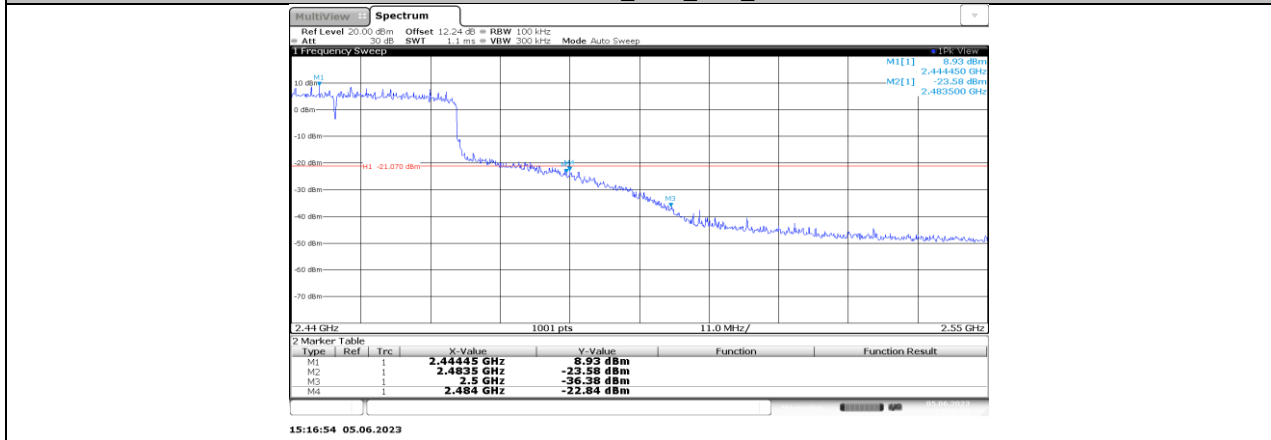
11AX20MIMO_Ant2_High_2462



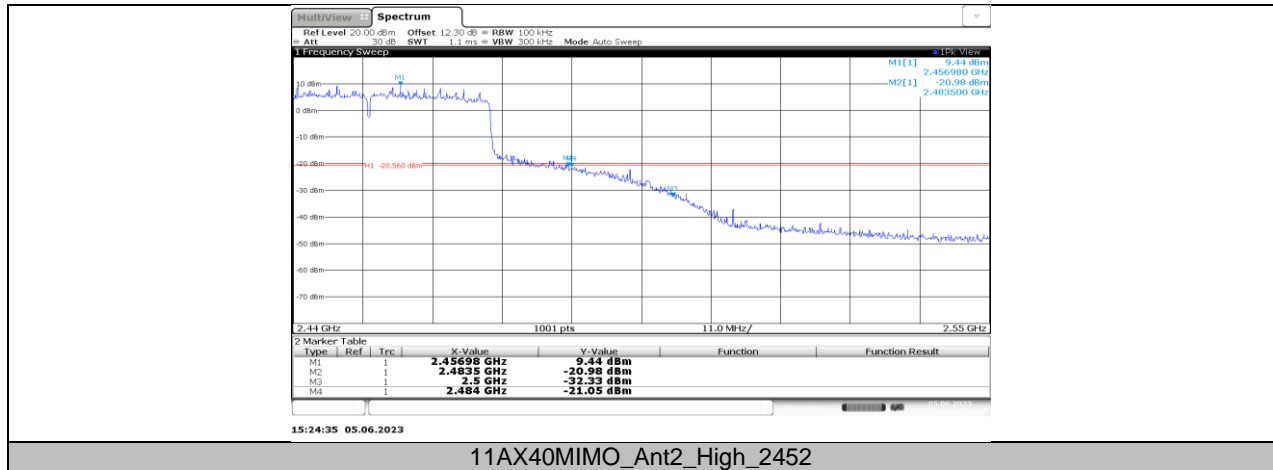
11AX40MIMO_Ant2_Low_2422



11AX40MIMO_Ant2_Low_2427



11AX40MIMO_Ant2_High_2447



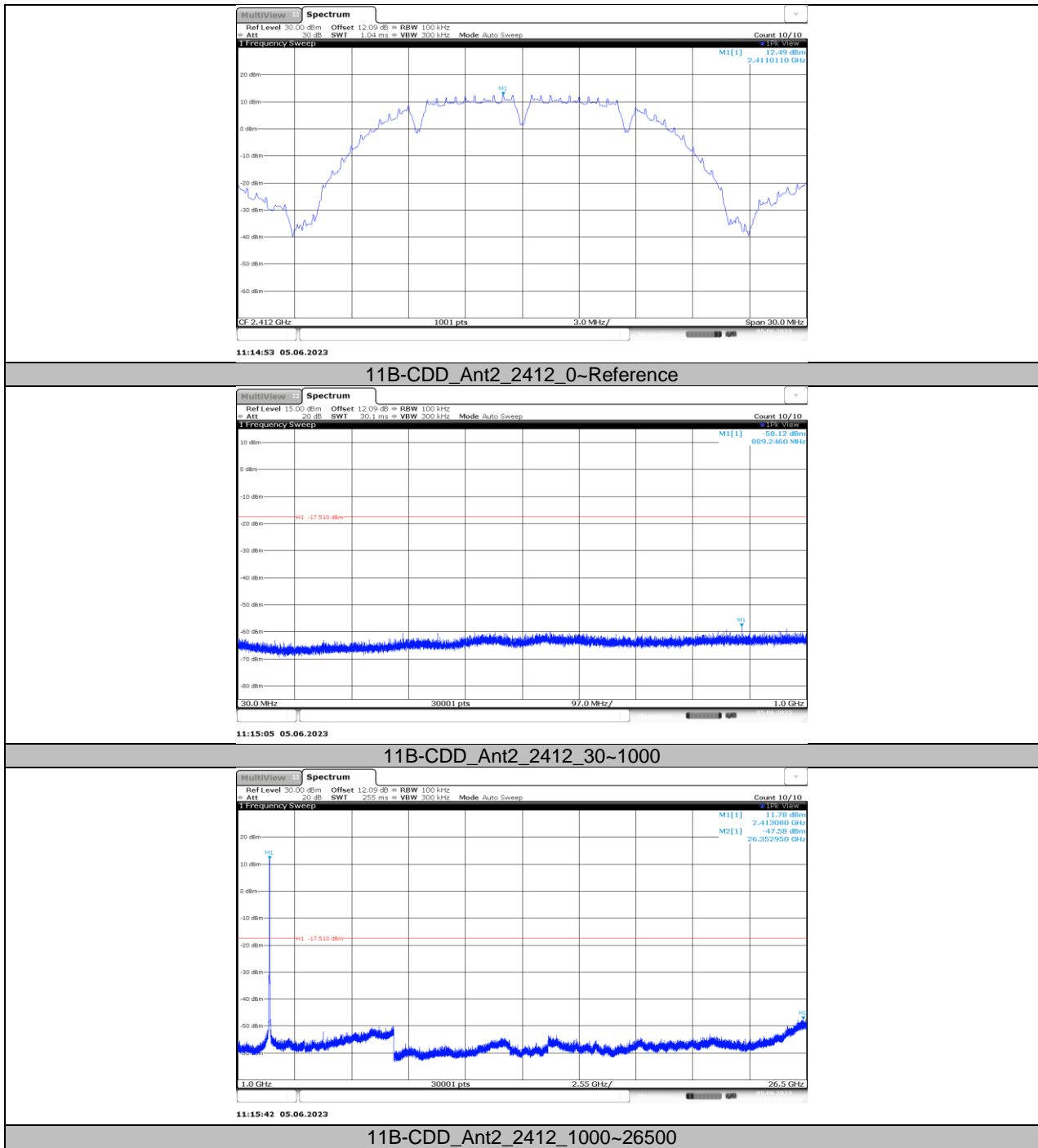
11.6. APPENDIX F: CONDUCTED SPURIOUS EMISSION

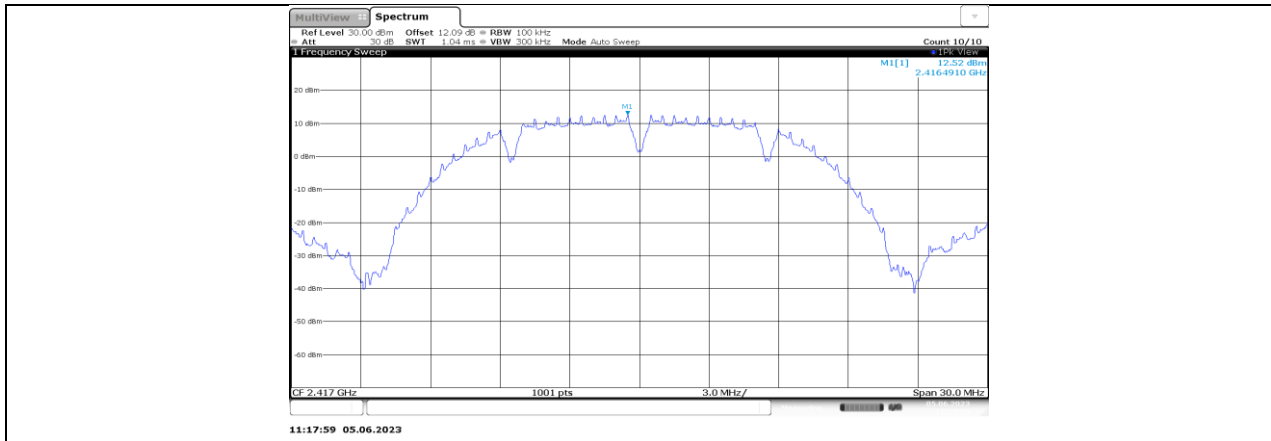
11.6.1. Test Result

Test Mode	Antenna	Channel	FreqRange [Mhz]	Result [dBm]	Limit [dBm]	Verdict
11B-CDD	Ant2	2412	Reference	12.49	---	PASS
			30~1000	-58.12	≤-17.51	PASS
			1000~26500	-47.58	≤-17.51	PASS
		2417	Reference	12.52	---	PASS
			30~1000	-59.17	≤-17.48	PASS
			1000~26500	-47.46	≤-17.48	PASS
		2437	Reference	13.15	---	PASS
			30~1000	-59.25	≤-16.85	PASS
			1000~26500	-46.82	≤-16.85	PASS
		2457	Reference	14.29	---	PASS
			30~1000	-57.32	≤-15.71	PASS
			1000~26500	-47.37	≤-15.71	PASS
		2462	Reference	14.96	---	PASS
			30~1000	-58.34	≤-15.04	PASS
			1000~26500	-47	≤-15.04	PASS
11G-CDD	Ant2	2412	Reference	10.77	---	PASS
			30~1000	-59.56	≤-19.23	PASS
			1000~26500	-47.75	≤-19.23	PASS
		2417	Reference	12.68	---	PASS
			30~1000	-59.68	≤-17.32	PASS
			1000~26500	-46.73	≤-17.32	PASS
		2437	Reference	12.78	---	PASS
			30~1000	-59.13	≤-17.22	PASS
			1000~26500	-47.38	≤-17.22	PASS
		2457	Reference	13.35	---	PASS
			30~1000	-58.87	≤-16.65	PASS
			1000~26500	-47.03	≤-16.65	PASS
		2462	Reference	13.42	---	PASS
			30~1000	-58.63	≤-16.58	PASS
			1000~26500	-46.69	≤-16.58	PASS
11AX20MIMO	Ant2	2412	Reference	12.56	---	PASS
			30~1000	-59.5	≤-17.44	PASS
			1000~26500	-47.45	≤-17.44	PASS
		2417	Reference	10.53	---	PASS
			30~1000	-59.38	≤-19.47	PASS
			1000~26500	-46.75	≤-19.47	PASS
		2437	Reference	12.26	---	PASS
			30~1000	-59.04	≤-17.74	PASS
			1000~26500	-46.73	≤-17.74	PASS
		2457	Reference	13.22	---	PASS
			30~1000	-58.1	≤-16.78	PASS
			1000~26500	-47.2	≤-16.78	PASS
		2462	Reference	13.37	---	PASS
			30~1000	-58.79	≤-16.63	PASS
			1000~26500	-47.17	≤-16.63	PASS
11AX40MIMO	Ant2	2422	Reference	8.34	---	PASS
			30~1000	-58.65	≤-21.66	PASS
			1000~26500	-45.98	≤-21.66	PASS
		2427	Reference	9.50	---	PASS
			30~1000	-58.68	≤-20.5	PASS
			1000~26500	-47.62	≤-20.5	PASS
		2437	Reference	9.75	---	PASS
			30~1000	-59.44	≤-20.25	PASS
			1000~26500	-47.2	≤-20.25	PASS
		2447	Reference	10.36	---	PASS

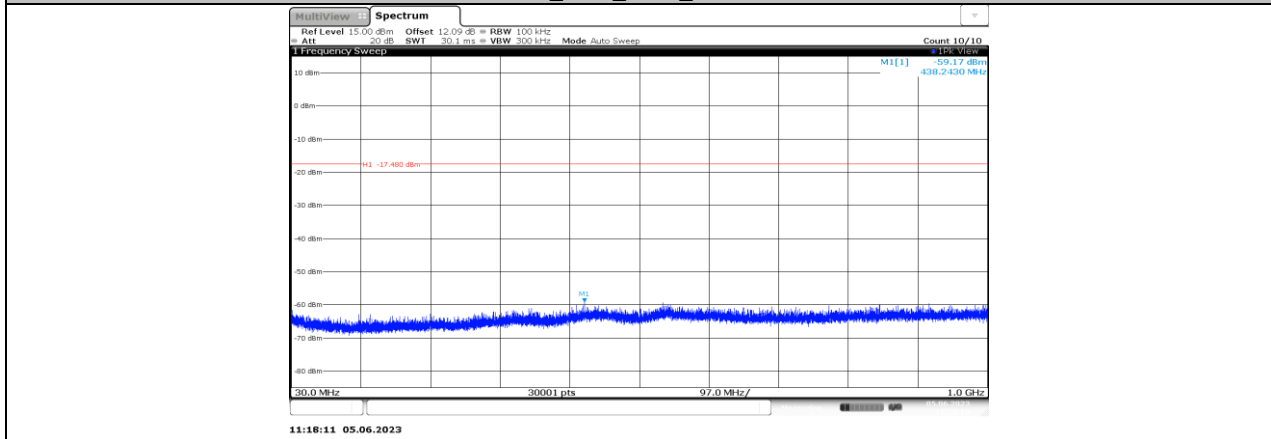
			30~1000	-59.26	≤ -19.64	PASS
			1000~26500	-47.24	≤ -19.64	PASS
		2452	Reference	9.09	---	PASS
			30~1000	-58.35	≤ -20.91	PASS
			1000~26500	-46.57	≤ -20.91	PASS

11.6.2. Test Graphs

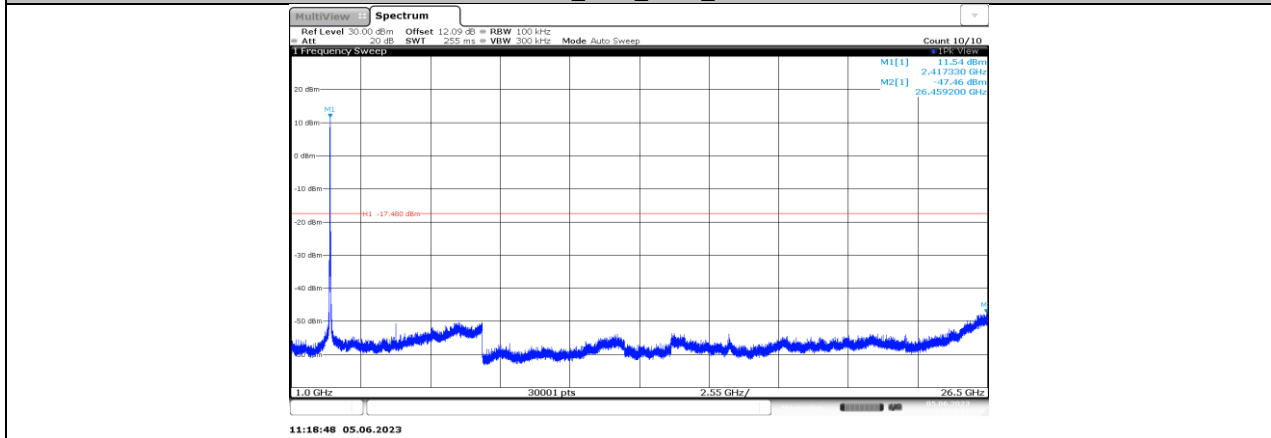




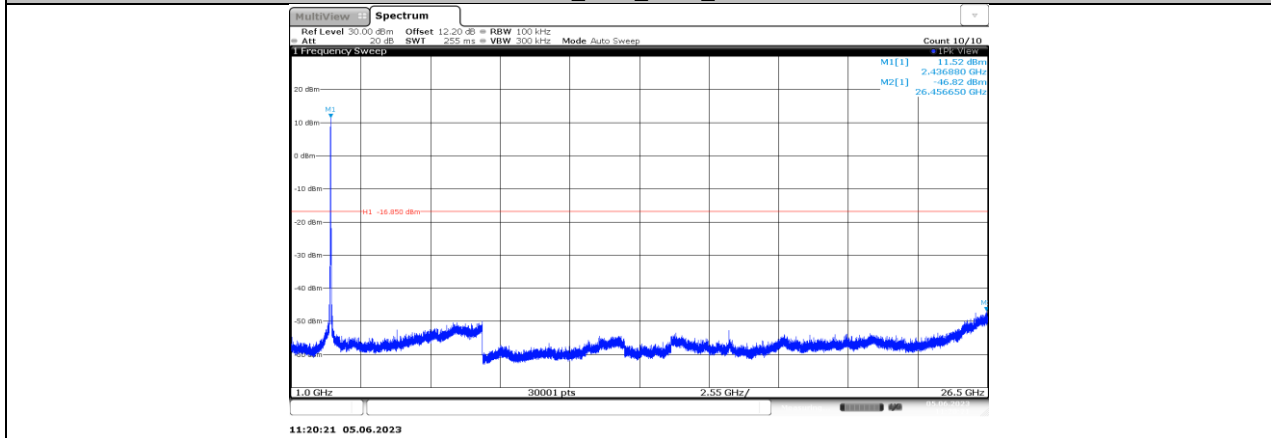
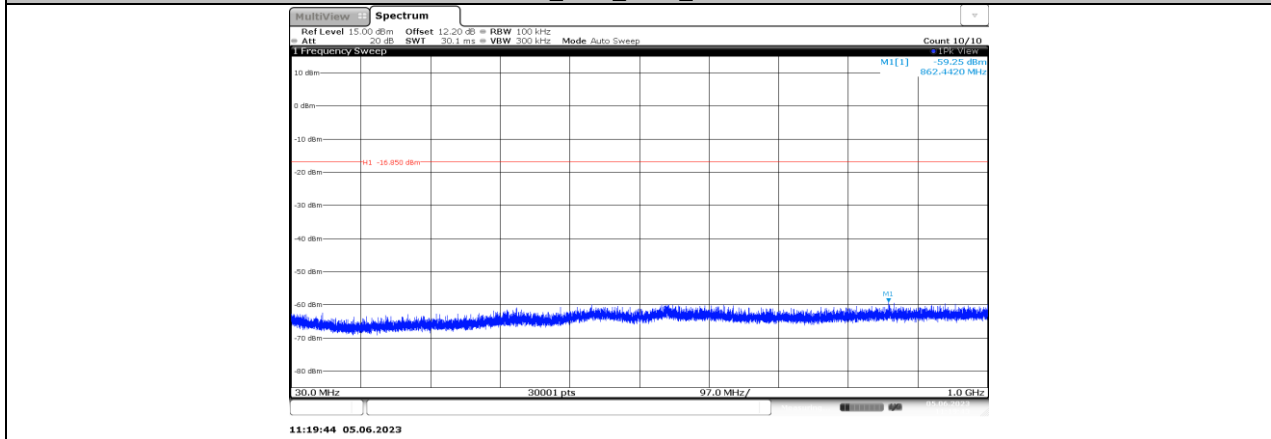
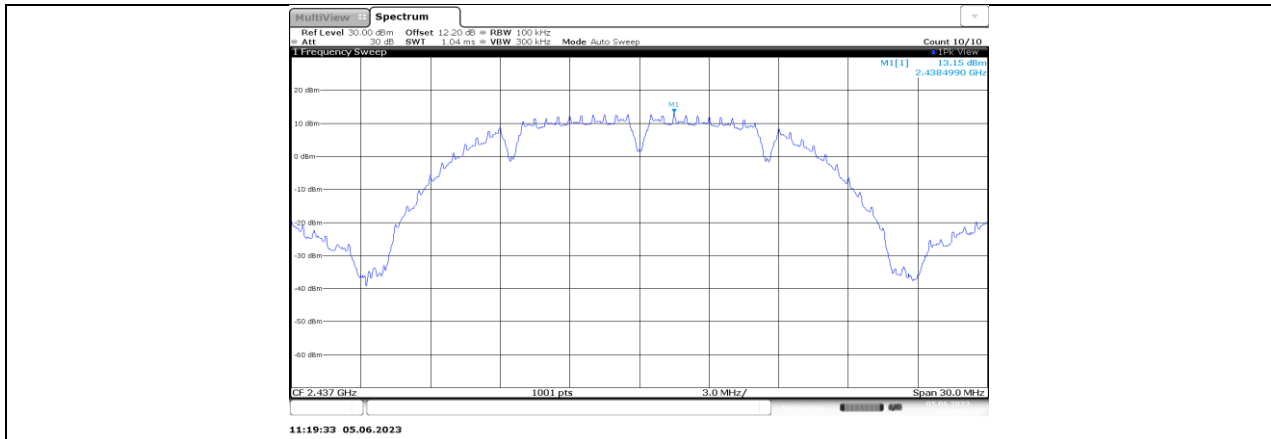
11B-CDD_Ant2_2417_0~Reference

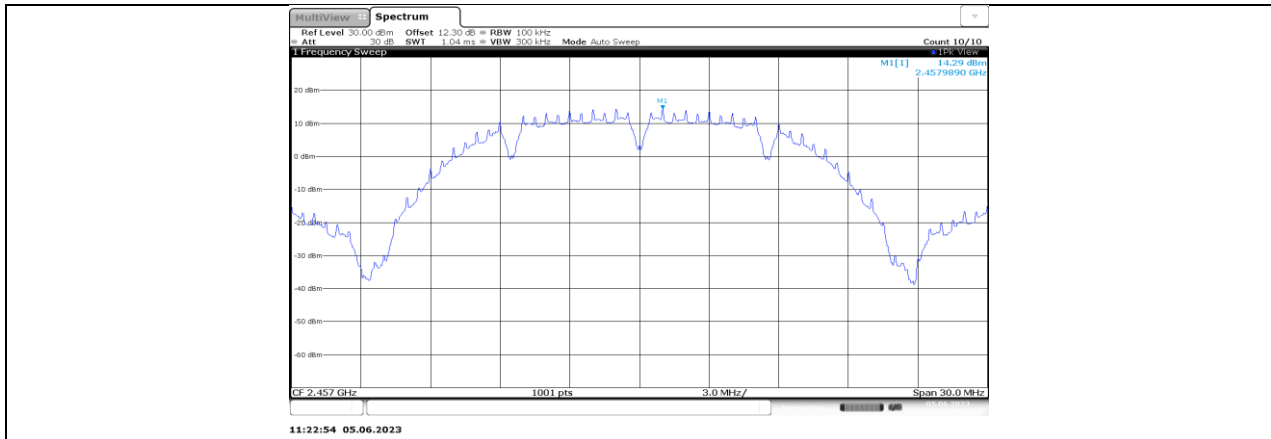


11B-CDD_Ant2_2417_30~1000

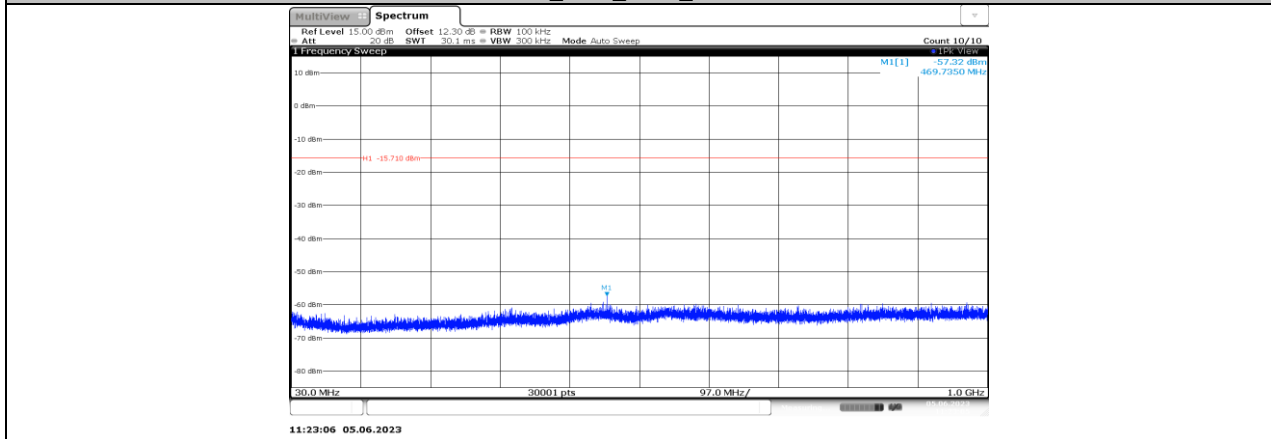


11B-CDD_Ant2_2417_1000~26500

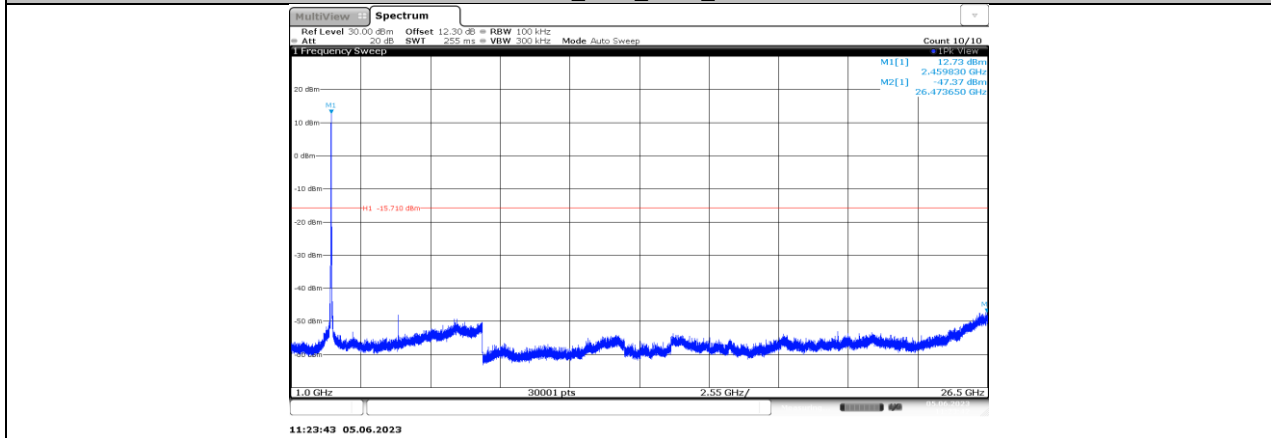




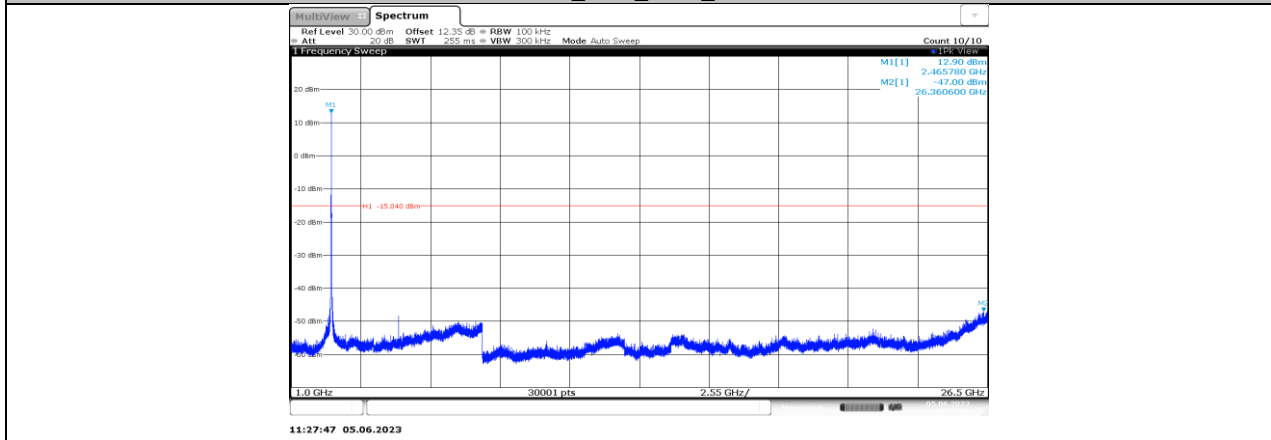
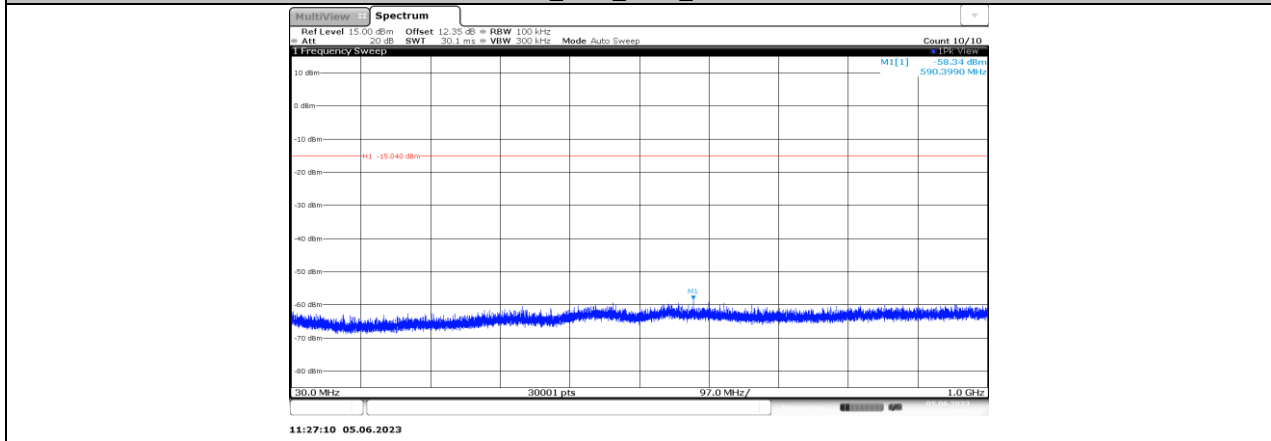
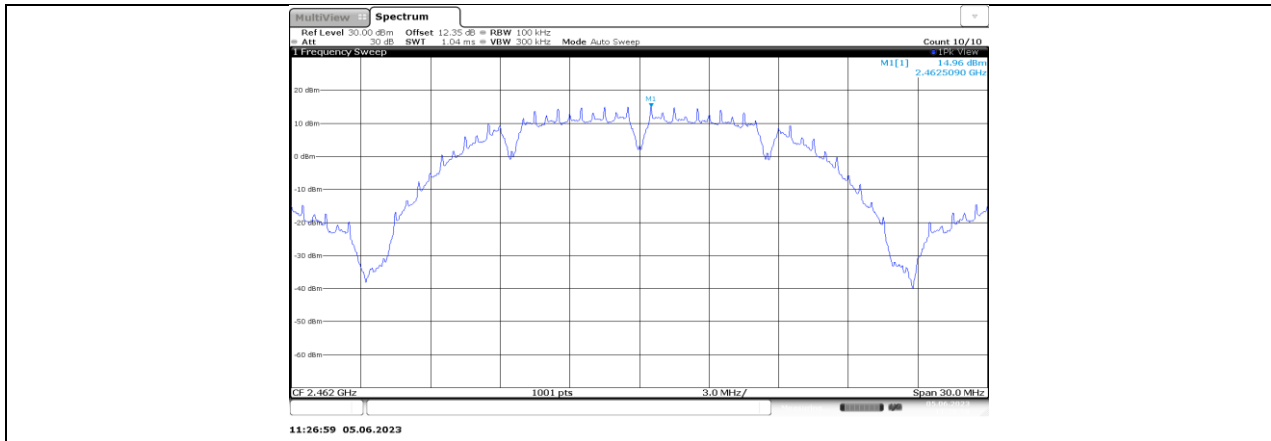
11B-CDD_Ant2_2457_0~Reference

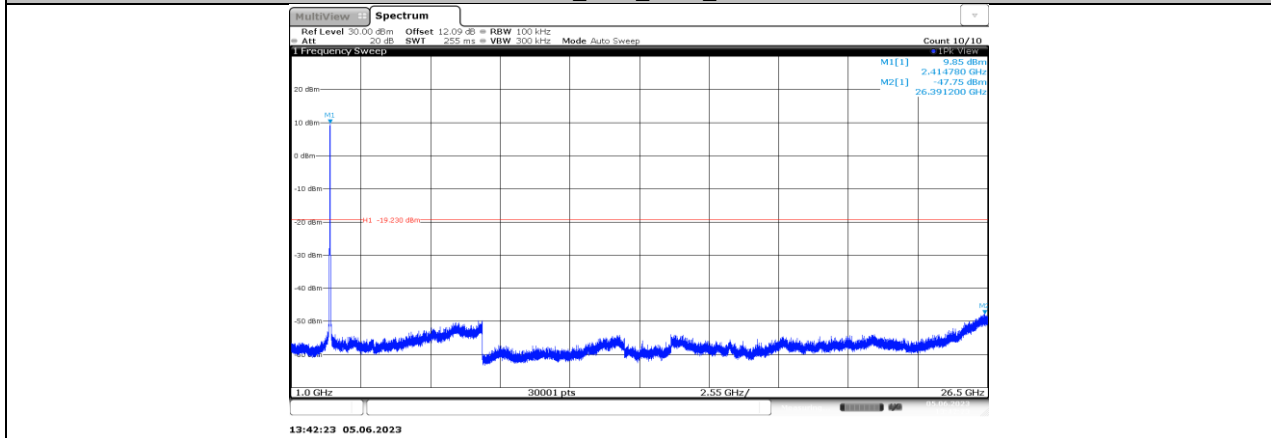
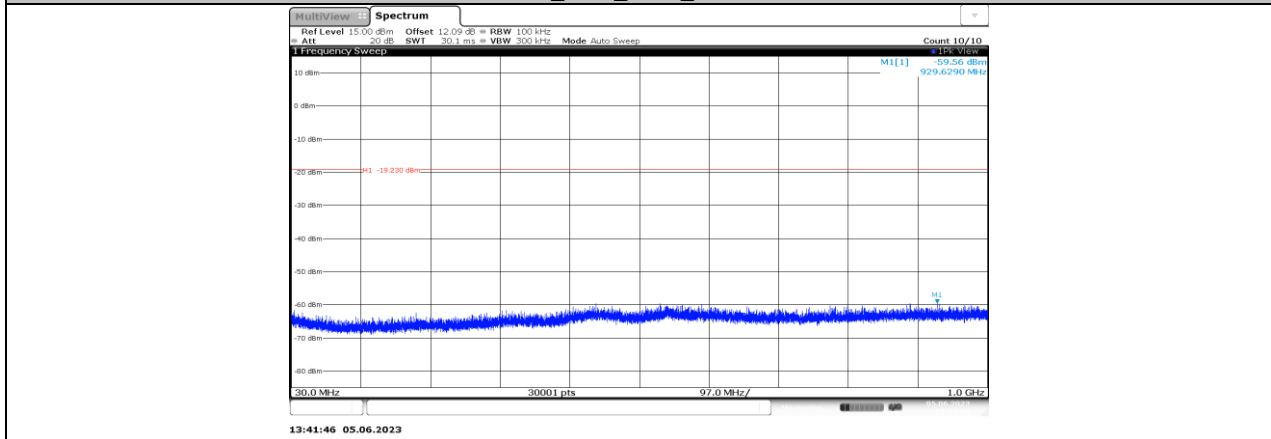
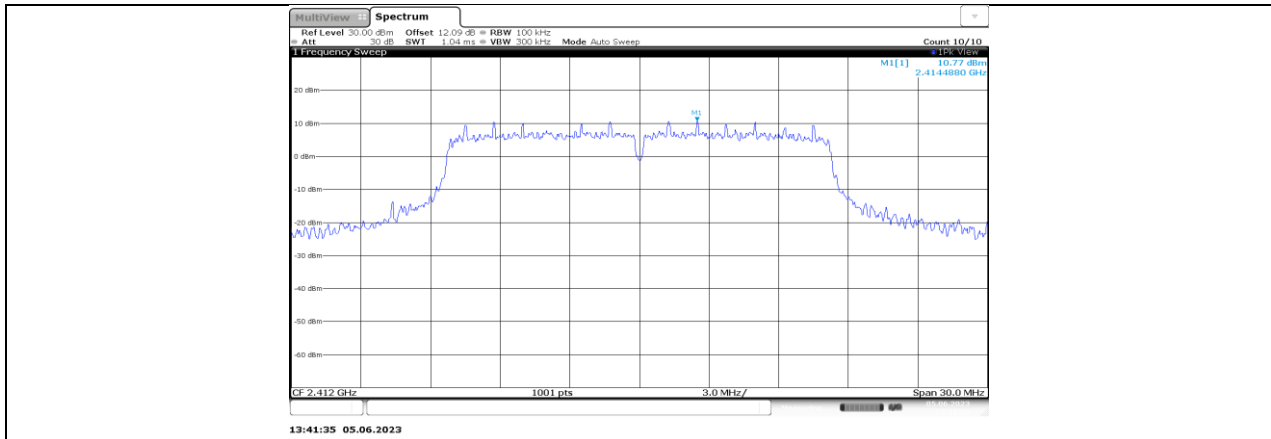


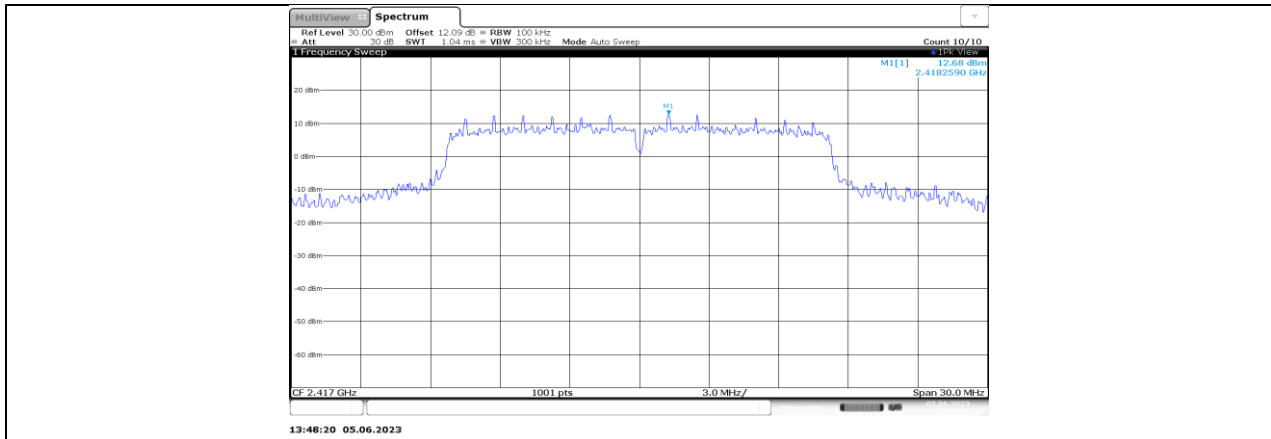
11B-CDD_Ant2_2457_30~1000



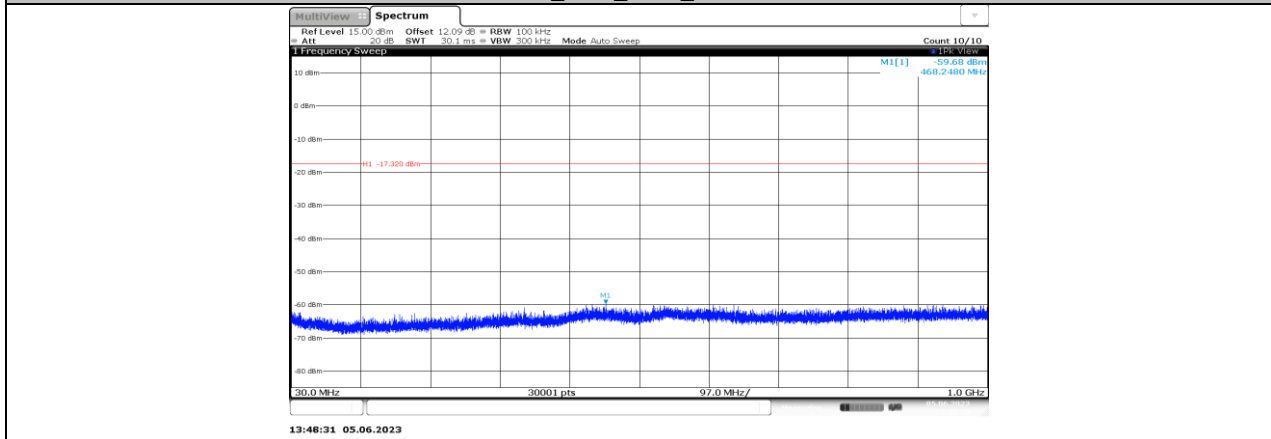
11B-CDD_Ant2_2457_1000~26500



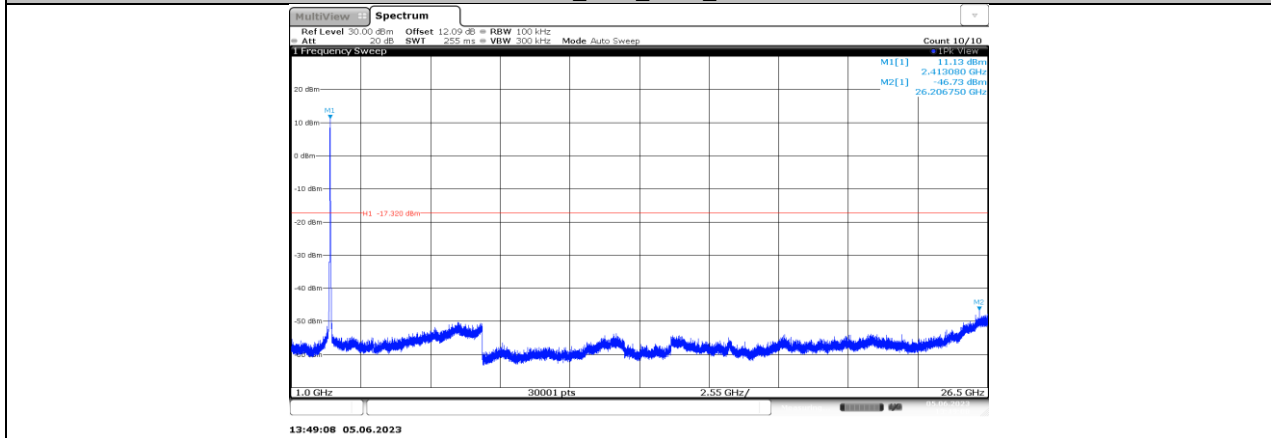




11G-CDD_Ant2_2417_0~Reference



11G-CDD_Ant2_2417_30~1000



11G-CDD_Ant2_2417_1000~26500