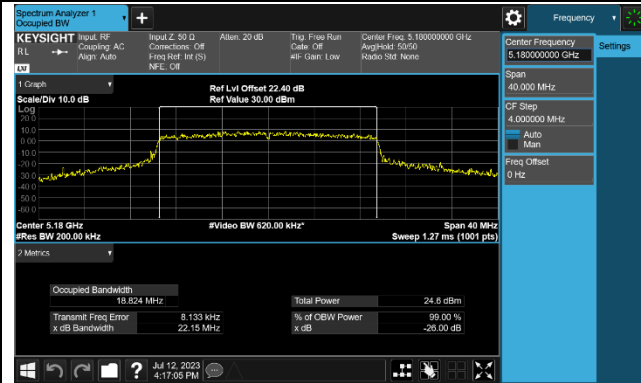
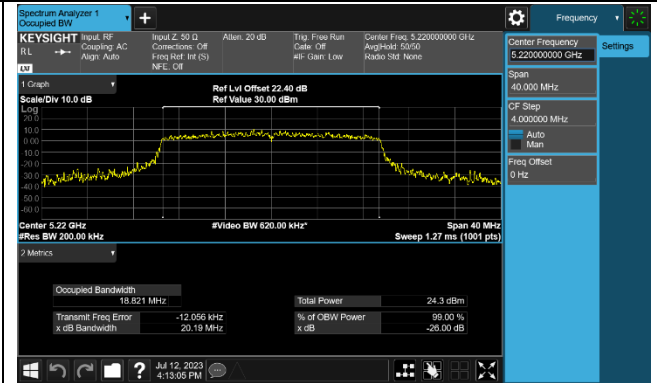


802.11ax-HE20 26dB Bandwidth & 99% Bandwidth

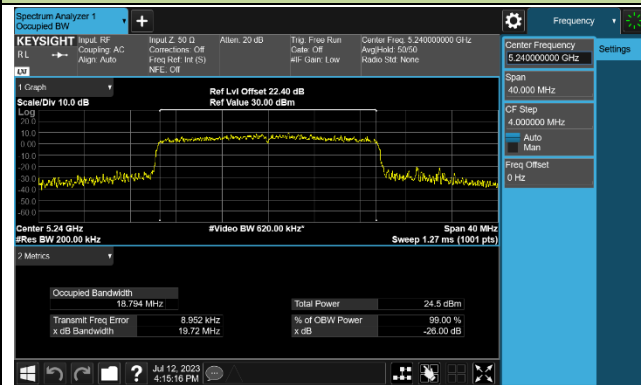
Channel 36 (5180MHz)



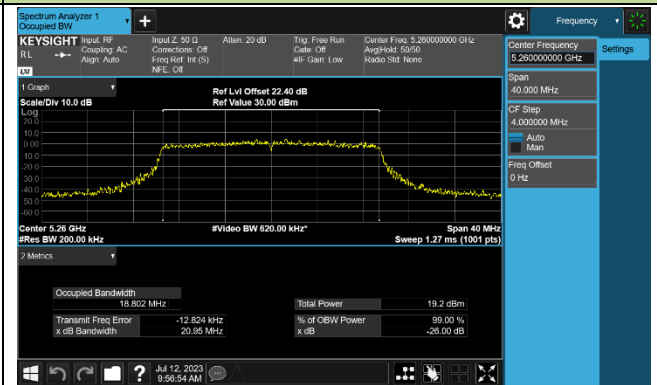
Channel 44 (5220MHz)



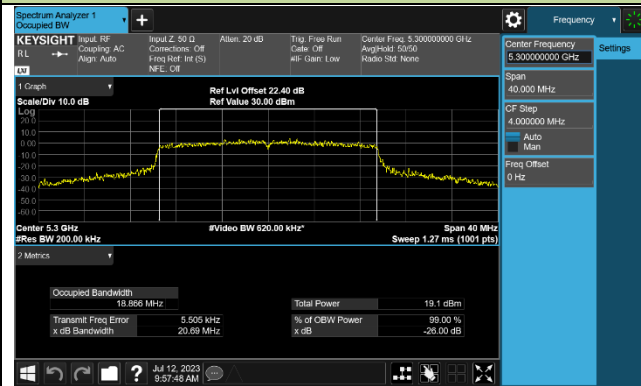
Channel 48 (5240MHz)



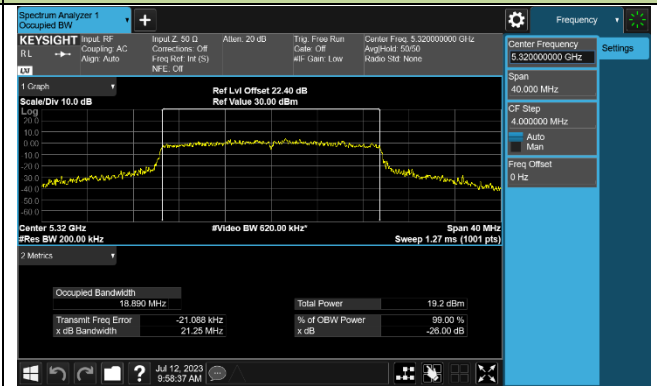
Channel 52 (5260MHz)



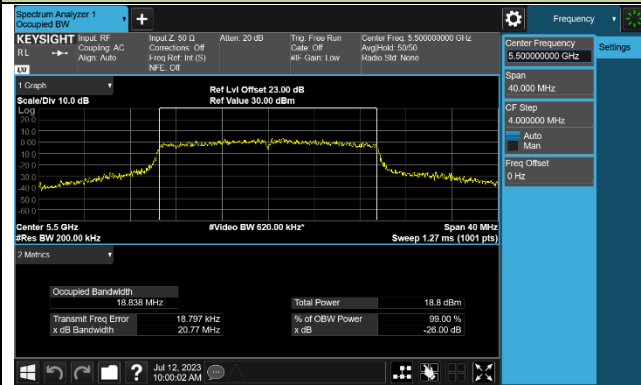
Channel 60 (5300MHz)



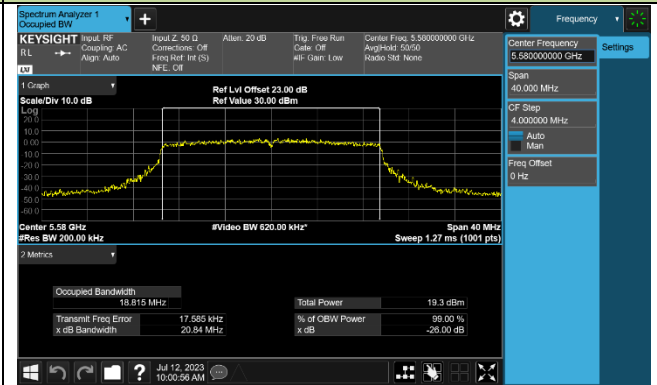
Channel 64 (5320MHz)

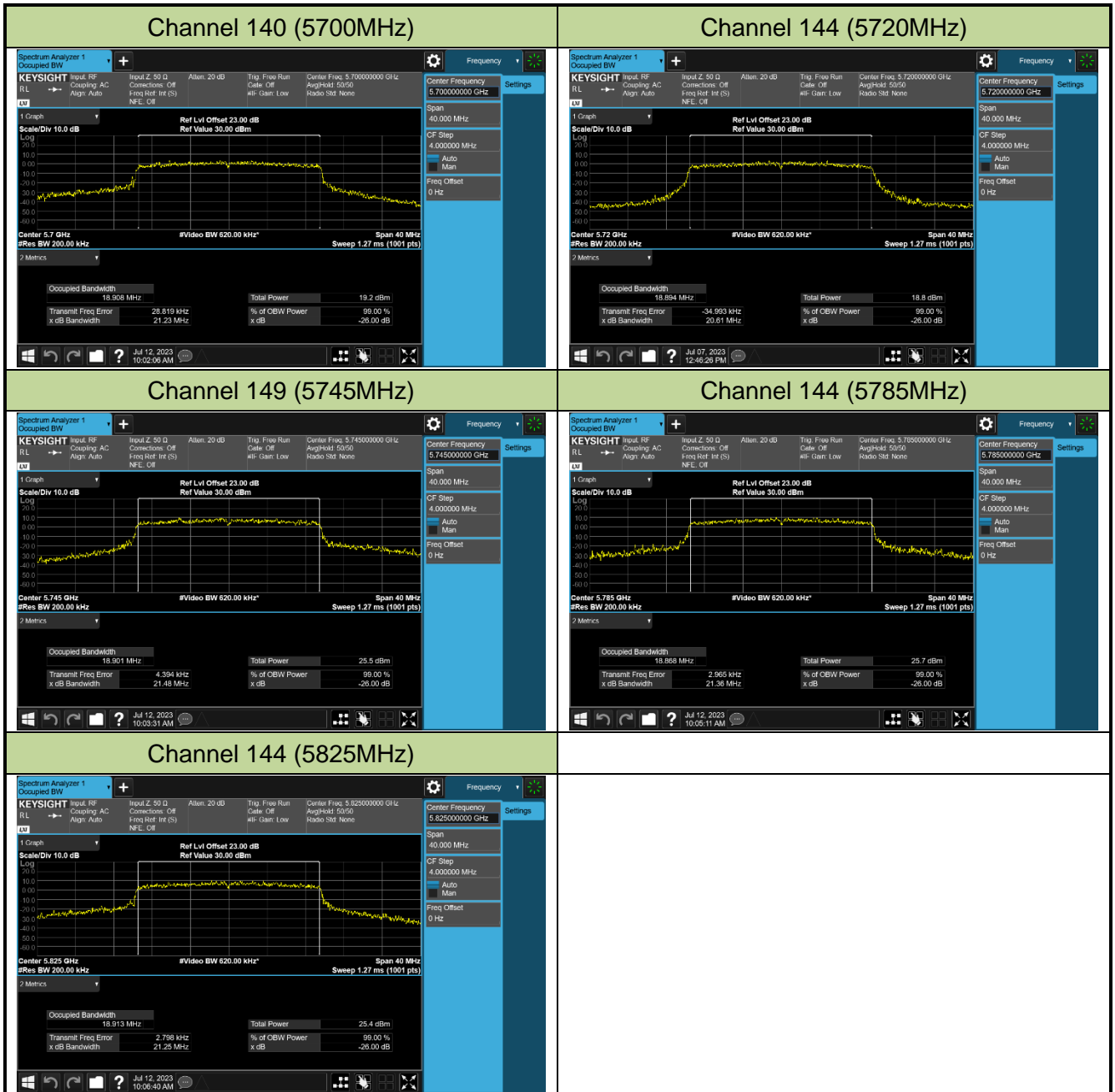


Channel 100 (5500MHz)



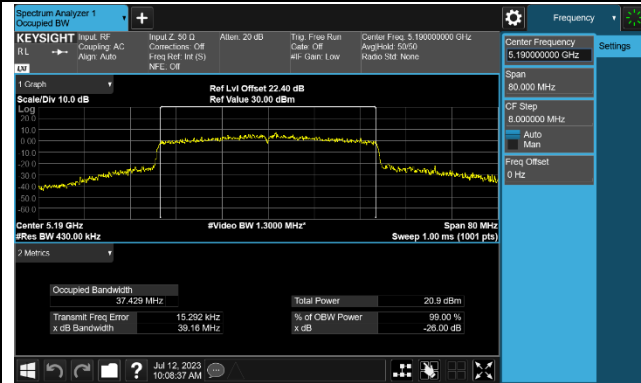
Channel 116 (5580MHz)





802.11ax-HE40 26dB Bandwidth & 99% Bandwidth

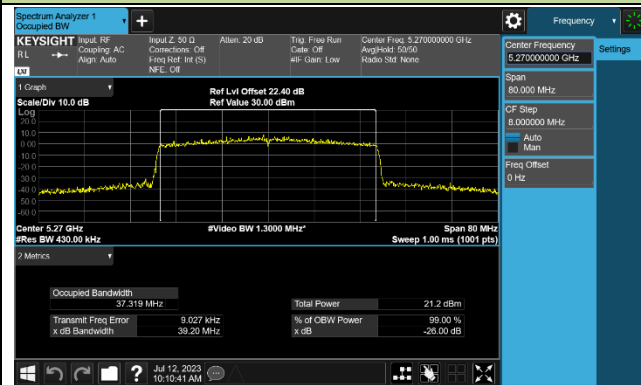
Channel 38 (5190MHz)



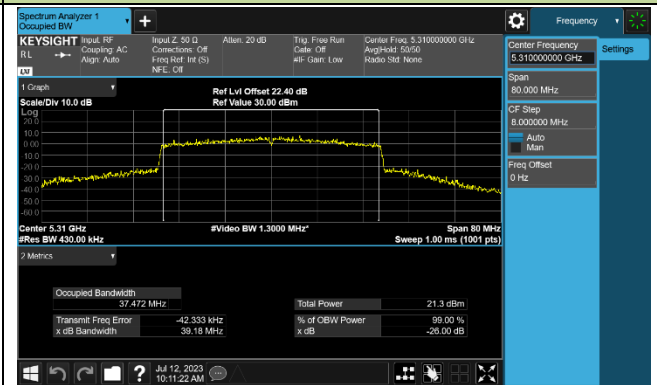
Channel 46 (5230MHz)



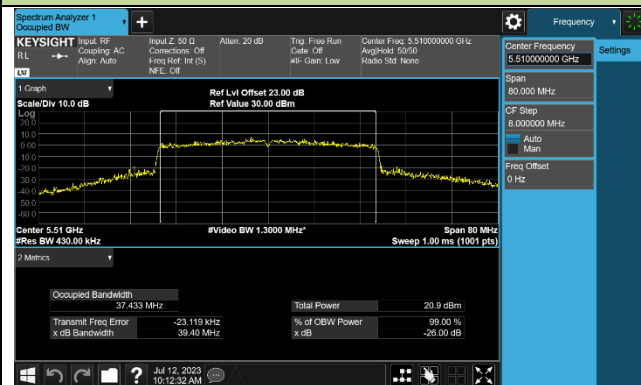
Channel 54 (5270MHz)



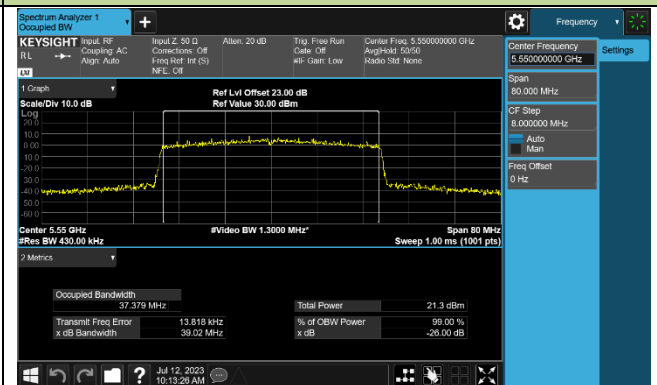
Channel 62 (5310MHz)



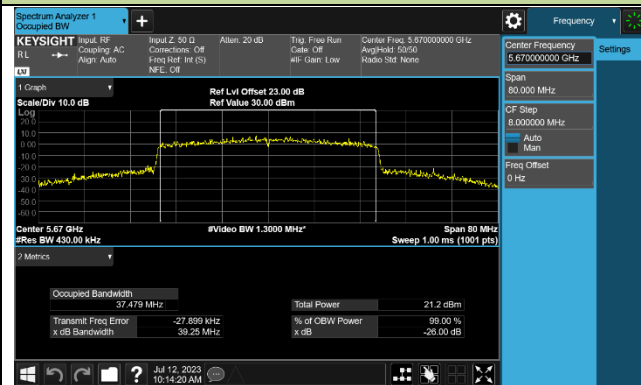
Channel 102 (5510MHz)



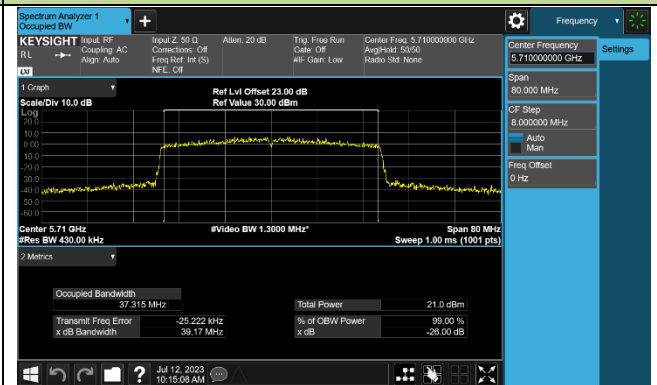
Channel 110 (5550MHz)

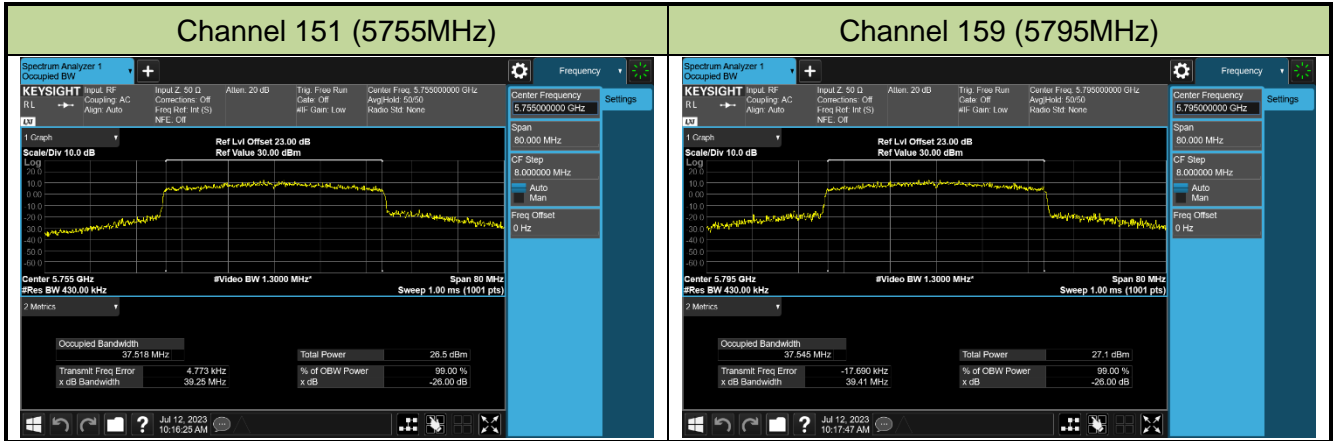


Channel 134 (5670MHz)



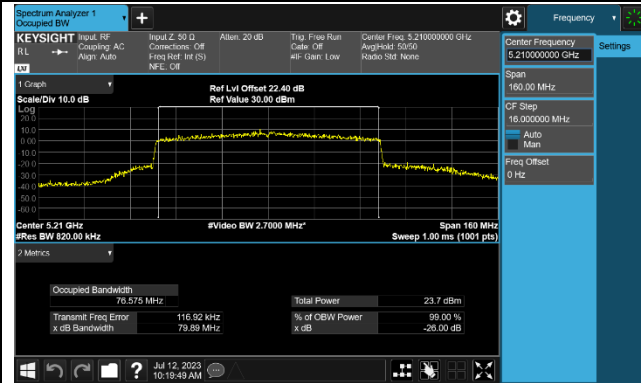
Channel 142 (5710MHz)



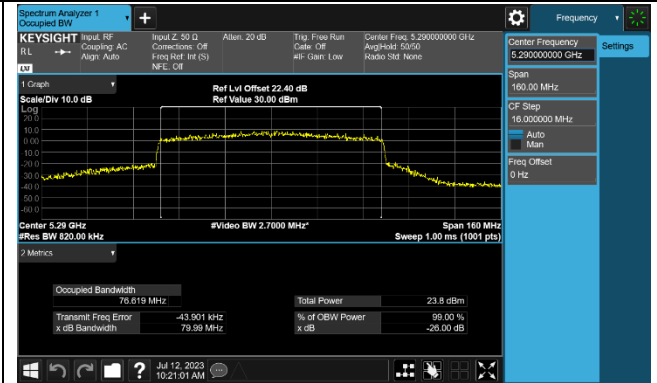


802.11ax-HE80 26dB Bandwidth & 99% Bandwidth

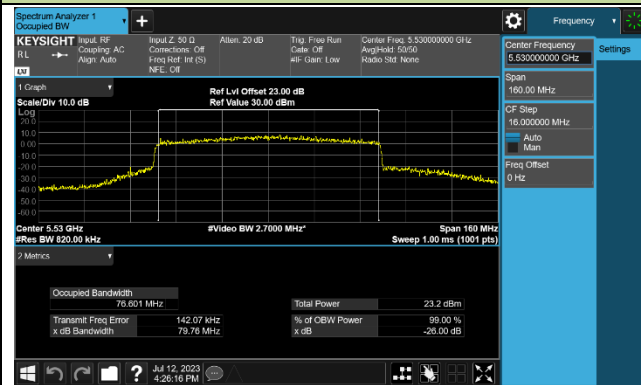
Channel 42 (5210MHz)



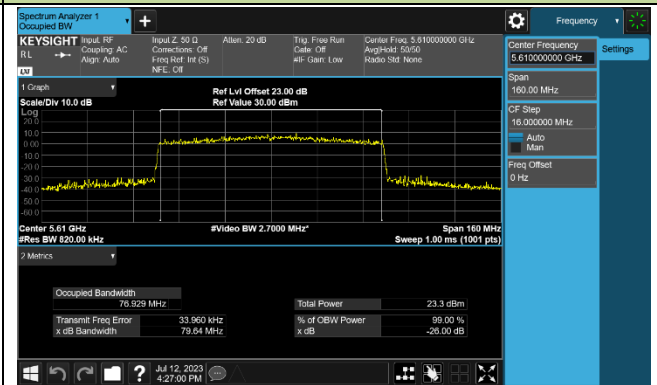
Channel 58 (5290MHz)



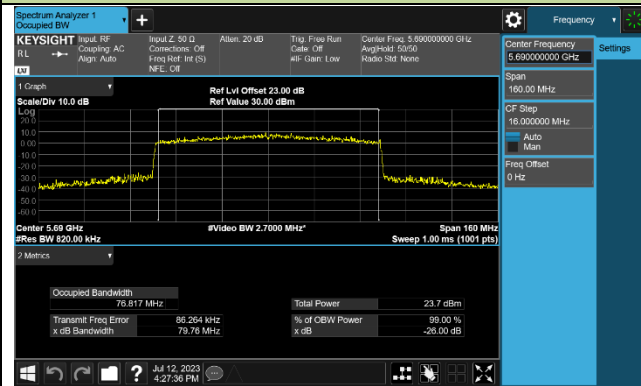
Channel 106 (5530MHz)



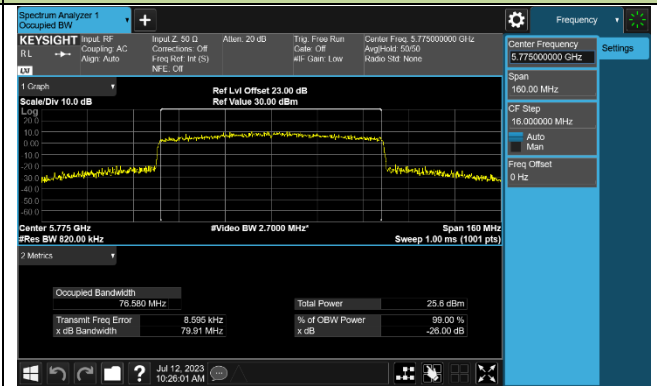
Channel 122 (5610MHz)



Channel 138 (5690MHz)

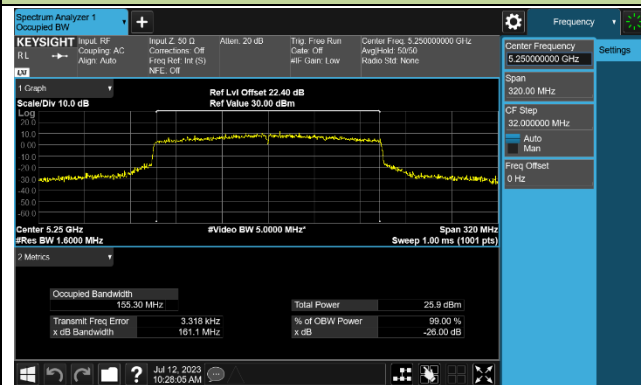


Channel 155 (5775MHz)

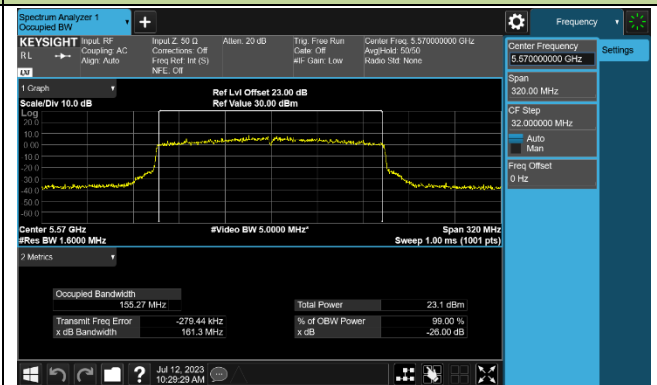


802.11ax-HE160 26dB Bandwidth & 99% Bandwidth

Channel 50 (5250MHz)



Channel 114 (5570MHz)



7.3. 6dB Bandwidth Measurement

7.3.1. Test Limit

The minimum 6dB bandwidth shall be at least 500 kHz.

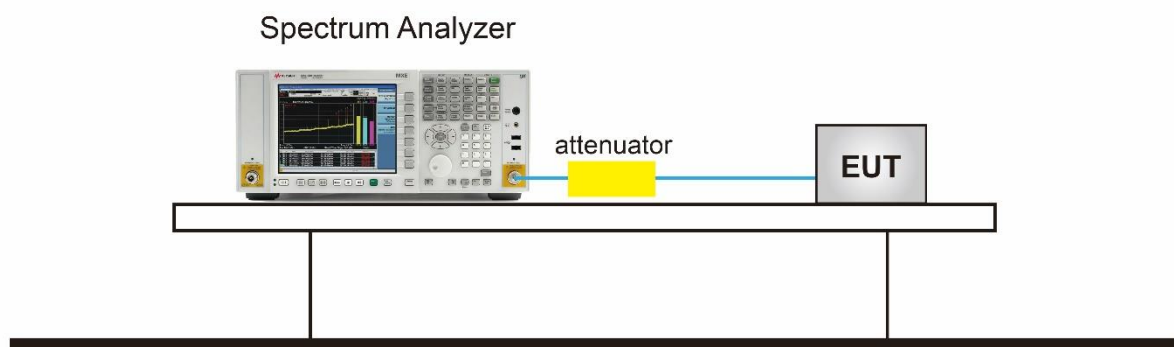
7.3.2. Test Procedure used

KDB 789033 D02v02r01- Section C.2

7.3.3. Test Setting

1. Set center frequency to the nominal EUT channel center frequency.
2. RBW = 100 kHz.
3. VBW $3 \times$ RBW.
4. Detector = Peak.
5. Trace mode = max hold.
6. Sweep = auto couple.
7. Allow the trace to stabilize.
8. Measure the maximum width of the emission that is constrained by the frequencies associated with the two outermost amplitude points (upper and lower frequencies) that are attenuated by 6 dB relative to the maximum level measured in the fundamental emission.

7.3.4. Test Setup



7.3.5. TestResult

Product	AX6000 Ceiling Mount Wi-Fi 6 Access Point	Test Engineer	Xuan Yu
Test Site	SR6	Test Date	2023/07/12

Test Mode	Data Rate/ MCS	Channel No.	Frequency (MHz)	6dB Bandwidth (MHz)	Limit (MHz)	Result
Ant 0						
802.11a	6Mbps	149	5745	16.270	≥ 0.5	Pass
802.11a	6Mbps	157	5785	14.670	≥ 0.5	Pass
802.11a	6Mbps	165	5825	16.030	≥ 0.5	Pass
802.11ac-VHT20	MCS0	149	5745	15.690	≥ 0.5	Pass
802.11ac-VHT20	MCS0	157	5785	16.280	≥ 0.5	Pass
802.11ac-VHT20	MCS0	165	5825	17.540	≥ 0.5	Pass
802.11ac-VHT40	MCS0	151	5755	31.360	≥ 0.5	Pass
802.11ac-VHT40	MCS0	159	5795	31.320	≥ 0.5	Pass
802.11ac-VHT80	MCS0	155	5775	73.800	≥ 0.5	Pass
802.11ax-HE20	MCS0	149	5745	14.150	≥ 0.5	Pass
802.11ax-HE20	MCS0	157	5785	14.220	≥ 0.5	Pass
802.11ax-HE20	MCS0	165	5825	17.370	≥ 0.5	Pass
802.11ax-HE40	MCS0	151	5755	30.160	≥ 0.5	Pass
802.11ax-HE40	MCS0	159	5795	35.020	≥ 0.5	Pass
802.11ax-HE80	MCS0	155	5775	60.170	≥ 0.5	Pass