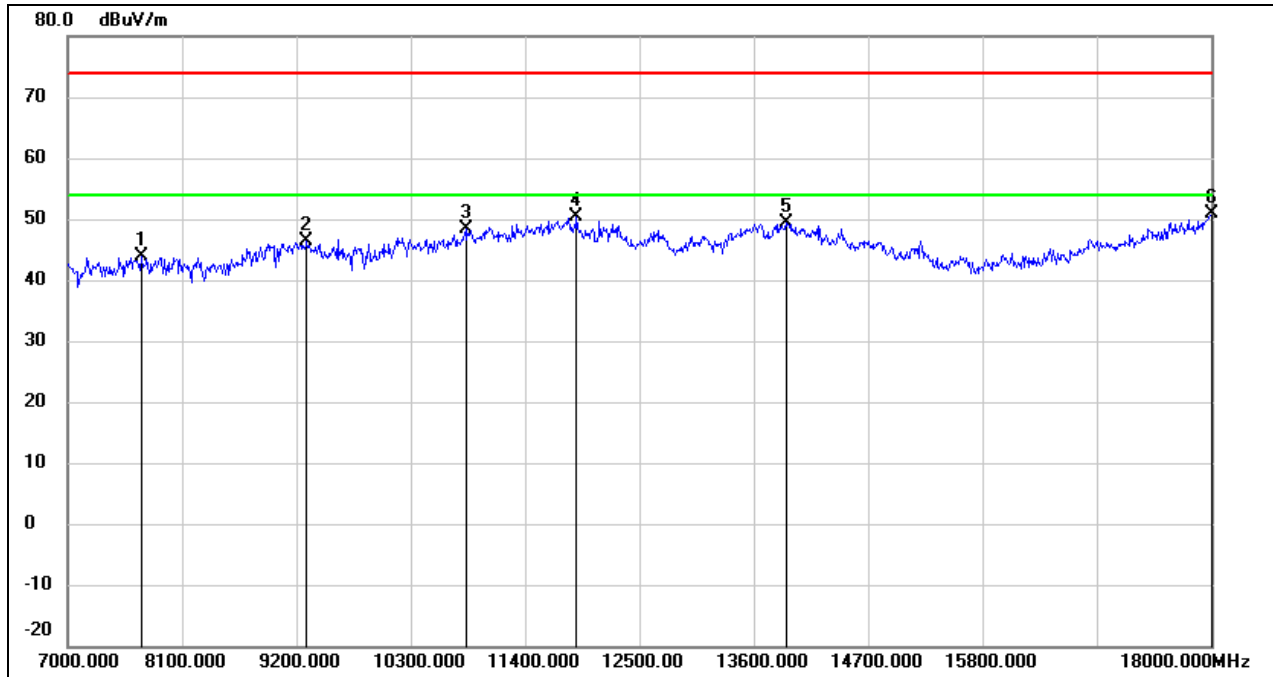
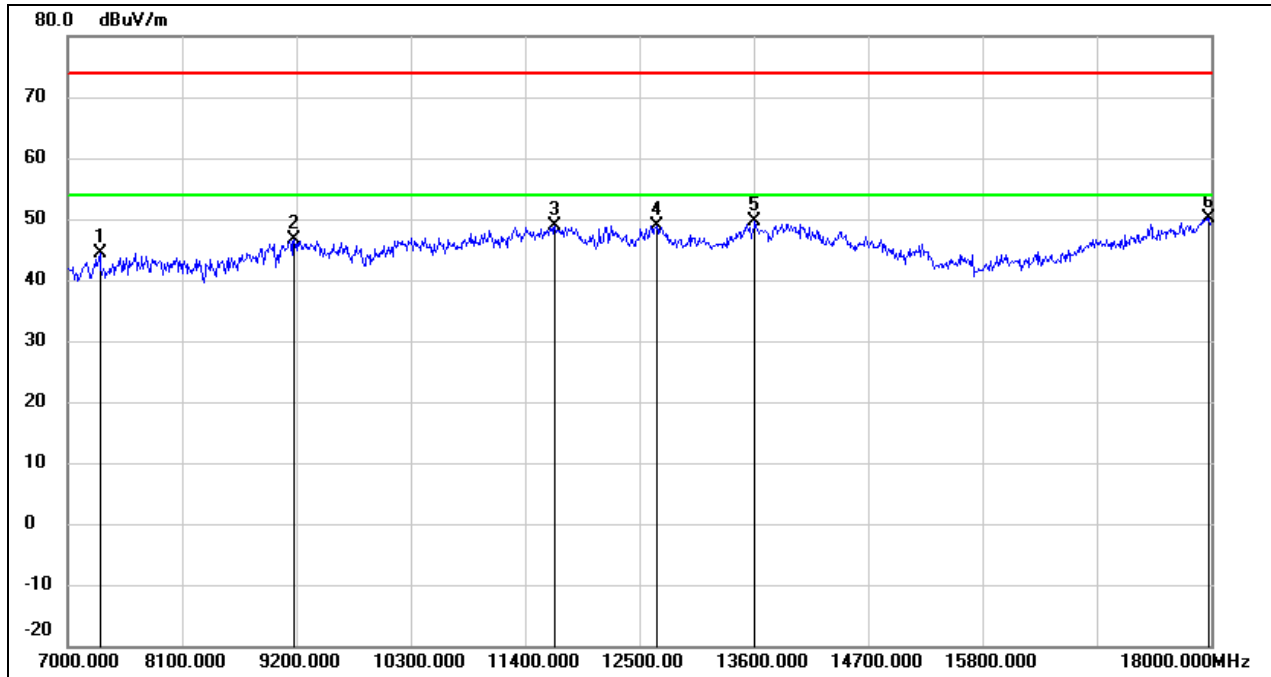


Test Mode:	802.11be EHT80	Channel:	5210
Polarity:	Vertical	Test Voltage:	DC 12 V



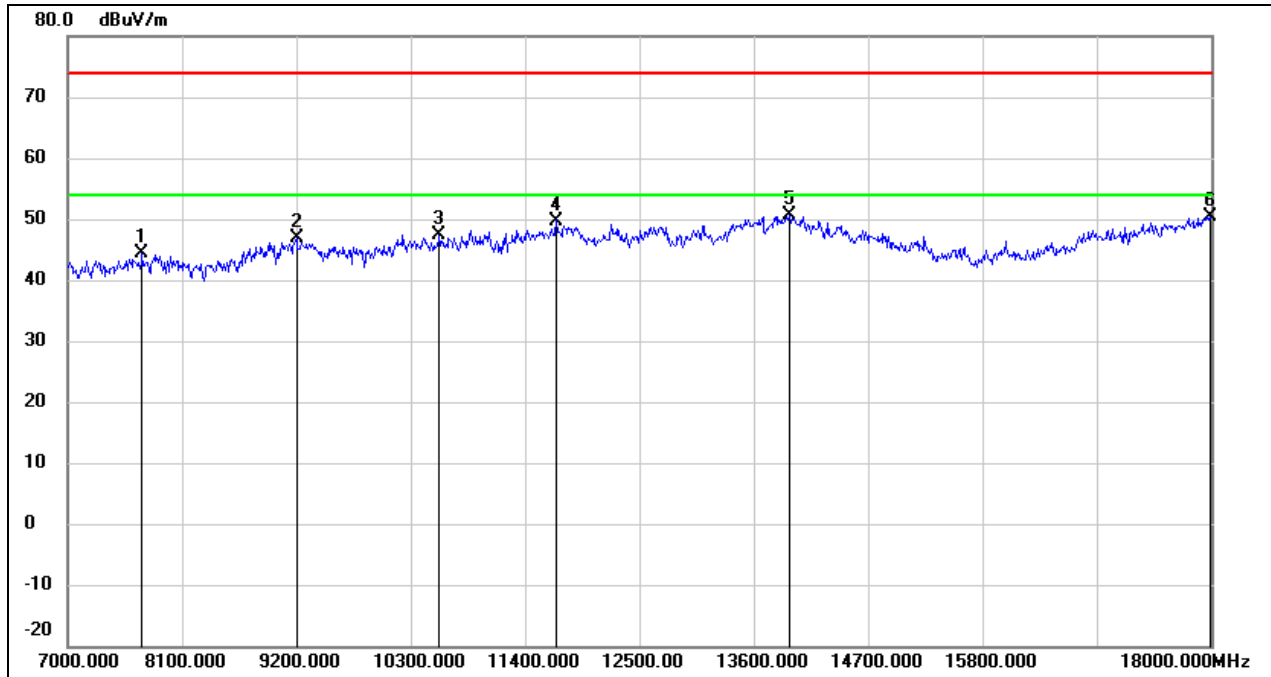
No.	Frequency (MHz)	Reading (dBuV)	Correct (dB/m)	Result (dBuV/m)	Limit (dBuV/m)	Margin (dB)	Remark
1	7704.000	37.17	6.69	43.86	74.00	-30.14	peak
2	9299.000	35.86	10.53	46.39	74.00	-27.61	peak
3	10839.000	34.33	14.10	48.43	74.00	-25.57	peak
4	11895.000	32.91	17.51	50.42	74.00	-23.58	peak
5	13908.000	27.72	21.66	49.38	74.00	-24.62	peak
6	18000.000	24.73	26.12	50.85	74.00	-23.15	peak

Test Mode:	802.11be EHT80	Channel:	5775
Polarity:	Horizontal	Test Voltage:	DC 12 V



No.	Frequency (MHz)	Reading (dBuV)	Correct (dB/m)	Result (dBuV/m)	Limit (dBuV/m)	Margin (dB)	Remark
1	7308.000	37.47	6.94	44.41	74.00	-29.59	peak
2	9178.000	36.24	10.45	46.69	74.00	-27.31	peak
3	11686.000	31.79	17.12	48.91	74.00	-25.09	peak
4	12665.000	30.95	18.04	48.99	74.00	-25.01	peak
5	13611.000	28.62	20.92	49.54	74.00	-24.46	peak
6	17978.000	24.19	25.97	50.16	74.00	-23.84	peak

Test Mode:	802.11be EHT80	Channel:	5775
Polarity:	Vertical	Test Voltage:	DC 12 V

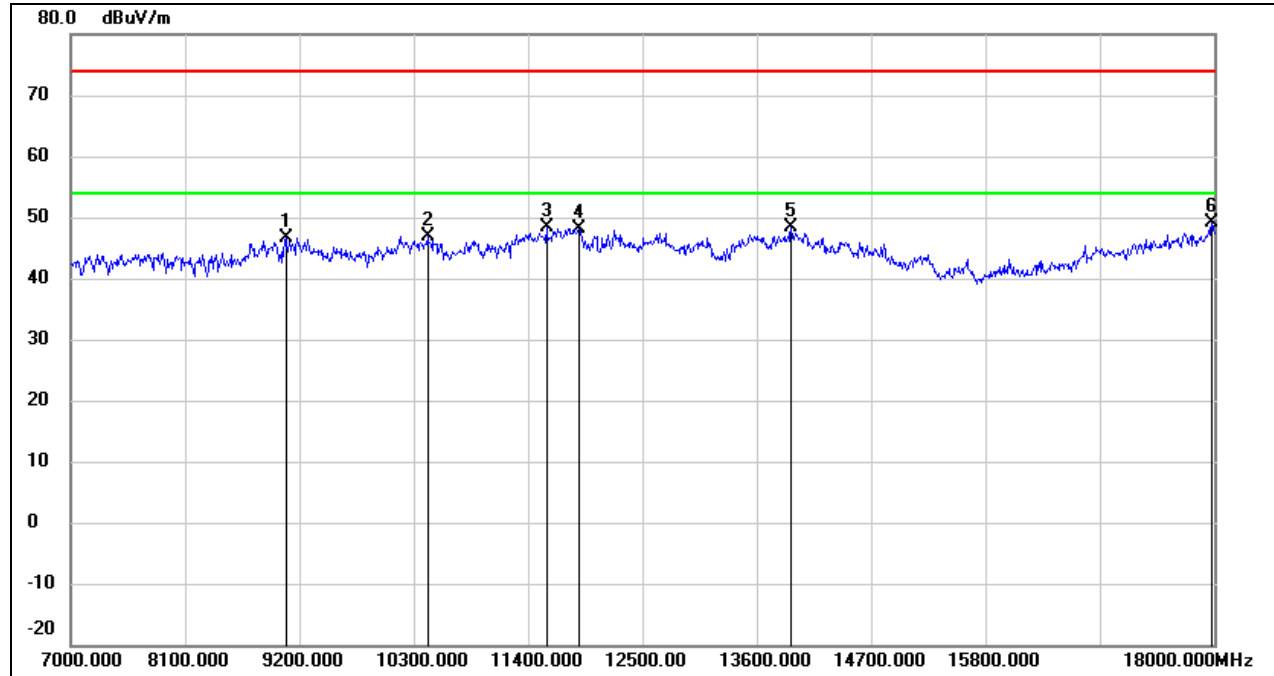


No.	Frequency (MHz)	Reading (dBuV)	Correct (dB/m)	Result (dBuV/m)	Limit (dBuV/m)	Margin (dB)	Remark
1	7715.000	37.69	6.68	44.37	74.00	-29.63	peak
2	9200.000	36.50	10.46	46.96	74.00	-27.04	peak
3	10575.000	34.34	13.10	47.44	74.00	-26.56	peak
4	11697.000	32.62	17.13	49.75	74.00	-24.25	peak
5	13941.000	28.91	21.73	50.64	74.00	-23.36	peak
6	17989.000	24.45	26.04	50.49	74.00	-23.51	peak

8.6. SPURIOUS EMISSIONS(7 GHZ~18 GHZ)

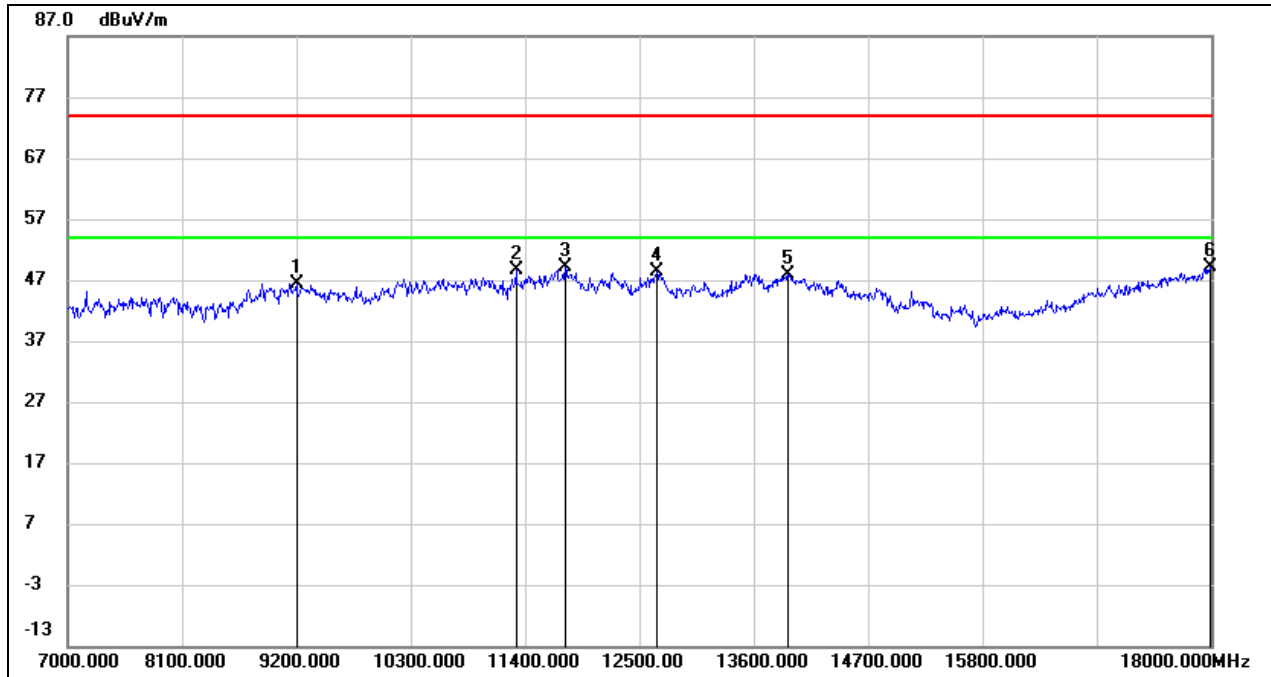
For ISED UNII-1 test data:

Test Mode:	802.11a 20	Channel:	5180
Polarity:	Horizontal	Test Voltage:	DC 12 V



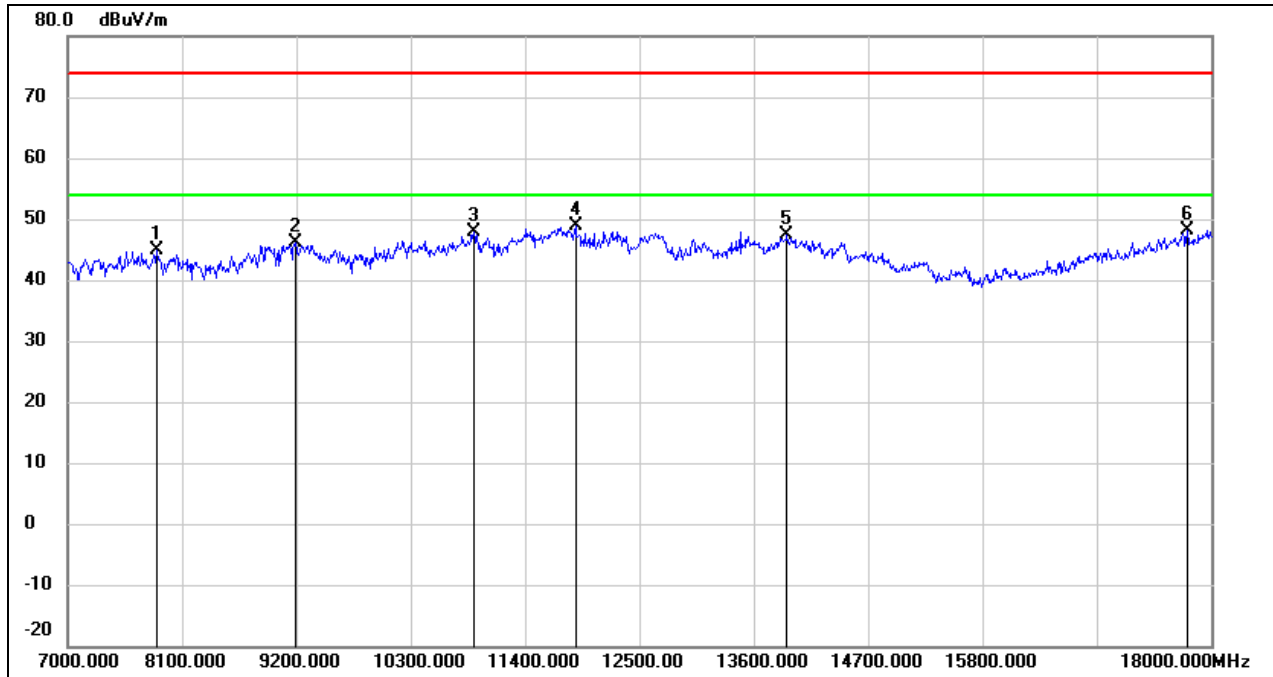
No.	Frequency (MHz)	Reading (dBuV)	Correct (dB/m)	Result (dBuV/m)	Limit (dBuV/m)	Margin (dB)	Remark
1	9068.000	36.23	10.39	46.62	74.00	-27.38	peak
2	10432.000	34.30	12.67	46.97	74.00	-27.03	peak
3	11576.000	31.38	16.91	48.29	74.00	-25.71	peak
4	11884.000	30.74	17.48	48.22	74.00	-25.78	peak
5	13930.000	26.55	21.71	48.26	74.00	-25.74	peak
6	17978.000	23.12	25.97	49.09	74.00	-24.91	peak

Test Mode:	802.11a 20	Channel:	5180
Polarity:	Vertical	Test Voltage:	DC 12 V



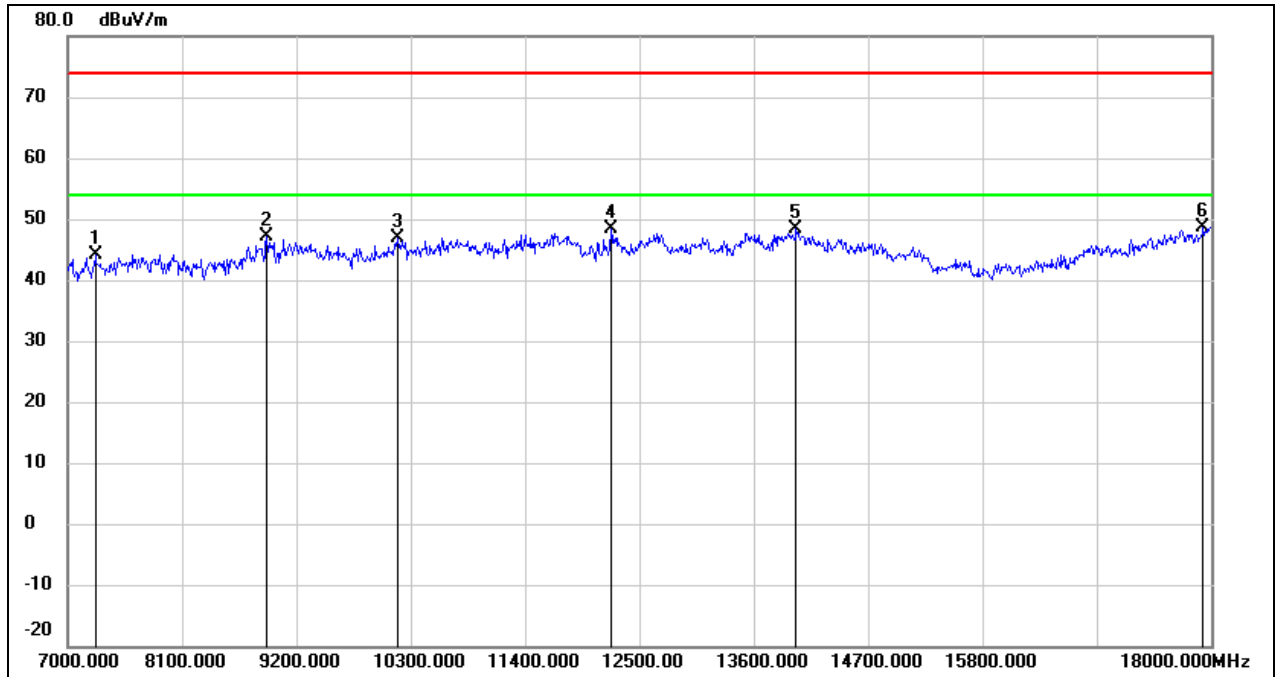
No.	Frequency (MHz)	Reading (dBuV)	Correct (dB/m)	Result (dBuV/m)	Limit (dBuV/m)	Margin (dB)	Remark
1	9200.000	36.02	10.46	46.48	74.00	-27.52	peak
2	11312.000	32.56	16.00	48.56	74.00	-25.44	peak
3	11785.000	31.71	17.30	49.01	74.00	-24.99	peak
4	12665.000	30.44	18.04	48.48	74.00	-25.52	peak
5	13930.000	26.27	21.71	47.98	74.00	-26.02	peak
6	17989.000	23.06	26.04	49.10	74.00	-24.90	peak

Test Mode:	802.11a 20	Channel:	5200
Polarity:	Horizontal	Test Voltage:	DC 12 V



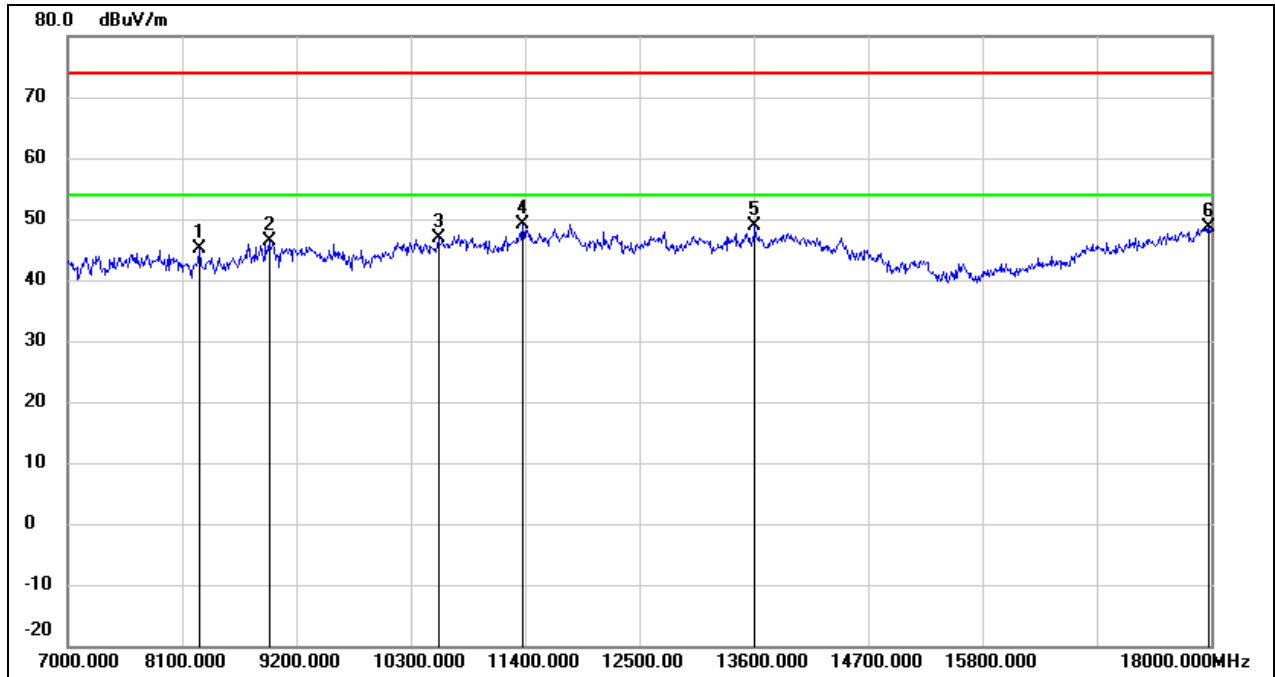
No.	Frequency (MHz)	Reading (dBuV)	Correct (dB/m)	Result (dBuV/m)	Limit (dBuV/m)	Margin (dB)	Remark
1	7858.000	38.29	6.55	44.84	74.00	-29.16	peak
2	9189.000	35.55	10.46	46.01	74.00	-27.99	peak
3	10905.000	33.40	14.36	47.76	74.00	-26.24	peak
4	11884.000	31.36	17.48	48.84	74.00	-25.16	peak
5	13919.000	25.80	21.68	47.48	74.00	-26.52	peak
6	17769.000	23.61	24.53	48.14	74.00	-25.86	peak

Test Mode:	802.11a 20	Channel:	5200
Polarity:	Vertical	Test Voltage:	DC 12 V



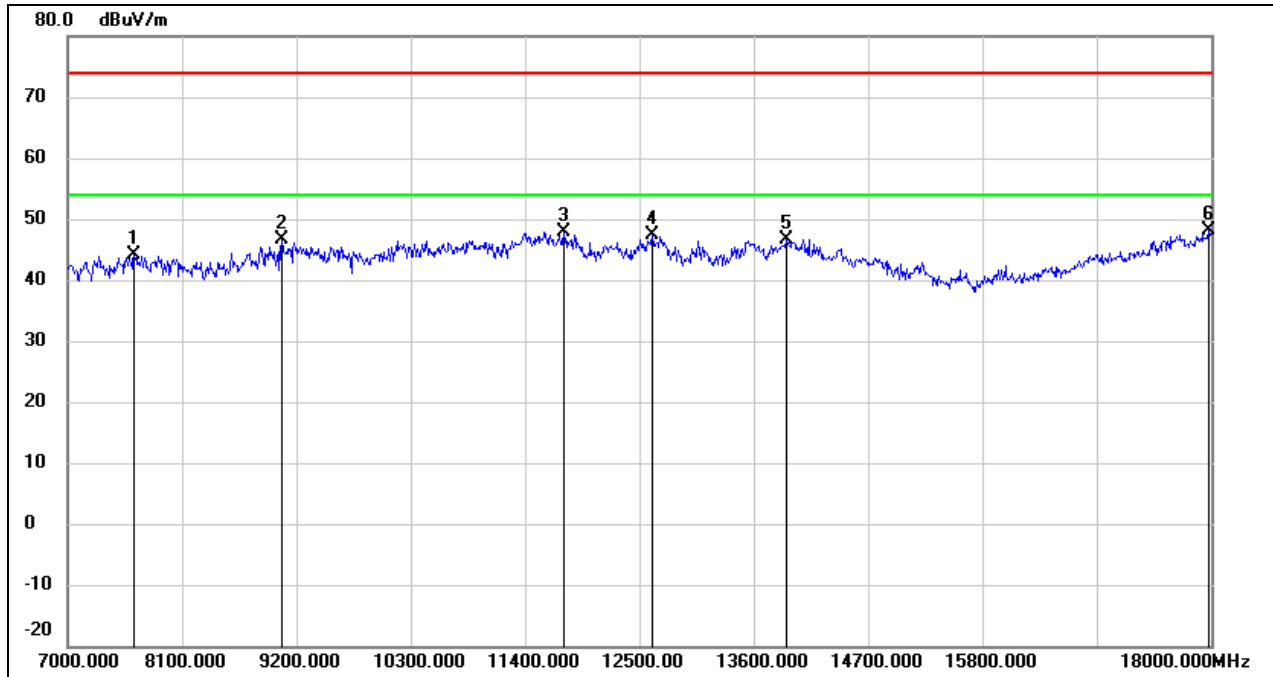
No.	Frequency (MHz)	Reading (dBuV)	Correct (dB/m)	Result (dBuV/m)	Limit (dBuV/m)	Margin (dB)	Remark
1	7264.000	37.28	6.95	44.23	74.00	-29.77	peak
2	8914.000	37.26	9.75	47.01	74.00	-26.99	peak
3	10168.000	34.69	12.13	46.82	74.00	-27.18	peak
4	12225.000	30.59	17.75	48.34	74.00	-25.66	peak
5	14007.000	26.42	21.85	48.27	74.00	-25.73	peak
6	17923.000	23.11	25.60	48.71	74.00	-25.29	peak

Test Mode:	802.11a 20	Channel:	5240
Polarity:	Horizontal	Test Voltage:	DC 12 V



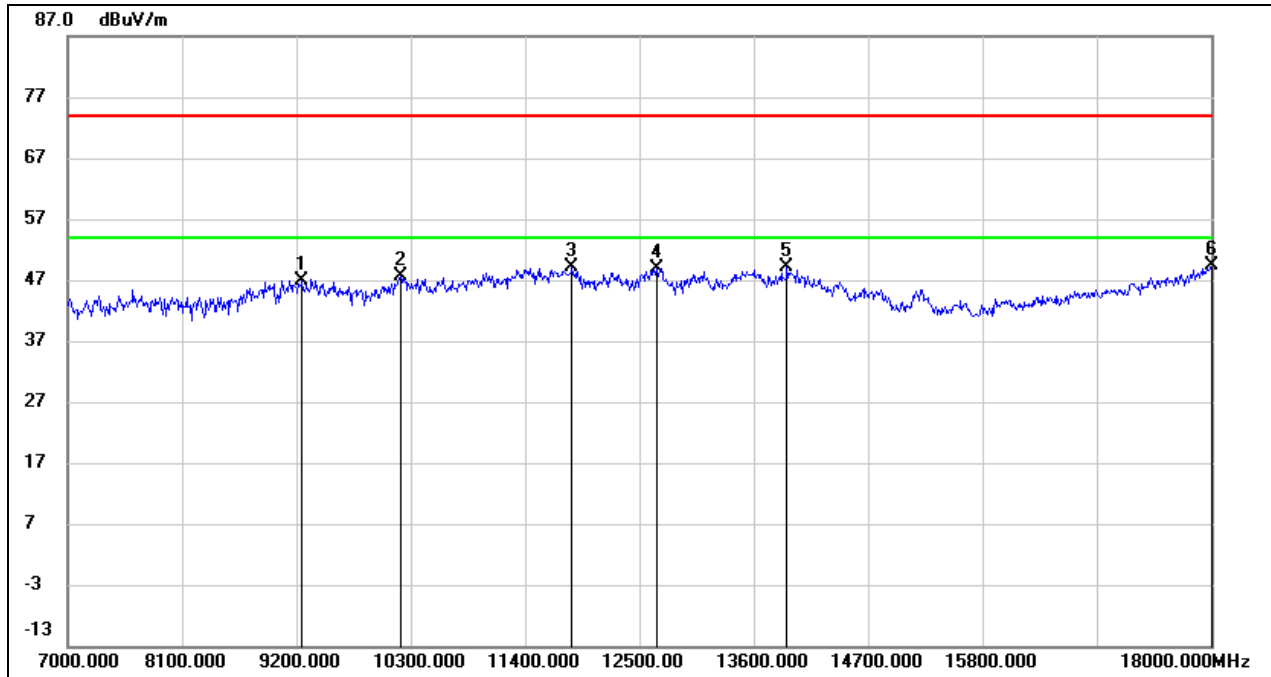
No.	Frequency (MHz)	Reading (dBuV)	Correct (dB/m)	Result (dBuV/m)	Limit (dBuV/m)	Margin (dB)	Remark
1	8265.000	38.39	6.67	45.06	74.00	-28.94	peak
2	8936.000	36.45	9.90	46.35	74.00	-27.65	peak
3	10564.000	33.72	13.06	46.78	74.00	-27.22	peak
4	11378.000	32.97	16.26	49.23	74.00	-24.77	peak
5	13611.000	27.93	20.92	48.85	74.00	-25.15	peak
6	17978.000	22.61	25.97	48.58	74.00	-25.42	peak

Test Mode:	802.11a 20	Channel:	5240
Polarity:	Vertical	Test Voltage:	DC 12 V



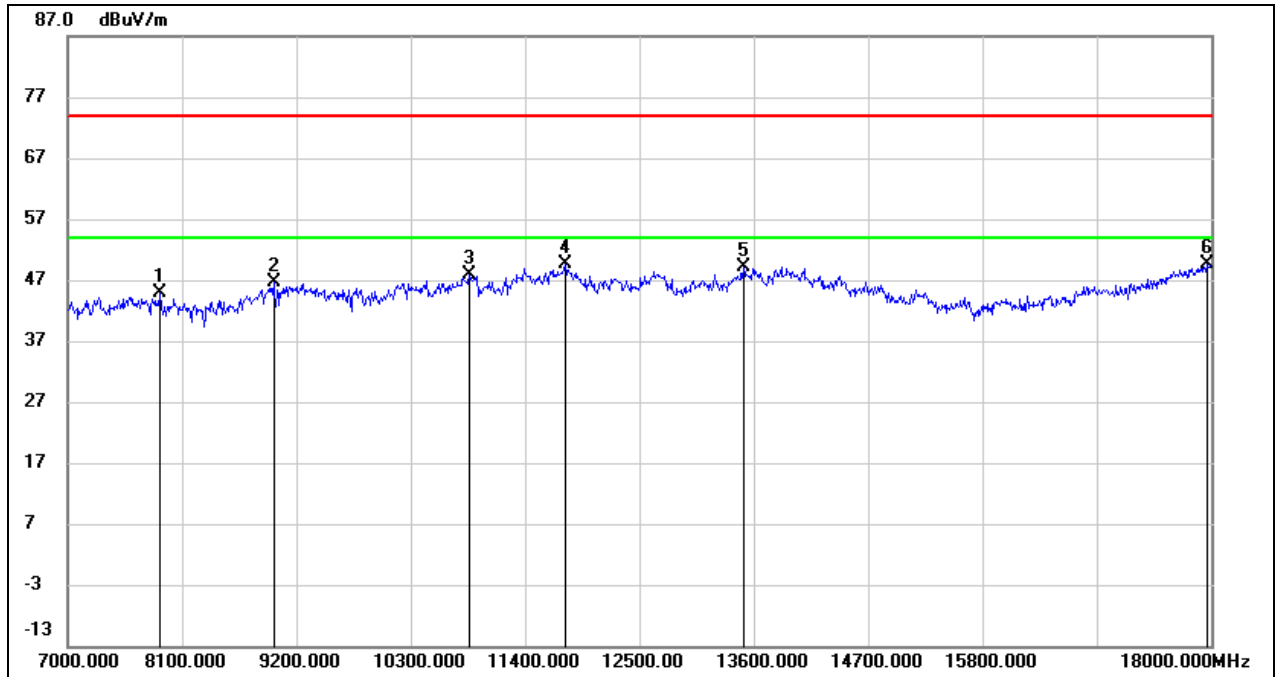
No.	Frequency (MHz)	Reading (dBuV)	Correct (dB/m)	Result (dBuV/m)	Limit (dBuV/m)	Margin (dB)	Remark
1	7638.000	37.28	6.75	44.03	74.00	-29.97	peak
2	9057.000	36.20	10.38	46.58	74.00	-27.42	peak
3	11774.000	30.60	17.28	47.88	74.00	-26.12	peak
4	12621.000	29.33	17.98	47.31	74.00	-26.69	peak
5	13919.000	25.06	21.68	46.74	74.00	-27.26	peak
6	17978.000	22.05	25.97	48.02	74.00	-25.98	peak

Test Mode:	802.11ax HE20	Channel:	5180
Polarity:	Horizontal	Test Voltage:	DC 12 V



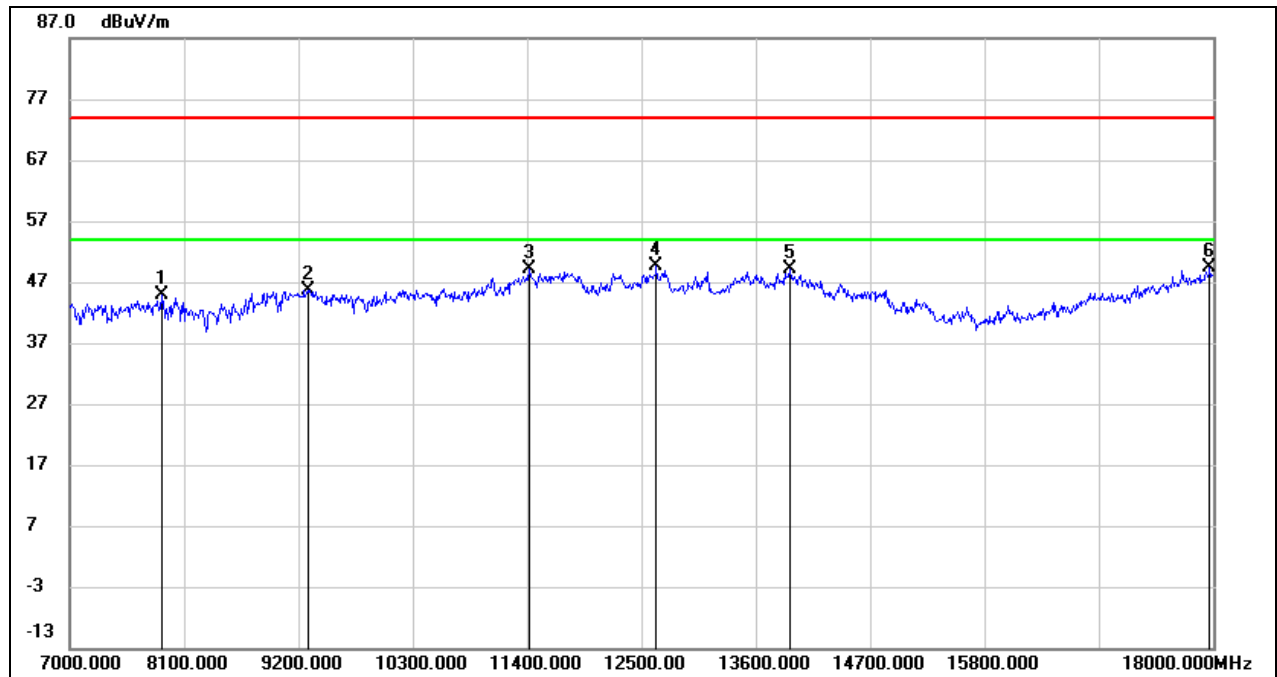
No.	Frequency (MHz)	Reading (dBuV)	Correct (dB/m)	Result (dBuV/m)	Limit (dBuV/m)	Margin (dB)	Remark
1	9255.000	36.45	10.50	46.95	74.00	-27.05	peak
2	10201.000	35.40	12.19	47.59	74.00	-26.41	peak
3	11851.000	31.76	17.43	49.19	74.00	-24.81	peak
4	12665.000	30.85	18.04	48.89	74.00	-25.11	peak
5	13919.000	27.42	21.68	49.10	74.00	-24.90	peak
6	18000.000	23.20	26.12	49.32	74.00	-24.68	peak

Test Mode:	802.11ax HE20	Channel:	5180
Polarity:	Vertical	Test Voltage:	DC 12 V



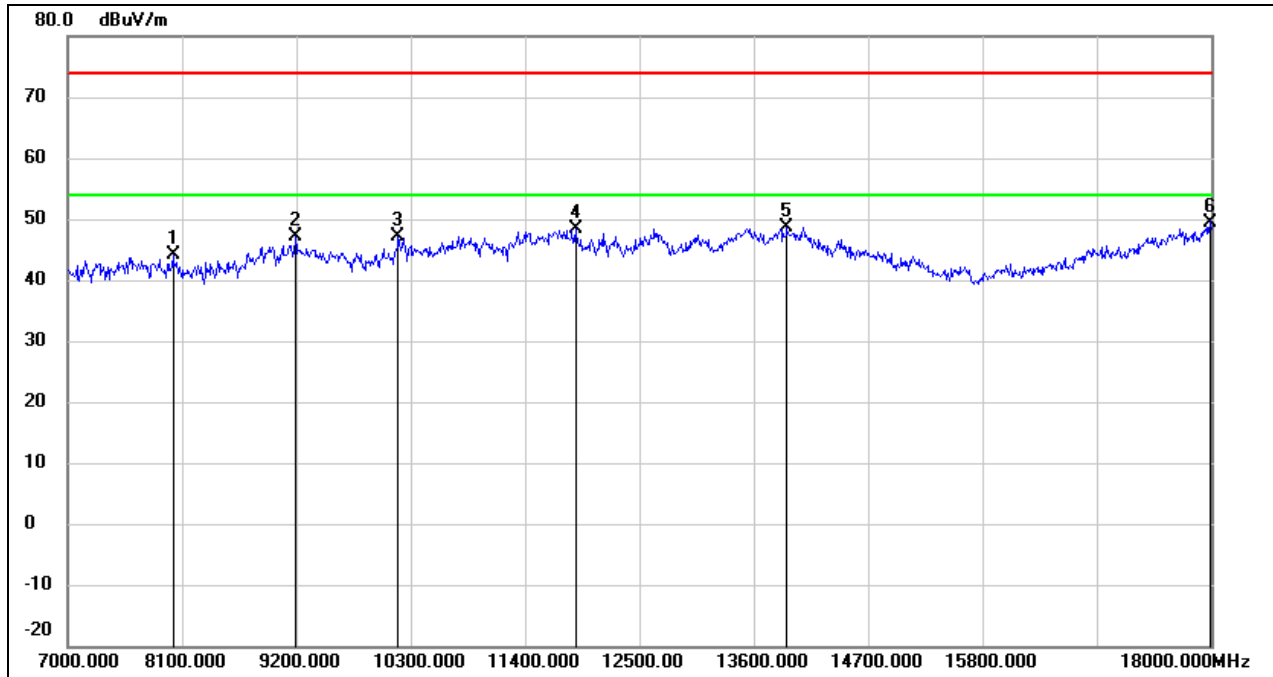
No.	Frequency (MHz)	Reading (dBuV)	Correct (dB/m)	Result (dBuV/m)	Limit (dBuV/m)	Margin (dB)	Remark
1	7891.000	38.29	6.52	44.81	74.00	-29.19	peak
2	8980.000	36.30	10.21	46.51	74.00	-27.49	peak
3	10861.000	33.58	14.20	47.78	74.00	-26.22	peak
4	11785.000	32.21	17.30	49.51	74.00	-24.49	peak
5	13501.000	28.59	20.64	49.23	74.00	-24.77	peak
6	17967.000	23.79	25.89	49.68	74.00	-24.32	peak

Test Mode:	802.11ax HE20	Channel:	5200
Polarity:	Horizontal	Test Voltage:	DC 12 V



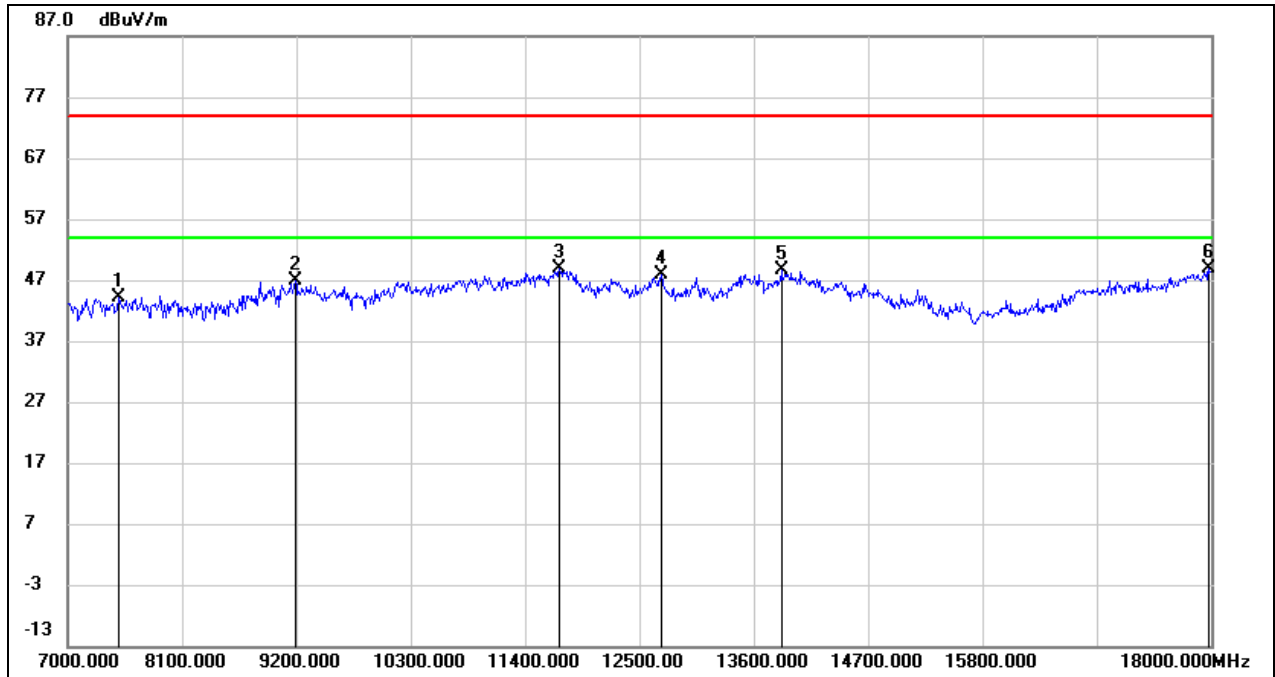
No.	Frequency (MHz)	Reading (dBuV)	Correct (dB/m)	Result (dBuV/m)	Limit (dBuV/m)	Margin (dB)	Remark
1	7880.000	38.32	6.54	44.86	74.00	-29.14	peak
2	9288.000	35.16	10.52	45.68	74.00	-28.32	peak
3	11422.000	32.73	16.46	49.19	74.00	-24.81	peak
4	12643.000	31.68	18.01	49.69	74.00	-24.31	peak
5	13930.000	27.45	21.71	49.16	74.00	-24.84	peak
6	17967.000	23.43	25.89	49.32	74.00	-24.68	peak

Test Mode:	802.11ax HE20	Channel:	5200
Polarity:	Vertical	Test Voltage:	DC 12 V



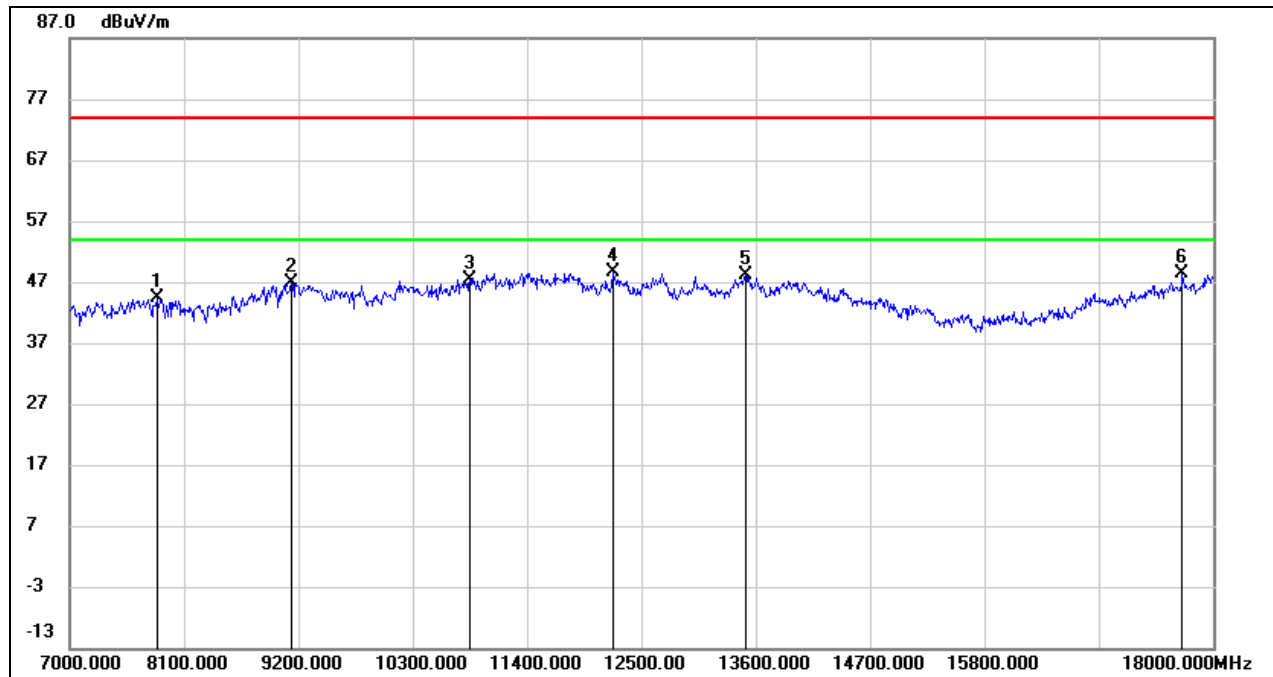
No.	Frequency (MHz)	Reading (dBuV)	Correct (dB/m)	Result (dBuV/m)	Limit (dBuV/m)	Margin (dB)	Remark
1	8012.000	37.57	6.44	44.01	74.00	-29.99	peak
2	9189.000	36.57	10.46	47.03	74.00	-26.97	peak
3	10179.000	35.08	12.14	47.22	74.00	-26.78	peak
4	11884.000	30.86	17.48	48.34	74.00	-25.66	peak
5	13919.000	27.00	21.68	48.68	74.00	-25.32	peak
6	17989.000	23.46	26.04	49.50	74.00	-24.50	peak

Test Mode:	802.11ax HE20	Channel:	5240
Polarity:	Horizontal	Test Voltage:	DC 12 V



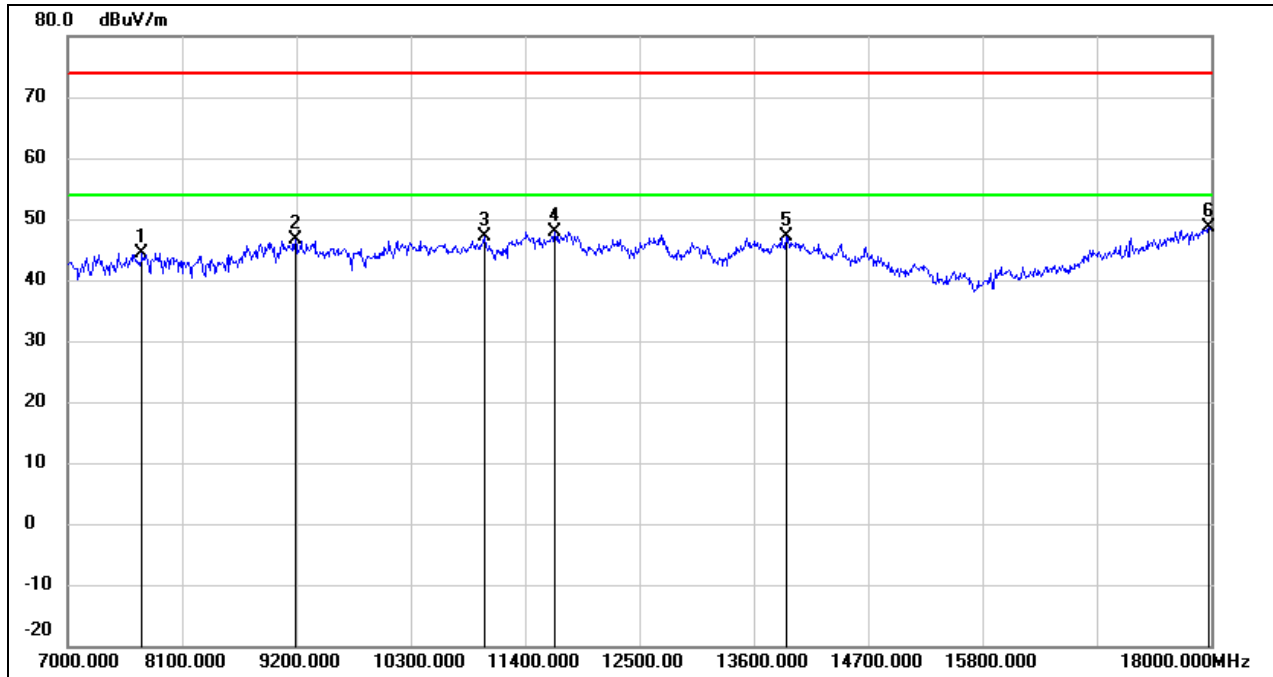
No.	Frequency (MHz)	Reading (dBuV)	Correct (dB/m)	Result (dBuV/m)	Limit (dBuV/m)	Margin (dB)	Remark
1	7484.000	37.35	6.87	44.22	74.00	-29.78	peak
2	9189.000	36.34	10.46	46.80	74.00	-27.20	peak
3	11730.000	31.59	17.19	48.78	74.00	-25.22	peak
4	12709.000	29.76	18.09	47.85	74.00	-26.15	peak
5	13864.000	27.00	21.53	48.53	74.00	-25.47	peak
6	17978.000	22.91	25.97	48.88	74.00	-25.12	peak

Test Mode:	802.11ax HE20	Channel:	5240
Polarity:	Vertical	Test Voltage:	DC 12 V



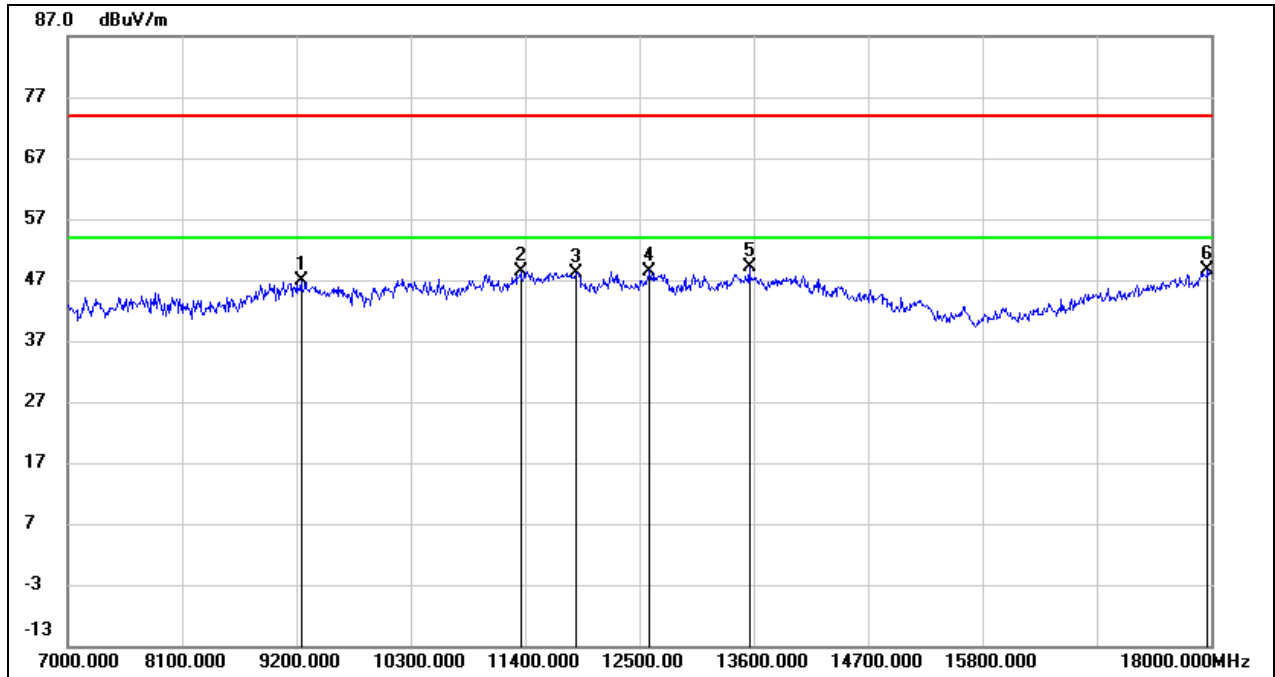
No.	Frequency (MHz)	Reading (dBuV)	Correct (dB/m)	Result (dBuV/m)	Limit (dBuV/m)	Margin (dB)	Remark
1	7847.000	37.69	6.57	44.26	74.00	-29.74	peak
2	9134.000	36.55	10.41	46.96	74.00	-27.04	peak
3	10850.000	33.26	14.15	47.41	74.00	-26.59	peak
4	12225.000	30.94	17.75	48.69	74.00	-25.31	peak
5	13501.000	27.43	20.64	48.07	74.00	-25.93	peak
6	17703.000	24.40	24.09	48.49	74.00	-25.51	peak

Test Mode:	802.11ax HE40	Channel:	5190
Polarity:	Horizontal	Test Voltage:	DC 12 V



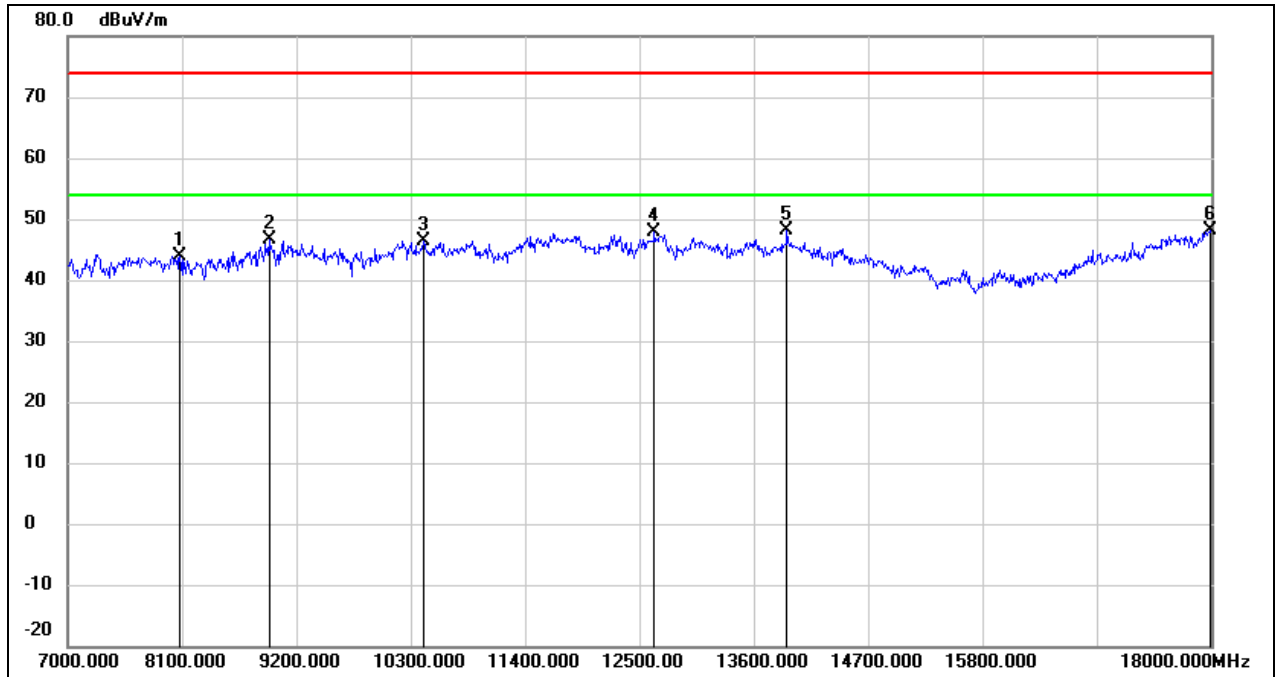
No.	Frequency (MHz)	Reading (dBuV)	Correct (dB/m)	Result (dBuV/m)	Limit (dBuV/m)	Margin (dB)	Remark
1	7715.000	37.81	6.68	44.49	74.00	-29.51	peak
2	9189.000	36.26	10.46	46.72	74.00	-27.28	peak
3	11004.000	32.36	14.74	47.10	74.00	-26.90	peak
4	11686.000	30.84	17.12	47.96	74.00	-26.04	peak
5	13908.000	25.57	21.66	47.23	74.00	-26.77	peak
6	17978.000	22.55	25.97	48.52	74.00	-25.48	peak

Test Mode:	802.11ax HE40	Channel:	5190
Polarity:	Vertical	Test Voltage:	DC 12 V



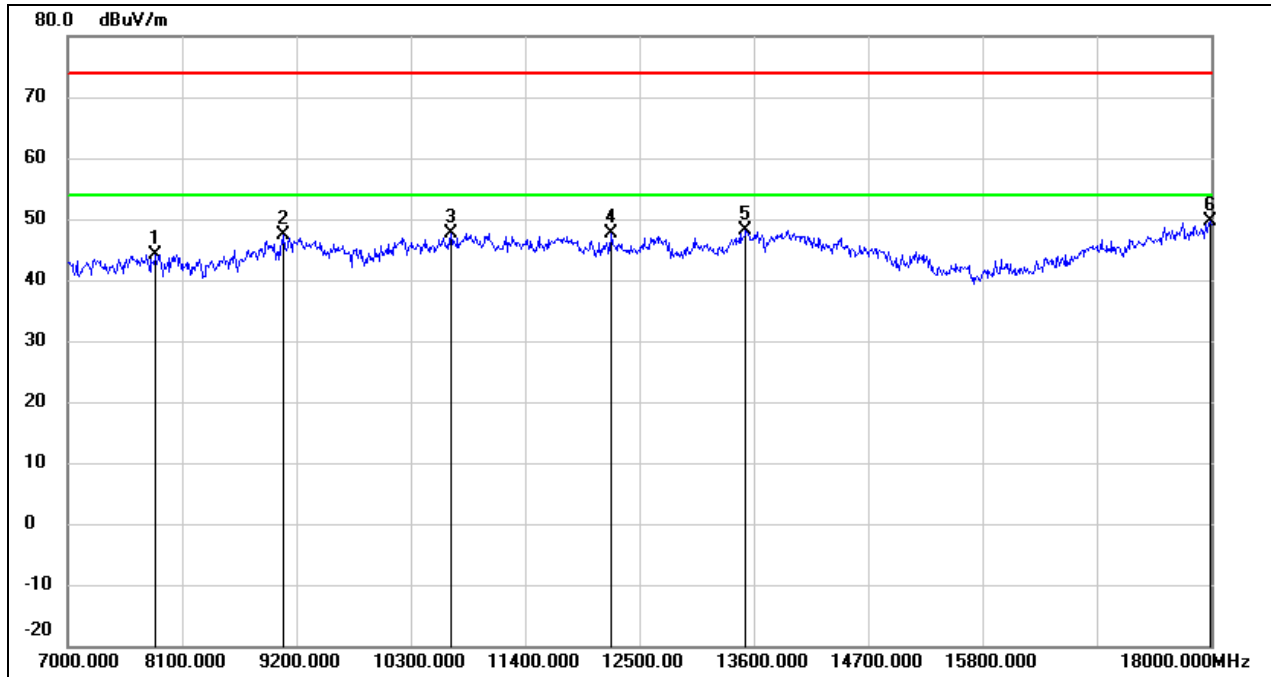
No.	Frequency (MHz)	Reading (dBuV)	Correct (dB/m)	Result (dBuV/m)	Limit (dBuV/m)	Margin (dB)	Remark
1	9244.000	36.29	10.49	46.78	74.00	-27.22	peak
2	11356.000	32.16	16.19	48.35	74.00	-25.65	peak
3	11895.000	30.64	17.51	48.15	74.00	-25.85	peak
4	12599.000	30.55	17.95	48.50	74.00	-25.50	peak
5	13556.000	28.42	20.78	49.20	74.00	-24.80	peak
6	17967.000	22.65	25.89	48.54	74.00	-25.46	peak

Test Mode:	802.11ax HE40	Channel:	5230
Polarity:	Horizontal	Test Voltage:	DC 12 V



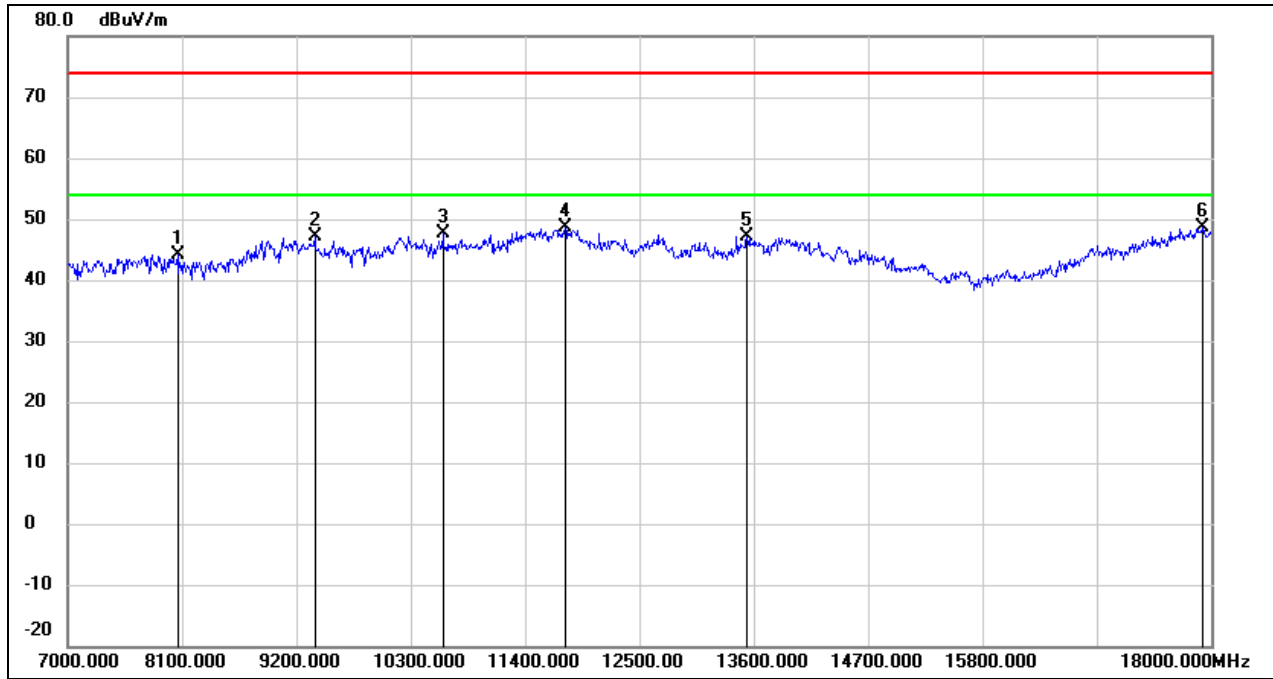
No.	Frequency (MHz)	Reading (dBuV)	Correct (dB/m)	Result (dBuV/m)	Limit (dBuV/m)	Margin (dB)	Remark
1	8078.000	37.34	6.51	43.85	74.00	-30.15	peak
2	8936.000	36.61	9.90	46.51	74.00	-27.49	peak
3	10421.000	33.80	12.66	46.46	74.00	-27.54	peak
4	12643.000	29.89	18.01	47.90	74.00	-26.10	peak
5	13919.000	26.48	21.68	48.16	74.00	-25.84	peak
6	17989.000	21.99	26.04	48.03	74.00	-25.97	peak

Test Mode:	802.11ax HE40	Channel:	5230
Polarity:	Vertical	Test Voltage:	DC 12 V



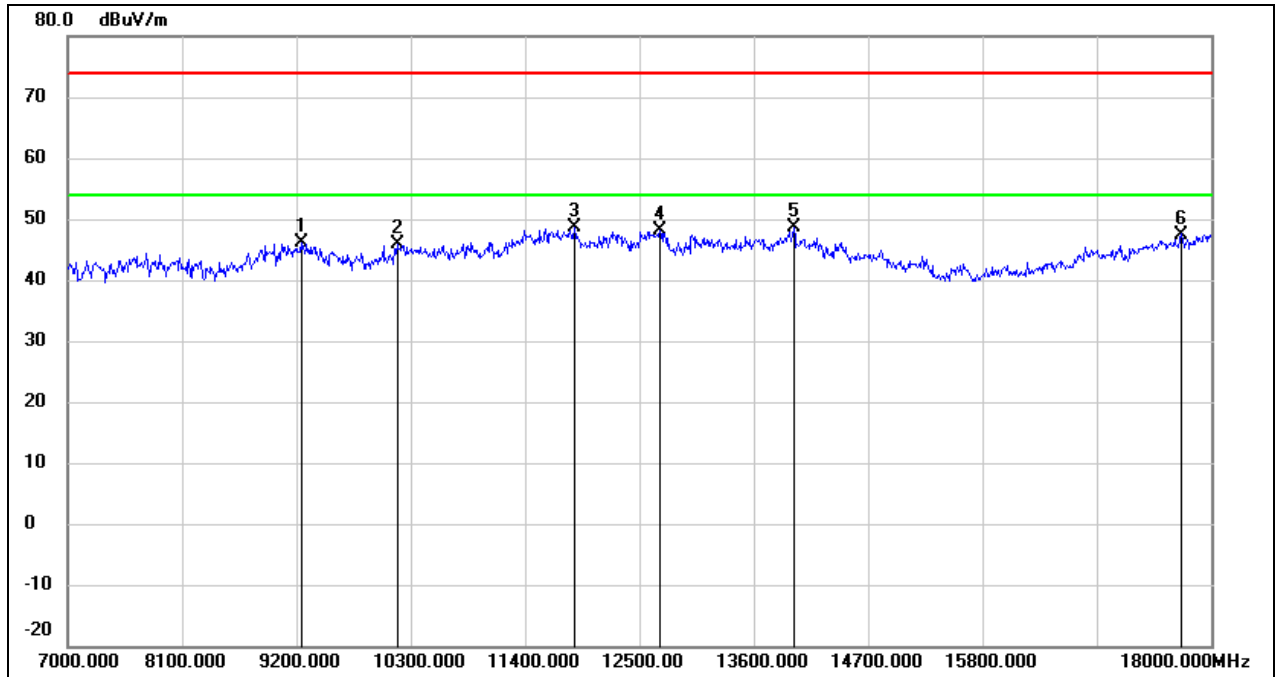
No.	Frequency (MHz)	Reading (dBuV)	Correct (dB/m)	Result (dBuV/m)	Limit (dBuV/m)	Margin (dB)	Remark
1	7847.000	37.65	6.57	44.22	74.00	-29.78	peak
2	9079.000	36.89	10.39	47.28	74.00	-26.72	peak
3	10685.000	34.13	13.53	47.66	74.00	-26.34	peak
4	12225.000	29.94	17.75	47.69	74.00	-26.31	peak
5	13523.000	27.52	20.70	48.22	74.00	-25.78	peak
6	17989.000	23.53	26.04	49.57	74.00	-24.43	peak

Test Mode:	802.11ax HE80	Channel:	5210
Polarity:	Horizontal	Test Voltage:	DC 12 V



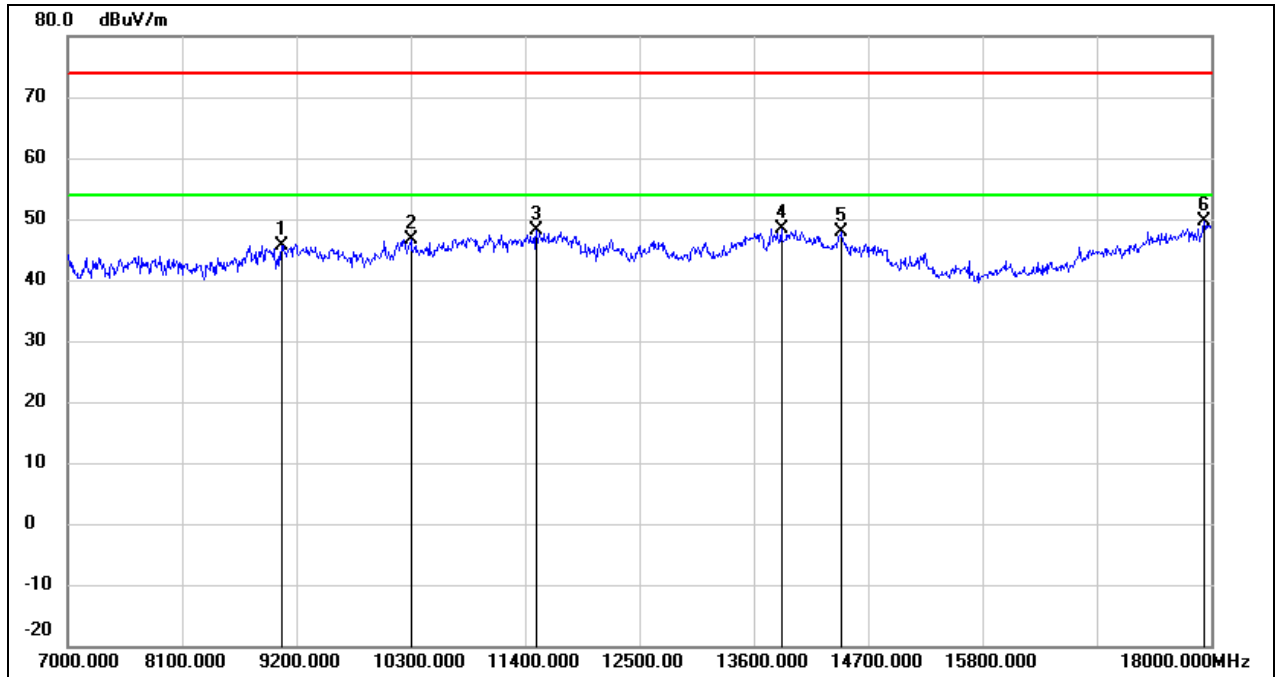
No.	Frequency (MHz)	Reading (dBuV)	Correct (dB/m)	Result (dBuV/m)	Limit (dBuV/m)	Margin (dB)	Remark
1	8056.000	37.75	6.48	44.23	74.00	-29.77	peak
2	9376.000	36.59	10.58	47.17	74.00	-26.83	peak
3	10608.000	34.51	13.23	47.74	74.00	-26.26	peak
4	11785.000	31.25	17.30	48.55	74.00	-25.45	peak
5	13534.000	26.33	20.73	47.06	74.00	-26.94	peak
6	17912.000	23.00	25.52	48.52	74.00	-25.48	peak

Test Mode:	802.11ax HE80	Channel:	5210
Polarity:	Vertical	Test Voltage:	DC 12 V



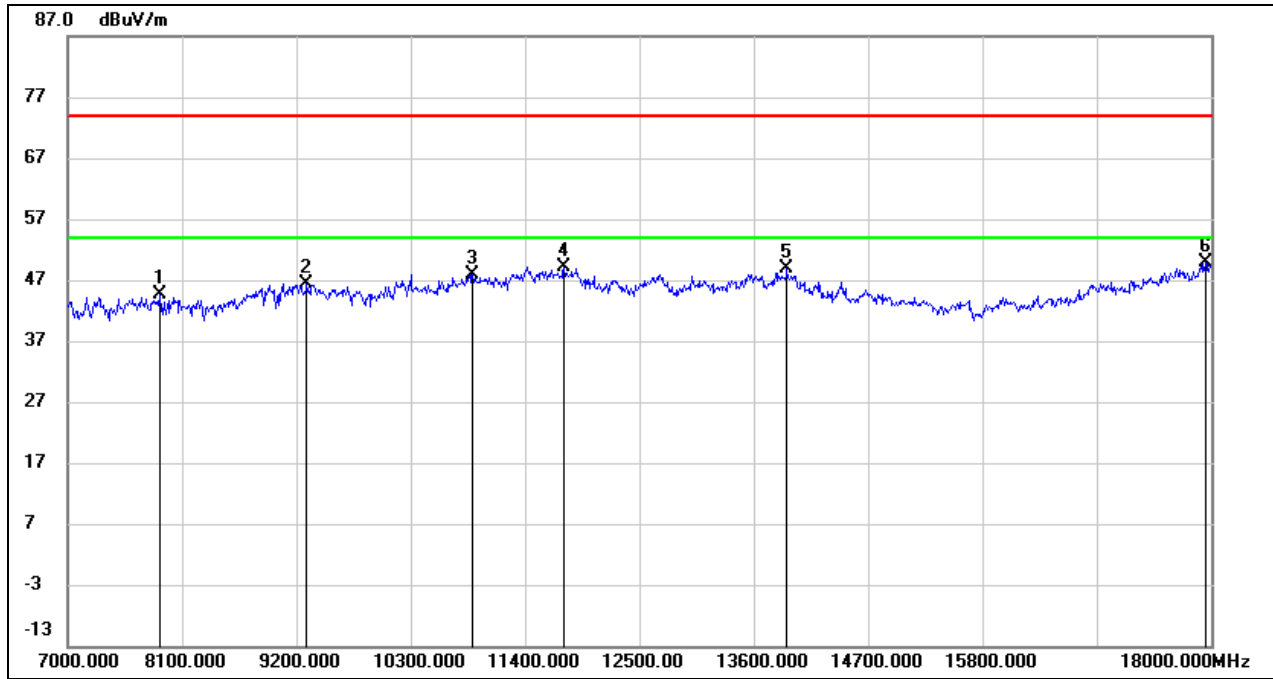
No.	Frequency (MHz)	Reading (dBuV)	Correct (dB/m)	Result (dBuV/m)	Limit (dBuV/m)	Margin (dB)	Remark
1	9244.000	35.74	10.49	46.23	74.00	-27.77	peak
2	10168.000	33.68	12.13	45.81	74.00	-28.19	peak
3	11873.000	31.07	17.46	48.53	74.00	-25.47	peak
4	12698.000	30.03	18.08	48.11	74.00	-25.89	peak
5	13985.000	26.80	21.85	48.65	74.00	-25.35	peak
6	17714.000	23.34	24.16	47.50	74.00	-26.50	peak

Test Mode:	802.11be EHT20	Channel:	5180
Polarity:	Horizontal	Test Voltage:	DC 12 V



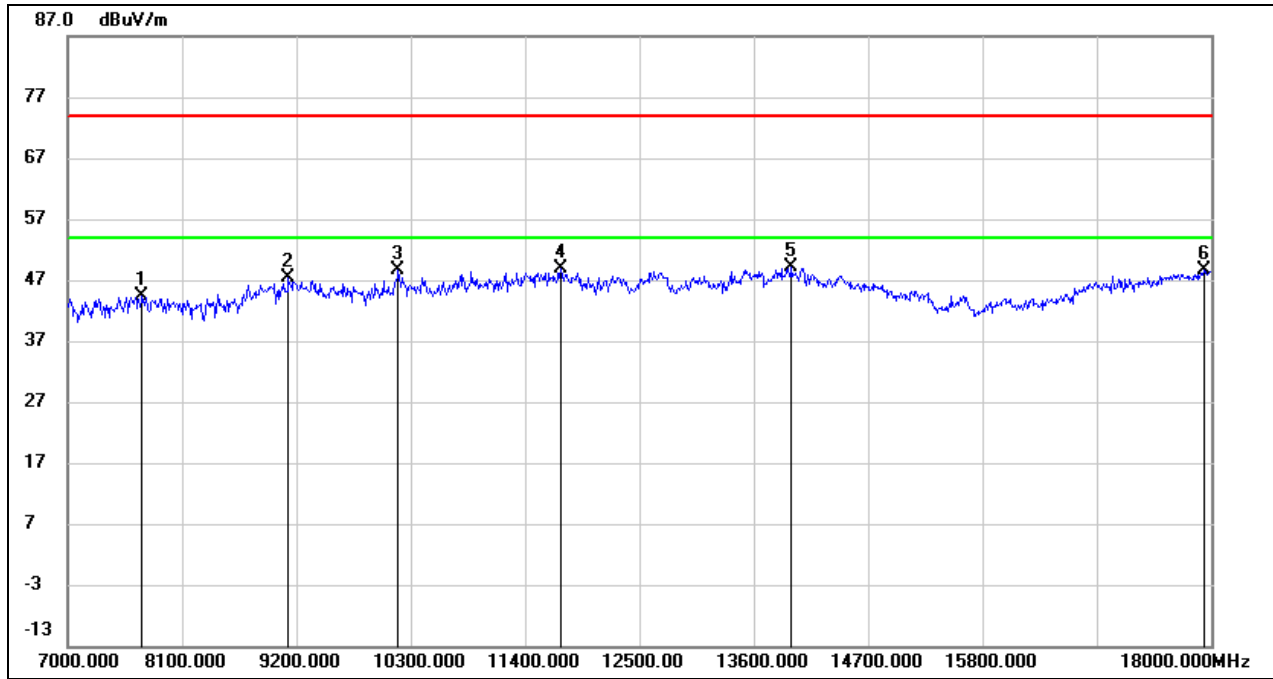
No.	Frequency (MHz)	Reading (dBuV)	Correct (dB/m)	Result (dBuV/m)	Limit (dBuV/m)	Margin (dB)	Remark
1	9057.000	35.22	10.38	45.60	74.00	-28.40	peak
2	10300.000	34.25	12.40	46.65	74.00	-27.35	peak
3	11510.000	31.31	16.79	48.10	74.00	-25.90	peak
4	13864.000	26.81	21.53	48.34	74.00	-25.66	peak
5	14447.000	27.92	20.00	47.92	74.00	-26.08	peak
6	17934.000	24.06	25.67	49.73	74.00	-24.27	peak

Test Mode:	802.11be EHT20	Channel:	5180
Polarity:	Vertical	Test Voltage:	DC 12 V



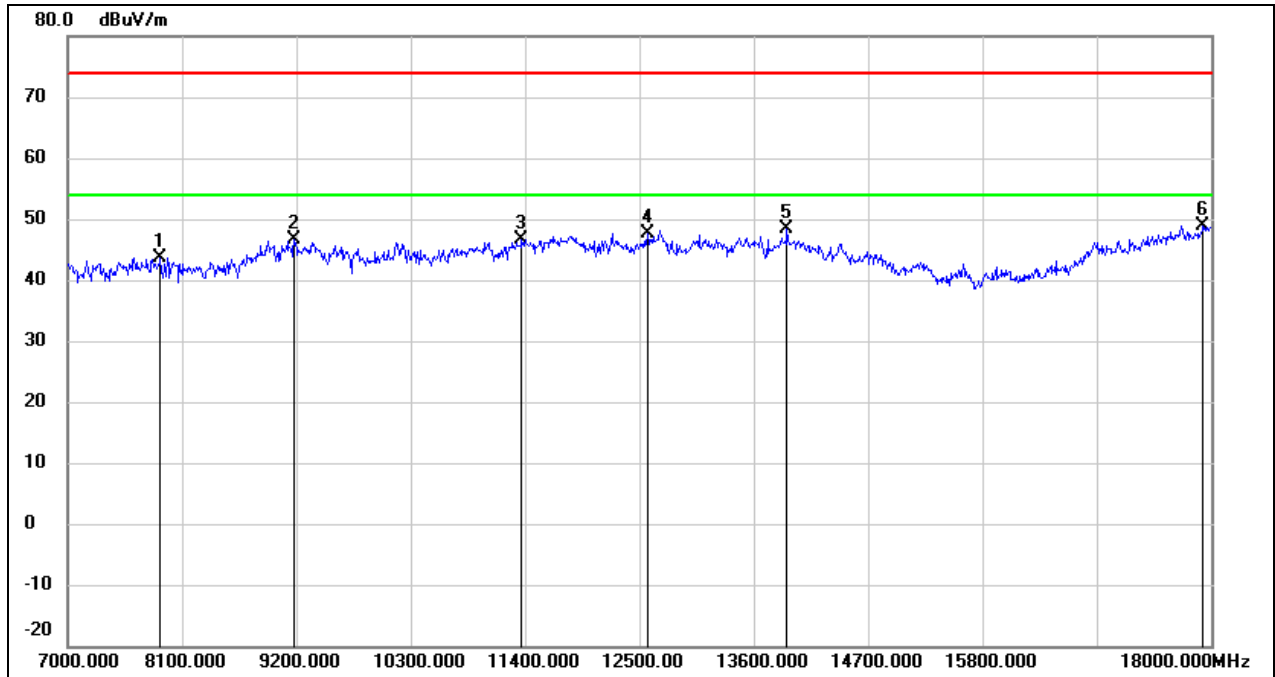
No.	Frequency (MHz)	Reading (dBuV)	Correct (dB/m)	Result (dBuV/m)	Limit (dBuV/m)	Margin (dB)	Remark
1	7880.000	38.18	6.54	44.72	74.00	-29.28	peak
2	9299.000	35.82	10.53	46.35	74.00	-27.65	peak
3	10894.000	33.67	14.32	47.99	74.00	-26.01	peak
4	11774.000	31.87	17.28	49.15	74.00	-24.85	peak
5	13919.000	27.11	21.68	48.79	74.00	-25.21	peak
6	17945.000	24.22	25.75	49.97	74.00	-24.03	peak

Test Mode:	802.11be EHT20	Channel:	5200
Polarity:	Horizontal	Test Voltage:	DC 12 V



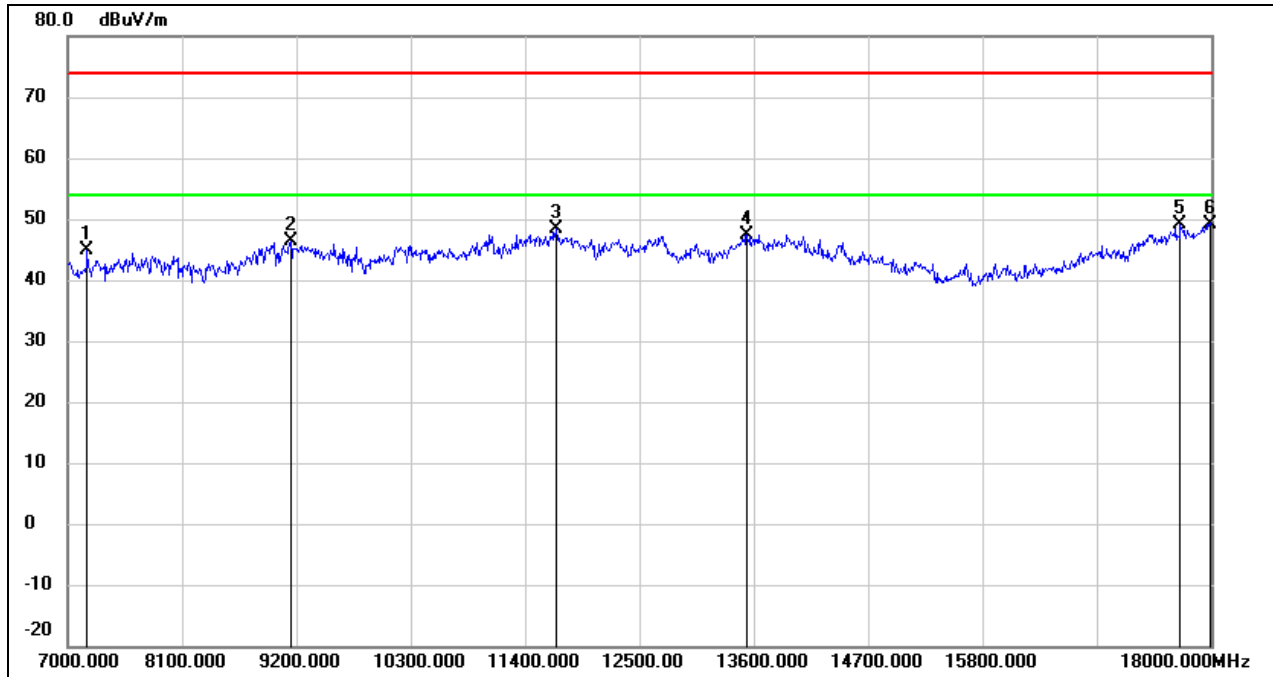
No.	Frequency (MHz)	Reading (dBuV)	Correct (dB/m)	Result (dBuV/m)	Limit (dBuV/m)	Margin (dB)	Remark
1	7715.000	37.75	6.68	44.43	74.00	-29.57	peak
2	9123.000	36.97	10.42	47.39	74.00	-26.61	peak
3	10179.000	36.52	12.14	48.66	74.00	-25.34	peak
4	11741.000	31.77	17.22	48.99	74.00	-25.01	peak
5	13963.000	27.31	21.78	49.09	74.00	-24.91	peak
6	17934.000	23.03	25.67	48.70	74.00	-25.30	peak

Test Mode:	802.11be EHT20	Channel:	5200
Polarity:	Vertical	Test Voltage:	DC 12 V



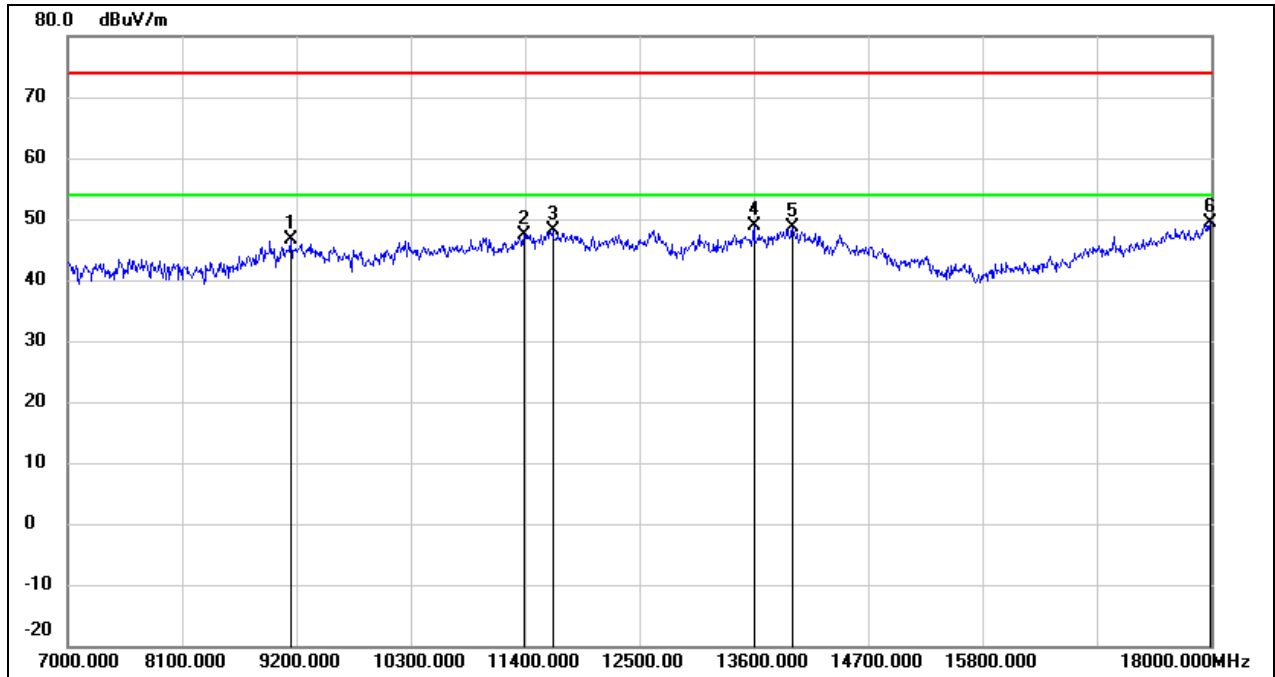
No.	Frequency (MHz)	Reading (dBuV)	Correct (dB/m)	Result (dBuV/m)	Limit (dBuV/m)	Margin (dB)	Remark
1	7891.000	37.11	6.52	43.63	74.00	-30.37	peak
2	9178.000	36.13	10.45	46.58	74.00	-27.42	peak
3	11367.000	30.43	16.22	46.65	74.00	-27.35	peak
4	12577.000	29.68	17.93	47.61	74.00	-26.39	peak
5	13919.000	26.70	21.68	48.38	74.00	-25.62	peak
6	17923.000	23.29	25.60	48.89	74.00	-25.11	peak

Test Mode:	802.11be EHT20	Channel:	5240
Polarity:	Horizontal	Test Voltage:	DC 12 V



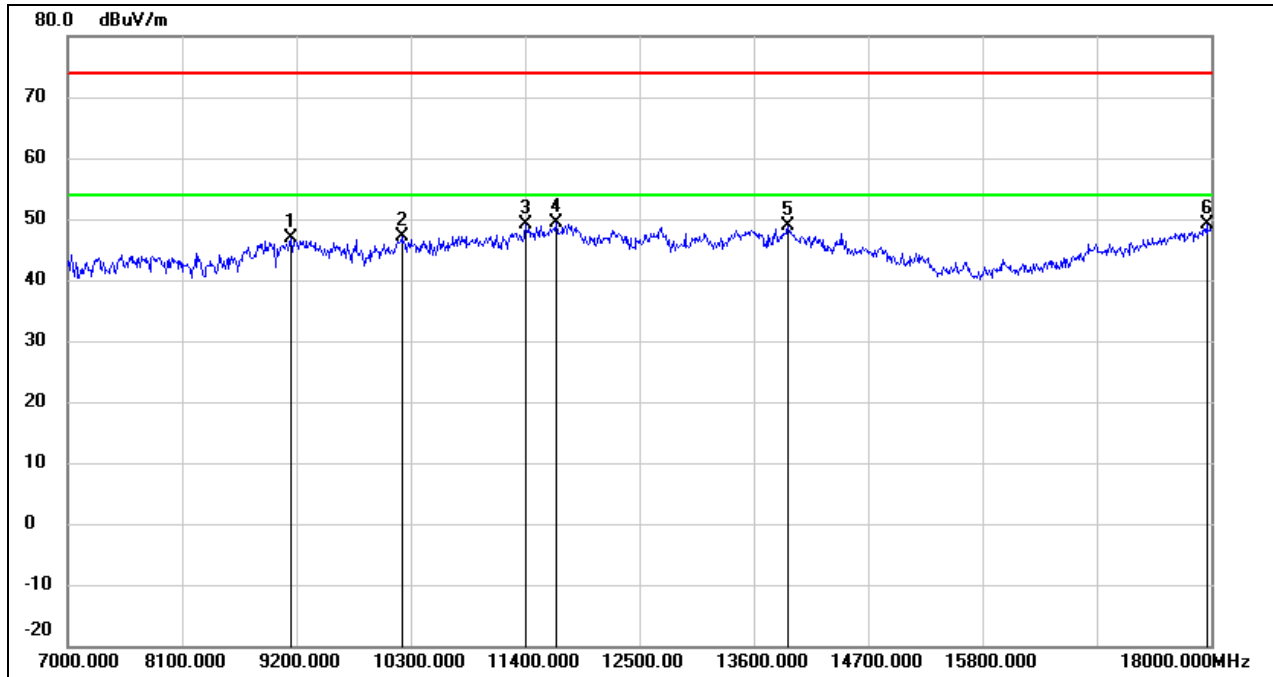
No.	Frequency (MHz)	Reading (dBuV)	Correct (dB/m)	Result (dBuV/m)	Limit (dBuV/m)	Margin (dB)	Remark
1	7187.000	37.91	6.98	44.89	74.00	-29.11	peak
2	9145.000	35.95	10.43	46.38	74.00	-27.62	peak
3	11697.000	31.16	17.13	48.29	74.00	-25.71	peak
4	13534.000	26.70	20.73	47.43	74.00	-26.57	peak
5	17703.000	25.15	24.09	49.24	74.00	-24.76	peak
6	17989.000	23.21	26.04	49.25	74.00	-24.75	peak

Test Mode:	802.11be EHT20	Channel:	5240
Polarity:	Vertical	Test Voltage:	DC 12 V



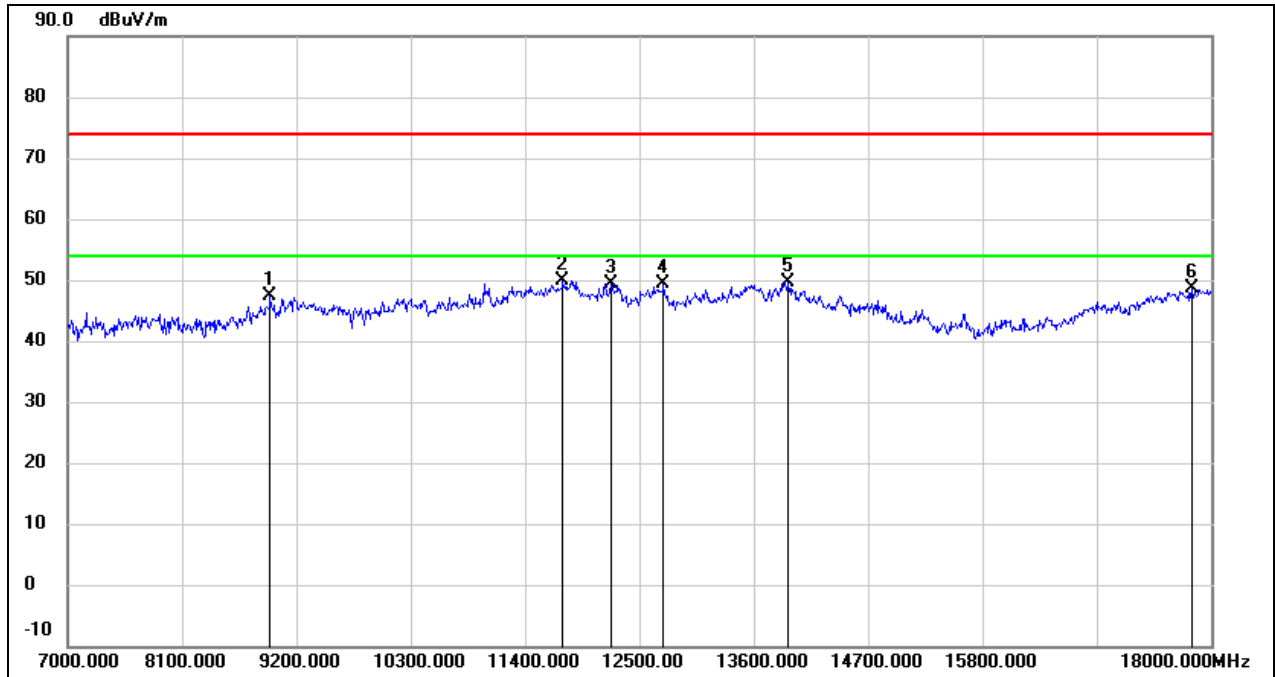
No.	Frequency (MHz)	Reading (dBuV)	Correct (dB/m)	Result (dBuV/m)	Limit (dBuV/m)	Margin (dB)	Remark
1	9145.000	36.22	10.43	46.65	74.00	-27.35	peak
2	11389.000	31.10	16.31	47.41	74.00	-26.59	peak
3	11664.000	30.93	17.08	48.01	74.00	-25.99	peak
4	13600.000	28.04	20.89	48.93	74.00	-25.07	peak
5	13974.000	26.90	21.82	48.72	74.00	-25.28	peak
6	17989.000	23.29	26.04	49.33	74.00	-24.67	peak

Test Mode:	802.11be EHT40	Channel:	5190
Polarity:	Horizontal	Test Voltage:	DC 12 V



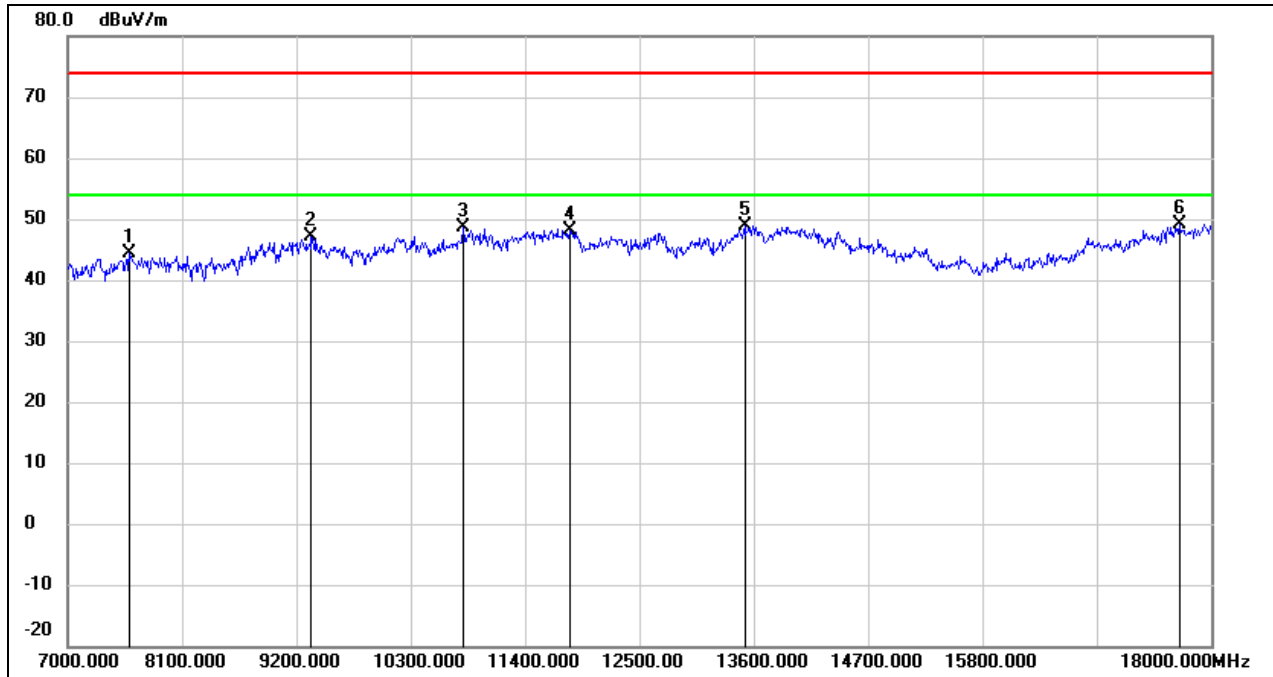
No.	Frequency (MHz)	Reading (dBuV)	Correct (dB/m)	Result (dBuV/m)	Limit (dBuV/m)	Margin (dB)	Remark
1	9145.000	36.36	10.43	46.79	74.00	-27.21	peak
2	10212.000	34.81	12.21	47.02	74.00	-26.98	peak
3	11400.000	32.69	16.36	49.05	74.00	-24.95	peak
4	11697.000	32.29	17.13	49.42	74.00	-24.58	peak
5	13930.000	27.06	21.71	48.77	74.00	-25.23	peak
6	17956.000	23.30	25.82	49.12	74.00	-24.88	peak

Test Mode:	802.11be EHT40	Channel:	5190
Polarity:	Vertical	Test Voltage:	DC 12 V



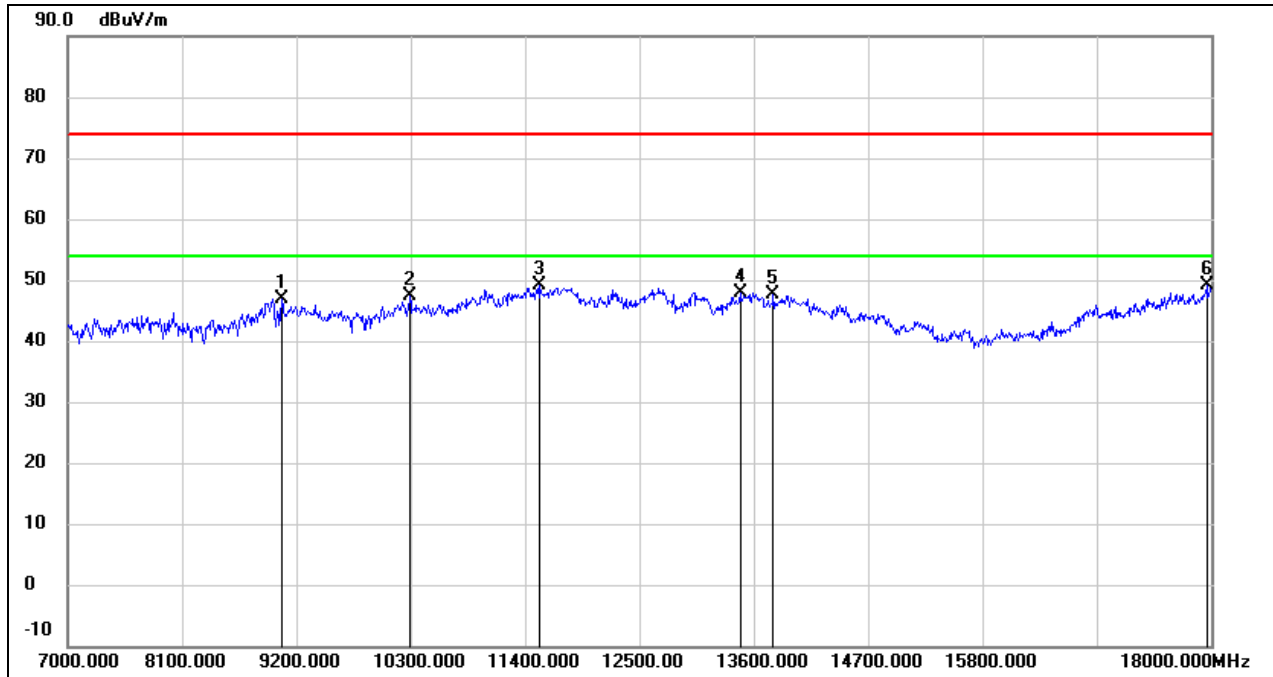
No.	Frequency (MHz)	Reading (dBuV)	Correct (dB/m)	Result (dBuV/m)	Limit (dBuV/m)	Margin (dB)	Remark
1	8947.000	37.32	9.98	47.30	74.00	-26.70	peak
2	11763.000	32.61	17.26	49.87	74.00	-24.13	peak
3	12225.000	31.69	17.75	49.44	74.00	-24.56	peak
4	12731.000	31.23	18.12	49.35	74.00	-24.65	peak
5	13930.000	27.94	21.71	49.65	74.00	-24.35	peak
6	17813.000	23.75	24.84	48.59	74.00	-25.41	peak

Test Mode:	802.11be EHT40	Channel:	5230
Polarity:	Horizontal	Test Voltage:	DC 12 V



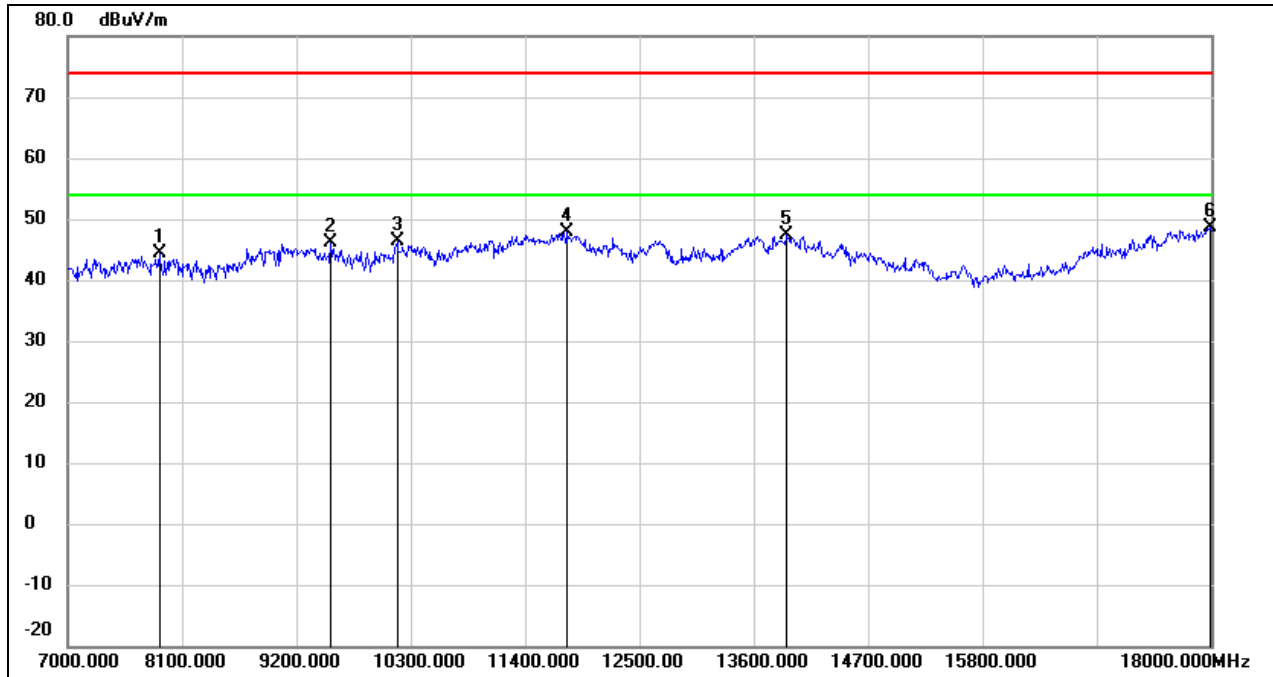
No.	Frequency (MHz)	Reading (dBuV)	Correct (dB/m)	Result (dBuV/m)	Limit (dBuV/m)	Margin (dB)	Remark
1	7594.000	37.48	6.79	44.27	74.00	-29.73	peak
2	9343.000	36.56	10.55	47.11	74.00	-26.89	peak
3	10806.000	34.60	13.98	48.58	74.00	-25.42	peak
4	11829.000	30.77	17.38	48.15	74.00	-25.85	peak
5	13512.000	28.14	20.68	48.82	74.00	-25.18	peak
6	17692.000	25.09	24.01	49.10	74.00	-24.90	peak

Test Mode:	802.11be EHT40	Channel:	5230
Polarity:	Vertical	Test Voltage:	DC 12 V



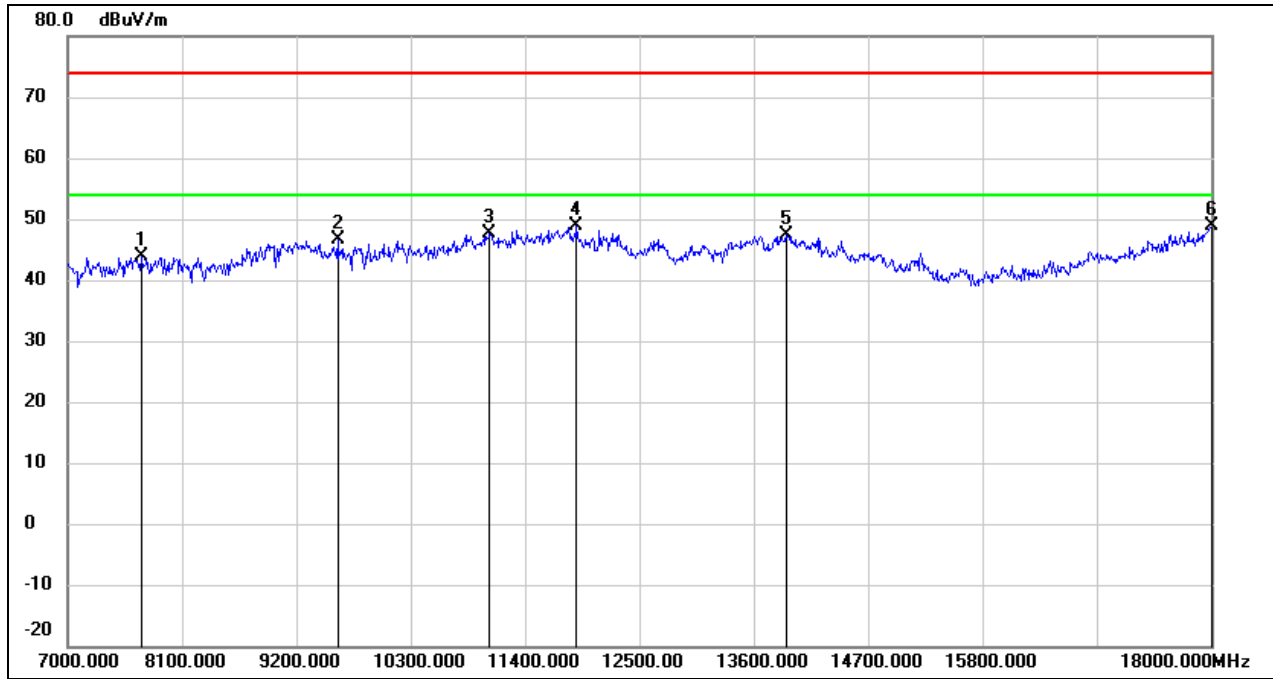
No.	Frequency (MHz)	Reading (dBuV)	Correct (dB/m)	Result (dBuV/m)	Limit (dBuV/m)	Margin (dB)	Remark
1	9057.000	36.45	10.38	46.83	74.00	-27.17	peak
2	10289.000	35.02	12.38	47.40	74.00	-26.60	peak
3	11543.000	32.25	16.84	49.09	74.00	-24.91	peak
4	13468.000	27.38	20.50	47.88	74.00	-26.12	peak
5	13787.000	26.38	21.35	47.73	74.00	-26.27	peak
6	17956.000	23.20	25.82	49.02	74.00	-24.98	peak

Test Mode:	802.11be EHT80	Channel:	5210
Polarity:	Horizontal	Test Voltage:	DC 12 V



No.	Frequency (MHz)	Reading (dBuV)	Correct (dB/m)	Result (dBuV/m)	Limit (dBuV/m)	Margin (dB)	Remark
1	7880.000	37.89	6.54	44.43	74.00	-29.57	peak
2	9530.000	35.44	10.72	46.16	74.00	-27.84	peak
3	10168.000	34.13	12.13	46.26	74.00	-27.74	peak
4	11807.000	30.46	17.34	47.80	74.00	-26.20	peak
5	13919.000	25.59	21.68	47.27	74.00	-26.73	peak
6	17989.000	22.57	26.04	48.61	74.00	-25.39	peak

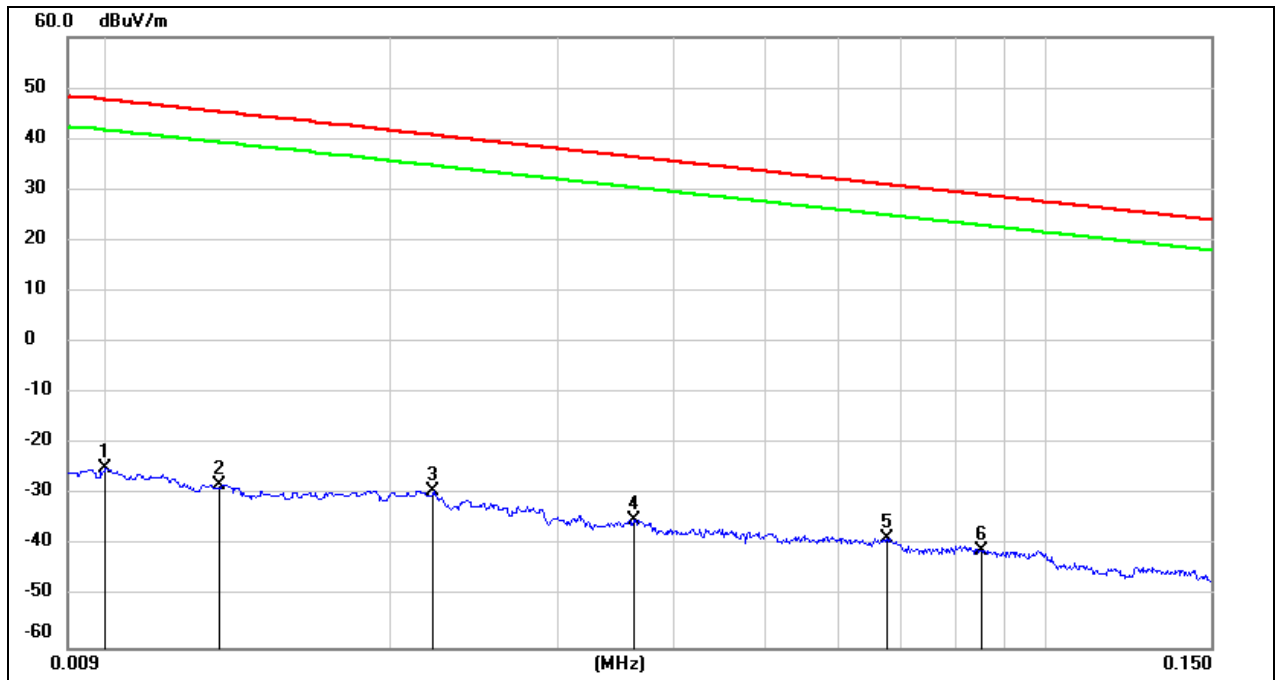
Test Mode:	802.11be EHT80	Channel:	5210
Polarity:	Vertical	Test Voltage:	DC 12 V



No.	Frequency (MHz)	Reading (dBuV)	Correct (dB/m)	Result (dBuV/m)	Limit (dBuV/m)	Margin (dB)	Remark
1	7704.000	37.17	6.69	43.86	74.00	-30.14	peak
2	9596.000	35.72	10.87	46.59	74.00	-27.41	peak
3	11059.000	32.59	14.96	47.55	74.00	-26.45	peak
4	11895.000	31.41	17.51	48.92	74.00	-25.08	peak
5	13908.000	25.72	21.66	47.38	74.00	-26.62	peak
6	18000.000	22.73	26.12	48.85	74.00	-25.15	peak

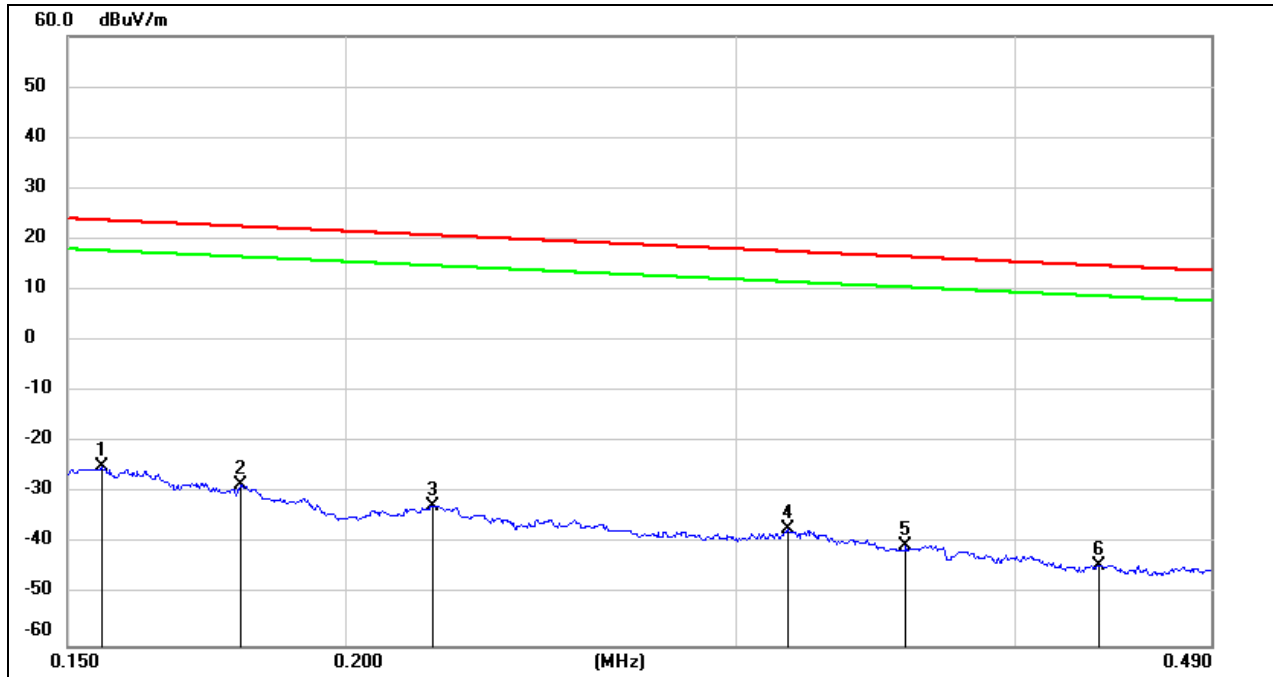
8.7. SPURIOUS EMISSIONS(9 KHZ~30 MHZ)

Test Mode:	802.11a 20	Channel:	5180
Polarity:	Horizontal	Test Voltage:	DC 12 V



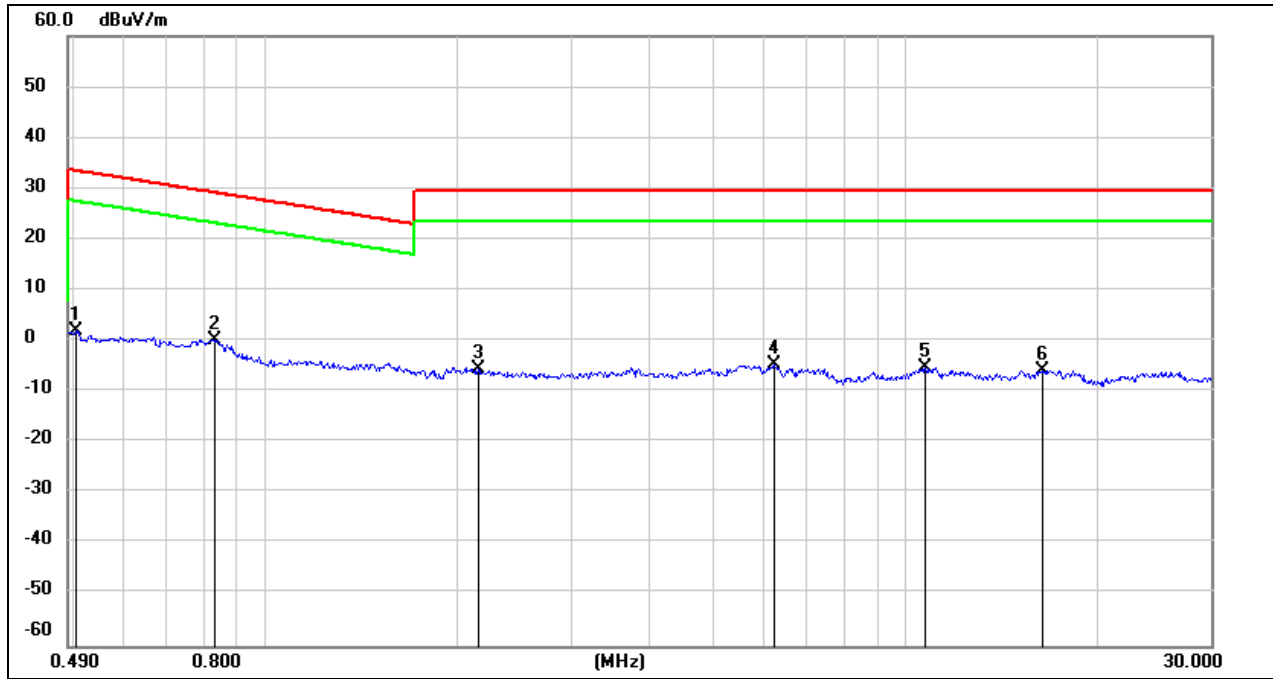
No.	Frequency (MHz)	Reading (dBuV)	Correct (dB/m)	FCC Result (dBuV/m)	FCC Limit (dBuV/m)	ISED Result (dBuA/m)	ISED Limit (dBuA/m)	Margin (dB)	Remark
1	0.0100	76.72	-101.40	-24.68	47.60	-76.18	-3.90	-72.28	peak
2	0.0131	73.47	-101.38	-27.91	45.25	-79.41	-6.25	-73.16	peak
3	0.0221	72.13	-101.35	-29.22	40.71	-80.72	-10.79	-69.93	peak
4	0.0362	66.51	-101.42	-34.91	36.43	-86.41	-15.07	-71.34	peak
5	0.0675	63.14	-101.56	-38.42	31.02	-89.92	-20.48	-69.44	peak
6	0.0854	60.85	-101.68	-40.83	28.97	-92.33	-22.53	-69.80	peak

Test Mode:	802.11a 20	Channel:	5180
Polarity:	Horizontal	Test Voltage:	DC 12 V



No.	Frequency (MHz)	Reading (dBuV)	Correct (dB/m)	FCC Result (dBuV/m)	FCC Limit (dBuV/m)	ISED Result (dBuA/m)	ISED Limit (dBuA/m)	Margin (dB)	Remark
1	0.1554	76.77	-101.65	-24.88	23.77	-76.38	-27.73	-48.65	peak
2	0.1794	73.27	-101.68	-28.41	22.53	-79.91	-28.97	-50.94	peak
3	0.2190	69.27	-101.75	-32.48	20.79	-83.98	-30.71	-53.27	peak
4	0.3163	64.70	-101.87	-37.17	17.60	-88.67	-33.90	-54.77	peak
5	0.3573	61.58	-101.91	-40.33	16.54	-91.83	-34.96	-56.87	peak
6	0.4364	57.86	-101.99	-44.13	14.80	-95.63	-36.70	-58.93	peak

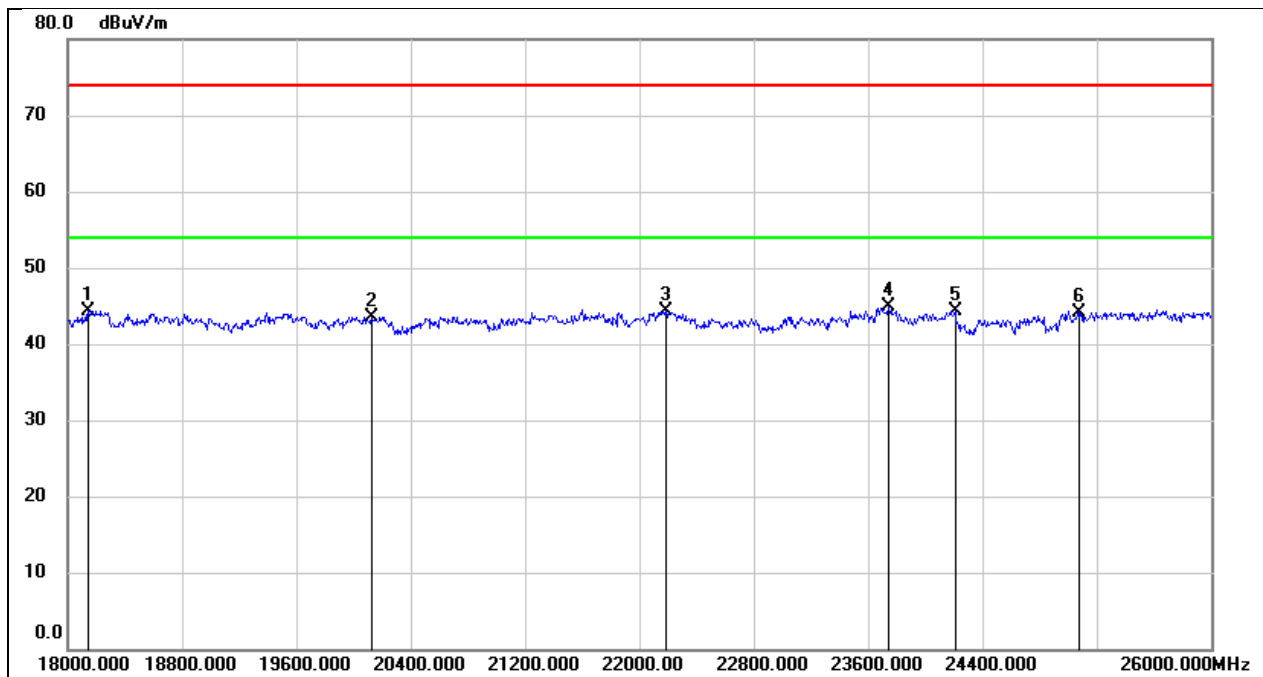
Test Mode:	802.11a 20	Channel:	5180
Polarity:	Horizontal	Test Voltage:	DC 12 V



No.	Frequency (MHz)	Reading (dBuV)	Correct (dB/m)	FCC Result (dBuV/m)	FCC Limit (dBuV/m)	ISED Result (dBuA/m)	ISED Limit (dBuA/m)	Margin (dB)	Remark
1	0.5039	63.93	-62.07	1.86	33.56	-49.64	-17.94	-31.70	peak
2	0.8296	62.44	-62.17	0.27	29.23	-51.23	-22.27	-28.96	peak
3	2.1463	56.27	-61.79	-5.52	29.54	-57.02	-21.96	-35.06	peak
4	6.2445	56.63	-61.32	-4.69	29.54	-56.19	-21.96	-34.23	peak
5	10.7299	55.48	-60.83	-5.35	29.54	-56.85	-21.96	-34.89	peak
6	16.3959	55.17	-60.96	-5.79	29.54	-57.29	-21.96	-35.33	peak

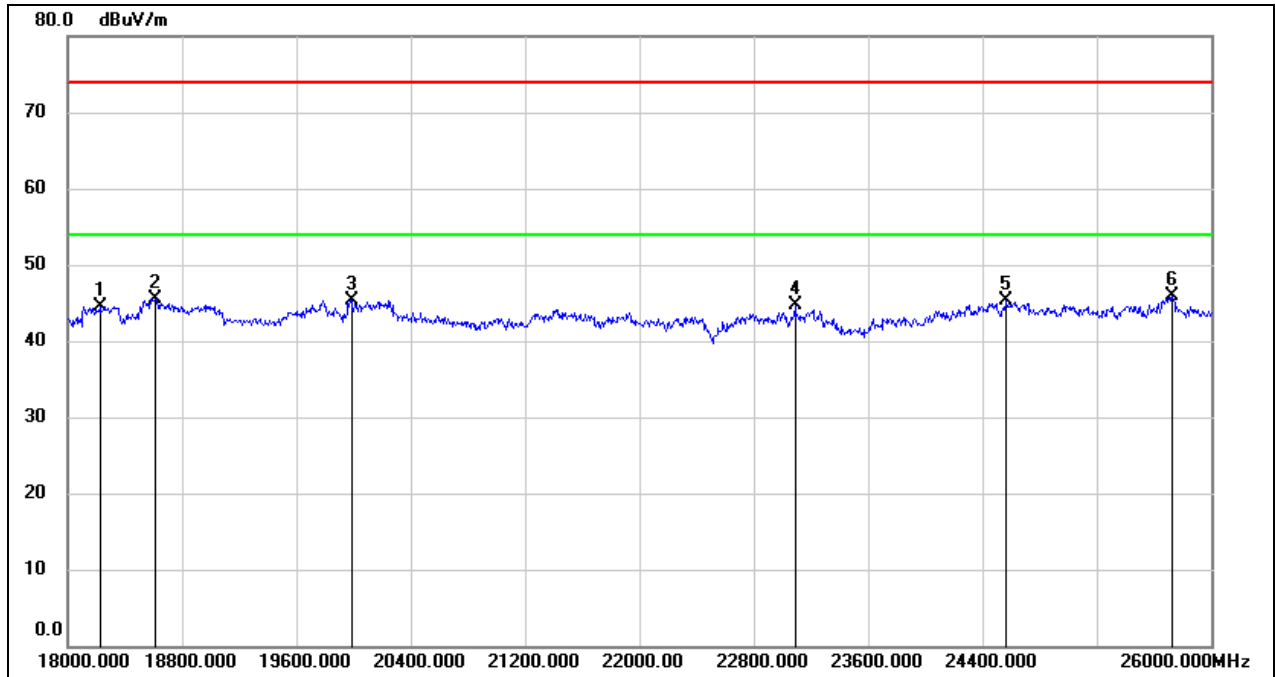
8.8. SPURIOUS EMISSIONS(18 GHZ~26 GHZ)

Test Mode:	802.11a 20	Channel:	5180
Polarity:	Horizontal	Test Voltage:	DC 12 V



No.	Frequency (MHz)	Reading (dBuV)	Correct (dB/m)	Result (dBuV/m)	Limit (dBuV/m)	Margin (dB)	Remark
1	18144.000	49.77	-5.48	44.29	74.00	-29.71	peak
2	20128.000	49.12	-5.53	43.59	74.00	-30.41	peak
3	22184.000	48.68	-4.29	44.39	74.00	-29.61	peak
4	23744.000	48.15	-3.20	44.95	74.00	-29.05	peak
5	24208.000	47.21	-2.81	44.40	74.00	-29.60	peak
6	25072.000	46.17	-1.97	44.20	74.00	-29.80	peak

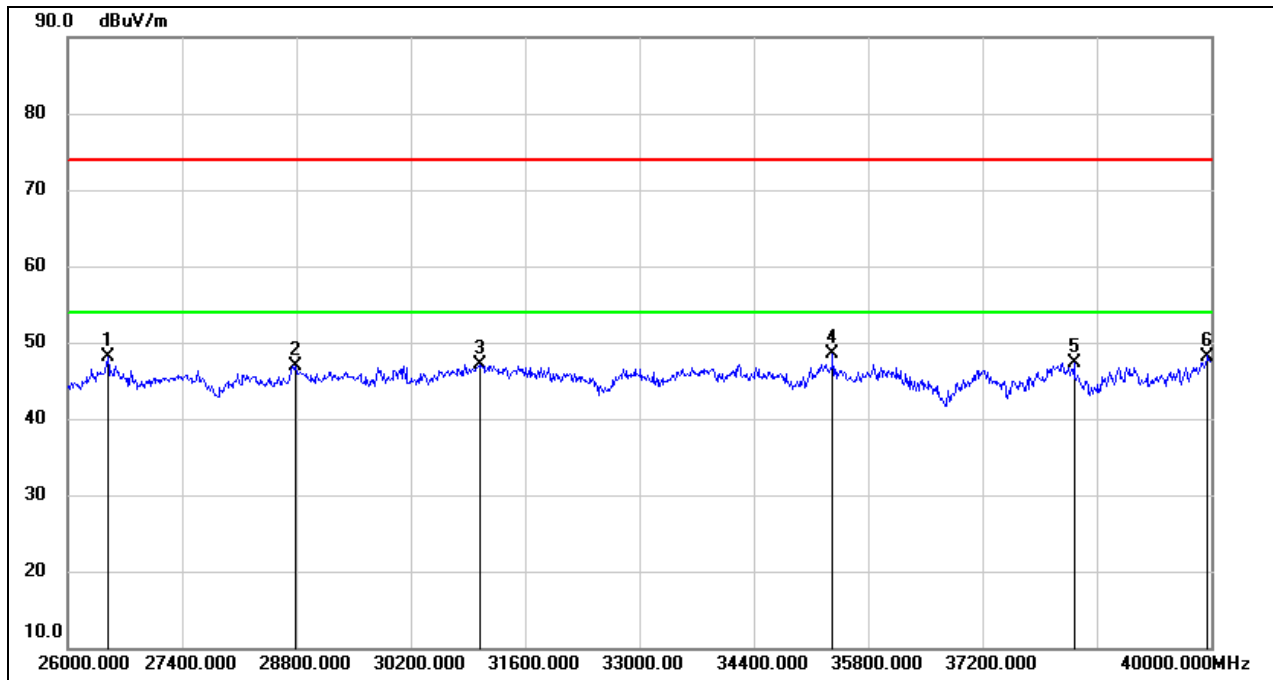
Test Mode:	802.11a 20	Channel:	5180
Polarity:	Vertical	Test Voltage:	DC 12 V



No.	Frequency (MHz)	Reading (dBuV)	Correct (dB/m)	Result (dBuV/m)	Limit (dBuV/m)	Margin (dB)	Remark
1	18224.000	50.08	-5.53	44.55	74.00	-29.45	peak
2	18616.000	50.89	-5.34	45.55	74.00	-28.45	peak
3	19984.000	50.71	-5.44	45.27	74.00	-28.73	peak
4	23088.000	48.02	-3.41	44.61	74.00	-29.39	peak
5	24568.000	47.60	-2.33	45.27	74.00	-28.73	peak
6	25728.000	46.61	-0.72	45.89	74.00	-28.11	peak

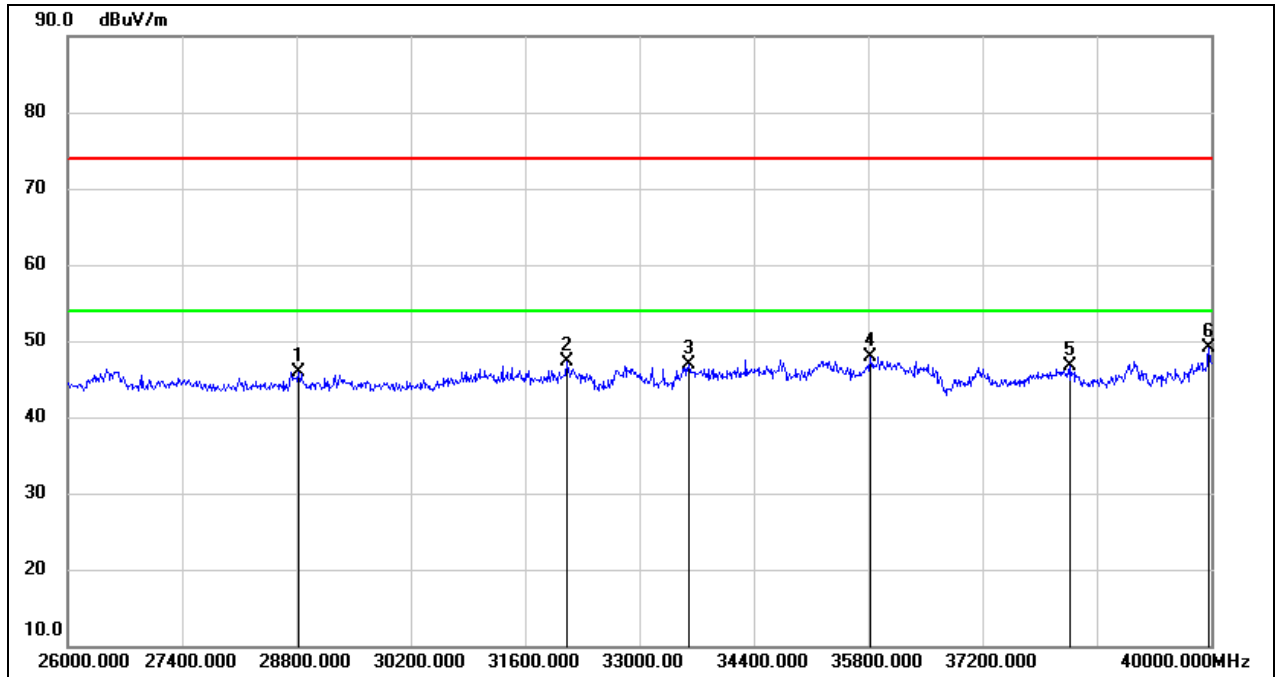
8.9. SPURIOUS EMISSIONS(26 GHZ~40 GHZ)

Test Mode:	802.11a 20	Channel:	5180
Polarity:	Horizontal	Test Voltage:	DC 12 V



No.	Frequency (MHz)	Reading (dBuV)	Correct (dB/m)	Result (dBuV/m)	Limit (dBuV/m)	Margin (dB)	Remark
1	26490.000	52.79	-4.74	48.05	74.00	-25.95	peak
2	28786.000	47.49	-0.64	46.85	74.00	-27.15	peak
3	31054.000	47.78	-0.72	47.06	74.00	-26.94	peak
4	35366.000	45.90	2.59	48.49	74.00	-25.51	peak
5	38320.000	43.56	3.77	47.33	74.00	-26.67	peak
6	39958.000	43.08	5.12	48.20	74.00	-25.80	peak

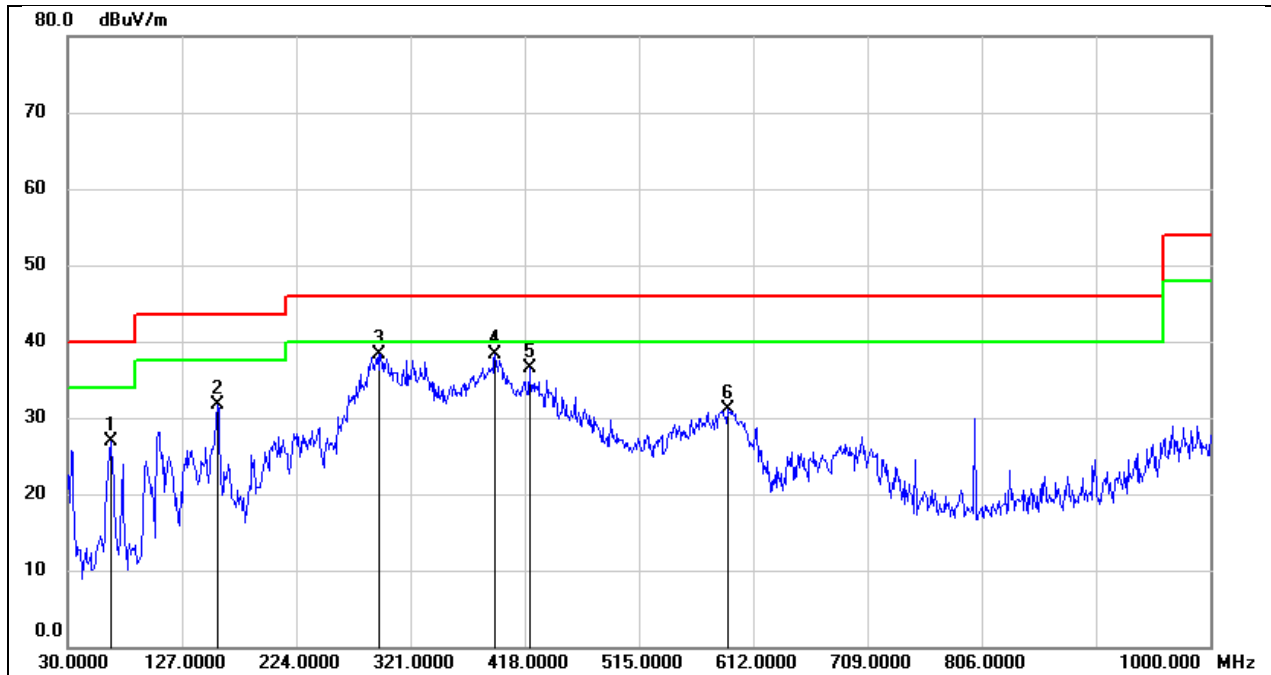
Test Mode:	802.11a 20	Channel:	5180
Polarity:	Vertical	Test Voltage:	DC 12 V



No.	Frequency (MHz)	Reading (dBuV)	Correct (dB/m)	Result (dBuV/m)	Limit (dBuV/m)	Margin (dB)	Remark
1	28828.000	46.63	-0.79	45.84	74.00	-28.16	peak
2	32104.000	48.99	-1.75	47.24	74.00	-26.76	peak
3	33602.000	46.51	0.46	46.97	74.00	-27.03	peak
4	35828.000	44.25	3.67	47.92	74.00	-26.08	peak
5	38278.000	42.82	3.82	46.64	74.00	-27.36	peak
6	39972.000	43.95	5.13	49.08	74.00	-24.92	peak

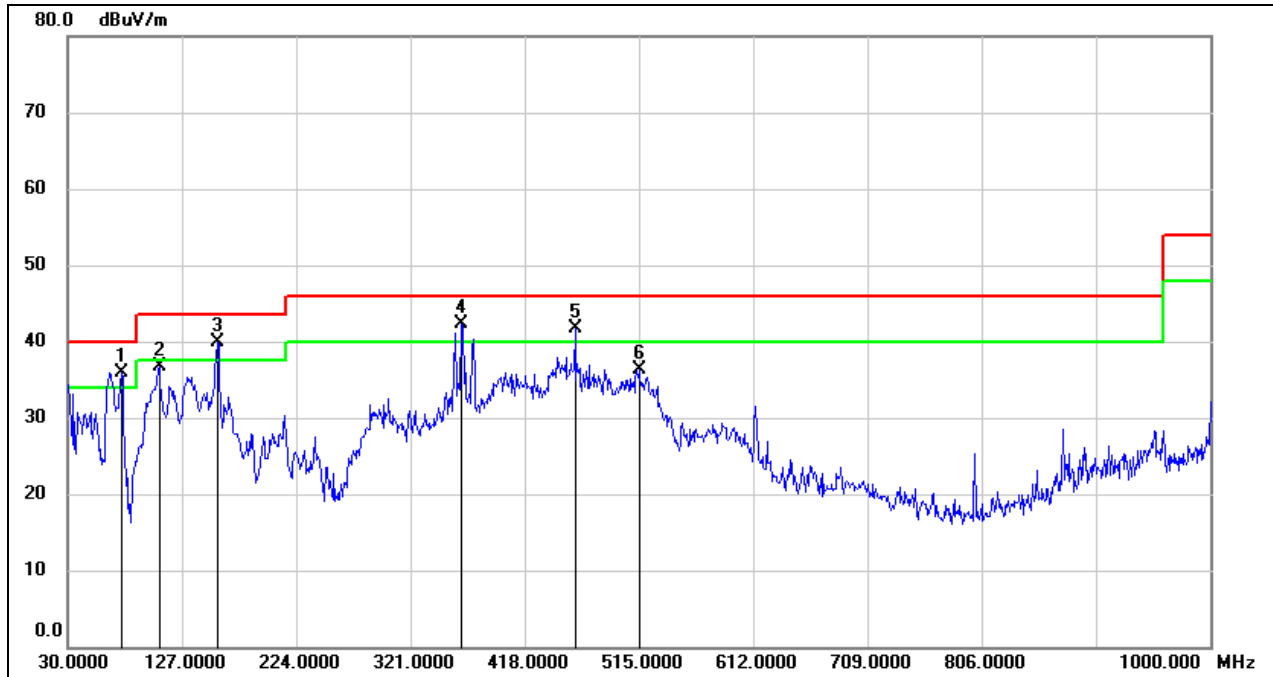
8.10. SPURIOUS EMISSIONS(30 MHZ~1 GHZ)

Test Mode:	802.11a 20	Channel:	5180
Polarity:	Horizontal	Test Voltage:	DC 12 V



No.	Frequency (MHz)	Reading (dBuV)	Correct (dB/m)	Result (dBuV/m)	Limit (dBuV/m)	Margin (dB)	Remark
1	66.8600	47.43	-20.56	26.87	40.00	-13.13	QP
2	157.0700	49.70	-17.92	31.78	43.50	-11.72	QP
3	294.8100	54.01	-15.61	38.40	46.00	-7.60	QP
4	392.7800	51.79	-13.46	38.33	46.00	-7.67	QP
5	421.8800	49.52	-12.94	36.58	46.00	-9.42	QP
6	590.6599	40.93	-9.80	31.13	46.00	-14.87	QP

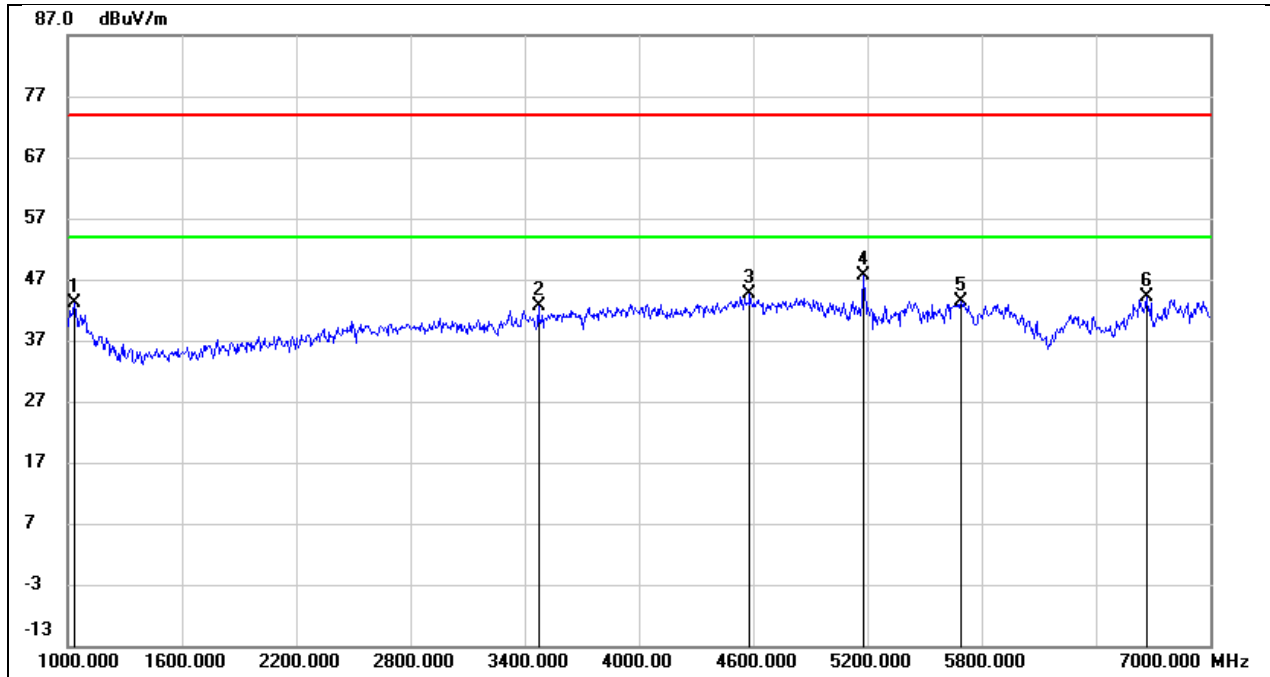
Test Mode:	802.11a 20	Channel:	5180
Polarity:	Vertical	Test Voltage:	DC 12 V



No.	Frequency (MHz)	Reading (dBuV)	Correct (dB/m)	Result (dBuV/m)	Limit (dBuV/m)	Margin (dB)	Remark
1	75.5899	56.87	-20.99	35.88	40.00	-4.12	QP
2	107.6000	57.24	-20.58	36.66	43.50	-6.84	QP
3	157.0700	57.91	-17.92	39.99	43.50	-3.51	QP
4	363.6800	56.45	-14.05	42.40	46.00	-3.60	QP
5	460.6800	53.73	-12.11	41.62	46.00	-4.38	QP
6	515.0000	47.57	-11.17	36.40	46.00	-9.60	QP

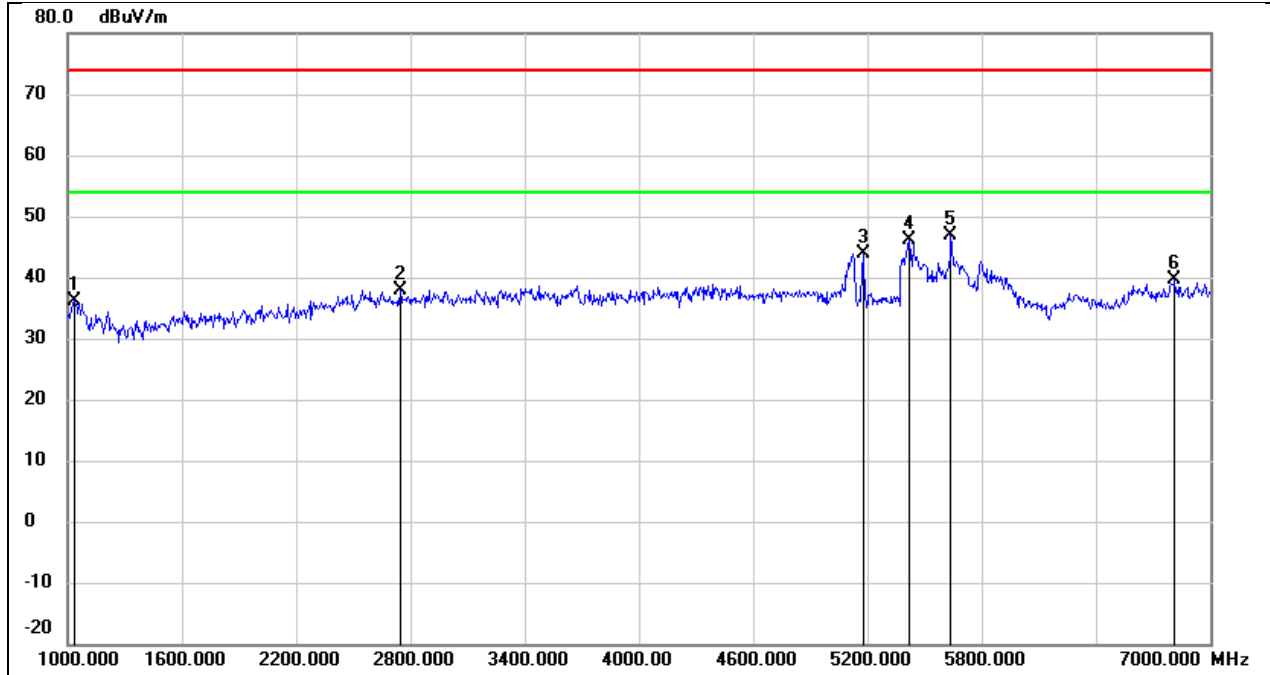
8.11. SIMULTANEOUSLY TRANSMISSION SPURIOUS EMISSIONS (1 GHz~18 GHz) (Worst case)

Test Mode:	WIFI 2.4G 802.11b Mode 2437 MHz & WIFI 5G 802.11a Mode 5745 MHz		
Polarity:	Horizontal	Test Voltage:	DC 12 V



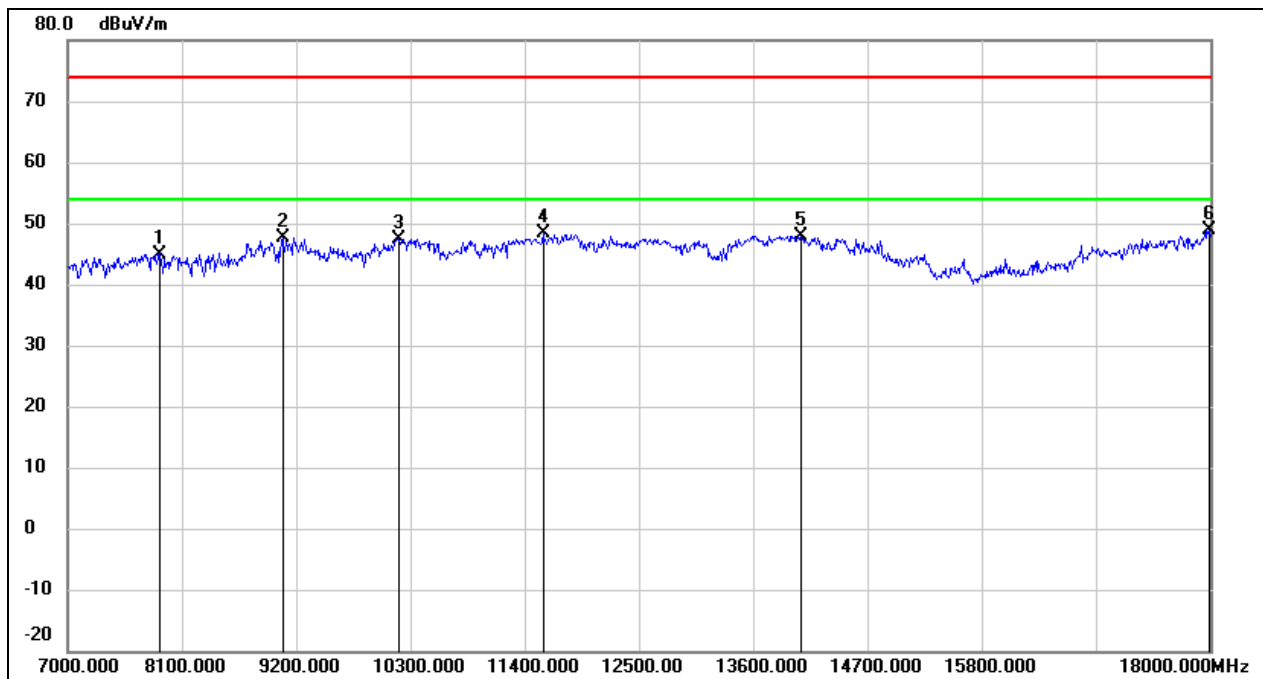
No.	Frequency (MHz)	Reading (dBuV)	Correct (dB/m)	Result (dBuV/m)	Limit (dBuV/m)	Margin (dB)	Remark
1	1036.000	58.00	-14.87	43.13	74.00	-30.87	peak
2	3472.000	48.66	-5.91	42.75	74.00	-31.25	peak
3	4582.000	46.34	-1.82	44.52	74.00	-29.48	peak
4	5176.000	47.62	0.05	47.67	74.00	-26.33	peak
5	5692.000	42.42	0.97	43.39	74.00	-30.61	peak
6	6664.000	39.57	4.54	44.11	74.00	-29.89	peak

Test Mode:	WIFI 2.4G 802.11b Mode 2437 MHz & WIFI 5G 802.11a Mode 5745 MHz		
Polarity:	Vertical	Test Voltage:	DC 12 V



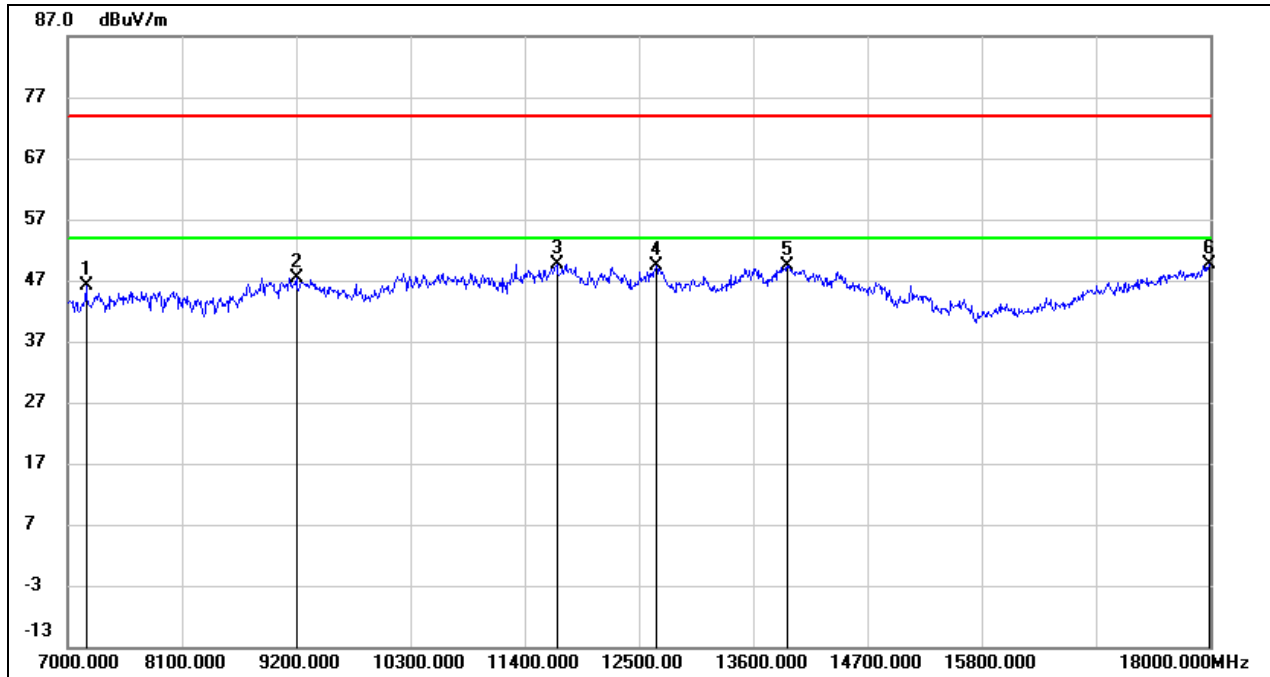
No.	Frequency (MHz)	Reading (dBuV)	Correct (dB/m)	Result (dBuV/m)	Limit (dBuV/m)	Margin (dB)	Remark
1	1036.000	50.94	-14.87	36.07	74.00	-37.93	peak
2	2746.000	45.73	-7.75	37.98	74.00	-36.02	peak
3	5176.000	43.88	0.05	43.93	74.00	-30.07	peak
4	5416.000	45.89	0.32	46.21	74.00	-27.79	peak
5	5638.000	46.13	0.81	46.94	74.00	-27.06	peak
6	6814.000	34.24	5.28	39.52	74.00	-34.48	peak

Test Mode:	WIFI 2.4G 802.11b Mode 2437 MHz &WIFI 5G 802.11a Mode 5745 MHz		
Polarity:	Horizontal	Test Voltage:	DC 12 V



No.	Frequency (MHz)	Reading (dBuV)	Correct (dB/m)	Result (dBuV/m)	Limit (dBuV/m)	Margin (dB)	Remark
1	7880.000	38.46	6.54	45.00	74.00	-29.00	peak
2	9068.000	37.23	10.39	47.62	74.00	-26.38	peak
3	10190.000	35.28	12.18	47.46	74.00	-26.54	peak
4	11576.000	31.38	16.91	48.29	74.00	-25.71	peak
5	14062.000	26.36	21.62	47.98	74.00	-26.02	peak
6	17989.000	22.82	26.04	48.86	74.00	-25.14	peak

Test Mode:	WIFI 2.4G 802.11b Mode 2437 MHz & WIFI 5G 802.11a Mode 5745 MHz		
Polarity:	Vertical	Test Voltage:	DC 12 V



No.	Frequency (MHz)	Reading (dBuV)	Correct (dB/m)	Result (dBuV/m)	Limit (dBuV/m)	Margin (dB)	Remark
1	7176.000	39.08	6.98	46.06	74.00	-27.94	peak
2	9200.000	37.02	10.46	47.48	74.00	-26.52	peak
3	11708.000	32.56	17.16	49.72	74.00	-24.28	peak
4	12665.000	31.44	18.04	49.48	74.00	-24.52	peak
5	13930.000	27.77	21.71	49.48	74.00	-24.52	peak
6	17989.000	23.56	26.04	49.60	74.00	-24.40	peak

9. AC POWER LINE CONDUCTED EMISSION

LIMITS

Please refer to CFR 47 FCC §15.207 (a) and ISED RSS-Gen Clause 8.8

FREQUENCY (MHz)	Quasi-peak	Average
0.15 -0.5	66 - 56 *	56 - 46 *
0.50 -5.0	56.00	46.00
5.0 -30.0	60.00	50.00

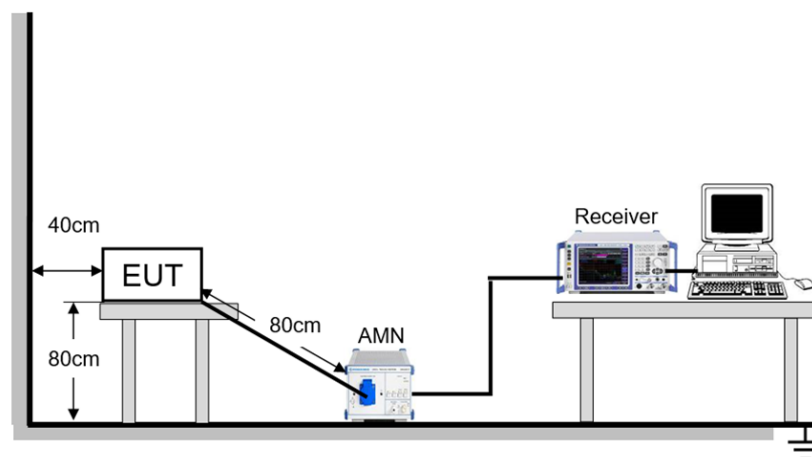
TEST PROCEDURE

Refer to ANSI C63.10-2013 clause 6.2.

The EUT is put on a table of non-conducting material that is 80 cm high. The vertical conducting wall of shielding is located 40 cm to the rear of the EUT. The power line of the EUT is connected to the AC mains through a Artificial Mains Network (A.M.N.). A EMI Measurement Receiver (R&S Test Receiver ESR3) is used to test the emissions from both sides of AC line. According to the requirements in Section 6.2 of ANSI C63.10-2013. Conducted emissions from the EUT measured in the frequency range between 0.15 MHz and 30 MHz using CISPR Quasi-Peak and average detector mode. The bandwidth of EMI test receiver is set at 9 kHz.

The arrangement of the equipment is installed to meet the standards and operating in a manner, which tends to maximize its emission characteristics in a normal application.

TEST SETUP



TEST ENVIRONMENT

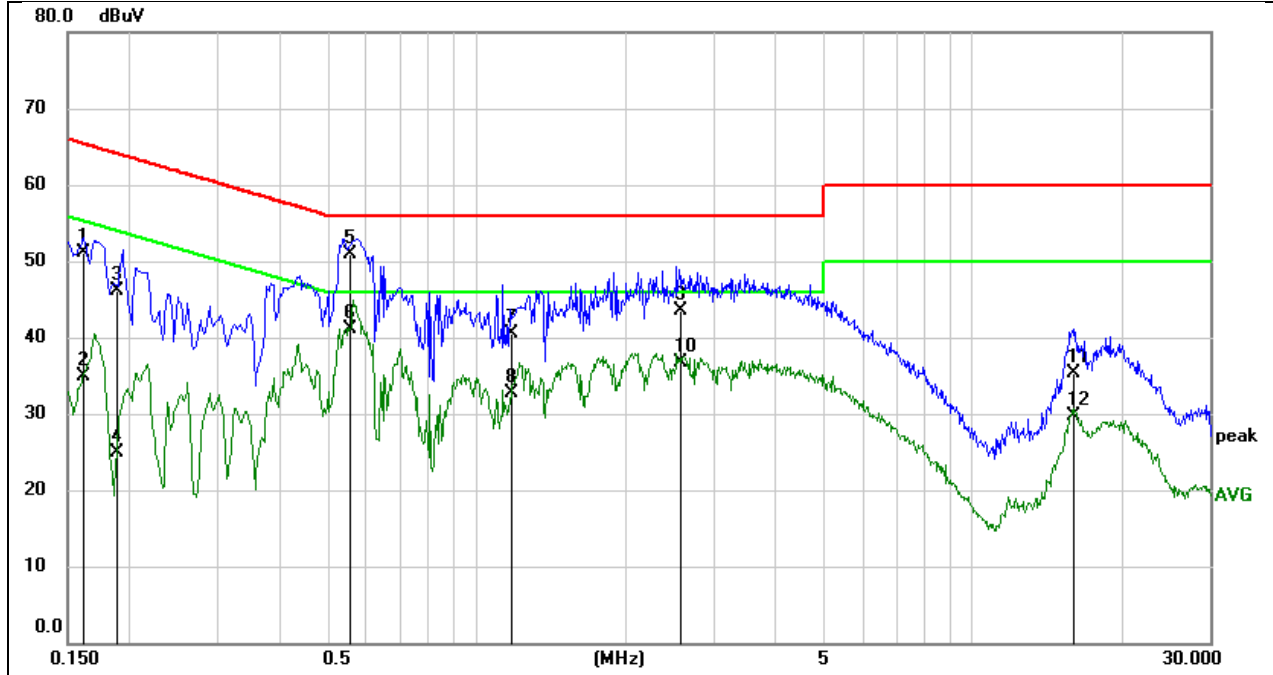
Temperature	24.4°C	Relative Humidity	72.2%
Atmosphere Pressure	101kPa	Test Voltage	AC 120 V, 60 Hz

TEST DATE / ENGINEER

Test Date	March 23, 2023	Test By	Wite Chen
-----------	----------------	---------	-----------

TEST RESULTS

Test Mode:	802.11a20	Channel:	5180
Line:	Line	Test Voltage:	AC 120 V, 60 Hz



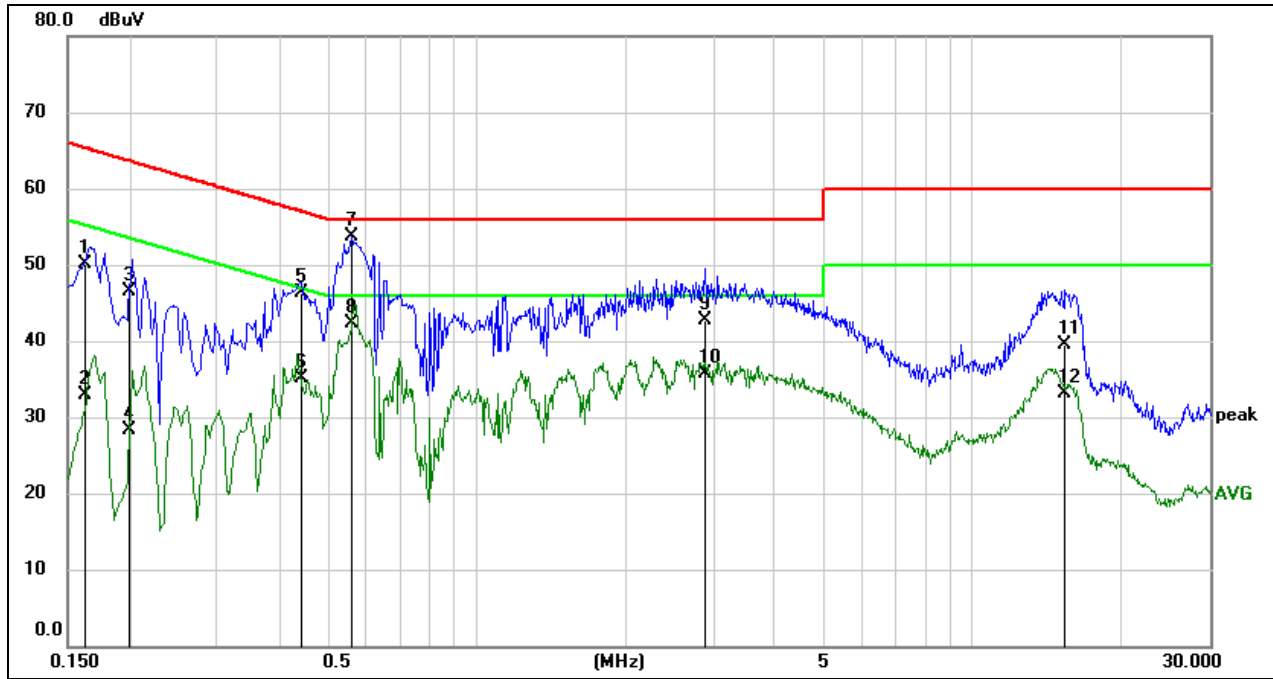
No.	Frequency (MHz)	Reading (dBuV)	Correct (dB)	Result (dBuV)	Limit (dBuV)	Margin (dB)	Remark
1	0.1620	41.42	9.59	51.01	65.36	-14.35	QP
2	0.1620	25.27	9.59	34.86	55.36	-20.50	AVG
3	0.1894	36.44	9.59	46.03	64.06	-18.03	QP
4	0.1894	15.23	9.59	24.82	54.06	-29.24	AVG
5	0.5552	41.24	9.60	50.84	56.00	-5.16	QP
6	0.5552	31.57	9.60	41.17	46.00	-4.83	AVG
7	1.1818	30.89	9.61	40.50	56.00	-15.50	QP
8	1.1818	23.19	9.61	32.80	46.00	-13.20	AVG
9	2.5749	33.84	9.65	43.49	56.00	-12.51	QP
10	2.5749	27.15	9.65	36.80	46.00	-9.20	AVG
11	16.0220	25.65	9.75	35.40	60.00	-24.60	QP
12	16.0220	19.90	9.75	29.65	50.00	-20.35	AVG

Note:

1. Result = Reading + Correct Factor.
2. If QP Result complies with AV limit, AV Result is deemed to comply with AV limit.
3. Test setup: RBW: 200 Hz (9 kHz ~ 150 kHz), 9 kHz (150 kHz ~ 30 MHz).
4. Step size: 80 Hz (0.009 MHz ~ 0.15 MHz), 4 kHz (0.15 MHz ~ 30 MHz), Scan time: auto.

Note: All the modes have been tested, only the worst data was recorded in the report.

Test Mode:	802.11a20	Channel:	5180
Line:	Neutral	Test Voltage:	AC 120 V, 60 Hz



No.	Frequency (MHz)	Reading (dBuV)	Correct (dB)	Result (dBuV)	Limit (dBuV)	Margin (dB)	Remark
1	0.1621	40.61	9.51	50.12	65.36	-15.24	QP
2	0.1621	23.37	9.51	32.88	55.36	-22.48	AVG
3	0.1993	36.83	9.59	46.42	63.64	-17.22	QP
4	0.1993	18.78	9.59	28.37	53.64	-25.27	AVG
5	0.4423	36.70	9.52	46.22	57.02	-10.80	QP
6	0.4423	25.57	9.52	35.09	47.02	-11.93	AVG
7	0.5620	44.25	9.50	53.75	56.00	-2.25	QP
8	0.5620	32.79	9.50	42.29	46.00	-3.71	AVG
9	2.8843	33.15	9.62	42.77	56.00	-13.23	QP
10	2.8843	26.14	9.62	35.76	46.00	-10.24	AVG
11	15.2552	29.88	9.65	39.53	60.00	-20.47	QP
12	15.2552	23.48	9.65	33.13	50.00	-16.87	AVG

Note:

1. Result = Reading + Correct Factor.
2. If QP Result complies with AV limit, AV Result is deemed to comply with AV limit.
3. Test setup: RBW: 200 Hz (9 kHz ~ 150 kHz), 9 kHz (150 kHz ~ 30 MHz).
4. Step size: 80 Hz (0.009 MHz ~ 0.15 MHz), 4 kHz (0.15 MHz ~ 30 MHz), Scan time: auto.

Note: All the modes have been tested, only the worst data was recorded in the report.

10. ANTENNA REQUIREMENT

REQUIREMENT

Please refer to FCC part 15.203

An intentional radiator shall be designed to ensure that no antenna other than that furnished by the responsible party shall be used with the device. The use of a permanently attached antenna or of an antenna that uses a unique coupling to the intentional radiator shall be considered sufficient to comply with the provisions of this section. The manufacturer may design the unit so that a broken antenna can be replaced by the user, but the use of a standard antenna jack or electrical connector is prohibited.

Please refer to FCC part 15.247(b)(4)

The conducted output power limit specified in paragraph (b) of this section is based on the use of antennas with directional gains that do not exceed 6 dBi. Except as shown in paragraph (c) of this section, if transmitting antennas of directional gain greater than 6 dBi are used, the conducted output power from the intentional radiator shall be reduced below the stated values in paragraphs (b)(1), (b)(2), and (b)(3) of this section, as appropriate, by the amount in dB that the directional gain of the antenna exceeds 6 dBi.

DESCRIPTION

Pass

11. TEST DATA

11.1. APPENDIX A: EMISSION BANDWIDTH

11.1.1. Test Result

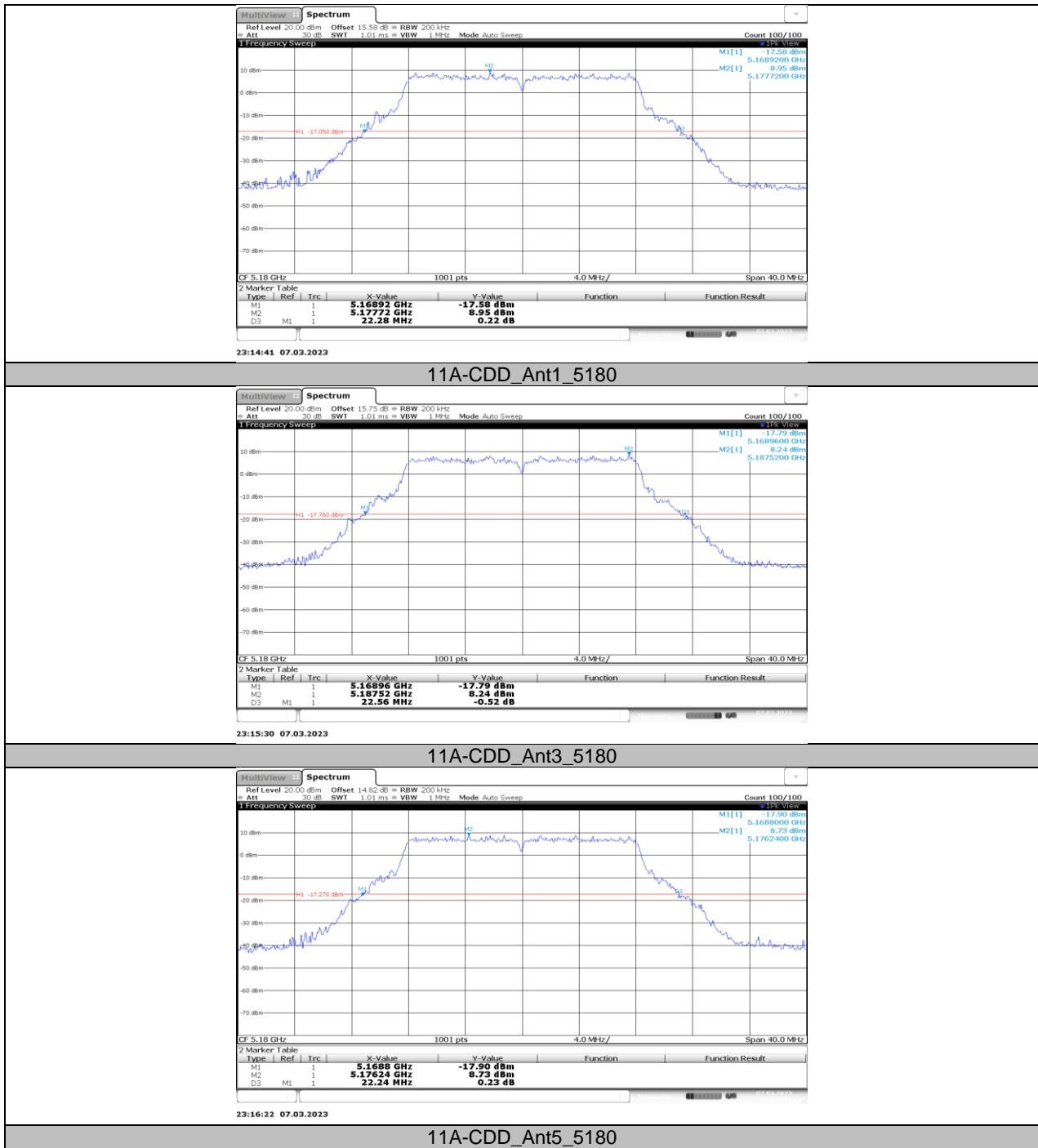
Test Mode	Antenna	Channel	26db EBW [MHz]	FL[MHz]	FH[MHz]	Verdict
11A-CDD	Ant1	5180	22.28	5168.92	5191.20	PASS
	Ant3	5180	22.56	5168.96	5191.52	PASS
	Ant5	5180	22.24	5168.80	5191.04	PASS
	Ant7	5180	22.48	5168.80	5191.28	PASS
	Ant1	5200	22.44	5188.84	5211.28	PASS
	Ant3	5200	22.52	5189.00	5211.52	PASS
	Ant5	5200	22.48	5188.60	5211.08	PASS
	Ant7	5200	22.40	5188.84	5211.24	PASS
	Ant1	5240	22.36	5228.84	5251.20	PASS
	Ant3	5240	22.60	5229.00	5251.60	PASS
	Ant5	5240	22.16	5228.92	5251.08	PASS
	Ant7	5240	22.28	5228.76	5251.04	PASS
	Ant1	5745	23.04	5733.28	5756.32	PASS
	Ant3	5745	22.56	5734.04	5756.60	PASS
	Ant5	5745	22.52	5733.80	5756.32	PASS
	Ant7	5745	22.84	5733.48	5756.32	PASS
	Ant1	5785	23.00	5773.24	5796.24	PASS
	Ant3	5785	22.52	5774.00	5796.52	PASS
	Ant5	5785	22.92	5773.68	5796.60	PASS
	Ant7	5785	22.48	5773.84	5796.32	PASS
11AX20MIMO	Ant1	5825	22.96	5813.28	5836.24	PASS
	Ant3	5825	23.00	5813.64	5836.64	PASS
	Ant5	5825	22.36	5813.80	5836.16	PASS
	Ant7	5825	22.56	5813.68	5836.24	PASS
	Ant1	5180	23.00	5168.60	5191.60	PASS
	Ant3	5180	22.84	5168.68	5191.52	PASS
	Ant5	5180	22.96	5168.64	5191.60	PASS
	Ant7	5180	23.00	5168.68	5191.68	PASS
	Ant1	5200	22.88	5188.60	5211.48	PASS
	Ant3	5200	22.76	5188.72	5211.48	PASS
	Ant5	5200	23.32	5188.32	5211.64	PASS
	Ant7	5200	22.72	5188.80	5211.52	PASS
	Ant1	5240	23.12	5228.52	5251.64	PASS
	Ant3	5240	22.68	5228.64	5251.32	PASS
	Ant5	5240	23.04	5228.60	5251.64	PASS
	Ant7	5240	22.80	5228.68	5251.48	PASS
	Ant1	5745	23.56	5733.20	5756.76	PASS
	Ant3	5745	22.68	5733.64	5756.32	PASS
	Ant5	5745	23.44	5733.28	5756.72	PASS
	Ant7	5745	22.96	5733.64	5756.60	PASS
Ant1	5785	23.52	5773.08	5796.60	PASS	
Ant3	5785	22.84	5773.60	5796.44	PASS	
Ant5	5785	23.48	5773.24	5796.72	PASS	
Ant7	5785	22.76	5773.68	5796.44	PASS	
Ant1	5825	23.32	5813.44	5836.76	PASS	
Ant3	5825	23.12	5813.44	5836.56	PASS	
Ant5	5825	23.36	5813.32	5836.68	PASS	
Ant7	5825	23.32	5813.36	5836.68	PASS	

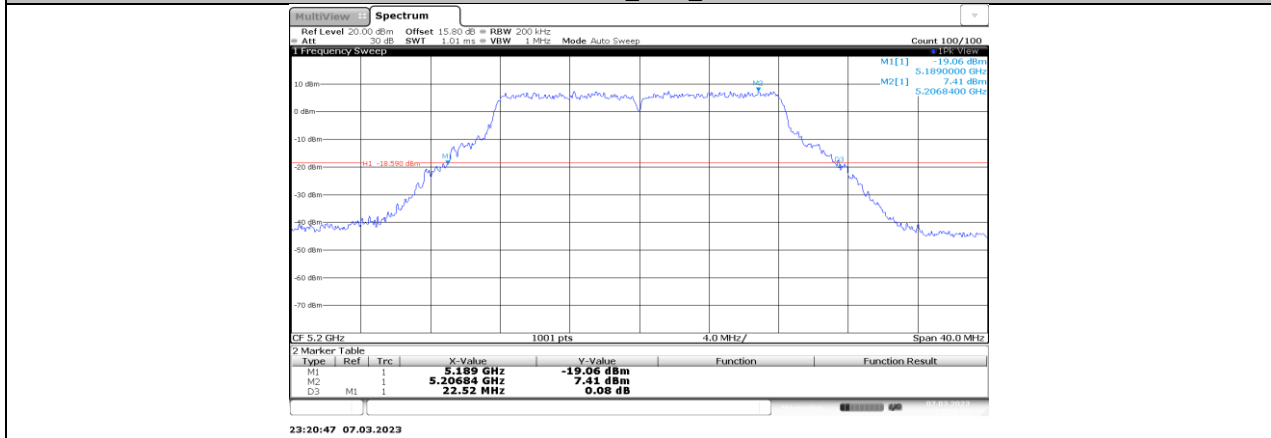
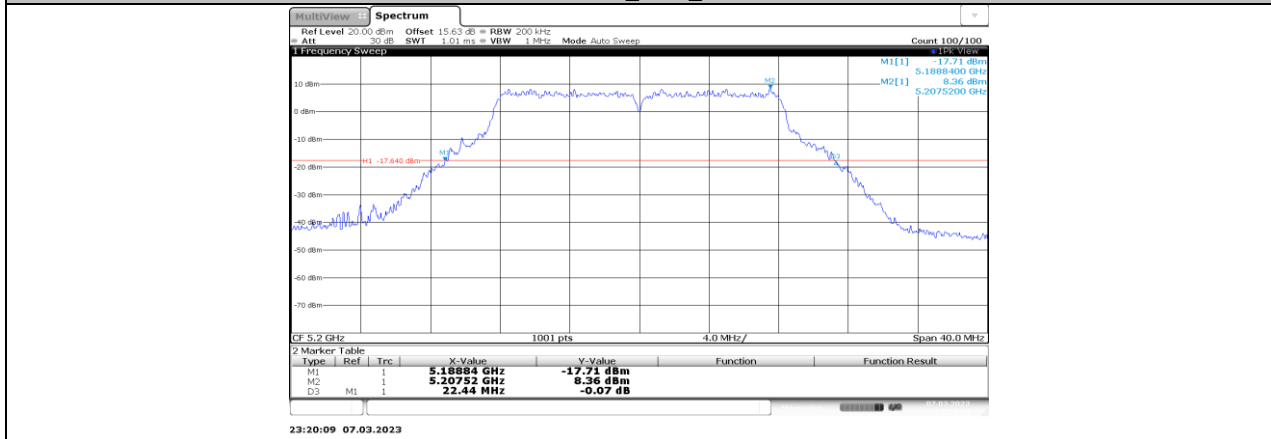
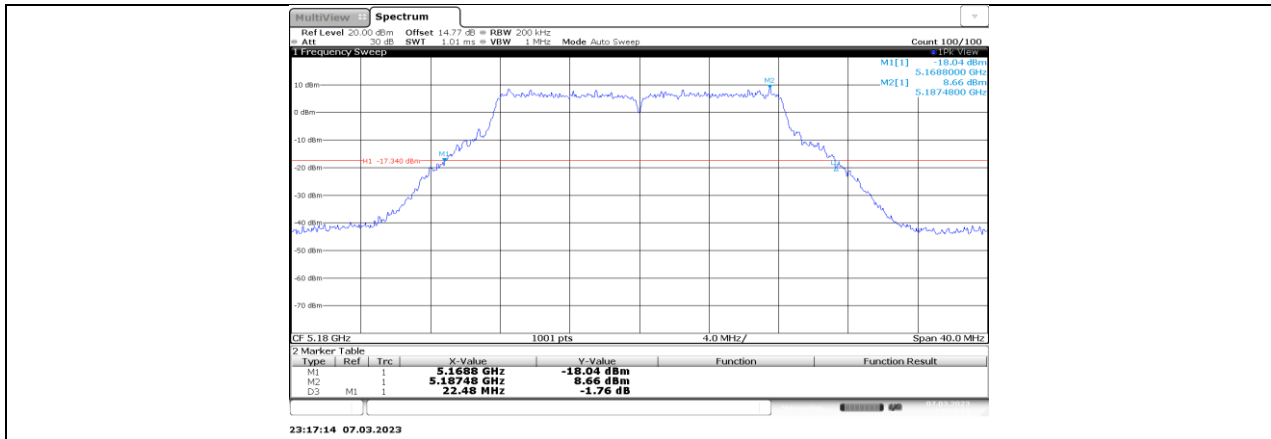
11AX40MIMO	Ant1	5190	45.12	5167.36	5212.48	PASS
	Ant3	5190	44.88	5167.60	5212.48	PASS
	Ant5	5190	44.08	5167.84	5211.92	PASS
	Ant7	5190	43.76	5168.08	5211.84	PASS
	Ant1	5230	44.48	5207.60	5252.08	PASS
	Ant3	5230	43.92	5208.16	5252.08	PASS
	Ant5	5230	44.08	5208.32	5252.40	PASS
	Ant7	5230	43.52	5208.24	5251.76	PASS
	Ant1	5755	45.44	5732.36	5777.80	PASS
	Ant3	5755	45.44	5732.12	5777.56	PASS
	Ant5	5755	45.52	5732.28	5777.80	PASS
	Ant7	5755	44.00	5732.92	5776.92	PASS
	Ant1	5795	45.60	5772.36	5817.96	PASS
	Ant3	5795	44.48	5772.92	5817.40	PASS
Ant5	5795	45.12	5772.28	5817.40	PASS	
Ant7	5795	43.76	5773.32	5817.08	PASS	
11AX80MIMO	Ant1	5210	88.64	5165.68	5254.32	PASS
	Ant3	5210	90.88	5165.04	5255.92	PASS
	Ant5	5210	88.80	5166.16	5254.96	PASS
	Ant7	5210	90.24	5164.56	5254.80	PASS
	Ant1	5775	88.00	5731.00	5819.00	PASS
	Ant3	5775	90.40	5729.40	5819.80	PASS
	Ant5	5775	88.00	5730.36	5818.36	PASS
Ant7	5775	90.08	5730.20	5820.28	PASS	

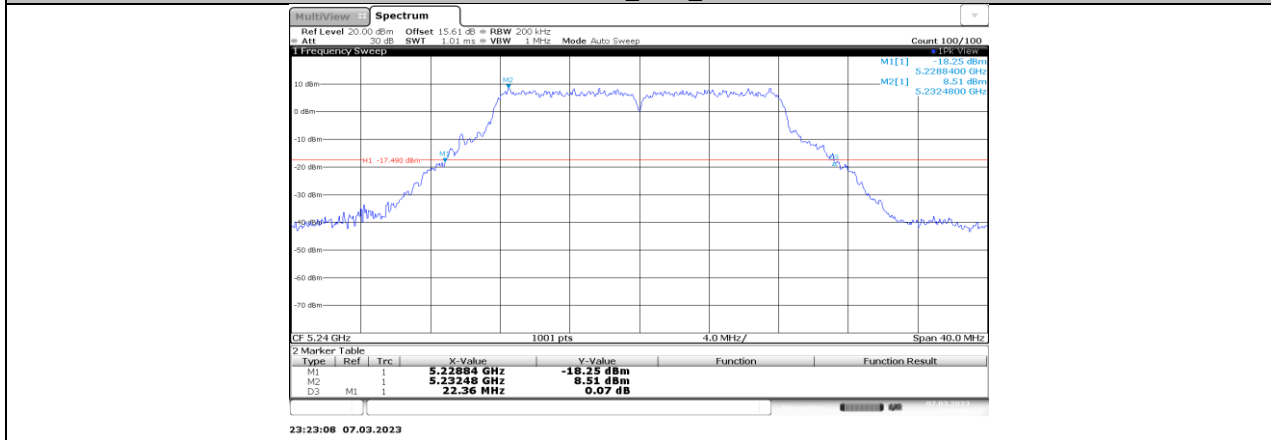
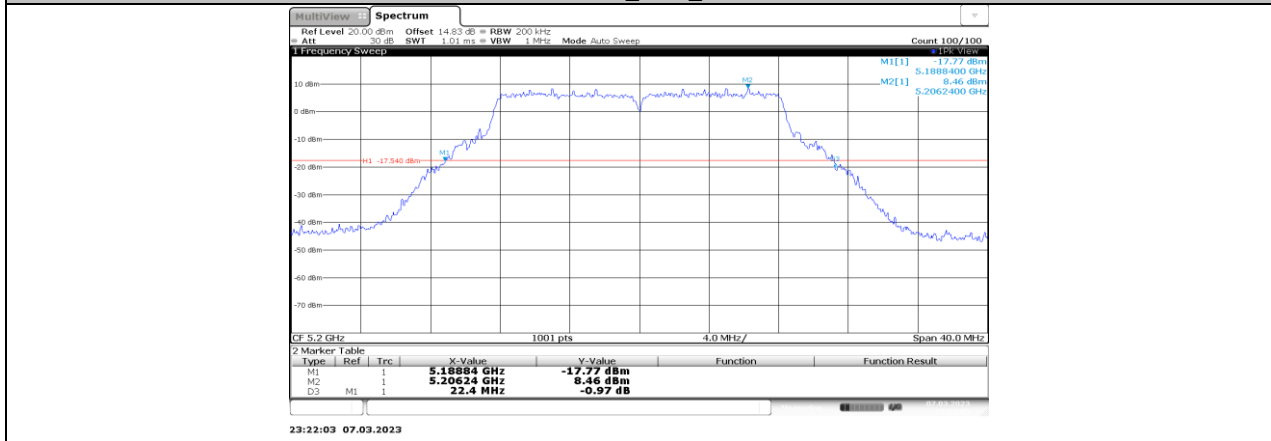
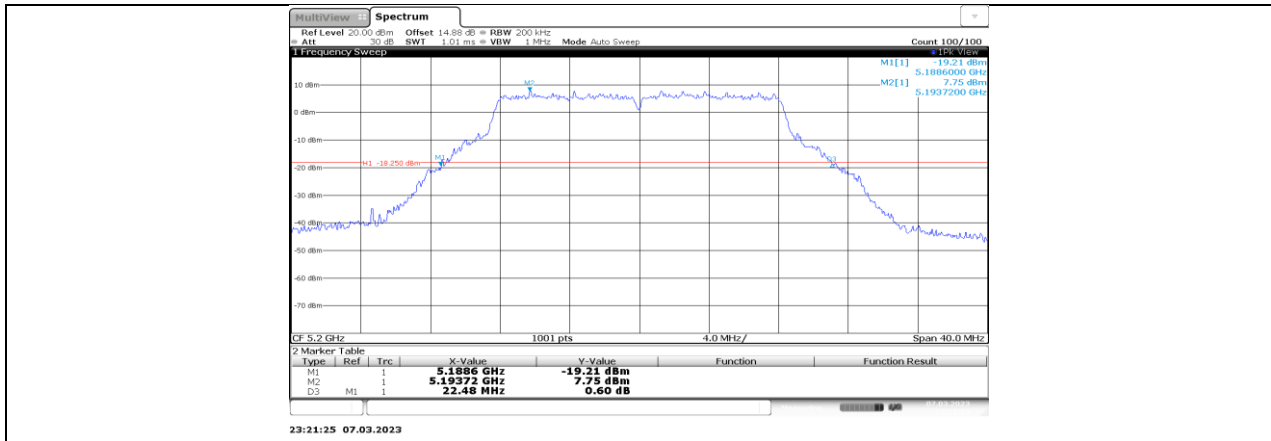
11BE20MIMO	Ant1	5180	22.68	5168.72	5191.40	PASS
	Ant3	5180	23.32	5167.72	5191.04	PASS
	Ant5	5180	22.68	5168.36	5191.04	PASS
	Ant7	5180	22.88	5169.00	5191.88	PASS
	Ant1	5200	23.04	5188.36	5211.40	PASS
	Ant3	5200	22.60	5188.80	5211.40	PASS
	Ant5	5200	23.20	5188.60	5211.80	PASS
	Ant7	5200	23.16	5188.52	5211.68	PASS
	Ant1	5240	22.12	5228.92	5251.04	PASS
	Ant3	5240	22.16	5228.92	5251.08	PASS
	Ant5	5240	23.08	5228.68	5251.76	PASS
	Ant7	5240	22.40	5228.76	5251.16	PASS
	Ant1	5745	21.92	5733.92	5755.84	PASS
	Ant3	5745	22.20	5733.84	5756.04	PASS
	Ant5	5745	21.60	5734.20	5755.80	PASS
	Ant7	5745	23.68	5733.28	5756.96	PASS
	Ant1	5785	22.56	5773.32	5795.88	PASS
	Ant3	5785	22.76	5773.68	5796.44	PASS
	Ant5	5785	22.72	5773.32	5796.04	PASS
	Ant7	5785	22.96	5773.32	5796.28	PASS
Ant1	5825	23.28	5813.36	5836.64	PASS	
Ant3	5825	22.60	5813.44	5836.04	PASS	
Ant5	5825	22.24	5813.92	5836.16	PASS	
Ant7	5825	23.52	5813.32	5836.84	PASS	

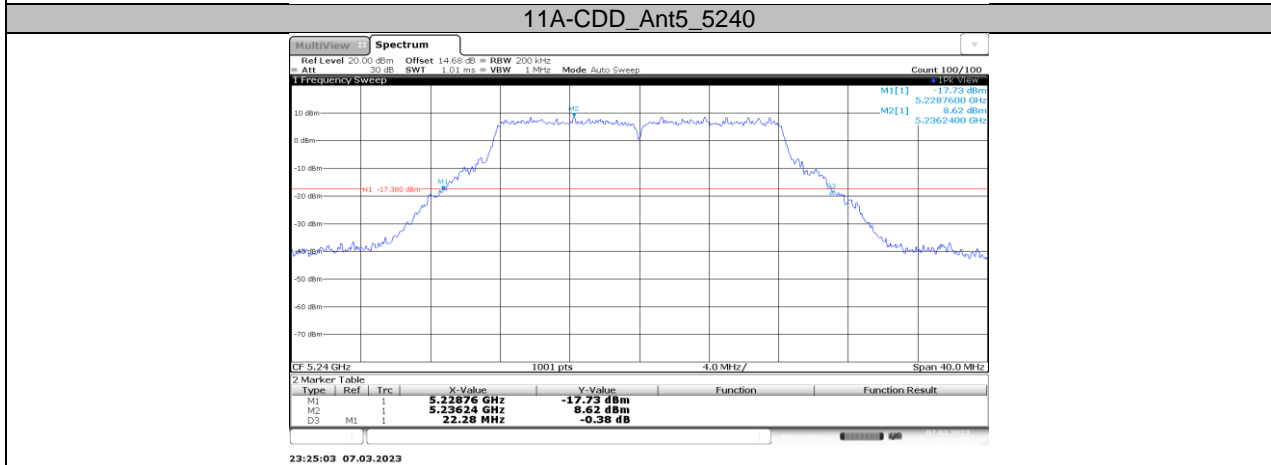
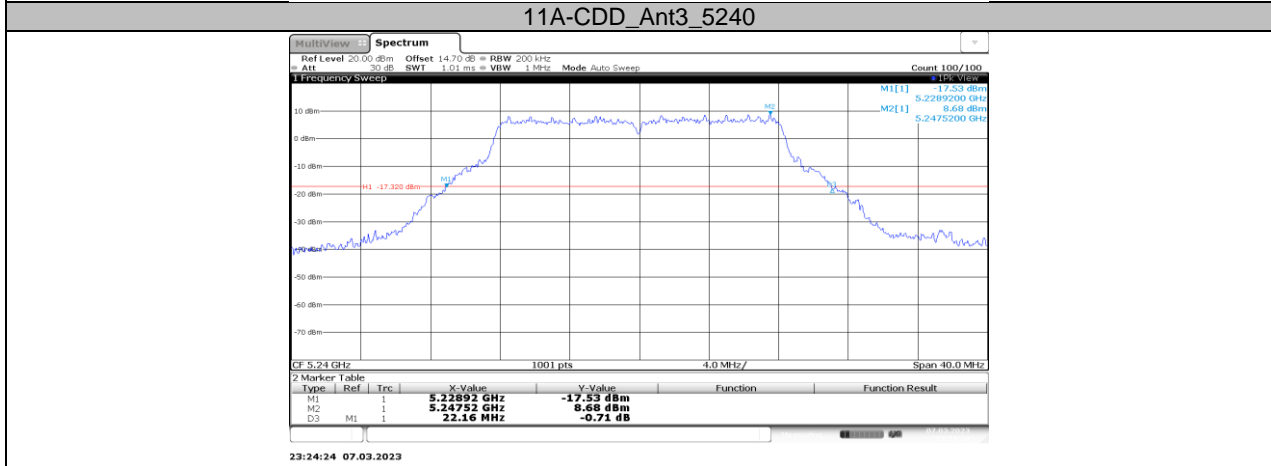
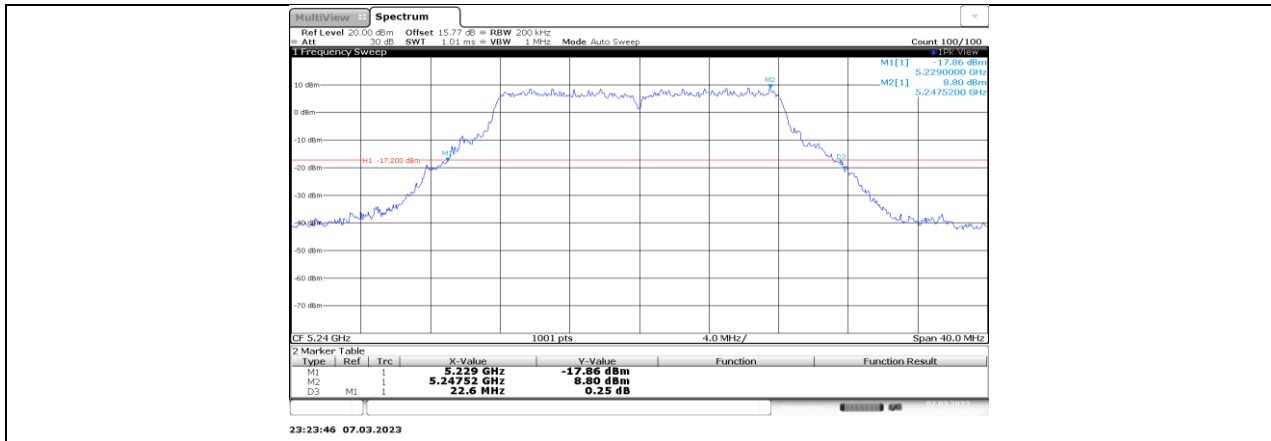
11BE40MIMO	Ant1	5190	44.88	5167.60	5212.48	PASS
	Ant3	5190	45.20	5167.68	5212.88	PASS
	Ant5	5190	43.92	5168.08	5212.00	PASS
	Ant7	5190	44.32	5167.60	5211.92	PASS
	Ant1	5230	43.60	5208.32	5251.92	PASS
	Ant3	5230	44.40	5208.16	5252.56	PASS
	Ant5	5230	43.44	5208.64	5252.08	PASS
	Ant7	5230	45.60	5207.36	5252.96	PASS
	Ant1	5755	44.48	5732.92	5777.40	PASS
	Ant3	5755	44.88	5732.76	5777.64	PASS
	Ant5	5755	45.36	5732.20	5777.56	PASS
	Ant7	5755	44.48	5732.84	5777.32	PASS
	Ant1	5795	45.36	5772.28	5817.64	PASS
	Ant3	5795	44.64	5772.52	5817.16	PASS
Ant5	5795	44.80	5772.28	5817.08	PASS	
Ant7	5795	44.24	5772.84	5817.08	PASS	
11BE80MIMO	Ant1	5210	88.00	5165.68	5253.68	PASS
	Ant3	5210	90.56	5165.68	5256.24	PASS
	Ant5	5210	89.12	5165.36	5254.48	PASS
	Ant7	5210	89.44	5165.36	5254.80	PASS
	Ant1	5775	87.20	5731.48	5818.68	PASS
	Ant3	5775	90.88	5729.72	5820.60	PASS
	Ant5	5775	91.84	5728.28	5820.12	PASS
Ant7	5775	89.28	5730.20	5819.48	PASS	

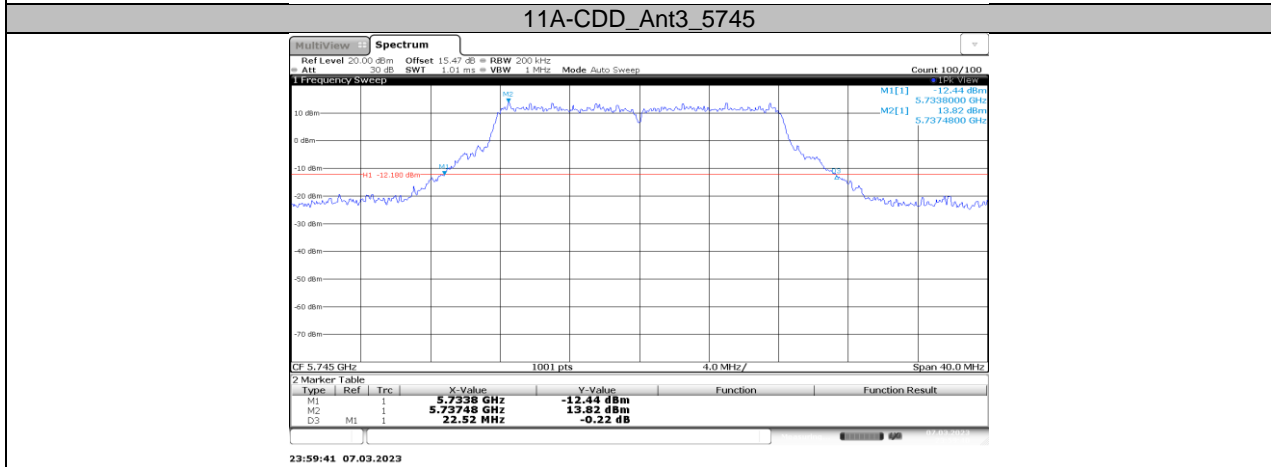
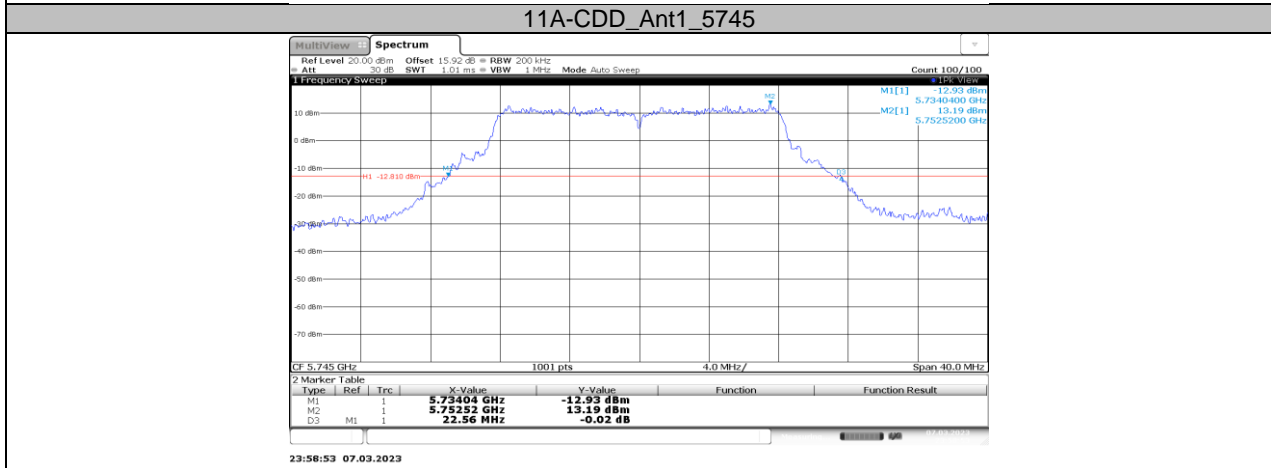
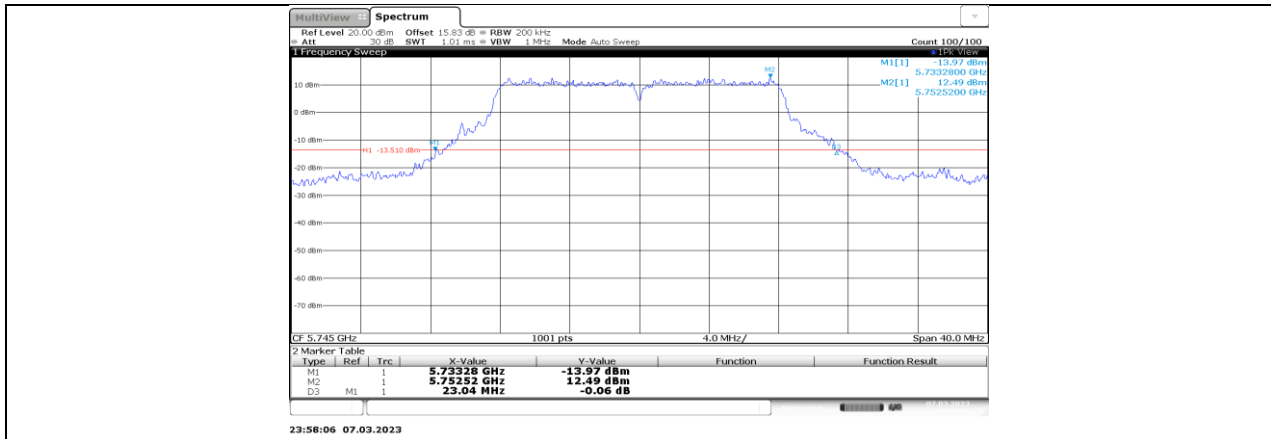
11.1.2. Test Graphs

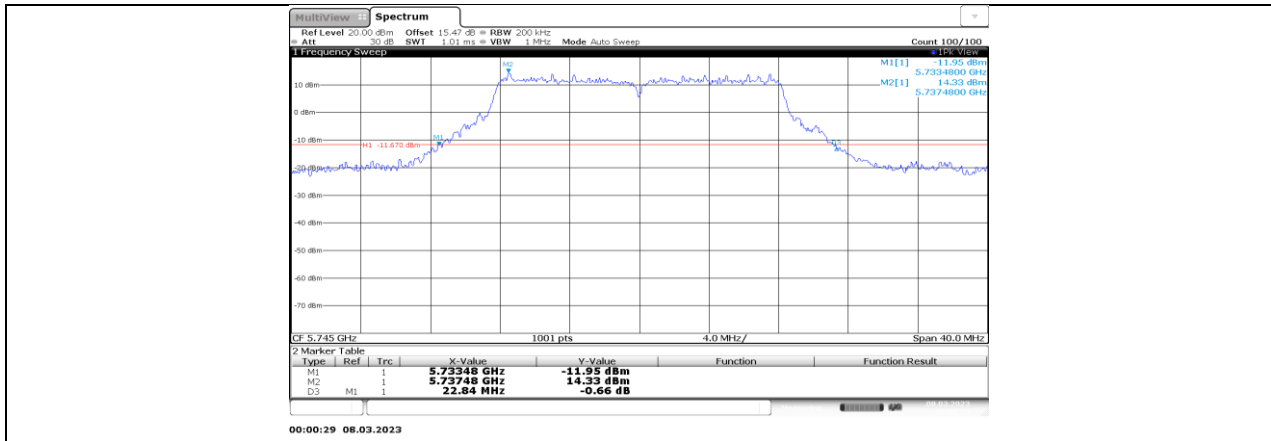




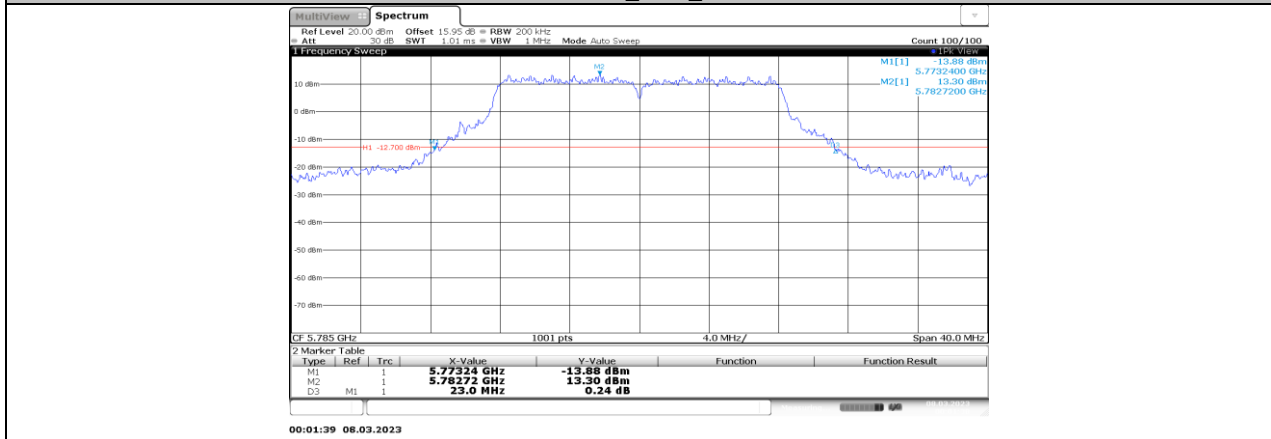




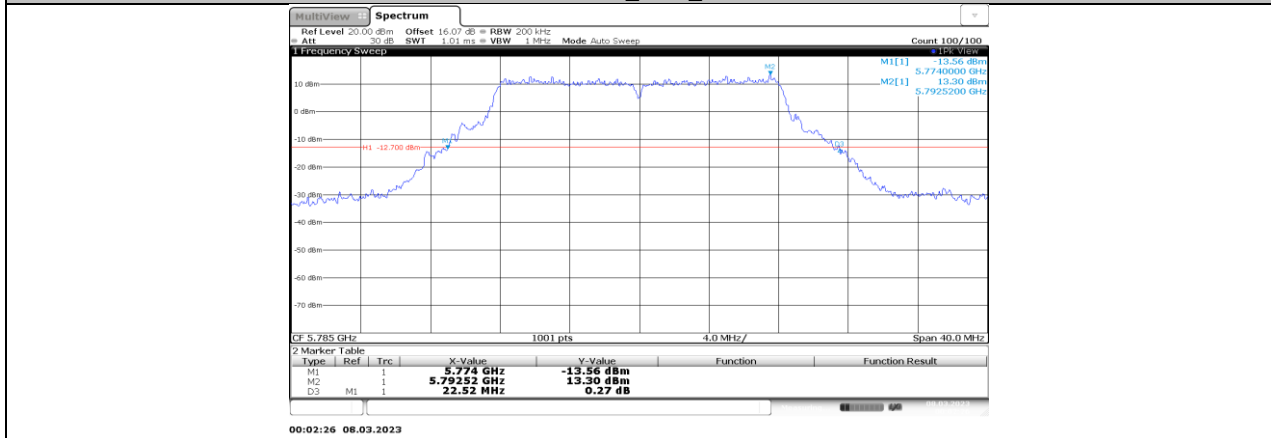




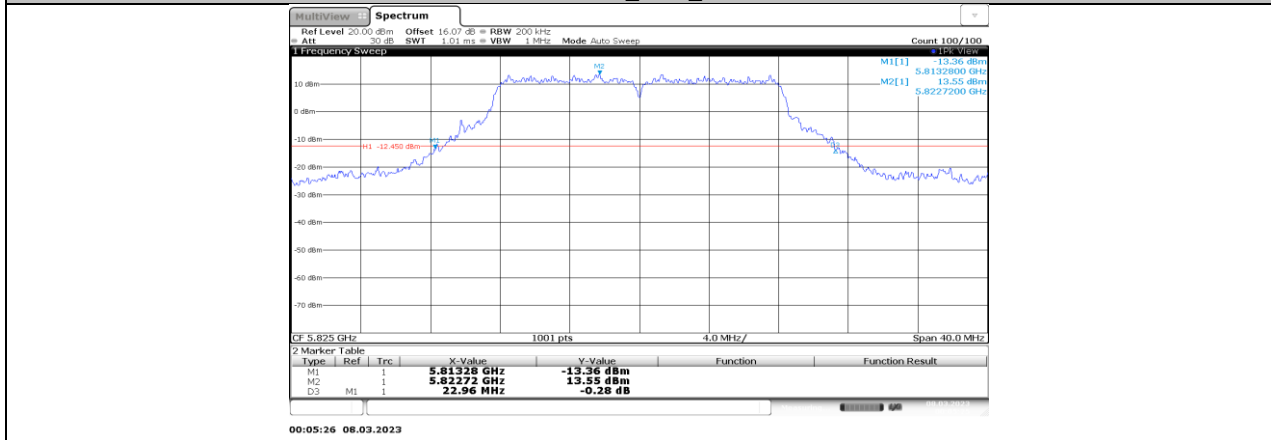
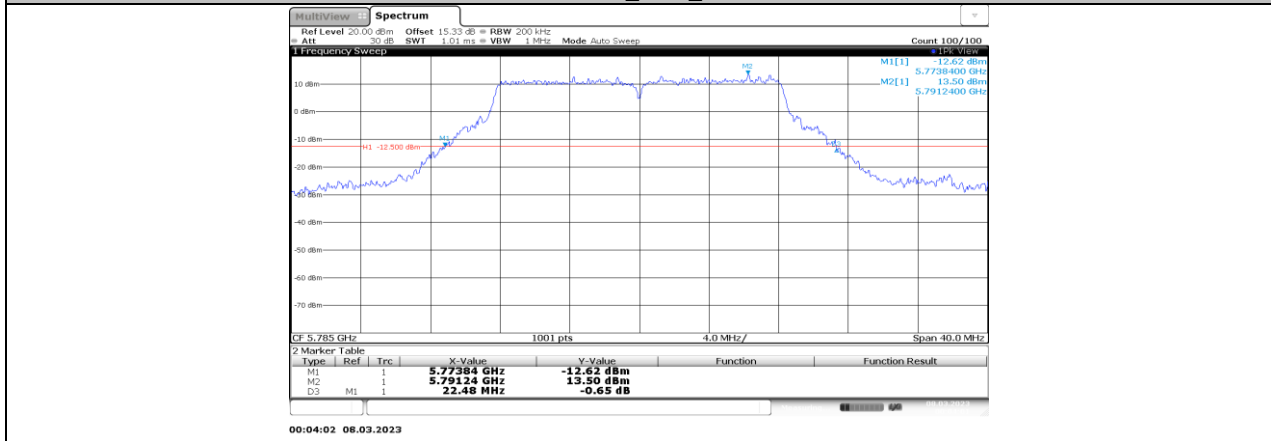
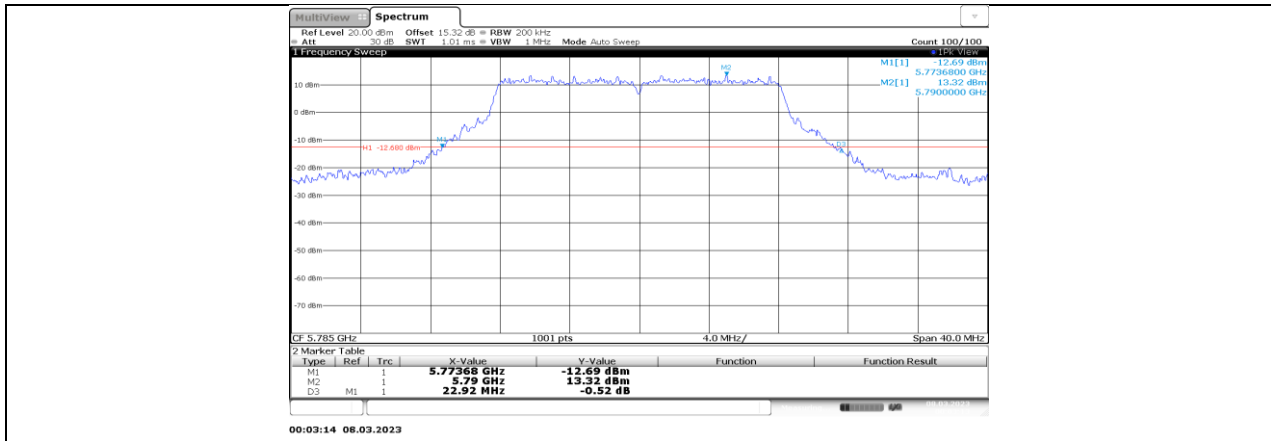
11A-CDD_Ant7_5745

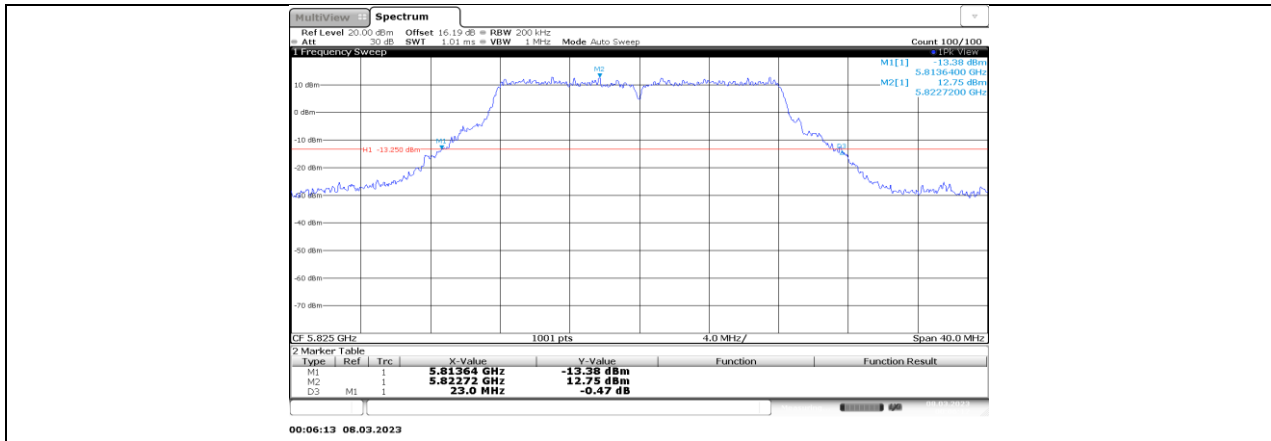


11A-CDD_Ant1_5785

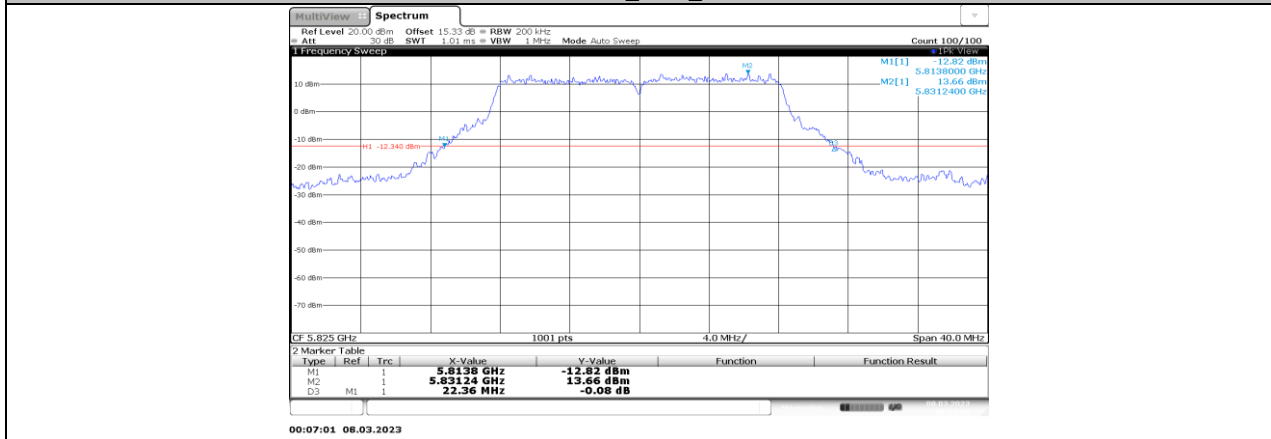


11A-CDD_Ant3_5785

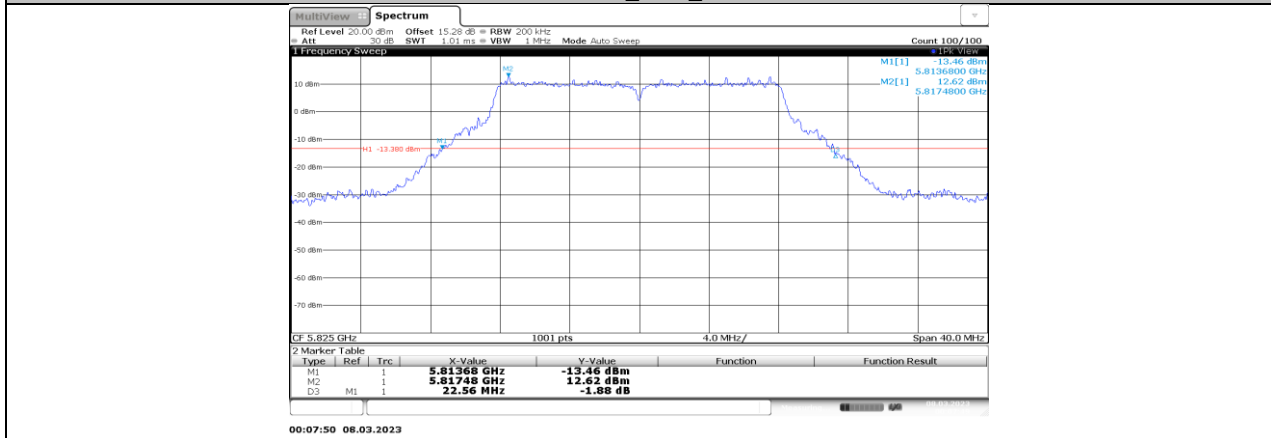




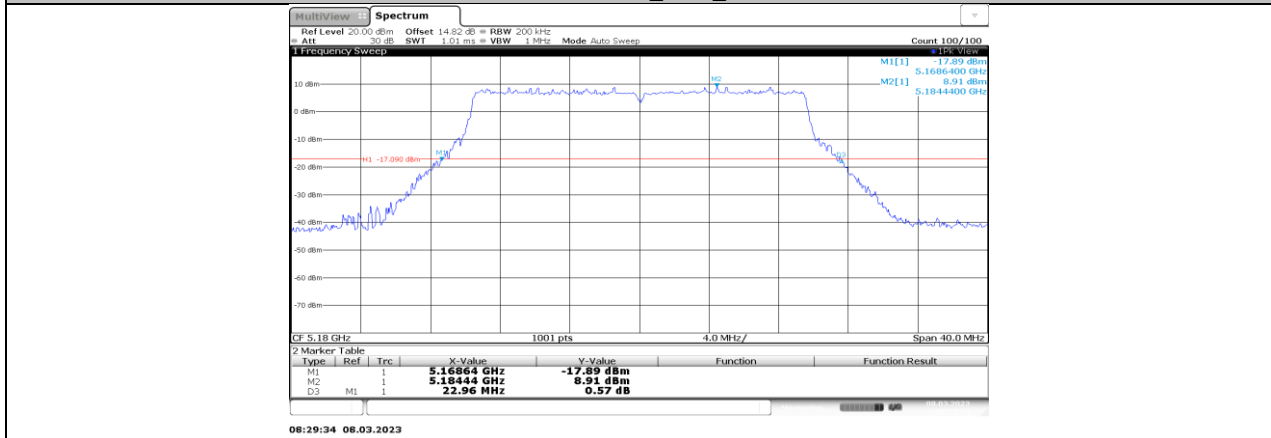
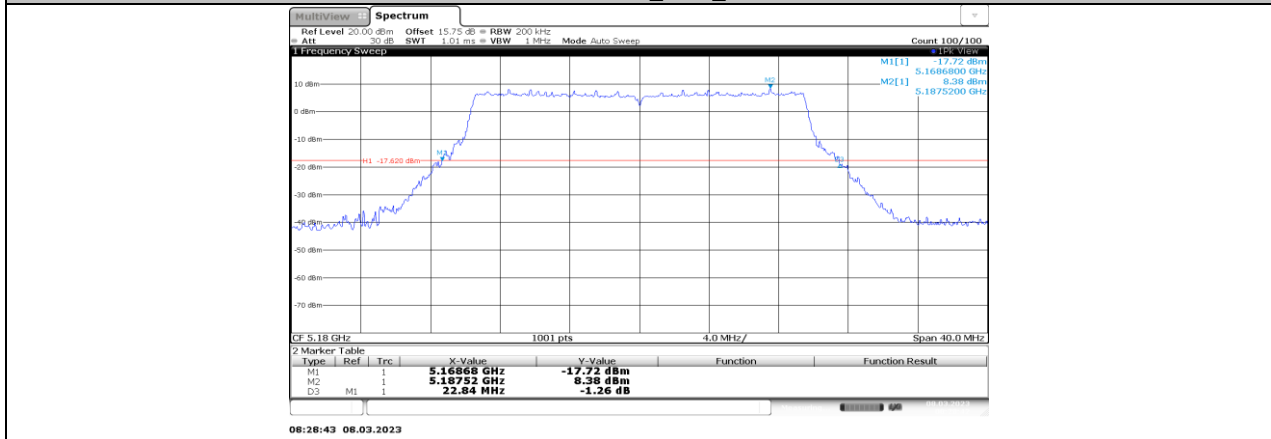
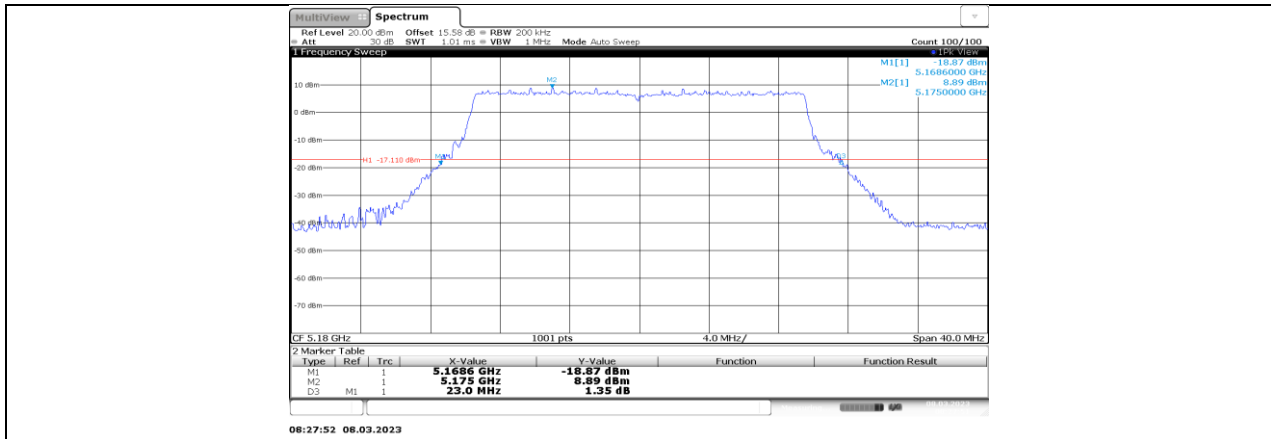
11A-CDD_Ant3_5825

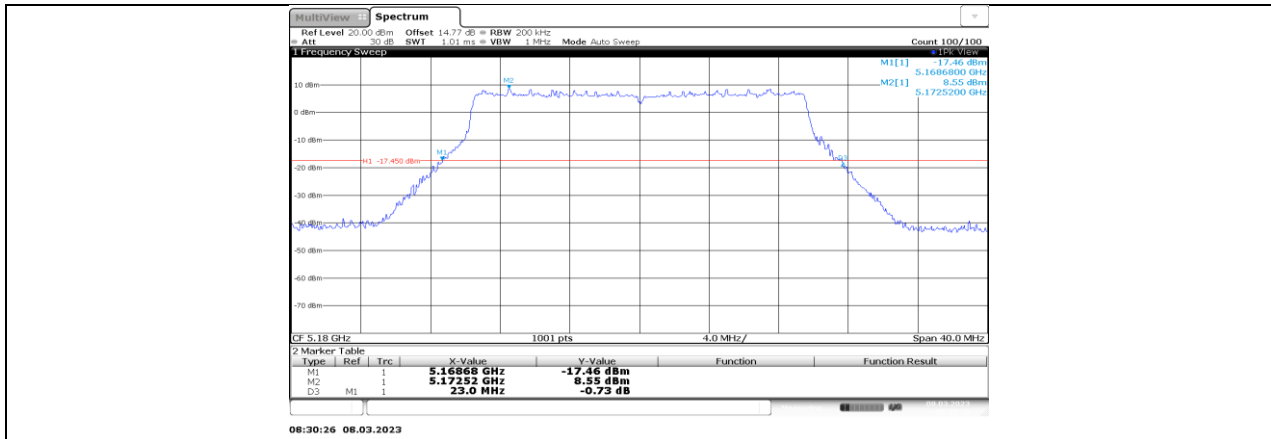


11A-CDD_Ant5_5825

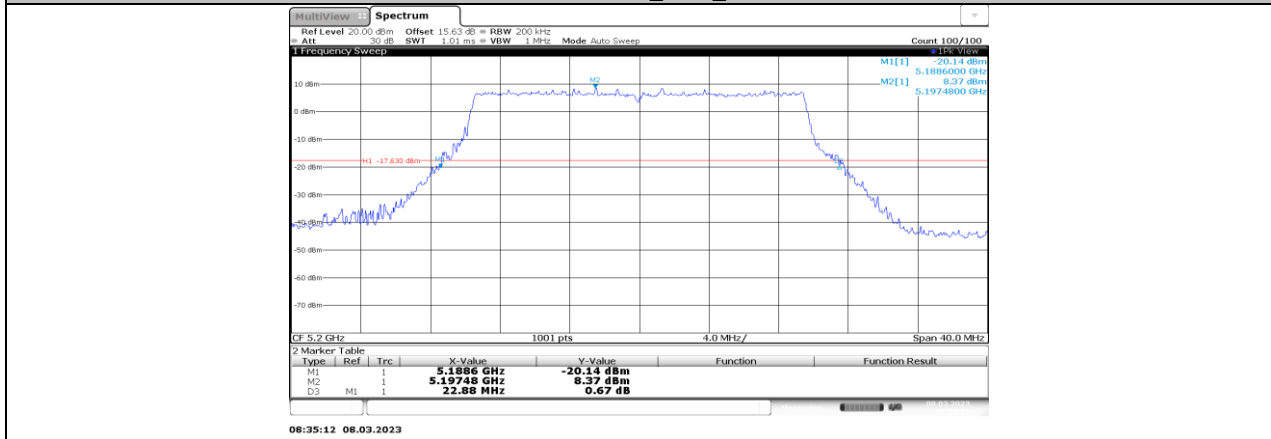


11A-CDD_Ant7_5825

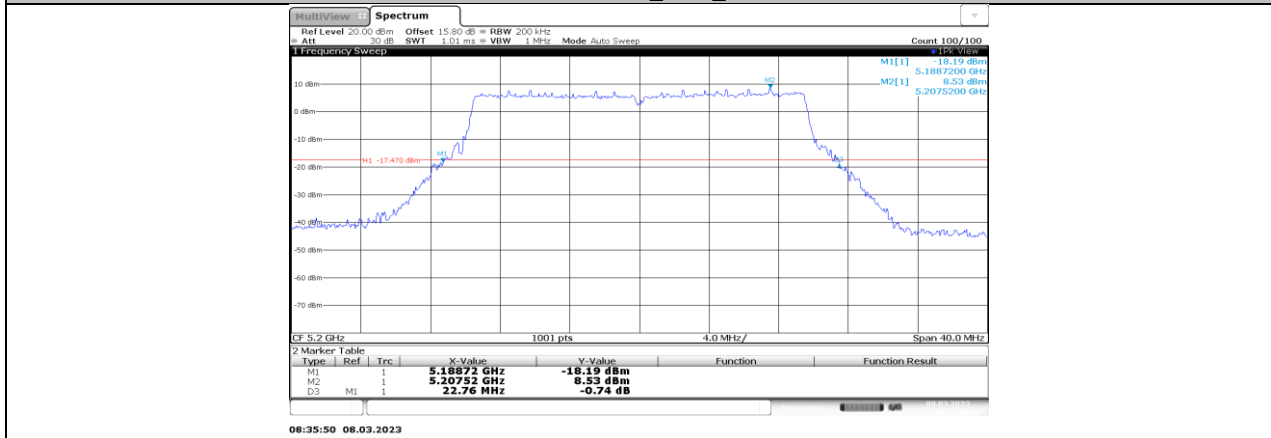




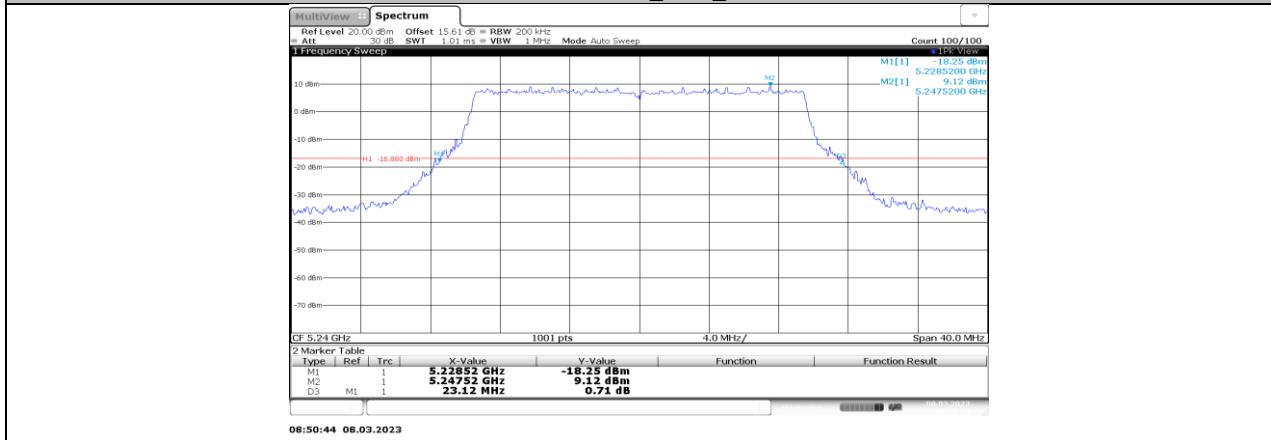
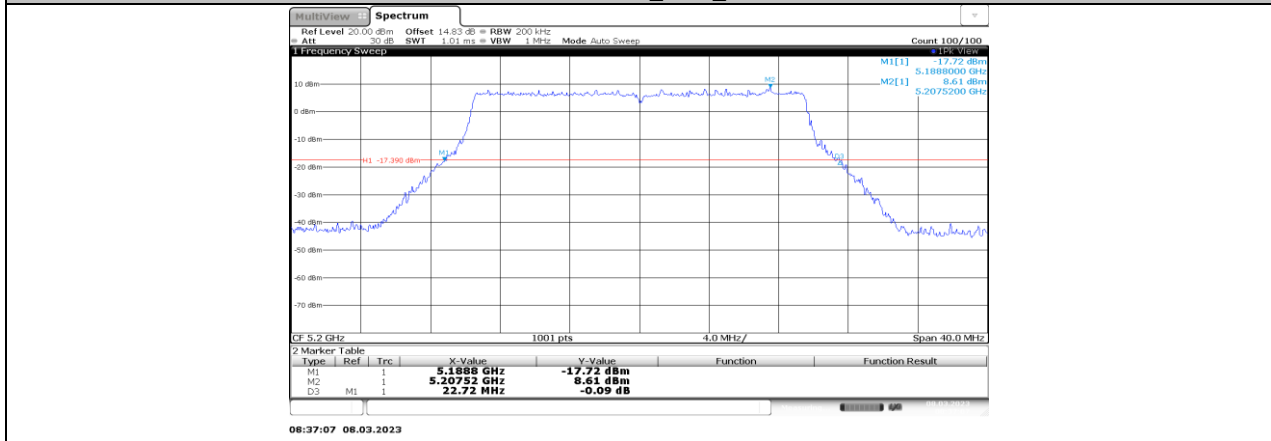
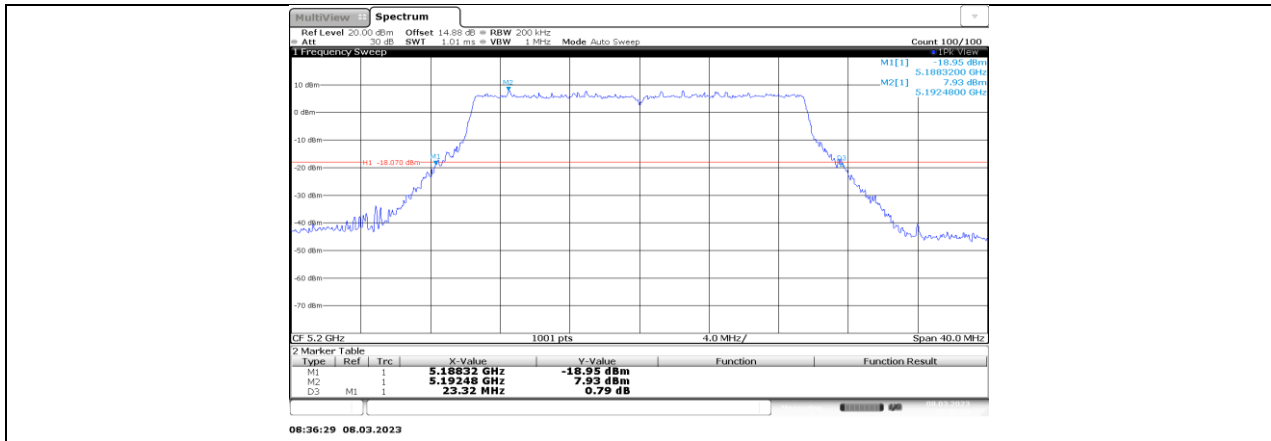
11AX20MIMO_Ant7_5180

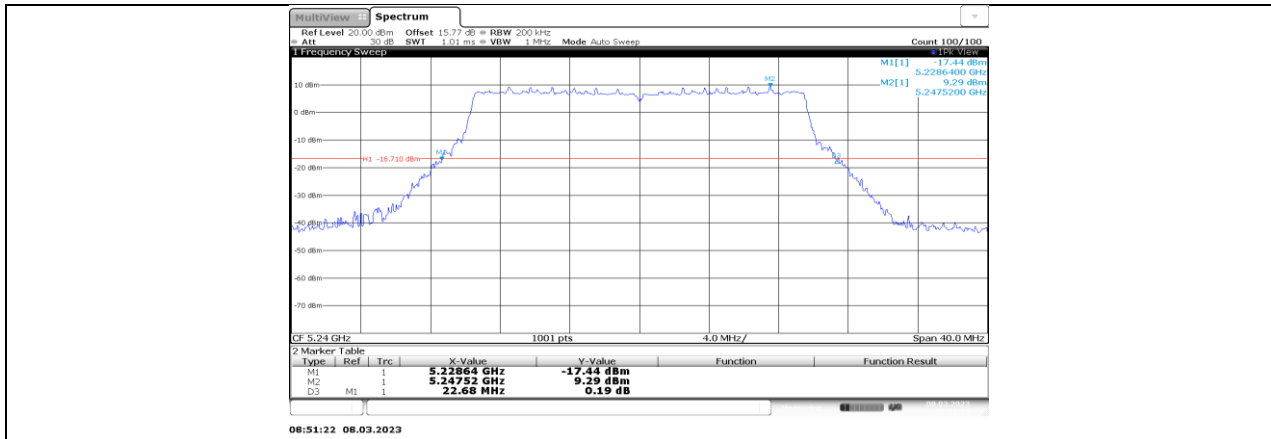


11AX20MIMO_Ant1_5200

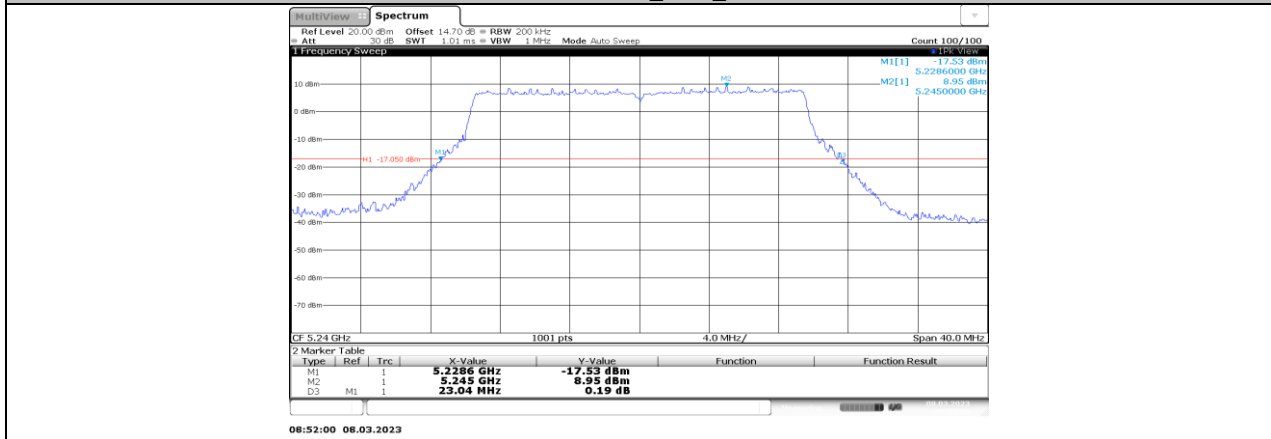


11AX20MIMO_Ant3_5200

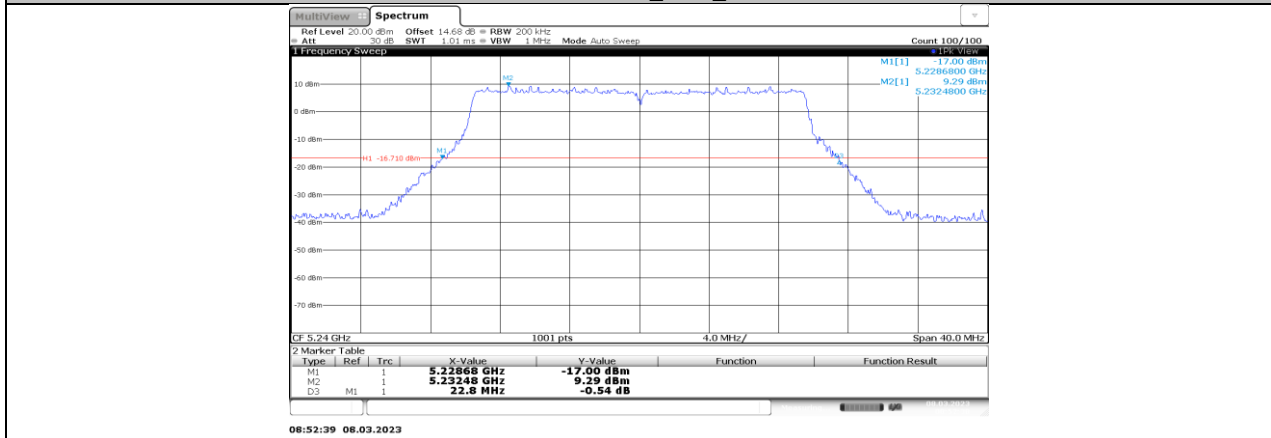




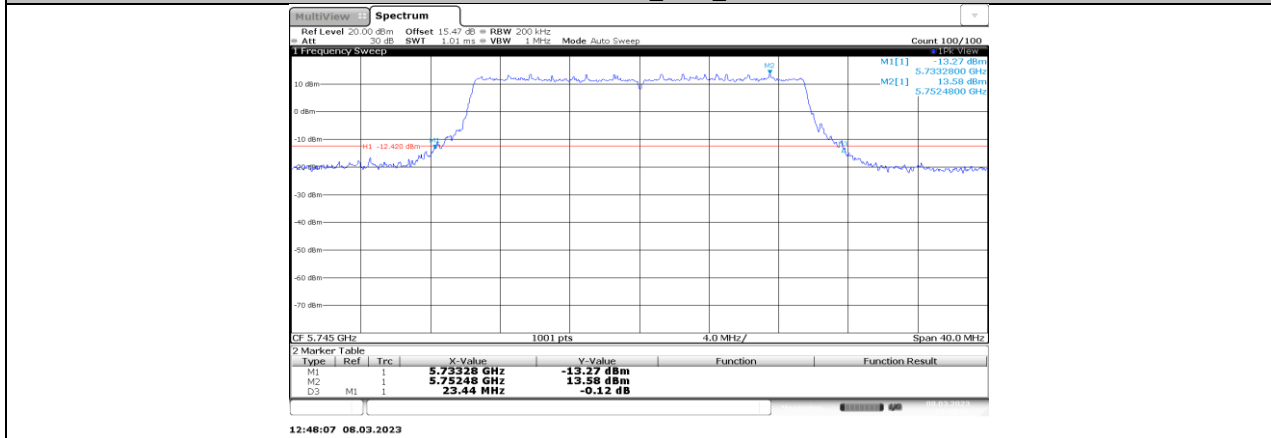
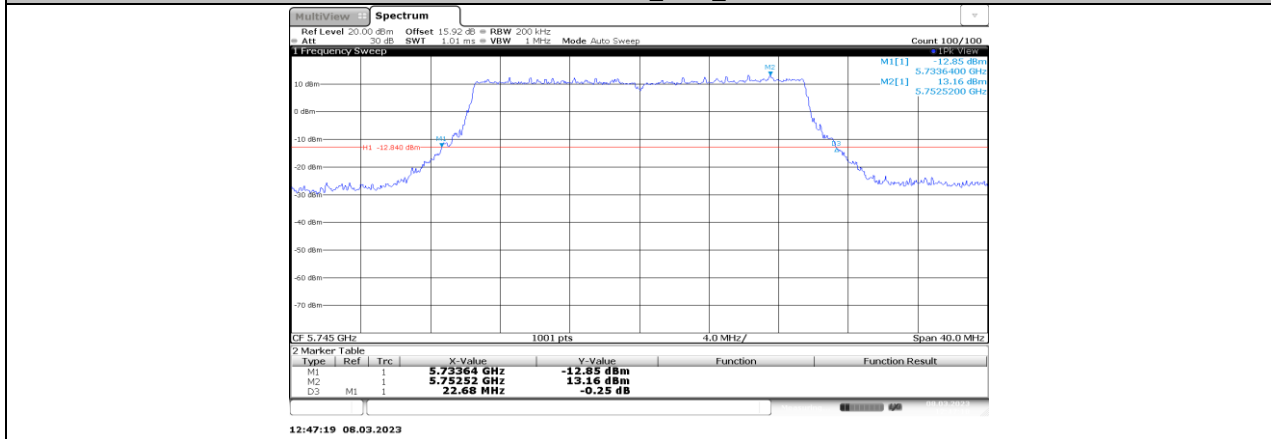
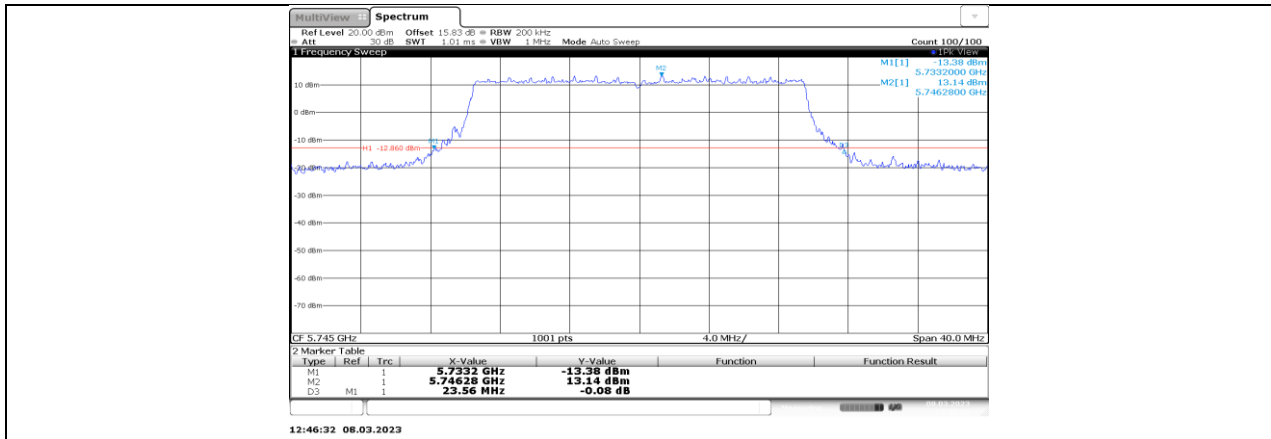
11AX20MIMO_Ant3_5240

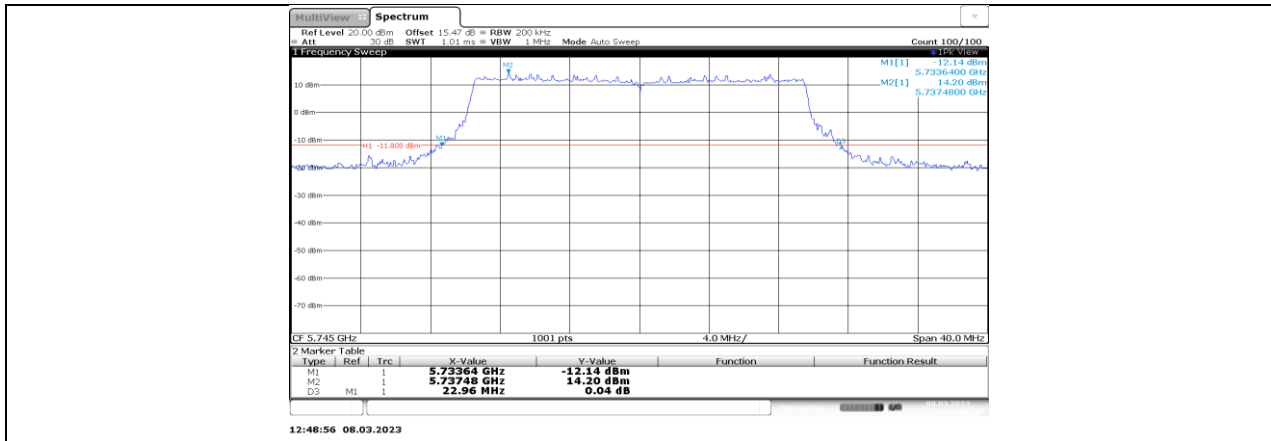


11AX20MIMO_Ant5_5240

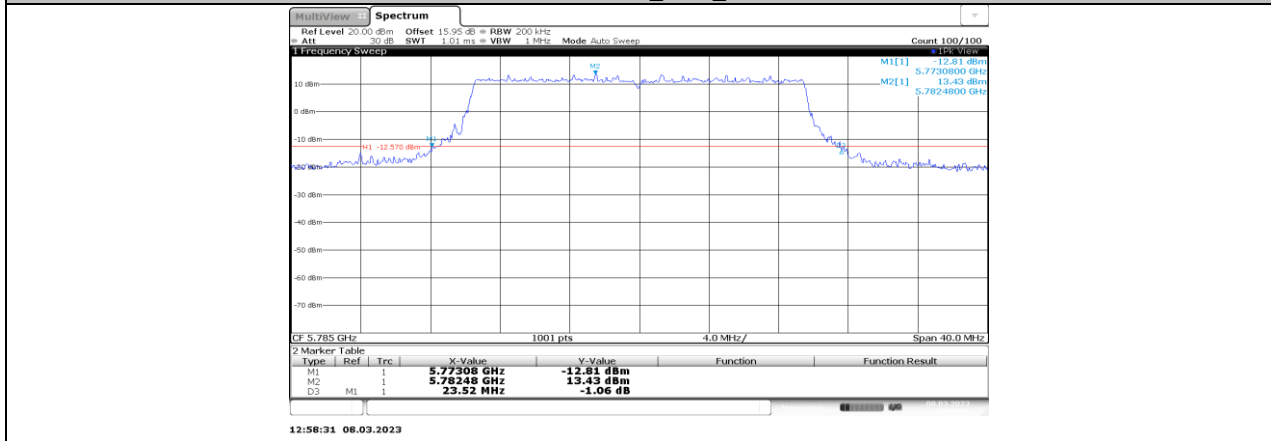


11AX20MIMO_Ant7_5240

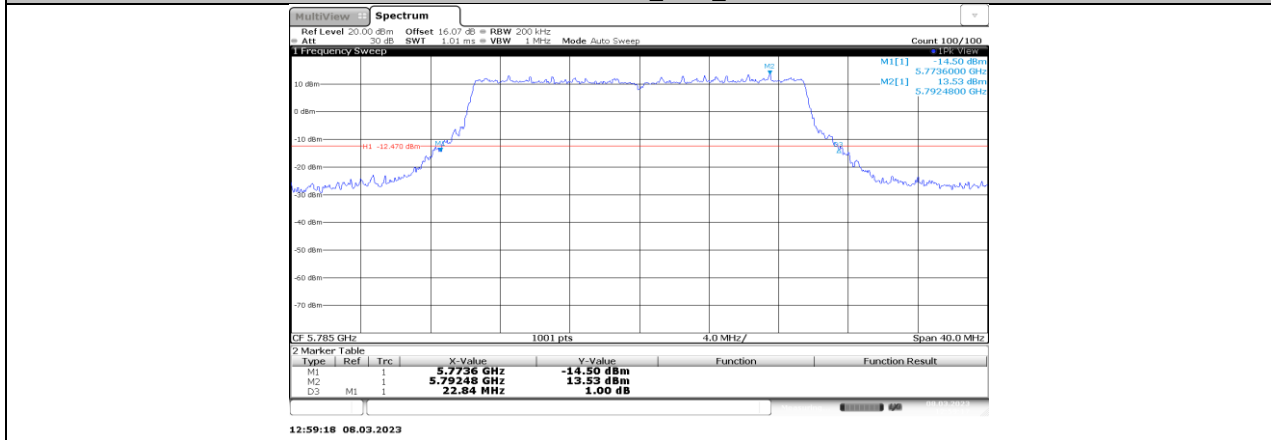




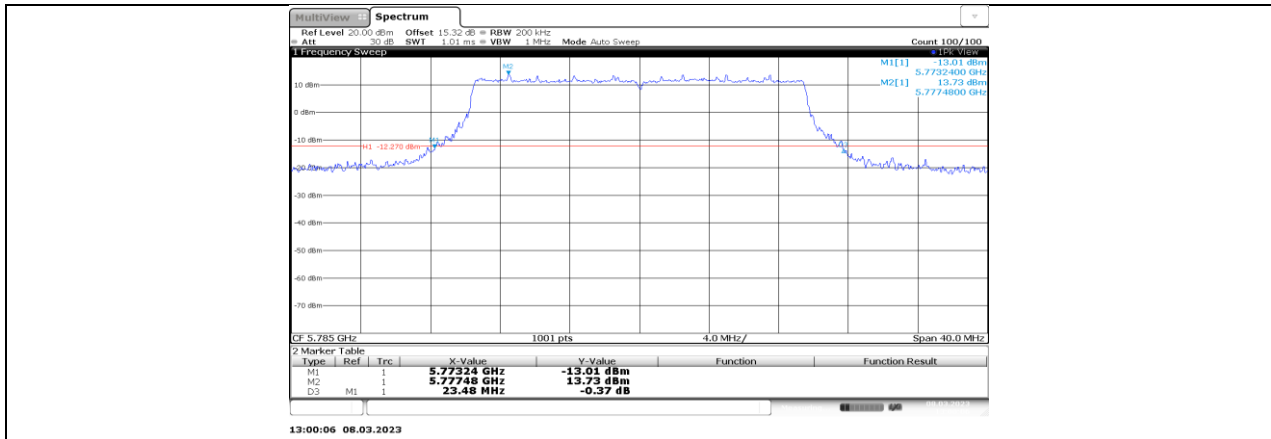
11AX20MIMO_Ant7_5745



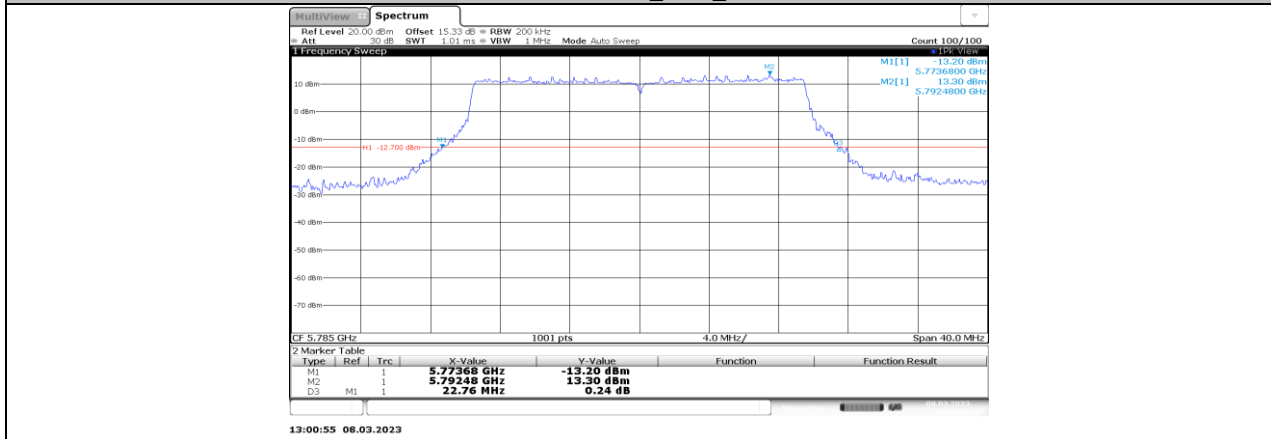
11AX20MIMO_Ant1_5785



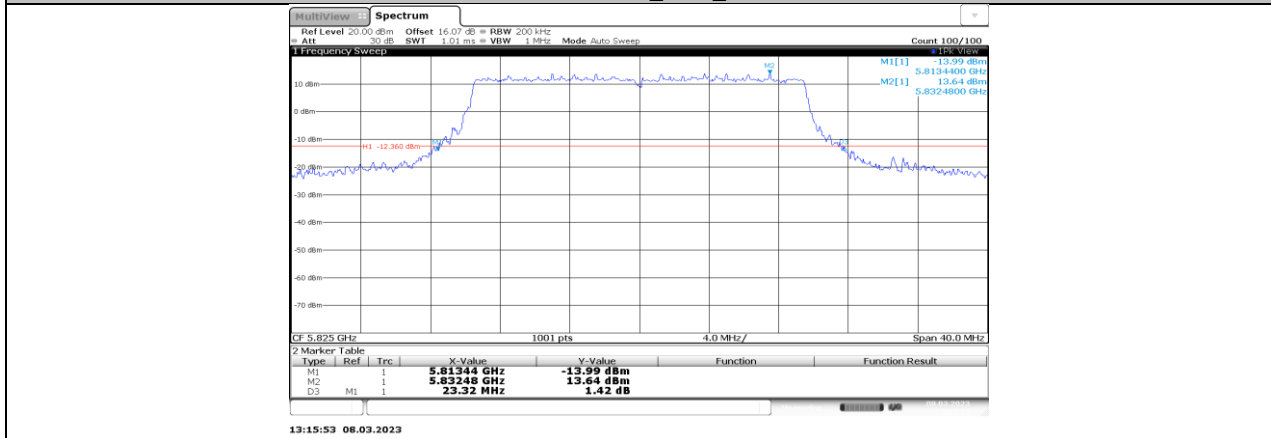
11AX20MIMO_Ant3_5785



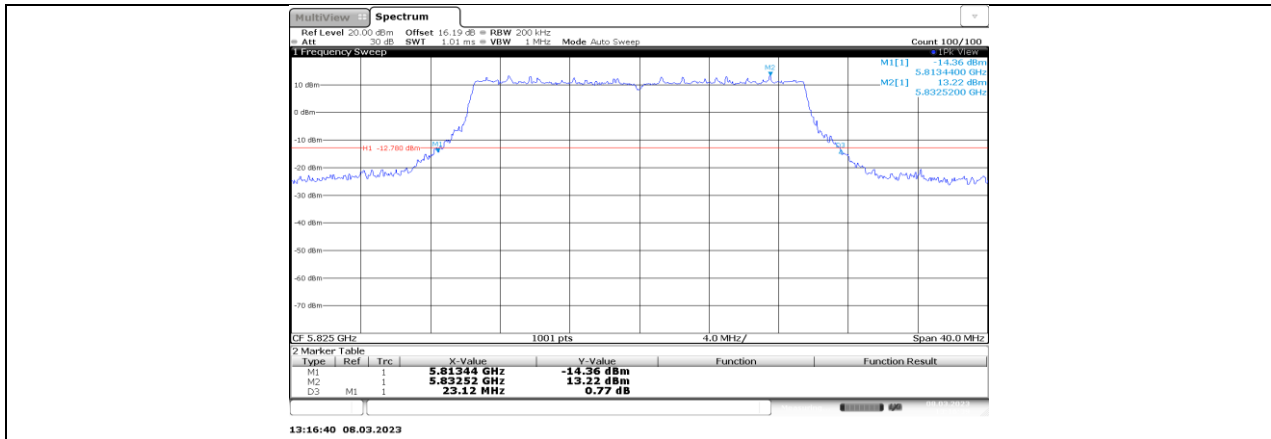
11AX20MIMO_Ant5_5785



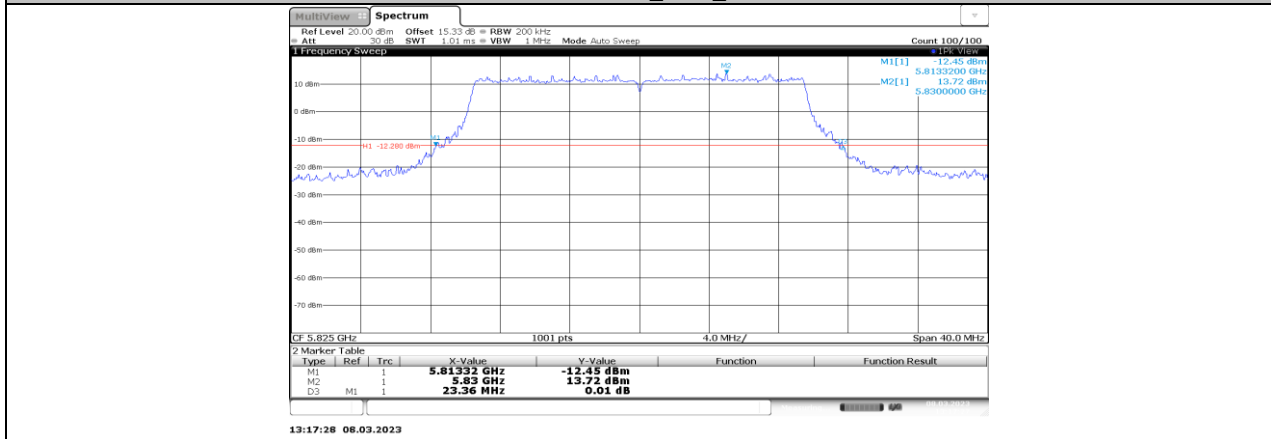
11AX20MIMO_Ant7_5785



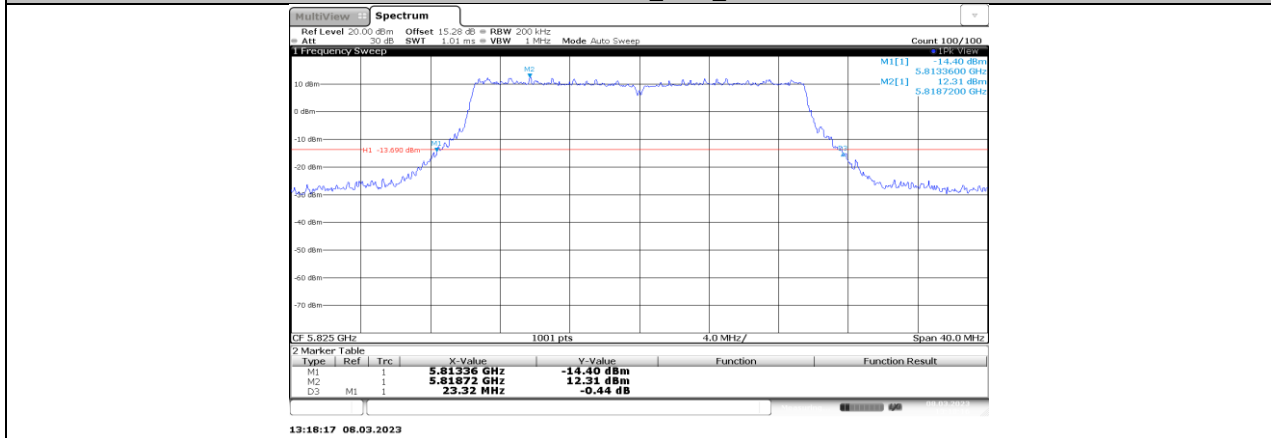
11AX20MIMO_Ant1_5825



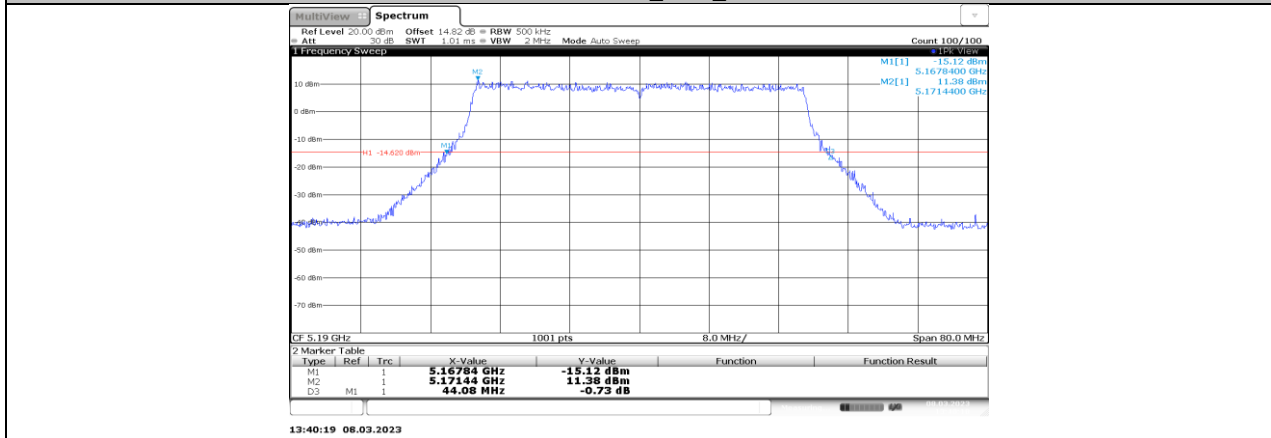
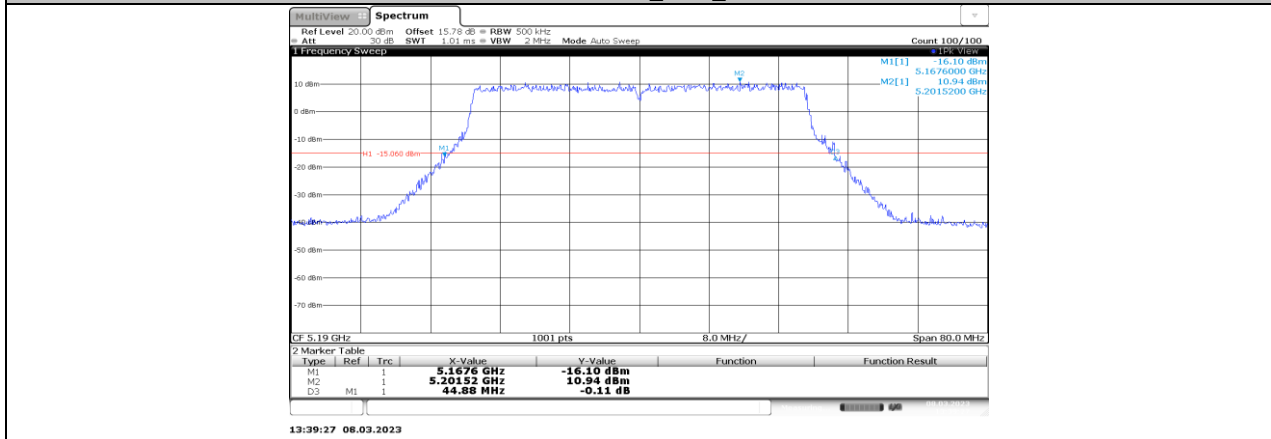
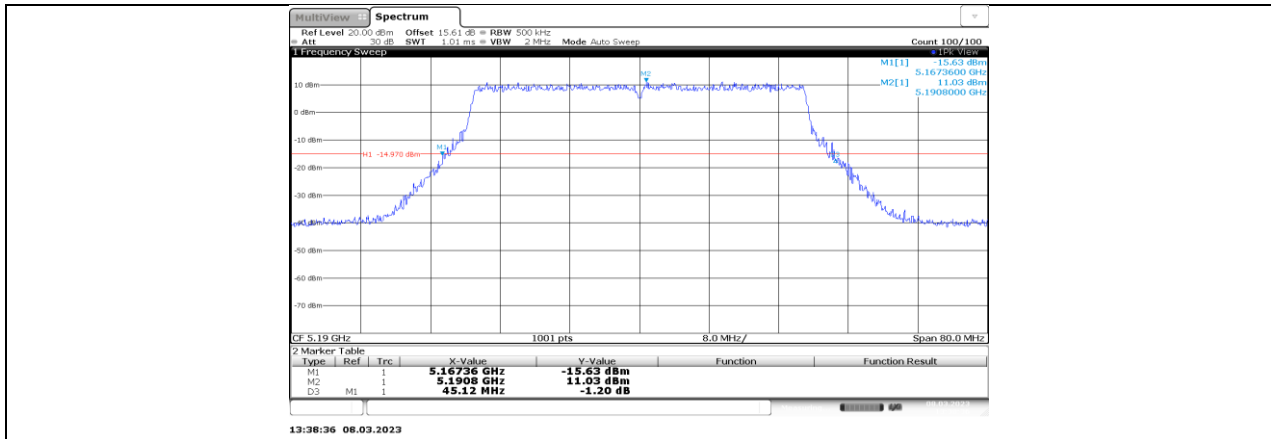
11AX20MIMO_Ant3_5825

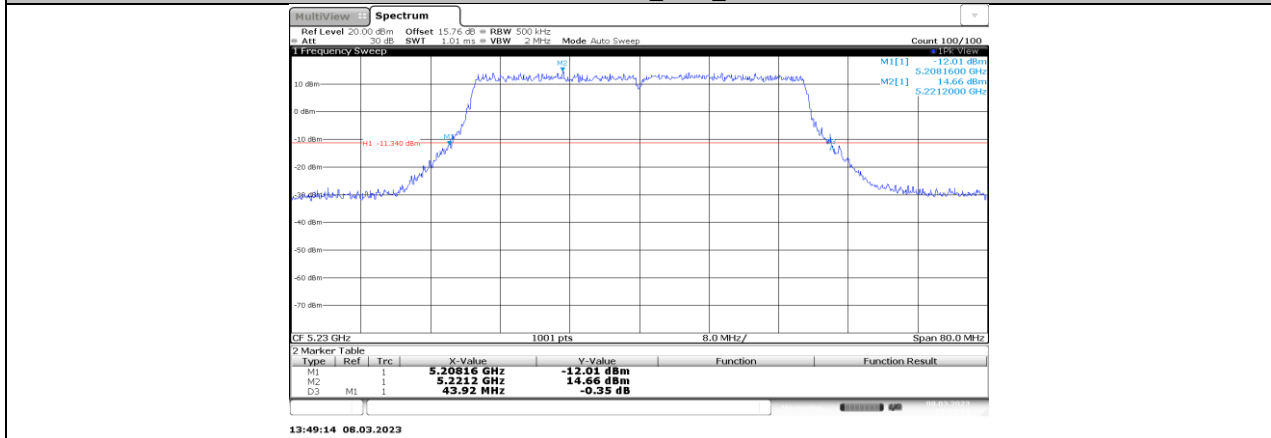
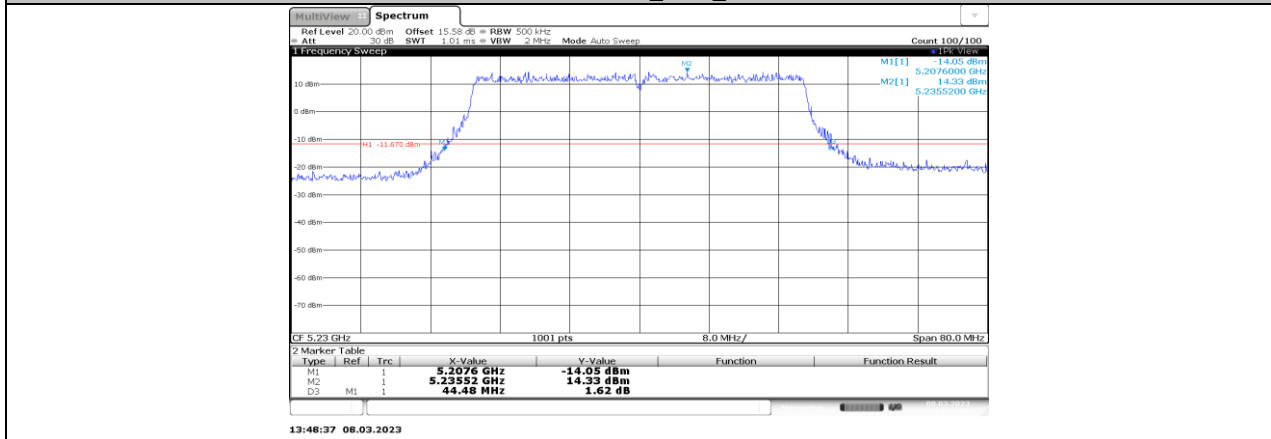
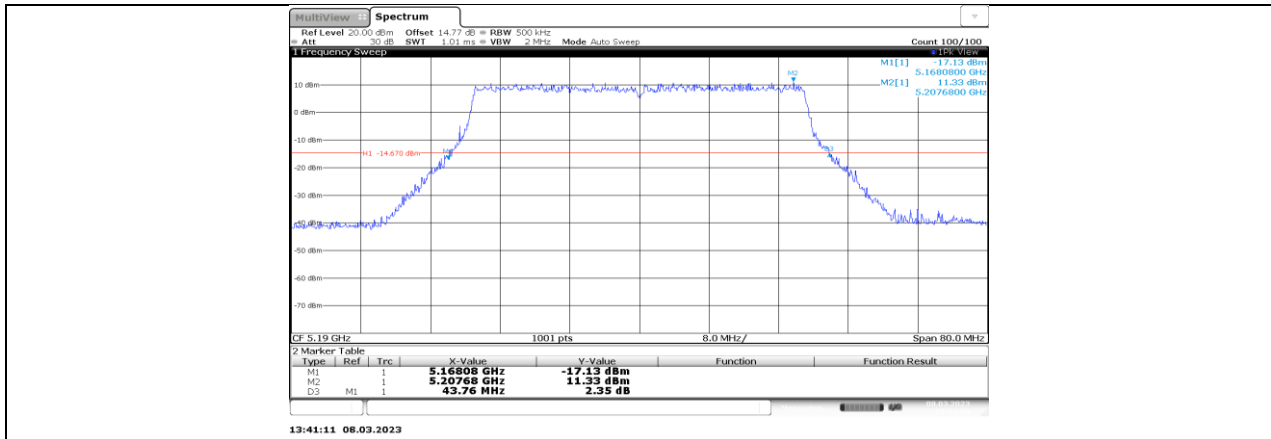


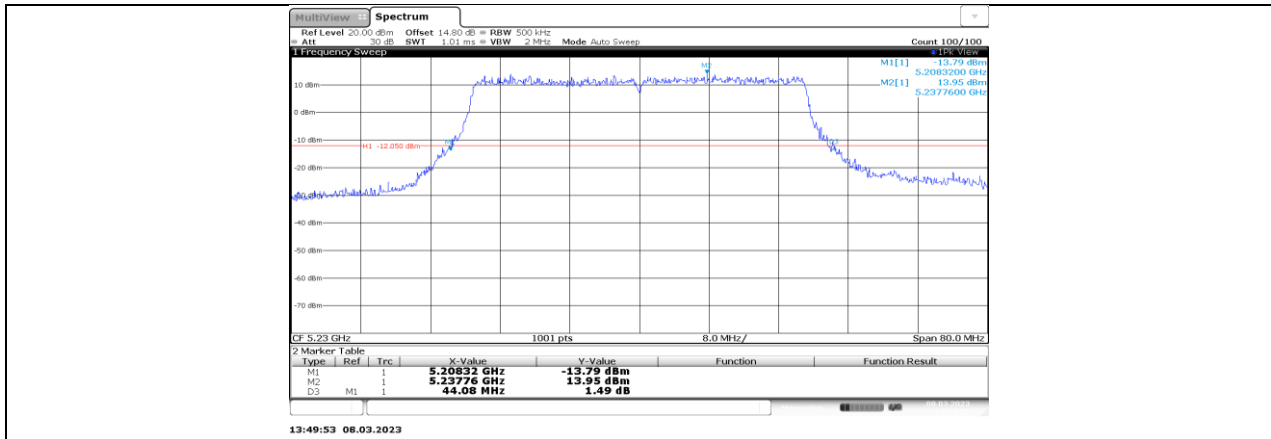
11AX20MIMO_Ant5_5825



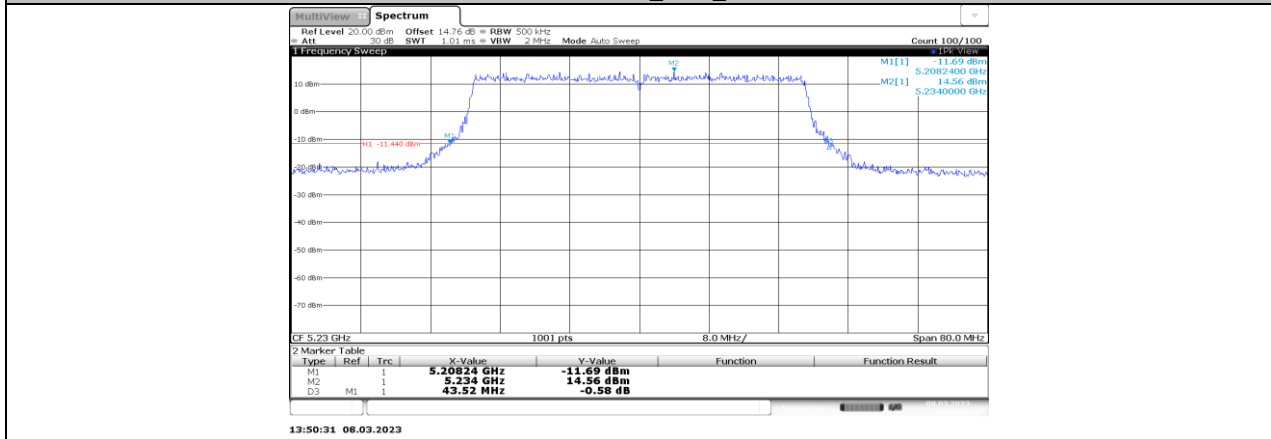
11AX20MIMO_Ant7_5825



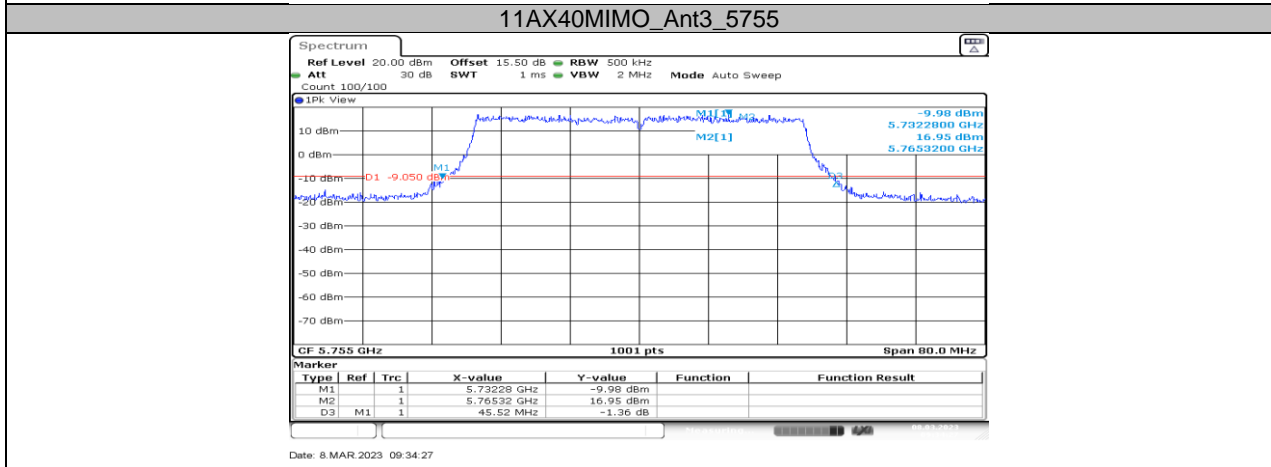
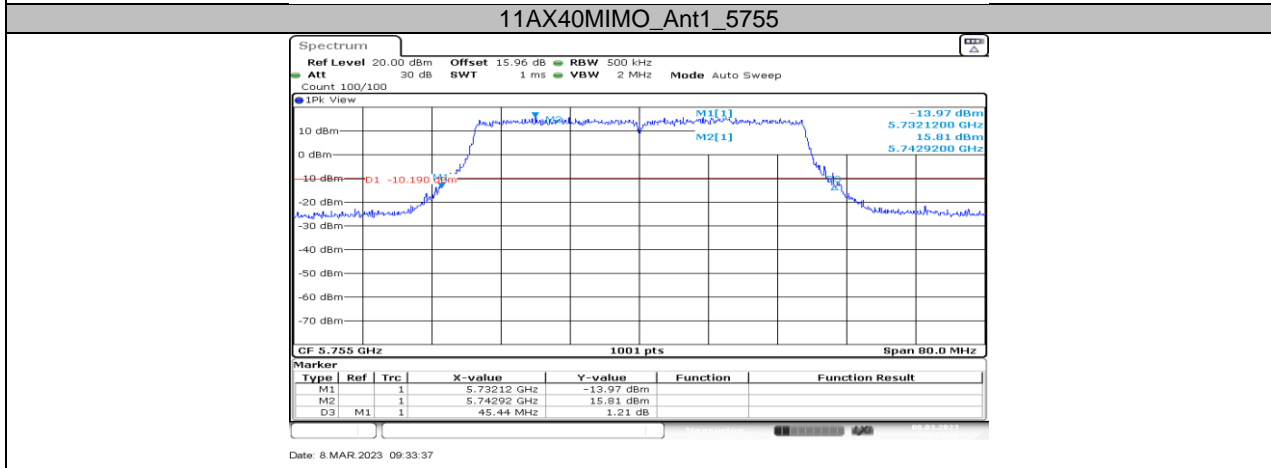
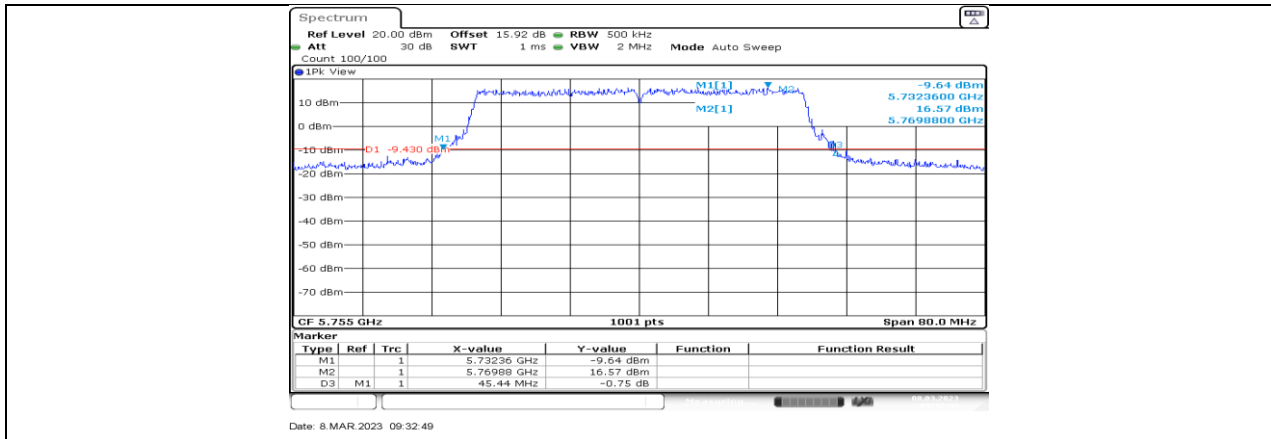


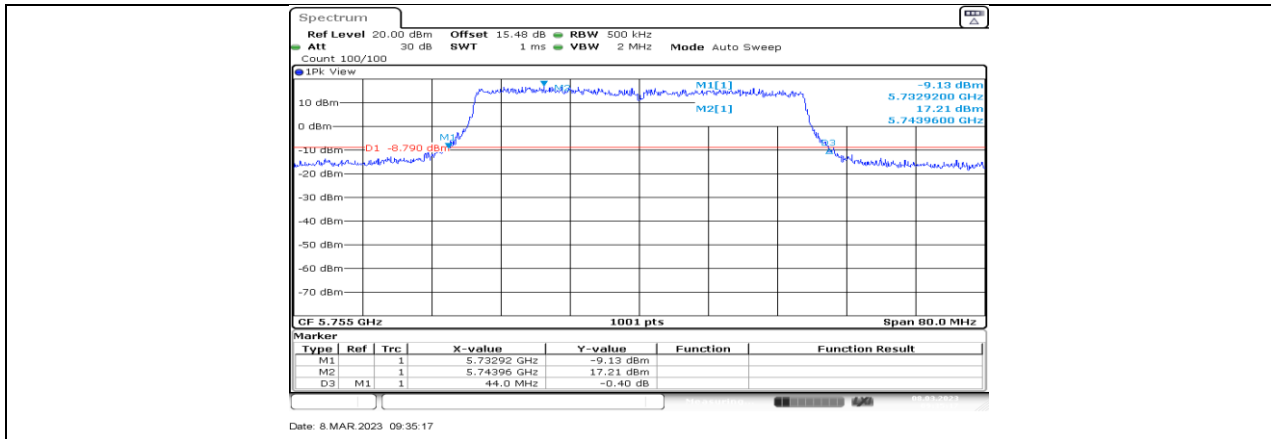


11AX40MIMO_Ant5_5230

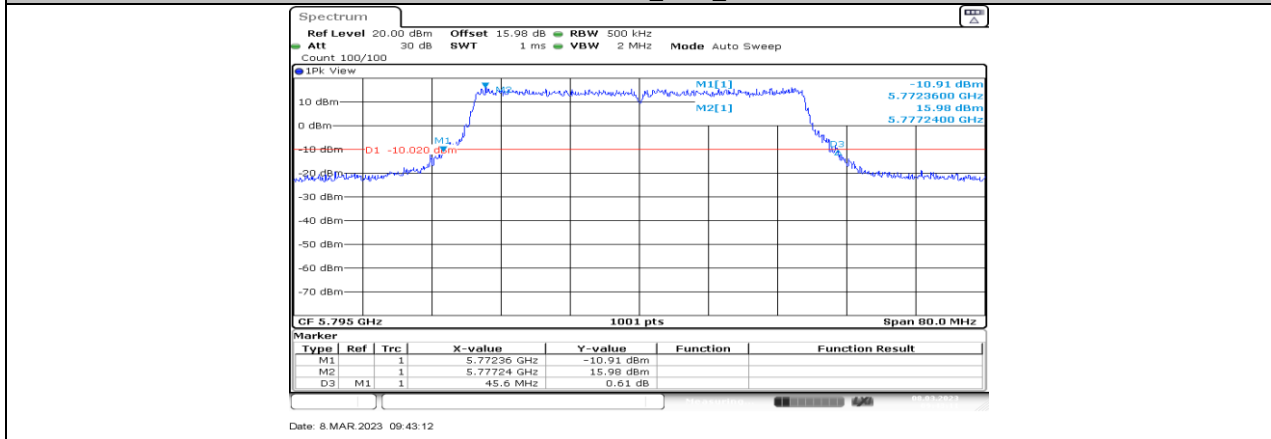


11AX40MIMO_Ant7_5230

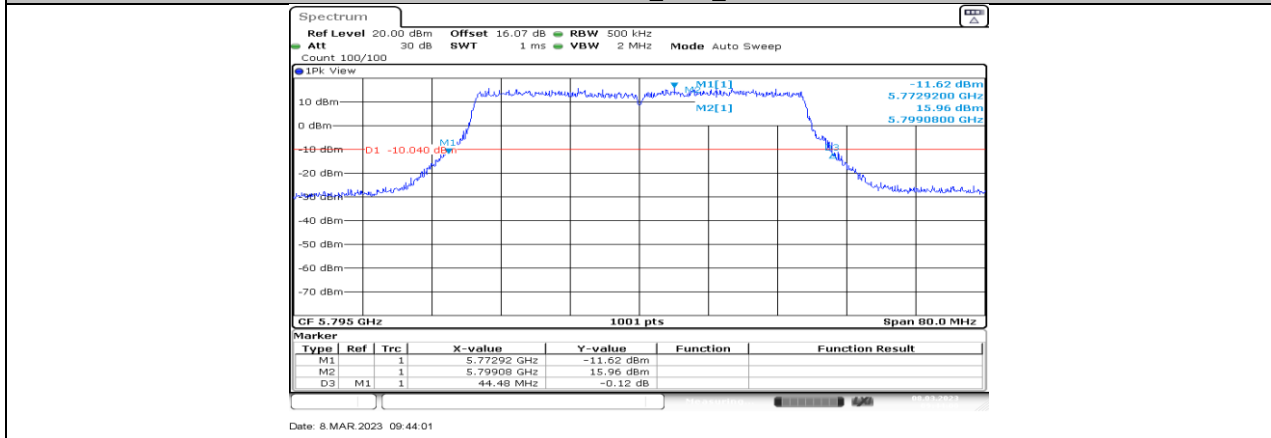




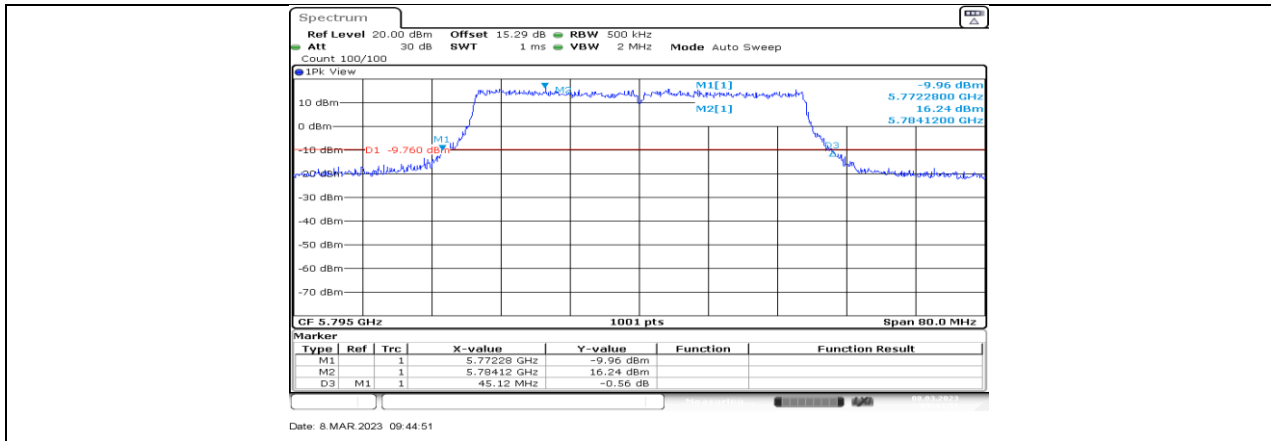
11AX40MIMO_Ant7_5755



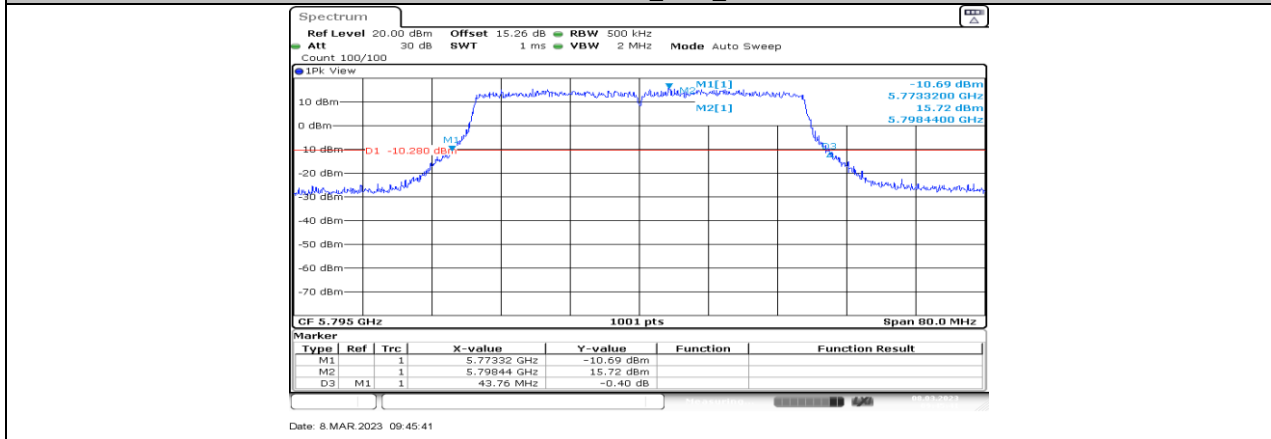
11AX40MIMO_Ant1_5795



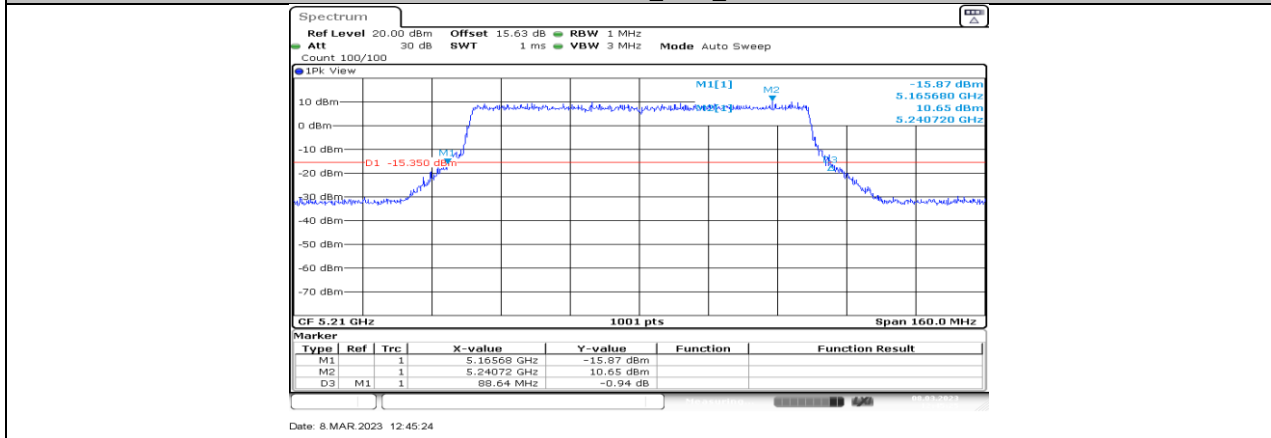
11AX40MIMO_Ant3_5795



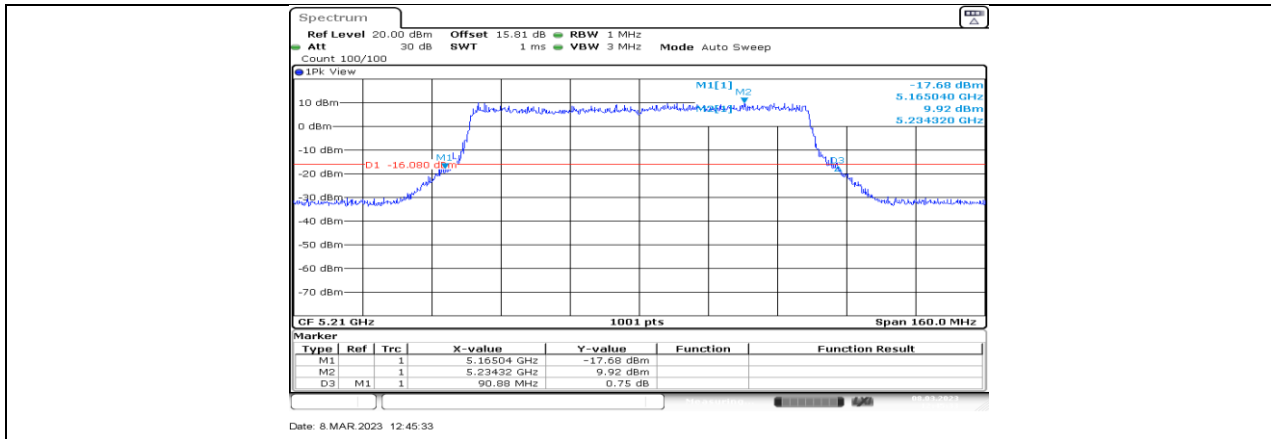
11AX40MIMO_Ant5_5795



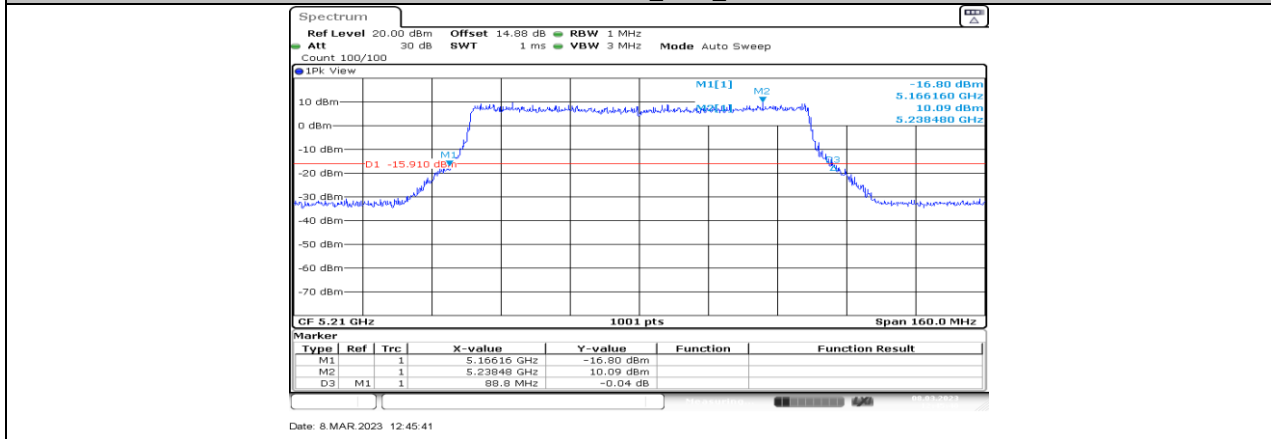
11AX40MIMO_Ant7_5795



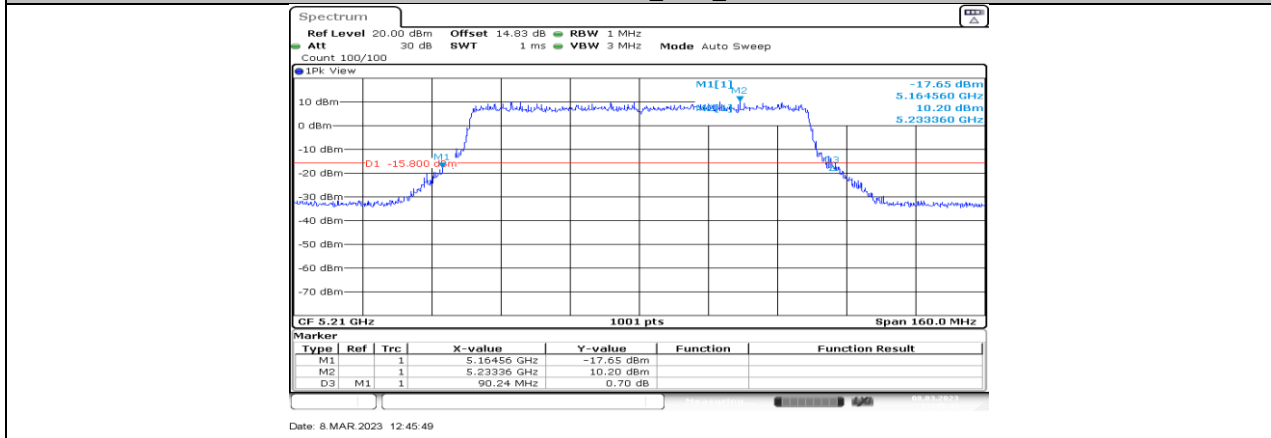
11AX80MIMO_Ant1_5210



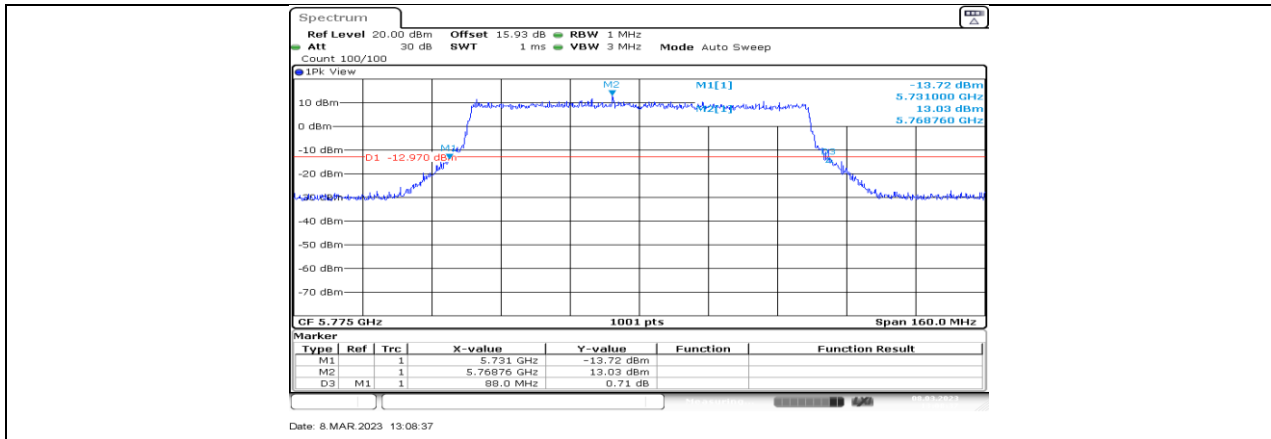
11AX80MIMO_Ant3_5210



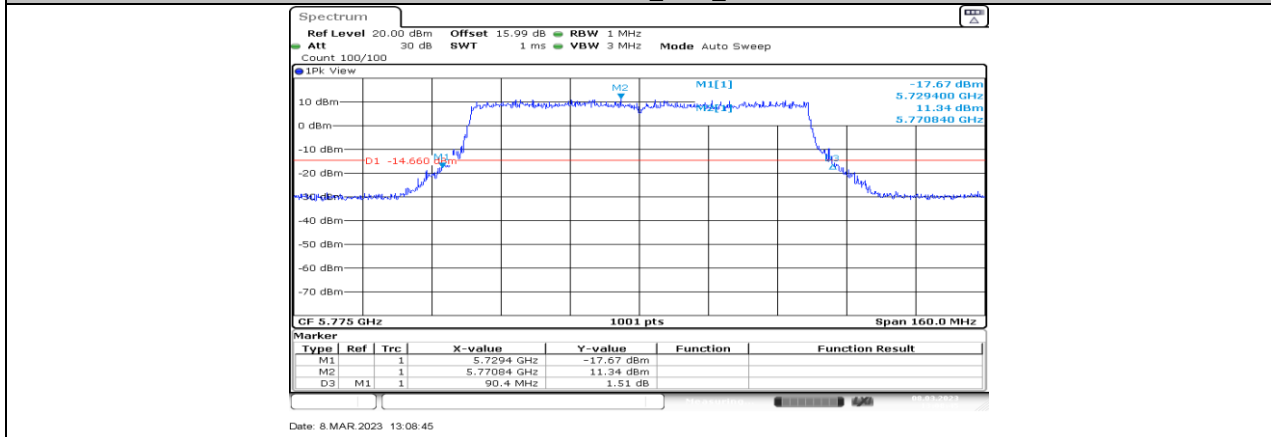
11AX80MIMO_Ant5_5210



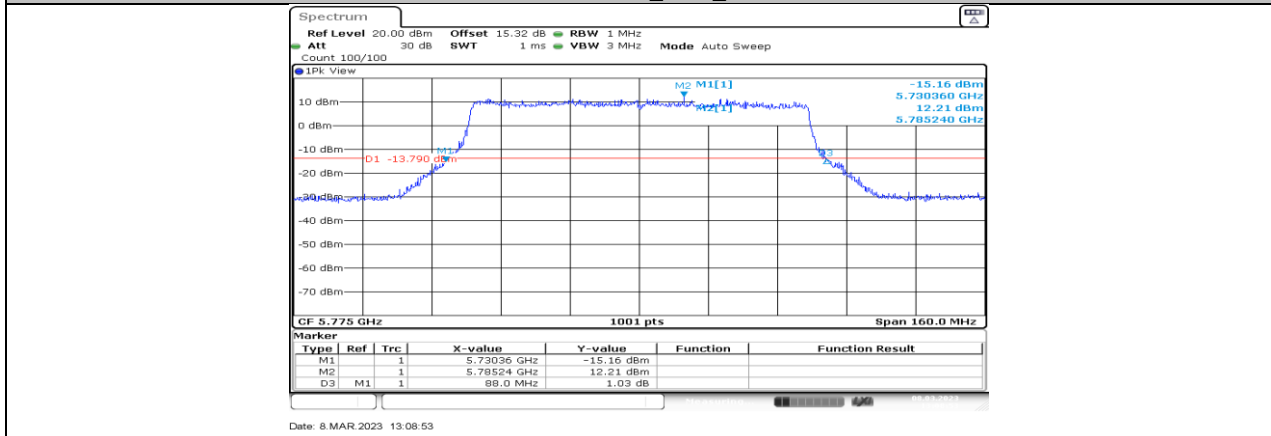
11AX80MIMO_Ant7_5210



11AX80MIMO_Ant1_5775



11AX80MIMO_Ant3_5775



11AX80MIMO_Ant5_5775

