

# Antenna Specification

Product Model: Deco BE75 (US) 1.0

Version: 1.0

Manufacturer: \_\_\_\_\_

Date: \_\_\_\_\_

Checked By: \_\_\_\_\_



**TP-Link Corporation Limited**  
Room 901, 9/F. , New East Ocean Centre,  
9 Science Museum Road, Tsim Sha Tsui,  
Kowloon, Hong Kong  
TEL: 00852-37585503  
<http://www.tp-link.com/en>


# Index

I. Antenna Distribution.....	3
II. Electrical Characteristics .....	4
III. Antenna Peak Gain.....	6
IV. Antenna Radiation Pattern .....	8

# I. Antenna Distribution

Deco BE75 (US) 1.0





## II. Electrical Characteristics

\*按天线编号分别单独列表给出。

Ant1	
Frequency	5925~7125MHz
Impedance	50Ohm
Antenna Type	Dipole
Antenna Gain	2.99dBi@5925~7125MHz
Radiation pattern	Omni-Directional

Ant2	
Frequency	2400 ~ 2500MHz & 5150 ~ 5850MHz
Impedance	50Ohm
Antenna Type	Dipole
Antenna Gain	1.97dBi@2400~2500MHz 2.98dBi@5150~5850MHz
Radiation pattern	Omni-Directional

Ant3	
Frequency	5925~7125MHz
Impedance	50Ohm
Antenna Type	Dipole
Antenna Gain	2.99dBi@5925~7125MHz
Radiation pattern	Omni-Directional

Ant4	
Frequency	5925~7125MHz

<b>Impedance</b>	50Ohm
<b>Antenna Type</b>	Dipole
<b>Antenna Gain</b>	2.91dBi@5925~7125MHz
<b>Radiation pattern</b>	Omni-Directional

<b>Ant5</b>	
<b>Frequency</b>	2400~2500 &5150~5850MHz
<b>Impedance</b>	50Ohm
<b>Antenna Type</b>	Dipole
<b>Antenna Gain</b>	1.98dBi@2400~2500MHz 2.97dBi@5150~5850MHz
<b>Radiation pattern</b>	Omni-Directional

<b>Ant6</b>	
<b>Frequency</b>	5925~7125MHz
<b>Impedance</b>	50Ohm
<b>Antenna Type</b>	Dipole
<b>Antenna Gain</b>	2.98dBi@5925~7125MHz
<b>Radiation pattern</b>	Omni-Directional

### III. Antenna Peak Gain

Ant1											
Frequency(MHz)	5925	5975	6025	6075	6125	6175	6225	6275	6325	6375	6425
Gain(dBi)	2.22	2.92	2.72	2.76	2.90	2.96	2.94	2.83	2.80	2.72	2.99
Frequency(MHz)	6475	6525	6575	6625	6675	6725	6775	6825	6875	6925	6975
Gain(dBi)	2.66	2.45	2.45	2.90	2.70	2.59	2.14	2.28	2.91	2.47	2.17
Frequency(MHz)	7025	7075	7125								
Gain(dBi)	2.84	2.76	2.25								

Ant2											
Frequency(MHz)	2400	2410	2420	2430	2440	2450	2460	2470	2480	2490	2500
Gain(dBi)	1.85	1.91	1.88	1.93	1.77	1.93	1.95	1.83	1.89	1.88	1.90
Frequency(MHz)	5150	5200	5250	5300	5350	5400	5450	5500	5550	5600	5650
Gain(dBi)	2.93	2.92	2.90	2.97	2.92	2.98	2.95	2.91	2.94	2.92	2.84
Frequency(MHz)	5700	5750	5800	5850							
Gain(dBi)	2.92	2.91	2.95	2.89							

Ant3											
Frequency(MHz)	5925	5975	6025	6075	6125	6175	6225	6275	6325	6375	6425
Gain(dBi)	2.65	2.60	2.42	2.60	1.91	2.04	2.08	2.20	2.72	2.68	2.82
Frequency(MHz)	6475	6525	6575	6625	6675	6725	6775	6825	6875	6925	6975
Gain(dBi)	2.62	2.41	2.30	2.36	2.65	2.86	2.99	2.79	2.78	2.24	2.27
Frequency(MHz)	7025	7075	7125								
Gain(dBi)	2.22	2.49	2.85								

Ant4											
Frequency(MHz)	5925	5975	6025	6075	6125	6175	6225	6275	6325	6375	6425
Gain(dBi)	2.79	2.48	2.24	2.03	2.41	2.86	2.27	2.27	2.31	2.02	2.38
Frequency(MHz)	6475	6525	6575	6625	6675	6725	6775	6825	6875	6925	6975
Gain(dBi)	2.62	2.77	2.14	2.42	2.76	2.80	2.91	2.68	2.56	2.15	2.84
Frequency(MHz)	7025	7075	7125								
Gain(dBi)	2.86	2.61	2.87								

Ant5											
Frequency(MHz)	2400	2410	2420	2430	2440	2450	2460	2470	2480	2490	2500
Gain(dBi)	1.92	1.90	1.98	1.91	1.90	1.84	1.88	1.92	1.93	1.89	1.95
Frequency(MHz)	5150	5200	5250	5300	5350	5400	5450	5500	5550	5600	5650
Gain(dBi)	2.89	2.94	2.89	2.88	2.92	2.93	2.97	2.84	2.91	2.90	2.88
Frequency(MHz)	5700	5750	5800	5850							
Gain(dBi)	2.85	2.81	2.94	2.85							

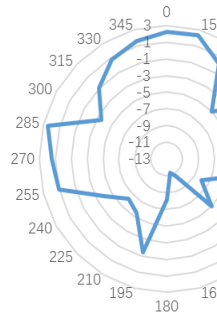
<b>Ant6</b>											
<b>Frequency(MHz)</b>	<b>5925</b>	<b>5975</b>	<b>6025</b>	<b>6075</b>	<b>6125</b>	<b>6175</b>	<b>6225</b>	<b>6275</b>	<b>6325</b>	<b>6375</b>	<b>6425</b>
<b>Gain(dBi)</b>	2.71	2.98	2.74	2.58	2.29	2.76	2.81	2.90	2.02	2.94	2.83
<b>Frequency(MHz)</b>	<b>6475</b>	<b>6525</b>	<b>6575</b>	<b>6625</b>	<b>6675</b>	<b>6725</b>	<b>6775</b>	<b>6825</b>	<b>6875</b>	<b>6925</b>	<b>6975</b>
<b>Gain(dBi)</b>	2.67	2.83	2.65	2.97	2.41	2.18	2.50	2.57	2.21	2.69	2.53
<b>Frequency(MHz)</b>	<b>7025</b>	<b>7075</b>	<b>7125</b>								
<b>Gain(dBi)</b>	2.38	2.66	2.68								



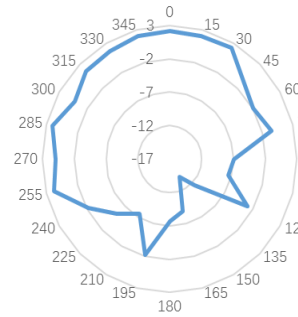
# Antenna Radiation Pattern

## Ant1

6225MHz

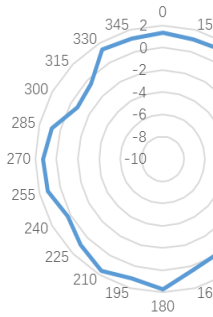


6825MHz

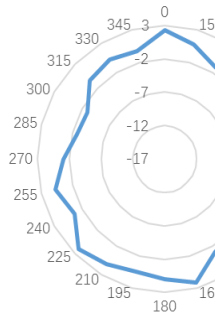


## Ant2

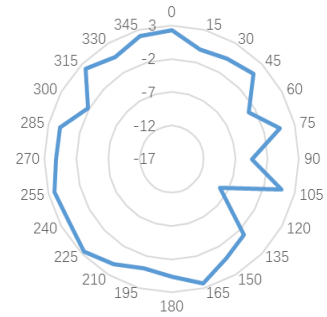
2440MHz



5200MHz

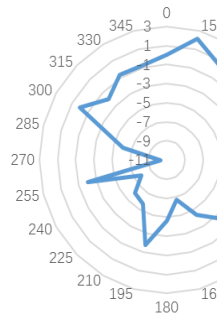


5750MHz

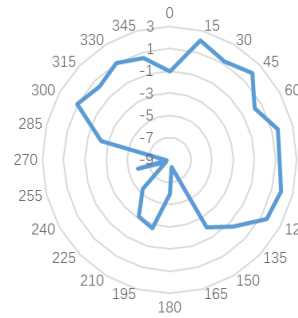


## Ant3

6225MHz

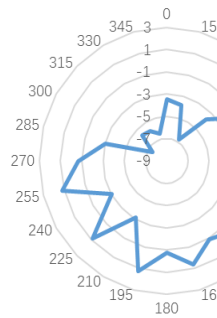


6825MHz

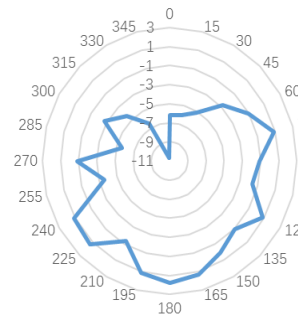


## Ant4

6225MHz



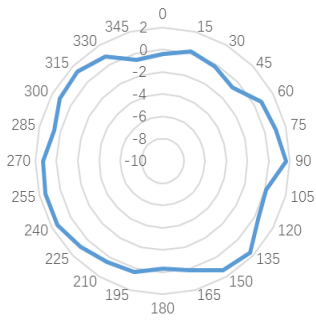
6825MHz



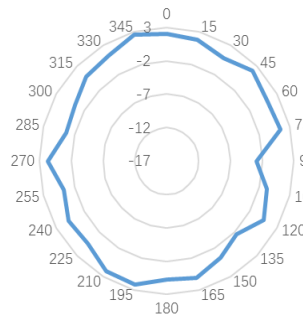


### Ant5

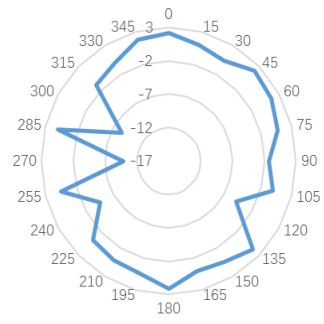
2440MHz



5200MHz

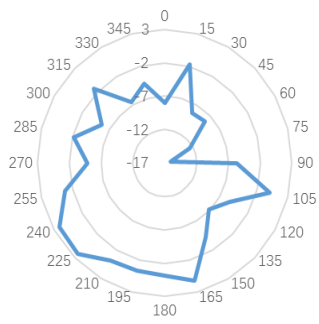


5750MHz



### Ant6

6225MHz



6825MHz

