

**CFR 47 FCC PART 15 SUBPART E
ISED RSS-247 ISSUE 3**

TEST REPORT

For

BE17000 Whole Home Mesh Wi-Fi 7 System

MODEL NUMBER: Deco BE75

REPORT NUMBER: 4790897082-RF-2

ISSUE DATE: September 4, 2023

FCC ID: 2AXJ4BE75

IC: 26583-BE75

Prepared for

**TP-Link Corporation Limited
Room 901, 9/F. , New East Ocean Centre, 9 Science Museum Road, Tsim Sha Tsui,
Kowloon, Hong Kong**

Prepared by

UL Verification Services (Guangzhou) Co., Ltd, Song Shan Lake Branch

Building 10, Innovation Technology Park, No. 1, Li Bin Road, Song Shan Lake Hi-Tech Development Zone Dongguan, 523808, People's Republic of China

Tel: +86 769 22038881

Fax: +86 769 33244054

Website: www.ul.com

Revision History

<u>Rev.</u>	<u>Issue Date</u>	<u>Revisions</u>	<u>Revised By</u>
V0	September 4, 2023	Initial Issue	

Summary of Test Results

Test Item	Clause	Limit/Requirement	Result
On Time And Duty Cycle	ANSI C63.10-2013, Clause 12.2	None; for reporting purposes only.	Pass
6db AND 26db EMISSION BANDWIDTH AND 99% OCCUPIED BANDWIDTH	KDB 789033 D02 v02r01 Section C.1	FCC Part 15.407 (a)/(e), RSS-247 ISSUE 3, Clause 6.2.1.2 RSS-Gen Clause 6.7	Pass
Conducted Output Power	KDB 789033 D02 v02r01 Section E.3.a (Method PM)	FCC 15.407 (a) RSS-247 Clause 6.2	Pass
Power Spectral Density	KDB 789033 D02 v02r01 Section F	FCC 15.407 (a) RSS-247 Clause 6.2	Pass
Ac Power Line Conducted Emission	ANSI C63.10-2013, Clause 6.2.	FCC 15.207 RSS-GEN Clause 8.8	Pass
Radiated Emissions And Band Edge Measurement	KDB 789033 D02 v02r01 Section G.3, G.4, G.5, and G.6	FCC 15.407 (b) FCC 15.209 FCC 15.205 RSS-247 Clause 6.2 RSS-GEN Clause 8.9	Pass
Frequency Stability	/	FCC 15.407 (g)	Pass
Dynamic Frequency Selection (Slave)	KDB 905462 D03 Client Without DFS New Rules v01r02	FCC Part 15.407 (h), RSS-247 ISSUE 3 Clause 6.3	Pass
Antenna Requirement	/	FCC 47 CFR Part 15.203/ 15.407(a)(1) (2), RSS-Gen Issue 5, Clause 6.8	Pass

*This test report is only published to and used by the applicant, and it is not for evidence purpose in China.

*The measurement result for the sample received is <Pass> according to <CFR 47 FCC PART 15 SUBPART E and ISED RSS-247 ISSUE 3> when <Simple Acceptance> decision rule is applied.

CONTENTS

1. ATTESTATION OF TEST RESULTS.....	6
2. TEST METHODOLOGY.....	7
3. FACILITIES AND ACCREDITATION.....	7
4. CALIBRATION AND UNCERTAINTY	8
4.1. <i>MEASURING INSTRUMENT CALIBRATION</i>	<i>8</i>
4.2. <i>MEASUREMENT UNCERTAINTY.....</i>	<i>8</i>
5. EQUIPMENT UNDER TEST	9
5.1. <i>DESCRIPTION OF EUT</i>	<i>9</i>
5.2. <i>CHANNEL LIST</i>	<i>9</i>
5.3. <i>TEST CHANNEL CONFIGURATION.....</i>	<i>11</i>
5.4. <i>THE WORSE CASE POWER SETTING PARAMETER.....</i>	<i>13</i>
5.5. <i>WORSE CASE CONFIGURATIONS.....</i>	<i>17</i>
5.6. <i>DESCRIPTION OF AVAILABLE ANTENNAS</i>	<i>18</i>
5.7. <i>SUPPORT UNITS FOR SYSTEM TEST</i>	<i>20</i>
6. MEASURING EQUIPMENT AND SOFTWARE USED.....	21
7. ANTENNA PORT TEST RESULTS	23
7.1. <i>ON TIME AND DUTY CYCLE.....</i>	<i>23</i>
7.2. <i>6DB AND 26DB EMISSION BANDWIDTH AND 99% OCCUPIED BANDWIDTH ...</i>	<i>24</i>
7.3. <i>CONDUCTED OUTPUT POWER</i>	<i>26</i>
7.4. <i>POWER SPECTRAL DENSITY</i>	<i>29</i>
7.5. <i>FREQUENCY STABILITY.....</i>	<i>31</i>
8. RADIATED TEST RESULTS.....	33
8.1. <i>RESTRICTED BANDEDGE</i>	<i>43</i>
8.2. <i>SPURIOUS EMISSIONS (1 GHZ ~ 7 GHZ)</i>	<i>134</i>
8.3. <i>SPURIOUS EMISSIONS (7 GHZ ~ 18 GHZ)</i>	<i>160</i>
8.4. <i>SPURIOUS EMISSIONS (9 KHZ ~ 30 MHZ).....</i>	<i>312</i>
8.5. <i>SPURIOUS EMISSIONS (18 GHZ ~ 26 GHZ)</i>	<i>315</i>
8.6. <i>SPURIOUS EMISSIONS (26 GHZ ~ 40 GHZ)</i>	<i>317</i>
8.7. <i>SPURIOUS EMISSIONS (30 MHZ ~ 1 GHZ)</i>	<i>319</i>
8.8. <i>SPURIOUS EMISSIONS FOR SIMULTANEOUS TRANSMISSION</i>	<i>321</i>
9. AC POWER LINE CONDUCTED EMISSION	325

10.	ANTENNA REQUIREMENT	328
11.	TEST DATA.....	329
11.1.	<i>APPENDIX A: EMISSION BANDWIDTH.....</i>	<i>329</i>
11.1.1.	Test Result.....	329
11.1.2.	Test Graphs	333
11.2.	<i>APPENDIX B: OCCUPIED CHANNEL BANDWIDTH.....</i>	<i>384</i>
11.2.1.	Test Result.....	384
11.2.2.	Test Graphs	388
11.3.	<i>APPENDIX C: MIN EMISSION BANDWIDTH</i>	<i>439</i>
11.3.1.	Test Result.....	439
11.3.2.	Test Graphs	441
11.4.	<i>APPENDIX D: MAXIMUM AVERAGE CONDUCTED OUTPUT POWER.....</i>	<i>458</i>
11.4.1.	FCC CDD Mode Test Result	458
11.4.2.	FCC CDD Mode Test Graphs	461
11.4.3.	ISED CDD Mode Test Result	475
11.4.4.	FCC Tx beamforming Mode Test Result	478
11.4.5.	ISED Tx beamforming Mode Test Result	480
11.5.	<i>APPENDIX E: MAXIMUM POWER SPECTRAL DENSITY</i>	<i>482</i>
11.5.1.	Test Result.....	482
11.5.2.	Test Graphs	487
11.6.	<i>APPENDIX F: FREQUENCY STABILITY.....</i>	<i>545</i>
11.6.1.	Test Result.....	545
11.7.	<i>APPENDIX G: DUTY CYCLE.....</i>	<i>546</i>
11.7.1.	Test Result.....	546
11.7.2.	Test Graphs	547

1. ATTESTATION OF TEST RESULTS

Applicant Information

Company Name: TP-Link Corporation Limited
Address: Room 901, 9/F. , New East Ocean Centre, 9 Science Museum Road, Tsim Sha Tsui, Kowloon, Hong Kong

Manufacturer Information


Company Name: TP-Link Corporation Limited
Address: Room 901, 9/F. , New East Ocean Centre, 9 Science Museum Road, Tsim Sha Tsui, Kowloon, Hong Kong

EUT Information

EUT Name: BE17000 Whole Home Mesh Wi-Fi 7 System
Model: Deco BE75
Sample Received Date: June 19, 2023
Sample ID: 6198157
Date of Tested: August 7, 2023 to September 4, 2023

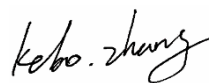
APPLICABLE STANDARDS	
STANDARD	TEST RESULTS
CFR 47 FCC PART 15 SUBPART E ISED RSS-247 ISSUE 3	Pass

Prepared By:



Denny Huang
Senior Project Engineer

Checked By:



Kebo Zhang
Senior Project Engineer

Approved By:



Stephen Guo
Operations Manager

2. TEST METHODOLOGY

All tests were performed in accordance with the standard CFR 47 FCC PART 15 SUBPART E ISED RSS-247 ISSUE 3, ANSI C63.10-2013, CFR 47 FCC Part 2, KDB 789033 D02 v02r01, RSS-GEN Issue 5, KDB414788 D01 Radiated Test Site v01, KDB 662911 D01 Multiple Transmitter Output v02r01.

3. FACILITIES AND ACCREDITATION

<p>Accreditation Certificate</p>	<p>A2LA (Certificate No.: 4102.01) UL Verification Services (Guangzhou) Co., Ltd. Song Shan Lake Branch. has been assessed and proved to be in compliance with A2LA.</p> <p>FCC (FCC Designation No.: CN1187) UL Verification Services (Guangzhou) Co., Ltd. Song Shan Lake Branch. Has been recognized to perform compliance testing on equipment subject to the Commission's Declaration of Conformity (DoC) and Certification rules</p> <p>ISED (Company No.: 21320) UL Verification Services (Guangzhou) Co., Ltd. Song Shan Lake Branch. has been registered and fully described in a report filed with ISED. The Company Number is 21320 and the test lab Conformity Assessment Body Identifier (CABID) is CN0046.</p> <p>VCCI (Registration No.: G-20019, R-20004, C-20012 and T-20011) UL Verification Services (Guangzhou) Co., Ltd. Song Shan Lake Branch. has been assessed and proved to be in compliance with VCCI, the Membership No. is 3793. Facility Name: Chamber D, the VCCI registration No. is G-20019 and R-20004 Shielding Room B , the VCCI registration No. is C-20012 and T-20011</p>
----------------------------------	------------------------------------------------------------------------------------------------------------------------------------------------------------------------------------------------------------------------------------------------------------------------------------------------------------------------------------------------------------------------------------------------------------------------------------------------------------------------------------------------------------------------------------------------------------------------------------------------------------------------------------------------------------------------------------------------------------------------------------------------------------------------------------------------------------------------------------------------------------------------------------------------------------------------------------------------------------------------------------------------------------------------------------------------------------------------------------------------------------------------------------------------------------------------------------------------------------------------------------------------------

Note 1:

All tests measurement facilities use to collect the measurement data are located at Building 10, Innovation Technology Park, No. 1, Li Bin Road, Song Shan Lake Hi-Tech Development Zone Dongguan, 523808, People’s Republic of China.

Note 2:

The test anechoic chamber in UL Verification Services (Guangzhou) Co., Ltd. Song Shan Lake Branch had been calibrated and compared to the open field sites and the test anechoic chamber is shown to be equivalent to or worst case from the open field site.

Note 3:

For below 30 MHz, lab had performed measurements at test anechoic chamber and comparing to measurements obtained on an open field site. And these measurements below 30 MHz had been correlated to measurements performed on an OFS.

4. CALIBRATION AND UNCERTAINTY

4.1. MEASURING INSTRUMENT CALIBRATION

The measuring equipment utilized to perform the tests documented in this report has been calibrated in accordance with the manufacturer's recommendations and is traceable to recognized national standards.

4.2. MEASUREMENT UNCERTAINTY

Where relevant, the following measurement uncertainty levels have been estimated for tests performed on the apparatus:

Test Item	Uncertainty
Conduction emission	3.62 dB
Radiated Emission (Included Fundamental Emission) (9 kHz ~ 30 MHz)	2.2 dB
Radiated Emission (Included Fundamental Emission) (30 MHz ~ 1 GHz)	4.00 dB
Radiated Emission (Included Fundamental Emission) (1 GHz to 40 GHz)	5.78 dB (1 GHz ~ 18 GHz)
	5.23 dB (18 GHz ~ 26 GHz)
	5.37 dB (26 GHz ~ 40 GHz)
Duty Cycle	±0.028%
Emission Bandwidth and 99% Occupied Bandwidth	±0.0196%
Maximum Conducted Output Power	±0.766 dB
Maximum Power Spectral Density Level	±1.22 dB
Frequency Stability	±2.76%
Conducted Band-edge Compliance	±1.328 dB
Conducted Unwanted Emissions In Non-restricted Frequency Bands	±0.746 dB (9 kHz ~ 1 GHz)
	±1.328dB (1 GHz ~ 26 GHz)
Note: This uncertainty represents an expanded uncertainty expressed at approximately the 95% confidence level using a coverage factor of k=2.	

5. EQUIPMENT UNDER TEST

5.1. DESCRIPTION OF EUT

EUT Name:	BE17000 Whole Home Mesh Wi-Fi 7 System
Model:	Deco BE75
Frequency Range:	5180 MHz to 5240 MHz (U-NII-1) 5260 MHz to 5320 MHz (U-NII-2A) 5500 MHz to 5700 MHz (U-NII-2C) 5745 MHz to 5825 MHz (U-NII-3)
Type of Modulation:	IEEE 802.11a: OFDM (64QAM, 16QAM, QPSK, BPSK) IEEE 802.11n: OFDM (64QAM, 16QAM, QPSK, BPSK) IEEE 802.11ac: OFDM (256QAM, 64QAM, 16QAM, QPSK, BPSK) IEEE 802.11ax: OFDMA (1024QAM, 256QAM, 64QAM, 16QAM, QPSK, BPSK) IEEE 802.11be: OFDMA (4096QAM, 1024QAM, 256QAM, 64QAM, 16QAM, QPSK, BPSK)
Radio Technology:	IEEE802.11a/n HT20/n HT40/ ac VHT20/ac VHT40/ac VHT80/ac VHT160/ ax HE20/ax HE40/ax HE80/ax HE160/ be EHT20/be EHT40/be EHT80/be EHT160/be EHT240
Normal Test Voltage:	DC 12 V via adapter
Software Version:	20230512 Rel. 46407

5.2. CHANNEL LIST

UNII-1 (For Bandwidth=20MHz)		UNII-1 (For Bandwidth=40MHz)		UNII-1 (For Bandwidth=80MHz)	
Channel	Frequency (MHz)	Channel	Frequency (MHz)	Channel	Frequency (MHz)
36	5180	38	5190	42	5210
40	5200	46	5230		
44	5220				
48	5240				

UNII-2A (For Bandwidth = 20 MHz)		UNII-2A (For Bandwidth = 40 MHz)		UNII-2A (For Bandwidth = 80 MHz)	
Channel	Frequency (MHz)	Channel	Frequency (MHz)	Channel	Frequency (MHz)
52	5260	54	5270	58	5290
56	5280	62	5310		
60	5300				
64	5320				

UNII-2A (For Bandwidth=160 MHz)	
Channel	Frequency (MHz)
50	5250

UNII-2C (For Bandwidth=20MHz)		UNII-2C (For Bandwidth=40MHz)		UNII-2C (For Bandwidth=80MHz)	
Channel	Frequency (MHz)	Channel	Frequency (MHz)	Channel	Frequency (MHz)
100	5500	102	5510	106	5530
104	5520	110	5550	122	5610
108	5540	118	5590	/	/
112	5560	126	5630		
116	5580	134	5670		
120	5600	/	/		
124	5620				
128	5640				
132	5660				
136	5680				
140	5700				
/	/				

UNII-2C (For Bandwidth=160 MHz)	
Channel	Frequency (MHz)
114	5570

UNII-2C (For Bandwidth=240 MHz)	
Channel	Frequency (MHz)
130	5610

UNII-3 (For Bandwidth=20MHz)		UNII-3 (For Bandwidth=40MHz)		UNII-3 (For Bandwidth=80MHz)	
Channel	Frequency (MHz)	Channel	Frequency (MHz)	Channel	Frequency (MHz)
149	5745	151	5755	155	5775
153	5765	159	5795		
157	5785				
161	5805				
165	5825				

UNII-3 (For Bandwidth=240 MHz)	
Channel	Frequency (MHz)
130	5610

Straddle Test Channel Configuration		
IEEE Std.	Test Channel Number	Frequency
802.11a	CH 144	5720 MHz
802.11ax HE20	CH 144	5720 MHz
802.11be EHT20	CH 144	5720 MHz
802.11ax HE40	CH 142	5710 MHz
802.11be EHT40	CH 142	5710 MHz
802.11ax HE80	CH 138	5690 MHz
802.11be EHT80	CH 138	5690 MHz
802.11ax HE160	CH 50	5250 MHz
802.11be EHT160	CH 50	5250 MHz
802.11be EHT240	CH 130	5610 MHz

5.3. TEST CHANNEL CONFIGURATION

UNII-1 Test Channel Configuration		
IEEE Std.	Test Channel Number	Frequency
802.11a	CH 36(Low Channel), CH 40(MID Channel), CH 48(High Channel)	5180 MHz, 5200 MHz, 5240 MHz
802.11ax HE20	CH 36(Low Channel), CH 40(MID Channel), CH 48(High Channel)	5180 MHz, 5200 MHz, 5240 MHz
802.11ax HE40	CH 38(Low Channel), CH 46(High Channel)	5190 MHz, 5230 MHz
802.11ax HE80	CH 42(Low Channel)	5210 MHz
802.11be EHT20	CH 36(Low Channel), CH 40(MID Channel), CH 48(High Channel)	5180 MHz, 5200 MHz, 5240 MHz
802.11be EHT40	CH 38(Low Channel), CH 46(High Channel)	5190 MHz, 5230 MHz
802.11be EHT80	CH 42(Low Channel)	5210 MHz

UNII-2A Test Channel Configuration		
IEEE Std.	Test Channel Number	Frequency
802.11ax HE160	CH 50(Low Channel)	5250 MHz
802.11be EHT160	CH 50(Low Channel)	5250 MHz

UNII-2C Test Channel Configuration		
IEEE Std.	Test Channel Number	Frequency
802.11a	CH 100(Low Channel), CH 116(MID Channel), CH 140(High Channel)	5500 MHz, 5580 MHz, 5700 MHz
802.11ax HE20	CH 100(Low Channel), CH 116(MID Channel), CH 140(High Channel)	5500 MHz, 5580 MHz, 5700 MHz
802.11ax HE40	CH 102(Low Channel), CH 110(MID Channel), CH 134(High Channel)	5510 MHz, 5550 MHz, 5670 MHz
802.11ax HE80	CH 102(Low Channel), CH 122(High Channel)	5530 MHz, 5610 MHz
802.11ax HE160	CH 114(Low Channel)	5570 MHz
802.11be EHT20	CH 100(Low Channel), CH 116(MID Channel), CH 140(High Channel)	5500 MHz, 5580 MHz, 5700 MHz
802.11be EHT40	CH 102(Low Channel), CH 110(MID Channel), CH 134(High Channel)	5510 MHz, 5550 MHz, 5670 MHz
802.11be EHT80	CH 102(Low Channel), CH 122(High Channel)	5530 MHz, 5610 MHz
802.11be EHT160	CH 114(Low Channel)	5570 MHz
802.11be EHT240	CH 130	5610 MHz

UNII-3 Test Channel Configuration		
IEEE Std.	Test Channel Number	Frequency
802.11a	CH 149(Low Channel), CH 157(MID Channel), CH 165(High Channel)	5745 MHz, 5785 MHz, 5825 MHz
802.11ax HE20	CH 149(Low Channel), CH 157(MID Channel), CH 165(High Channel)	5745 MHz, 5785 MHz, 5825 MHz
802.11ax HE40	CH 151(Low Channel), CH 159(High Channel)	5755MHz, 5795MHz
802.11ax HE80	CH 155(Low Channel)	5775 MHz
802.11be EHT20	CH 149(Low Channel), CH 157(MID Channel), CH 165(High Channel)	5745 MHz, 5785 MHz, 5825 MHz
802.11be EHT40	CH 151(Low Channel), CH 159(High Channel)	5755MHz, 5795MHz
802.11be EHT80	CH 155(Low Channel)	5775 MHz

Straddle Test Channel Configuration		
IEEE Std.	Test Channel Number	Frequency
802.11ax HE160	CH 50	5250 MHz
802.11be EHT160	CH 50	5250 MHz
802.11be EHT240	CH 130	5610 MHz
802.11a	CH 144	5720 MHz
802.11ax HE20	CH 144	5720 MHz
802.11be EHT20	CH 144	5720 MHz
802.11ax HE40	CH 142	5710 MHz
802.11be EHT40	CH 142	5710 MHz
802.11ax HE80	CH 138	5690 MHz
802.11be EHT80	CH 138	5690 MHz

5.4. THE WORSE CASE POWER SETTING PARAMETER

The Worse Case Power Setting Parameter			
Test Software	QSPR		
UNII-1			
Mode	Rate	Channel	Soft set value
			ANT 1 ~ ANT 2
11a	6M	36	23
		40	24.5
		48	24.5
11n HT20	MCS0	36	Cover by 802.11ac VHT20
		40	
		48	
11n HT40	MCS0	38	Cover by 802.11ac VHT40
		46	
11ac VHT20	MCS0	36	22
		40	25
		48	25
11ac VHT40	MCS0	38	21.5
		46	23.5
11ac VHT80	MCS0	42	20.5
11ac VHT160	MCS0	50	20
11ax HE20	MCS0	36	Cover by 802.11be EHT20
		40	
		48	
11ax HE40	MCS0	38	Cover by 802.11be EHT40
		46	
11ax HE80	MCS0	42	Cover by 802.11be EHT80
11be EHT160	MCS0	50	Cover by 802.11be EHT160
11be EHT20	MCS0	36	22
		40	24.5
		48	25
11be EHT40	MCS0	38	22
		46	23
11be EHT80	MCS0	42	20
11be EHT160	MCS0	50	20

UNII-2A

Mode	Rate	Channel	Soft set value
			ANT 1 ~ ANT 2
11a	6M	52	18
		56	17.5
		64	17
11n HT20	MCS0	52	Cover by 802.11ac VHT20
		56	
		64	
11n HT40	MCS0	54	Cover by 802.11ac VHT40
		62	
11ac VHT20	MCS0	52	19
		56	18.5
		64	17.5
11ac VHT40	MCS0	54	19.5
		62	18.5
11ac VHT80	MCS0	58	19.5
11ac VHT160	MCS0	50	20
11ax HE20	MCS0	52	Cover by 802.11be EHT20
		56	
		64	
11ax HE40	MCS0	54	Cover by 802.11be EHT40
		62	
11ax HE80	MCS0	58	Cover by 802.11be EHT80
11ax HE160	MCS0	50	Cover by 802.11be EHT160
11be EHT20	MCS0	52	18.5
		56	17.5
		64	17.5
11be EHT40	MCS0	54	19.5
		62	18.5
11be EHT80	MCS0	58	19
11be EHT160	MCS0	50	20

UNII-2C

Mode	Rate	Channel	Soft set value
			ANT 1 ~ ANT 2
11a	6M	100	17
		116	17
		140	17
		144	17
11n HT20	MCS0	100	Cover by 802.11ac VHT20
		116	
		140	
11n HT40	MCS0	102	Cover by 802.11ac VHT40
		118	
		134	
11ac VHT20	MCS0	100	18.5
		116	18.5
		140	18.5
		144	18.5
11ac VHT40	MCS0	102	19
		118	19.5
		134	20.5
		142	20.5
11ac VHT80	MCS0	106	20.5
		122	20.5
		138	21.5
11ac VHT160	MCS0	114	18
11ax HE20	MCS0	100	Cover by 802.11be EHT20
		116	
		140	
11ax HE40	MCS0	102	Cover by 802.11be EHT40
		118	
		134	
11ax HE80	MCS0	106	Cover by 802.11be EHT80
		122	
11ax HE160	MCS0	114	Cover by 802.11be EHT160
11be EHT20	MCS0	100	17.5
		116	17.5
		140	17.5
11be EHT40	MCS0	102	19.5
		118	19.5
		134	20.5
11be EHT80	MCS0	106	19
		122	20
11be EHT160	MCS0	114	18.5
11be EHT240	MCS0	130	14

UNII-3

Mode	Rate	Channel	Soft set value
			ANT 1 ~ ANT 2
11a	6M	149	24
		157	24
		165	24
		144	17
11n HT20	MCS0	149	Cover by 802.11ac VHT20
		157	
		165	
11n HT40	MCS0	151	Cover by 802.11ac VHT40
		159	
11ac VHT20	MCS0	149	24
		157	24
		165	23
		144	18.5
11ac VHT40	MCS0	151	22
		159	23
		142	20.5
11ac VHT80	MCS0	155	21.5
		138	21.5
11ax HE20	MCS0	149	Cover by 802.11be EHT20
		157	
		165	
11ax HE40	MCS0	151	Cover by 802.11be EHT40
		159	
11ax HE80	MCS0	155	Cover by 802.11be EHT80
11be EHT20	MCS0	149	24
		157	23.5
		165	22.5
11be EHT40	MCS0	151	22.5
		159	22.5
11be EHT80	MCS0	155	21.5
11be EHT240	MCS0	130	14

5.5. WORSE CASE CONFIGURATIONS

The EUT was tested in the following configuration(s):

Controlled in test mode using a software application on the EUT supplied by customer. The application was used to enable a continuous transmission and to select the mode, test channels, bandwidth, data rates as required.

Worst case Data Rates declared by the customer:

- 802.11a 20 CDD mode : 6 Mbps
- 802.11n HT20 CDD/Tx beamforming mode : MCS0
- 802.11n HT40 CDD/Tx beamforming mode : MCS0
- 802.11ac VHT20 CDD/Tx beamforming mode : MCS0
- 802.11ac VHT40 CDD/Tx beamforming mode : MCS0
- 802.11ac VHT80 CDD/Tx beamforming mode : MCS0
- 802.11ac VHT160 CDD/Tx beamforming mode : MCS0
- 802.11ax HE20 CDD/Tx beamforming mode : MCS0
- 802.11ax HE40 CDD/Tx beamforming mode : MCS0
- 802.11ax HE80 CDD/Tx beamforming mode : MCS0
- 802.11ax HE160 CDD/Tx beamforming mode : MCS0
- 802.11be EHT20 CDD/Tx beamforming mode : MCS0
- 802.11be EHT40 CDD/Tx beamforming mode : MCS0
- 802.11be EHT80 CDD/Tx beamforming mode : MCS0
- 802.11be EHT160 CDD/Tx beamforming mode : MCS0
- 802.11be EHT240 CDD/Tx beamforming mode : MCS0

802.11n HT20/HT40 and 802.11ac VHT20/VHT40 were performed on the worst case (802.11ac VHT20/VHT40) mode and only the worst data was recorded in this report.

802.11ax HE20/HE40/HE80/HE160 and 802.11be EHT20/be EHT40/be EHT80/be EHT160 were performed on the worst case (802.11be EHT20/be EHT40/be EHT80/be EHT160) mode and only the worst data was recorded in this report.

The EUT has 2 separate antennas which correspond to 2 separate antenna ports. Core 1, Core 2 correspond to antenna 1, antenna 2 respectively and they support WLAN 2.4 GHz and 5 GHz.

The measured additional path loss was included in any path loss calculations for all RF cable used during tested.

The EUT not support partial Rus and channel puncturing mode.

The EUT support CDD and Tx beamforming mode except 802.11a (support CDD mode only), all the modes had been tested, but only the worst data was recorded in the report.

Simultaneously Transmission Conditions:

Support Technology			Support (YES/NO)
WLAN (2.4 GHz)	WLAN (5 GHz)	WLAN (6 GHz)	YES

Note: The emission of the simultaneous operation has been evaluated and no non-compliance was found.

5.6. DESCRIPTION OF AVAILABLE ANTENNAS

Antenna	Frequency (MHz)	Antenna Type	Maximum Antenna Gain (dBi)
5	5150-5825	Dipole Antenna	3
6	5150-5825	Dipole Antenna	3

The EUT support Cyclic Shift Diversity (CDD) mode.

MIMO output power port and MIMO PSD port summing were performed in accordance with KDB 662911 D01. For the CDD results the Directional Gain was calculated in accordance with the following method.

For output power measurements:

Directional gain= $G_{ANT} + \text{Array Gain} = 3 \text{ dBi}$

G_{ANT} : equal to the gain of the antenna having the highest gain

Array Gain = 0 dB (i.e., no array gain) for $N_{ANT} \leq 4$

For power spectral density (PSD) measurements:

Directional gain= $G_{ANT} + \text{Array Gain} = 6.01 \text{ dBi}$

Array Gain = $10 \log(N_{ANT}/N_{SS}) \text{ dB}$.

N_{ANT} : number of transmit antennas

N_{SS} : number of spatial streams, The worst case directional gain will occur when $N_{SS} = 1$

The EUT support Tx beamforming mode.

MIMO output power port and MIMO PSD port summing were performed in accordance with KDB 662911 D01. For the Tx beamforming results the Directional Gain was calculated in accordance with the following method.

For output power measurements:

Directional gain= $G_{ANT} + \text{Array Gain} = 6.01 \text{ dBi}$

G_{ANT} : equal to the gain of the antenna having the highest gain

Array Gain = 0 dB (i.e., no array gain) for $N_{ANT} \leq 4$

For power spectral density (PSD) measurements:

Directional gain= $G_{ANT} + \text{Array Gain} = 6.01 \text{ dBi}$

Array Gain = $10 \log(N_{ANT}/N_{SS}) \text{ dB}$.

N_{ANT} : number of transmit antennas

N_{SS} : number of spatial streams, The worst case directional gain will occur when $N_{SS} = 1$

IEE Std. 802.11	Transmit and Receive Mode	Description
802.11a	<input checked="" type="checkbox"/> 2TX, 2RX	ANT 1 and ANT 2 can be used as transmitting/receiving antenna.
802.11n HT20	<input checked="" type="checkbox"/> 2TX, 2RX	ANT 1 and ANT 2 can be used as transmitting/receiving antenna.
802.11n HT40	<input checked="" type="checkbox"/> 2TX, 2RX	ANT 1 and ANT 2 can be used as transmitting/receiving antenna.
802.11ac VHT20	<input checked="" type="checkbox"/> 2TX, 2RX	ANT 1 and ANT 2 can be used as transmitting/receiving antenna.
802.11ac VHT40	<input checked="" type="checkbox"/> 2TX, 2RX	ANT 1 and ANT 2 can be used as transmitting/receiving antenna.
802.11ac VHT80	<input checked="" type="checkbox"/> 2TX, 2RX	ANT 1 and ANT 2 can be used as transmitting/receiving antenna.
802.11ax HE20	<input checked="" type="checkbox"/> 2TX, 2RX	ANT 1 and ANT 2 can be used as transmitting/receiving antenna.
802.11ax HE40	<input checked="" type="checkbox"/> 2TX, 2RX	ANT 1 and ANT 2 can be used as transmitting/receiving antenna.
802.11ax HE80	<input checked="" type="checkbox"/> 2TX, 2RX	ANT 1 and ANT 2 can be used as transmitting/receiving antenna.
802.11ax HE160	<input checked="" type="checkbox"/> 2TX, 2RX	ANT 1 and ANT 2 can be used as transmitting/receiving antenna.
802.11be EHT20	<input checked="" type="checkbox"/> 2TX, 2RX	ANT 1 and ANT 2 can be used as transmitting/receiving antenna.
802.11be EHT40	<input checked="" type="checkbox"/> 2TX, 2RX	ANT 1 and ANT 2 can be used as transmitting/receiving antenna.
802.11be EHT80	<input checked="" type="checkbox"/> 2TX, 2RX	ANT 1 and ANT 2 can be used as transmitting/receiving antenna.
802.11be EHT160	<input checked="" type="checkbox"/> 2TX, 2RX	ANT 1 and ANT 2 can be used as transmitting/receiving antenna.
802.11be EHT240	<input checked="" type="checkbox"/> 2TX, 2RX	ANT 1 and ANT 2 can be used as transmitting/receiving antenna.

Note: The value of the antenna gain was declared by customer.

5.7. SUPPORT UNITS FOR SYSTEM TEST

SUPPORT EQUIPMENT

Item	Equipment	Brand Name	Model Name	Remarks
1	Laptop	ThinkPad	X230i	/

I/O CABLES

Cable No	Port	Connector Type	Cable Type	Cable Length(m)	Remarks
1	LAN1	RJ45	Unshielded	1.0 m	/
2	LAN2	RJ45	Unshielded	1.0 m	/
3	LAN3	RJ45	Unshielded	1.0 m	/
4	LAN4	RJ45	Unshielded	1.0 m	/
5	SFP+	RJ45	Unshielded	1.0 m	/
6	USB	USB 3.0	Unshielded	1.0 m	/
7	Power	DC	Unshielded	1.0 m	/

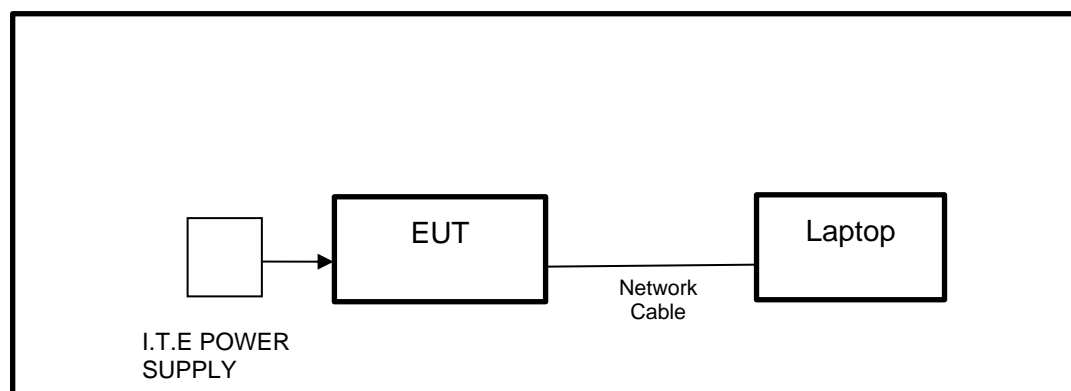
ACCESSORIES

Item	Accessory	Brand Name	Model Name	Description
1	I.T.E POWER SUPPLY	tp-link	T120330-2B4	Input: AC 100-240 V, 50 / 60 Hz, 1.0 A Output: DC 12.0 V, 3.3 A

TEST SETUP

The EUT can work in engineering mode with a software through a laptop.

SETUP DIAGRAM FOR TESTS



6. MEASURING EQUIPMENT AND SOFTWARE USED

R&S TS 8997 Test System					
Equipment	Manufacturer	Model No.	Serial No.	Last Cal.	Due. Date
Power sensor, Power Meter	R&S	OSP120	100921	Mar.31,2023	Mar.30,2024
Vector Signal Generator	R&S	SMBV100A	261637	Oct.17, 2022	Oct.16, 2023
Signal Generator	R&S	SMB100A	178553	Oct.17, 2022	Oct.16, 2023
Signal Analyzer	R&S	FSV40	101118	Oct.17, 2022	Oct.16, 2023
Software					
Description	Manufacturer	Name		Version	
For R&S TS 8997 Test System	Rohde & Schwarz	EMC 32		10.60.10	
Tonsend RF Test System					
Equipment	Manufacturer	Model No.	Serial No.	Last Cal.	Due. Date
PXA Signal Analyzer	Keysight	N9030A	MY55410512	Oct.17, 2022	Oct.16, 2023
MXG Vector Signal Generator	Keysight	N5182B	MY56200284	Oct.17, 2022	Oct.16, 2023
MXG Vector Signal Generator	Keysight	N5172B	MY56200301	Oct.17, 2022	Oct.16, 2023
Attenuator	Aglient	8495B	2814a12853	Oct.18, 2022	Oct.17, 2023
RF Control Unit	Tonscend	JS0806-2	23B80620666	April 18,2023	April 17,2024
Software					
Description	Manufacturer	Name		Version	
Tonsend SRD Test System	Tonsend	JS1120-3 RF Test System		V3.2.22	

Conducted Emissions					
Equipment	Manufacturer	Model No.	Serial No.	Last Cal.	Due Date
EMI Test Receiver	R&S	ESR3	101961	Oct.17, 2022	Oct.16, 2023
Two-Line V-Network	R&S	ENV216	101983	Oct.17, 2022	Oct.16, 2023
Software					
Description	Manufacturer	Name		Version	
Test Software for Conducted Emissions	Farad	EZ-EMC		Ver. UL-3A1	

Radiated Emissions					
Equipment	Manufacturer	Model No.	Serial No.	Last Cal.	Due Date
MXE EMI Receiver	KESIGHT	N9038A	MY56400036	Oct.17, 2022	Oct.16, 2023
Hybrid Log Periodic Antenna	TDK	HLP-3003C	130959	Aug.02, 2021	Aug.01, 2024
Preamplifier	HP	8447D	2944A09099	Oct.17, 2022	Oct.16, 2023
EMI Measurement Receiver	R&S	ESR26	101377	Oct.17, 2022	Oct.16, 2023
Horn Antenna	TDK	HRN-0118	130940	July 20, 2021	July 19, 2024
Preamplifier	TDK	PA-02-0118	TRS-305-00067	Oct.17, 2022	Oct.16, 2023
Horn Antenna	Schwarzbeck	BBHA9170	697	July 20, 2021	July 19, 2024
Preamplifier	TDK	PA-02-2	TRS-307-00003	Oct.17, 2022	Oct.16, 2023
Preamplifier	TDK	PA-02-3	TRS-308-00002	Oct.17, 2022	Oct.16, 2023
Loop antenna	Schwarzbeck	1519B	00008	Dec.14, 2021	Dec.13, 2024
Preamplifier	TDK	PA-02-001-3000	TRS-302-00050	Oct.17, 2022	Oct.16, 2023
Highpass Filter	Wainwright	WHKX10-5850-6500-1800-40SS	4	Dec.01,2022	Nov.30,2023
Band Reject Filter	Wainwright	WRCJV12-5695-5725-5850-5880-40SS	4	Dec.01,2022	Nov.30,2023
Band Reject Filter	Wainwright	WRCJV20-5120-5150-5350-5380-60SS	2	Dec.01,2022	Nov.30,2023
Band Reject Filter	Wainwright	WRCJV20-5440-5470-5725-5755-60SS	1	Dec.01,2022	Nov.30,2023
Software					
Description			Manufacturer	Name	Version
Test Software for Radiated Emissions			Farad	EZ-EMC	Ver. UL-3A1

7. ANTENNA PORT TEST RESULTS

7.1. ON TIME AND DUTY CYCLE

LIMITS

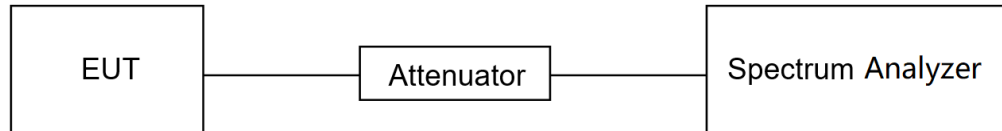
None; for reporting purposes only.

TEST PROCEDURE

Refer to KDB 789033 D02 General U-NII Test Procedures New Rules v02r01 section II.B.

The zero-span mode on a spectrum analyzer or EMI receiver, if the response time and spacing between bins on the sweep are sufficient to permit accurate measurements of the on and off times of the transmitted signal. Set the center frequency of the instrument to the center frequency of the transmission. Set RBW \geq EBW if possible; otherwise, set RBW to the largest available value. Set VBW \geq RBW. Set detector = peak or average. The zero-span measurement method shall not be used unless both RBW and VBW are $> 50/T$, where T is defined in II.B.1.a), and the number of sweep points across duration T exceeds 100. (For example, if VBW and/or RBW are limited to 3 MHz, then the zero-span method of measuring duty cycle shall not be used if $T \leq 16.7$ microseconds.)

TEST SETUP



TEST ENVIRONMENT

Temperature	26.0 °C	Relative Humidity	56.2%
Atmosphere Pressure	101 kPa	Test Voltage	AC 120 V, 60 Hz

TEST RESULTS

Please refer to section "Test Data" - Appendix G

7.2. 6DB AND 26DB EMISSION BANDWIDTH AND 99% OCCUPIED BANDWIDTH

LIMITS

CFR 47 FCC Part15, Subpart E ISED RSS-247 ISSUE 3		
Test Item	Limit	Frequency Range (MHz)
26 dB Emission Bandwidth	For reporting purposes only.	5150 ~ 5250
26 dB Emission Bandwidth	For reporting purposes only.	5250 ~ 5350
26 dB Emission Bandwidth	For reporting purposes only.	5470 ~ 5725 (For FCC) 5470 ~ 5600 (For ISED) 5650 ~ 5725 (For ISED)
6 dB Emission Bandwidth	The minimum 6 dB emission bandwidth shall be 500 kHz.	5725 ~ 5850
99 % Occupied Bandwidth	For reporting purposes only.	5150 ~ 5825 (For ISED)

TEST PROCEDURE

Refer to KDB 789033 D02 General U-NII Test Procedures New Rules v02r01 section II.C1. for 26 dB Emission Bandwidth; section II.C2. for 6 dB Emission Bandwidth; section II.D. for 99 % Occupied Bandwidth.

Connect the EUT to the spectrum analyser and use the following settings:

Center Frequency	The center frequency of the channel under test
Detector	Peak
RBW	For 6 dB Emission Bandwidth: RBW=100 kHz For 26 dB Emission bandwidth: approximately 1 % of the EBW. For 99 % Occupied Bandwidth: approximately 1 % ~ 5 % of the OBW.
VBW	For 6 dB Bandwidth: $\geq 3 \times \text{RBW}$ For 26 dB Bandwidth: $> 3 \times \text{RBW}$ For 99 % Bandwidth: $> 3 \times \text{RBW}$
Trace	Max hold
Sweep	Auto couple

a) Use the 99 % power bandwidth function of the instrument, allow the trace to stabilize and report the measured bandwidth.

b) Allow the trace to stabilize and measure the maximum width of the emission that is constrained by the frequencies associated with the two outermost amplitude points (upper and lower frequencies) that are attenuated by 6/26 dB relative to the maximum level measured in the fundamental emission.

Calculation for 99 % Bandwidth of UNII-2C and UNII-3 Straddle Channel:

For Example: Fundamental Frequency: 5720 MHz

99 % OBW: 21.00 MHz

Turning Frequency: 5725 MHz

99 % Bandwidth of UNII-2C Band Portion = $(5725 - (5720 - (21.00/2))) = 15.50$ MHz

99 % Bandwidth of UNII-3 Band Portion = $(5720+(21.00/2)-5725) = 5.50$ MHz

Calculation for 26 dB Bandwidth of UNII-2C Straddle Channel:

For Example: Fundamental frequency: 5720 MHz

26 dB BW: 20.00 MHz

FL: 5710.16 MHz

FH: 5730.16 MHz

Turning Frequency: 5725 MHz

26 dB Bandwidth of UNII-2C Band Portion = $5725-5710.16=14.84$ MHz

Calculation for 6dB Bandwidth of UNII-3 Straddle Channel:

For Example: Fundamental frequency: 5720 MHz

6 dB BW: 16.44 MHz

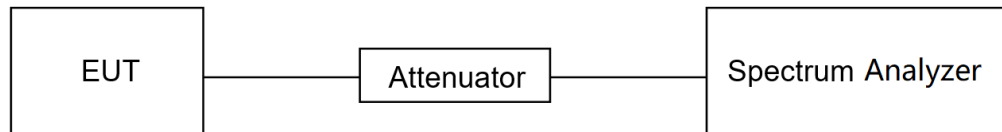
FL: 5711.76 MHz

FH: 5728.2 MHz

Turning Frequency: 5725 MHz

6 dB Bandwidth of UNII-3 band Portion = $5728.2-5725=3.2$ MHz

TEST SETUP



TEST ENVIRONMENT

Temperature	26.0 °C	Relative Humidity	56.2%
Atmosphere Pressure	101 kPa	Test Voltage	AC 120 V, 60 Hz

TEST RESULTS

Please refer to section "Test Data" - Appendix A&B&C

7.3. CONDUCTED OUTPUT POWER

LIMITS

CFR 47 FCC Part15, Subpart E		
Test Item	Limit	Frequency Range (MHz)
Conducted Output Power	<input type="checkbox"/> Outdoor Access Point: 1 W (30 dBm) <input checked="" type="checkbox"/> Indoor Access Point: 1 W (30 dBm) <input type="checkbox"/> Fixed Point-To-Point Access Points: 1 W (30 dBm) <input type="checkbox"/> Client Devices: 250 mW (24 dBm)	5150 ~ 5250
	Shall not exceed the lesser of 250 mW (24dBm) or 11 dBm + 10 log B, where B is the 26 dB emission bandwidth in megahertz.	5250 ~ 5350 5470 ~ 5725
	Shall not exceed 1 Watt (30 dBm).	5725 ~ 5850

ISED RSS-247 ISSUE 3		
Test Item	Limit	Frequency Range (MHz)
Conducted Output Power or e.i.r.p.	The maximum e.i.r.p. shall not exceed 200 mW (23 dBm) or $10 + 10 \log_{10}B$, dBm, whichever power is less. B is the 99 % emission bandwidth in megahertz.	5150 ~ 5250
	a. The maximum conducted output power shall not exceed 250 mW (24 dBm) or $11 + 10 \log_{10}B$ dBm, whichever is less. b. The maximum e.i.r.p. shall not exceed 1.0 W (30 dBm) or $17 + 10 \log_{10}B$ dBm, whichever is less. B is the 99 % emission bandwidth in megahertz. Note that devices with a maximum e.i.r.p. greater than 500 mW shall implement TPC in order to have the capability to operate at least 6 dB below the maximum permitted e.i.r.p. of 1 W.	5250 ~ 5350 5470 ~ 5600 5650 ~ 5725
	Shall not exceed 1 Watt (30 dBm). The e.i.r.p. shall not exceed 4 W	5725 ~ 5850

Note:

The above limits are based upon the maximum antenna gain does not exceed 6 dBi. If transmitting antennas of directional gain greater than 6 dBi are used, the maximum conducted output power shall be reduced by the amount in dB that the directional gain of the antenna exceeds 6 dBi.

TEST PROCEDURE

Refer to KDB 789033 D02 General U-NII Test Procedures New Rules v02r01 section II.E.

Method SA-2 (trace averaging across ON and OFF times of the EUT transmissions, followed by duty cycle correction.):

- Measure the duty cycle D of the transmitter output signal.
- Set span to encompass the entire 26 dB EBW or 99% OBW of the signal.
- Set RBW = 1 MHz.

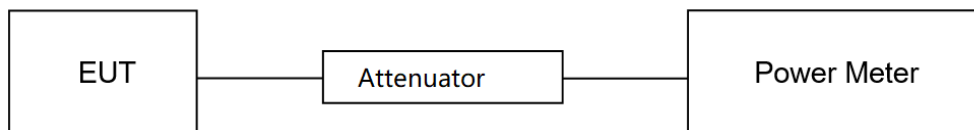
- (d) Set VBW \geq 3 MHz.
- (e) Number of points in sweep \geq $[2 \times \text{span} / \text{RBW}]$. (This gives bin-to-bin spacing \leq RBW / 2, so that narrowband signals are not lost between frequency bins.)
- (f) Sweep time = auto.
- (g) Detector = RMS (i.e., power averaging), if available. Otherwise, use sample detector mode.
- (h) Do not use sweep triggering. Allow the sweep to “free run.”
- (i) Trace average at least 100 traces in power averaging (rms) mode; however, the number of traces to be averaged shall be increased above 100 as needed such that the average accurately represents the true average over the ON and OFF periods of the transmitter.
- (j) Compute power by integrating the spectrum across the 26 dB EBW or 99% OBW of the signal using the instrument’s band power measurement function with band limits set equal to the EBW or OBW band edges. If the instrument does not have a band power function, then sum the spectrum levels (in power units) at 1 MHz intervals extending across the 26 dB EBW or 99% OBW of the spectrum.
- (k) Add $[10 \log (1 / D)]$, where D is the duty cycle, to the measured power to compute the average power during the actual transmission times (because the measurement represents an average over both the ON and OFF times of the transmission). For example, add $[10 \log (1 / 0.25)] = 6$ dB if the duty cycle is 25%.

Method PM (Measurement using an RF average power meter):

- (i) Measurements may be performed using a wideband RF power meter with a thermocouple detector or equivalent if all of the following conditions are satisfied:
 - a. The EUT is configured to transmit continuously or to transmit with a constant duty cycle.
 - b. At all times when the EUT is transmitting, it must be transmitting at its maximum power control level.
 - c. The integration period of the power meter exceeds the repetition period of the transmitted signal by at least a factor of five.
- (ii) If the transmitter does not transmit continuously, measure the duty cycle, x, of the transmitter output signal as described in II.B.
- (iii) Measure the average power of the transmitter. This measurement is an average over both the on and off periods of the transmitter.
- (iv) Adjust the measurement in dBm by adding $10 \log (1/x)$ where x is the duty cycle (e.g., $10 \log (1/0.25)$ if the duty cycle is 25 %).

Note: Method SA-2 was used for straddle channel output power test, and Method PM was used for testing rest channels

TEST SETUP



TEST ENVIRONMENT

Temperature	26.0 °C	Relative Humidity	56.2%
Atmosphere Pressure	101 kPa	Test Voltage	AC 120 V, 60 Hz

TEST RESULTS

Please refer to section "Test Data" - Appendix D

7.4. POWER SPECTRAL DENSITY

LIMITS

CFR 47 FCC Part15, Subpart E		
Test Item	Limit	Frequency Range (MHz)
Power Spectral Density	<input type="checkbox"/> Outdoor Access Point: 17 dBm/MHz <input checked="" type="checkbox"/> Indoor Access Point: 17 dBm/MHz <input type="checkbox"/> Fixed Point-To-Point Access Points: 17 dBm/MHz <input type="checkbox"/> Client Devices: 11 dBm/MHz	5150 ~ 5250
	11 dBm/MHz	5250 ~ 5350 5470 ~ 5725
	30 dBm/500kHz	5725 ~ 5850

ISED RSS-247 ISSUE 3		
Test Item	Limit	Frequency Range (MHz)
Power Spectral Density	The e.i.r.p. spectral density shall not exceed 10 dBm in any 1.0 MHz band.	5150 ~ 5250
	The power spectral density shall not exceed 11 dBm in any 1.0 MHz band.	5250 ~ 5350 5470 ~ 5600 5650 ~ 5725
	30 dBm / 500 kHz	5725 ~ 5850

Note:

The above limits are based upon the maximum antenna gain does not exceed 6 dBi.

If transmitting antennas of directional gain greater than 6 dBi are used, maximum power spectral density shall be reduced by the amount in dB that the directional gain of the antenna exceeds 6 dBi.

TEST PROCEDURE

Refer to KDB 789033 D02 General U-NII Test Procedures New Rules v02r01 section II.F.

Connect the EUT to the spectrum analyzer and use the following settings:

For U-NII-1, U-NII-2A and U-NII-2C band:

Center Frequency	The center frequency of the channel under test
Detector	RMS
RBW	1 MHz
VBW	$\geq 3 \times \text{RBW}$
Span	Encompass the entire emissions bandwidth (EBW) of the signal
Trace	Max hold
Sweep time	Auto

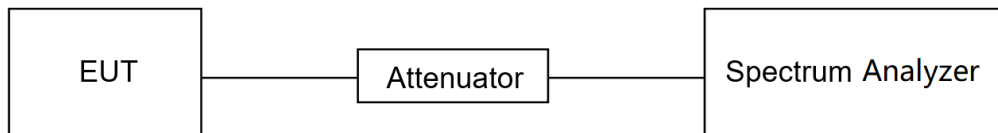
For U-NII-3:

Center Frequency	The center frequency of the channel under test
Detector	RMS
RBW	500 kHz
VBW	$\geq 3 \times \text{RBW}$
Span	Encompass the entire emissions bandwidth (EBW) of the signal
Trace	Max hold
Sweep time	Auto

Allow trace to fully stabilize and use the peak search function on the instrument to find the peak of the spectrum and record its value.

Add $10 \log(1/x)$, where x is the duty cycle, to the peak of the spectrum, the result is the Maximum PSD over 1 MHz / 500 kHz reference bandwidth.

TEST SETUP



TEST ENVIRONMENT

Temperature	26.0 °C	Relative Humidity	56.2%
Atmosphere Pressure	101 kPa	Test Voltage	AC 120 V, 60 Hz

TEST RESULTS

Please refer to section "Test Data" - Appendix E

7.5. FREQUENCY STABILITY

LIMITS

The frequency of the carrier signal shall be maintained within band of operation.

TEST PROCEDURE

1. The EUT was placed inside an environmental chamber as the temperature in the chamber was varied between 0 °C ~ 40 °C (declared by customer).
2. The temperature was incremented by 10 °C intervals and the unit allowed to stabilize at each temperature before each measurement. The center frequency of the transmitting channel was evaluated at each temperature and the frequency deviation from the channel's center frequency was recorded.
3. The primary supply voltage is varied from 85 % to 115 % of the nominal value for non hand-carried battery and AC powered equipment. For hand-carried, battery-powered equipment, primary supply voltage is reduced to the battery operating end point which shall be specified by the manufacturer.

Connect the EUT to the spectrum analyzer and use the following settings:

Center Frequency	The center frequency of the channel under test
Detector	Peak
RBW	10 kHz
VBW	$\geq 3 \times \text{RBW}$
Span	Encompass the entire emissions bandwidth (EBW) of the signal
Trace	Max hold
Sweep time	Auto

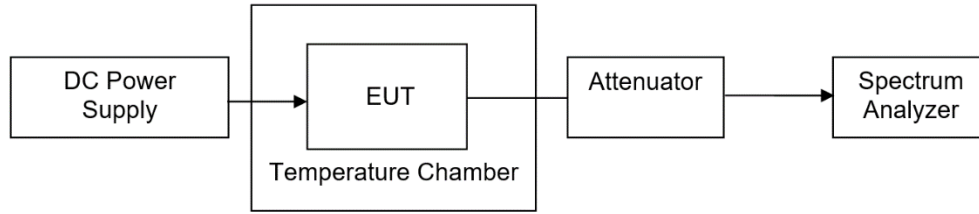
4. While maintaining a constant temperature inside the environmental chamber, turn the EUT on and record the operating frequency at startup, and at 2 minutes, 5 minutes, and 10 minutes after the EUT is energized.

5. Allow the trace to stabilize, find the peak value of the power envelope and record the frequency, then calculated the frequency drift.

TEST ENVIRONMENT

	Normal Test Conditions	Extreme Test Conditions
Relative Humidity	20 % - 75 %	/
Atmospheric Pressure	100 kPa ~102 kPa	/
Temperature	T _N (Normal Temperature): 25.1 °C	T _L (Low Temperature): 0 °C
		T _H (High Temperature): 40 °C
Supply Voltage	V _N (Normal Voltage): DC 12 V	V _L (Low Voltage): DC 10.20 V
		V _H (High Voltage): DC 13.80 V

TEST SETUP



TEST ENVIRONMENT

Temperature	26.0 °C	Relative Humidity	56.2%
Atmosphere Pressure	101 kPa	Test Voltage	

TEST RESULTS

Please refer to section "Test Data" - Appendix F

8. RADIATED TEST RESULTS

LIMITS

Refer to CFR 47 FCC §15.205, §15.209 and §15.407 (b).

Refer to ISED RSS-GEN Clause 8.9, Clause 8.10 and ISED RSS-247 6.2.

Radiation Disturbance Test Limit for FCC (Class B) (9 kHz ~ 1 GHz)

Emissions radiated outside of the specified frequency bands above 30 MHz			
Frequency Range (MHz)	Field Strength Limit (uV/m) at 3 m	Field Strength Limit (dBuV/m) at 3 m	
		Quasi-Peak	
30 - 88	100	40	
88 - 216	150	43.5	
216 - 960	200	46	
Above 960	500	54	
Above 1000	500	Peak	Average
		74	54

FCC Emissions radiated outside of the specified frequency bands below 30 MHz		
Frequency (MHz)	Field strength (microvolts/meter)	Measurement distance (meters)
0.009-0.490	2400/F(kHz)	300
0.490-1.705	24000/F(kHz)	30
1.705-30.0	30	30

ISED General field strength limits at frequencies below 30 MHz

Table 6 – General field strength limits at frequencies below 30 MHz		
Frequency	Magnetic field strength (H-Field) (µA/m)	Measurement distance (m)
9 - 490 kHz ^{Note 1}	6.37/F (F in kHz)	300
490 - 1705 kHz	63.7/F (F in kHz)	30
1.705 - 30 MHz	0.08	30

Note 1: The emission limits for the ranges 9-90 kHz and 110-490 kHz are based on measurements employing a linear average detector.

ISED Restricted bands refer to ISED RSS-GEN Clause 8.10

Table 7 – Restricted frequency bands ^{Note 1}		
MHz	MHz	GHz
0.090 - 0.110	149.9 - 150.05	9.0 - 9.2
0.495 - 0.505	156.52475 - 156.52525	9.3 - 9.5
2.1735 - 2.1905	156.7 - 156.9	10.6 - 12.7
3.020 - 3.026	162.0125 - 167.17	13.25 - 13.4
4.125 - 4.128	167.72 - 173.2	14.47 - 14.5
4.17725 - 4.17775	240 - 285	15.35 - 16.2
4.20725 - 4.20775	322 - 335.4	17.7 - 21.4
5.677 - 5.683	399.9 - 410	22.01 - 23.12
6.215 - 6.218	608 - 614	23.6 - 24.0
6.26775 - 6.26825	960 - 1427	31.2 - 31.8
6.31175 - 6.31225	1435 - 1626.5	36.43 - 36.5
8.291 - 8.294	1645.5 - 1646.5	Above 38.6
8.362 - 8.366	1660 - 1710	
8.37625 - 8.38675	1718.8 - 1722.2	
8.41425 - 8.41475	2200 - 2300	
12.29 - 12.293	2310 - 2390	
12.51975 - 12.52025	2483.5 - 2500	
12.57675 - 12.57725	2655 - 2900	
13.36 - 13.41	3260 - 3267	
16.42 - 16.423	3332 - 3339	
16.69475 - 16.69525	3345.8 - 3358	
16.80425 - 16.80475	3500 - 4400	
25.5 - 25.67	4500 - 5150	
37.5 - 38.25	5350 - 5480	
73 - 74.6	7250 - 7750	
74.8 - 75.2	8025 - 8500	
108 - 138		

Note 1: Certain frequency bands listed in table 7 and in bands above 38.6 GHz are designated for licence-exempt applications. These frequency bands and the requirements that apply to related devices are set out in the 200 and 300 series of RSSs.

FCC Restricted bands of operation refer to FCC §15.205 (a):

MHz	MHz	MHz	GHz
0.090-0.110	16.42-16.423	399.9-410	4.5-5.15
¹ 0.495-0.505	16.69475-16.69525	608-614	5.35-5.46
2.1735-2.1905	16.80425-16.80475	960-1240	7.25-7.75
4.125-4.128	25.5-25.67	1300-1427	8.025-8.5
4.17725-4.17775	37.5-38.25	1435-1626.5	9.0-9.2
4.20725-4.20775	73-74.6	1645.5-1646.5	9.3-9.5
6.215-6.218	74.8-75.2	1660-1710	10.6-12.7
6.26775-6.26825	108-121.94	1718.8-1722.2	13.25-13.4
6.31175-6.31225	123-138	2200-2300	14.47-14.5
8.291-8.294	149.9-150.05	2310-2390	15.35-16.2
8.362-8.366	156.52475-156.52525	2483.5-2500	17.7-21.4
8.37625-8.38675	156.7-156.9	2690-2900	22.01-23.12
8.41425-8.41475	162.0125-167.17	3260-3267	23.6-24.0
12.29-12.293	167.72-173.2	3332-3339	31.2-31.8
12.51975-12.52025	240-285	3345.8-3358	36.43-36.5
12.57675-12.57725	322-335.4	3600-4400	(²)
13.36-13.41			

Note: ¹Until February 1, 1999, this restricted band shall be 0.490-0.510 MHz.

²Above 38.6c

Limits of unwanted/undesirable emission out of the restricted bands refer to CFR 47 FCC §15.407 (b) and ISED RSS-247 6.2.

LIMITS OF RADIATED EMISSION MEASUREMENT (Above 1GHz)		
Frequency Range (MHz)	EIRP Limit	Field Strength Limit (dBuV/m) at 3 m
5150~5250 MHz	PK: -27 (dBm/MHz)	PK:68.2(dBμV/m)
5250~5350 MHz		
5470~5725 MHz		
5725~5850 MHz	PK: -27 (dBm/MHz) *1 PK: 10 (dBm/MHz) *2 PK: 15.6 (dBm/MHz) *3 PK: 27 (dBm/MHz) *4	PK: 68.2(dBμV/m) *1 PK: 105.2 (dBμV/m) *2 PK: 110.8(dBμV/m) *3 PK: 122.2 (dBμV/m) *4
Note: *1 beyond 75 MHz or more above of the band edge. *2 below the band edge increasing linearly to 10 dBm/MHz at 25 MHz above. *3 below the band edge increasing linearly to a level of 15.6 dBm/MHz at 5 MHz above. *4 from 5 MHz above or below the band edge increasing linearly to a level of 27 dBm/MHz at the band edge.		

TEST PROCEDURE

Below 30 MHz

The setting of the spectrum analyzer

RBW	200 Hz (From 9 kHz to 0.15 MHz)/ 9 kHz (From 0.15 MHz to 30 MHz)
VBW	200 Hz (From 9 kHz to 0.15 MHz)/ 9 kHz (From 0.15 MHz to 30 MHz)
Sweep	Auto

1. The testing follows the guidelines in ANSI C63.10-2013 clause 6.4.
2. The EUT was arranged to its worst case and then turntable (from 0 degree to 360 degrees) to find the maximum reading. A pre-amp and a high pass filter are used for the test in order to get better signal level. Both Horizontal, Face-on and Face-off polarizations of the antenna are set to make the measurement.
3. The EUT was placed on a turntable with 80 cm above ground.
4. The EUT was set 3 meters from the interference receiving antenna, which was mounted on the top of a 1 m height antenna tower.
5. The radiated emission limits are based on measurements employing a CISPR quasi-peak detector except for the frequency bands 9-90 kHz, 110-490 kHz and above 1000 MHz Radiated emission limits in these three bands are based on measurements employing an average detector.
6. For measurement below 1 GHz, the initial step in collecting conducted emission data is a spectrum analyzer peak detector mode pre-scanning the measurement frequency range. Significant peaks are then marked and then Quasi Peak and average detector mode re-measured. If the emission level of the EUT measured by the peak detector is 3 dB lower than the applicable limit, the peak emission level will be reported. Otherwise, the emission measurement will be repeated using the quasi-peak and average detector and reported.
7. Although these tests were performed other than open field site, adequate comparison measurements were confirmed against 30m open field site. Therefore sufficient tests were made

to demonstrate that the alternative site produces results that correlate with the ones of tests made in an open field site based on KDB 414788.

8. The limits in CFR 47, Part 15, Subpart C, paragraph 15.209 (a), are identical to those in RSS-GEN Section 8.9, Table 6, since the measurements are performed in terms of magnetic field strength and converted to electric field strength levels (as reported in the table) using the free space impedance of 377Ω . For example, the measurement frequency X kHz resulted in a level of Y dBuV/m, which is equivalent to $Y-51.5 = Z$ dBuA/m, which has the same margin, W dB, to the corresponding RSS-GEN Table 6 limit as it has to be 15.209(a) limit.

Below 1 GHz and above 30 MHz

The setting of the spectrum analyzer

RBW	120 kHz
VBW	300 kHz
Sweep	Auto
Detector	Peak/QP
Trace	Max hold

1. The testing follows the guidelines in ANSI C63.10-2013 clause 6.5.
2. The EUT was arranged to its worst case and then tune the antenna tower (from 1 m to 4 m) and turntable (from 0 degree to 360 degrees) to find the maximum reading. A pre-amp and a high pass filter are used for the test in order to get better signal level. Both horizontal and vertical polarizations of the antenna are set to make the measurement.
3. The EUT was placed on a turntable with 80 cm above ground.
4. The EUT was set 3 meters from the interference receiving antenna, which was mounted on the top of a variable height antenna tower.
5. For measurement below 1 GHz, the initial step in collecting conducted emission data is a spectrum analyzer peak detector mode pre-scanning the measurement frequency range. Significant peaks are then marked and then Quasi Peak detector mode re-measured. If the emission level of the EUT measured by the peak detector is 3 dB lower than the applicable limit, the peak emission level will be reported. Otherwise, the emission measurement will be repeated using the quasi-peak detector and reported.

Above 1 GHz

The setting of the spectrum analyzer

RBW	1 MHz
VBW	PEAK: 3 MHz AVG: see note 6
Sweep	Auto
Detector	Peak
Trace	Max hold

1. The testing follows the guidelines in KDB 789033 D02 General U-NII Test Procedures New Rules v02r01 section II.G.3 ~ II.G.6.
2. The EUT was arranged to its worst case and then tune the antenna tower (from 1 m to 4 m) and turntable (from 0 degree to 360 degrees) to find the maximum reading. A pre-amp and a high pass filter are used for the test in order to get better signal level. Both horizontal and vertical polarizations of the antenna are set to make the measurement.
3. The EUT was placed on a turntable with 1.5 m above ground.
4. The EUT was set 3 meters from the interference receiving antenna, which was mounted on the top of a variable height antenna tower.
5. For measurement above 1 GHz, the emission measurement will be measured by the peak detector. This peak level, once corrected, must comply with the limit specified in Section 15.209.
6. For measurements above 1 GHz the resolution bandwidth is set to 1 MHz, then the video bandwidth is set to 3 MHz for peak measurements and 1 MHz resolution bandwidth with 1/T video bandwidth with peak detector for average measurements. For the Duty Cycle please refer to clause 7.1. ON TIME AND DUTY CYCLE.

Note: The EUT was fully exercised with external accessories during the test. In the case of multiple accessory external ports, an external accessory shall be connected to one of each type of port.

For Restricted Bandedge:

Note:

1. Measurement = Reading Level + Correct Factor.
2. If the peak values are less than the average limit of 54 dBuV/m, the average result is deemed to comply with average limit.
3. PK=Peak: Peak detector.
4. AVG=Average: $VBW=1/Ton$, where: Ton is the transmitting duration.
5. For the transmitting duration, please refer to clause 7.1.
6. Only the worst data was recorded, if it complies with the limit, the other emissions deemed to comply with the limit.
7. Both horizontal and vertical have been tested, only the worst data was recorded in the report.
8. All modes, channels and antennas have been tested, only the worst data was recorded in the report.

For Radiate Spurious emission (9 kHz ~ 30 MHz):

Note:

1. Measurement = Reading Level + Correct Factor.
2. $dBuA/m = dBuV/m - 20\log_{10}[120\pi] = dBuV/m - 51.5$
3. If the peak values are less than the QP limit, the QP result is deemed to comply with QP limit.
4. All 3 polarizations (Horizontal, Face-on and Face-off) of the loop antenna had been tested, but only the worst data recorded in the report.
5. All modes, channels and antennas have been tested, only the worst data was recorded in the report.

For Radiate Spurious Emission (30 MHz ~ 1 GHz):

Note:

1. Result Level = Read Level + Correct Factor.
2. If the peak values are less than the QP limit, the QP result is deemed to comply with QP limit.
3. All modes, channels and antennas have been tested, only the worst data was recorded in the report.

For Radiate Spurious Emission (1 GHz ~ 7 GHz):

1. Measurement = Reading Level + Correct Factor.
2. If the peak values are less than the average limit of 54 dBuV/m, the average result is deemed to comply with average limit.
3. Peak: Peak detector.
4. AVG: $VBW=1/Ton$, where: Ton is the transmitting duration.
5. For the transmitting duration, please refer to clause 7.1.
6. Filter losses were only considered in the spurious frequency bands and the authorized band was not corrected for Band reject filter losses.
7. Proper operation of the transmitter prior to adding the filter to the measurement chain.
8. Since non-restricted band peak emissions are less than the average limit, they also comply with the -27 dBm/MHz (68.2 dBuV/m) limit.
9. All modes, channels and antennas have been tested, only the worst data was recorded in the report.

For Radiate Spurious Emission (7 GHz ~ 18 GHz):

Note:

1. Peak Result = Reading Level + Correct Factor.
2. If the peak values are less than the average limit of 54 dBuV/m, the average result is deemed to comply with average limit.
3. Peak: Peak detector.
4. AV: Average, VBW=1/Ton, where: Ton is the transmitting duration.
5. For the transmitting duration, please refer to clause 7.1.
6. Filter losses were only considered in the spurious frequency bands and the authorized band was not corrected for High Pass Filter losses.
7. Proper operation of the transmitter prior to adding the filter to the measurement chain.
8. Since non-restricted band peak emissions are less than the average limit, they also comply with the -27 dBm/MHz (68.2 dBuV/m) limit.
9. All modes, channels and antennas have been tested, only the worst data was recorded in the report.

For Radiate Spurious emission (18 GHz ~ 26 GHz):

Note:

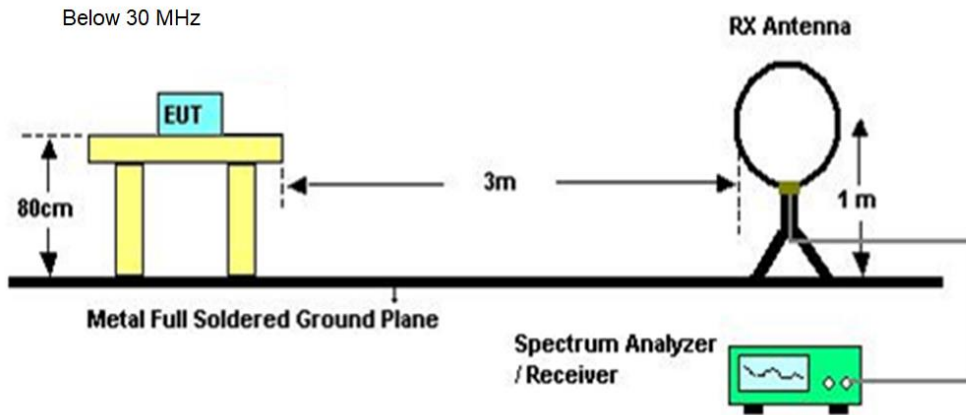
1. Measurement = Reading Level + Correct Factor.
2. If the peak values are less than the average limit of 54 dBuV/m, the average result is deemed to comply with average limit.
3. Peak: Peak detector.
4. All modes, channels and antennas have been tested, only the worst data was recorded in the report.

For Radiate Spurious emission (26 GHz ~ 40 GHz):

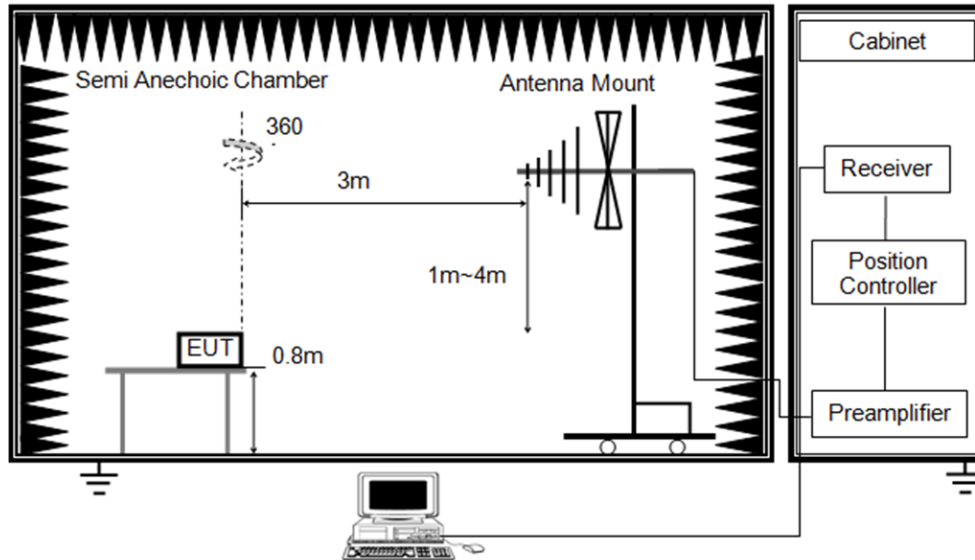
Note:

1. Measurement = Reading Level + Correct Factor.
2. If the peak values are less than the average limit of 54 dBuV/m, the average result is deemed to comply with average limit.
3. Peak: Peak detector.
4. All modes, channels and antennas have been tested, only the worst data was recorded in the report.

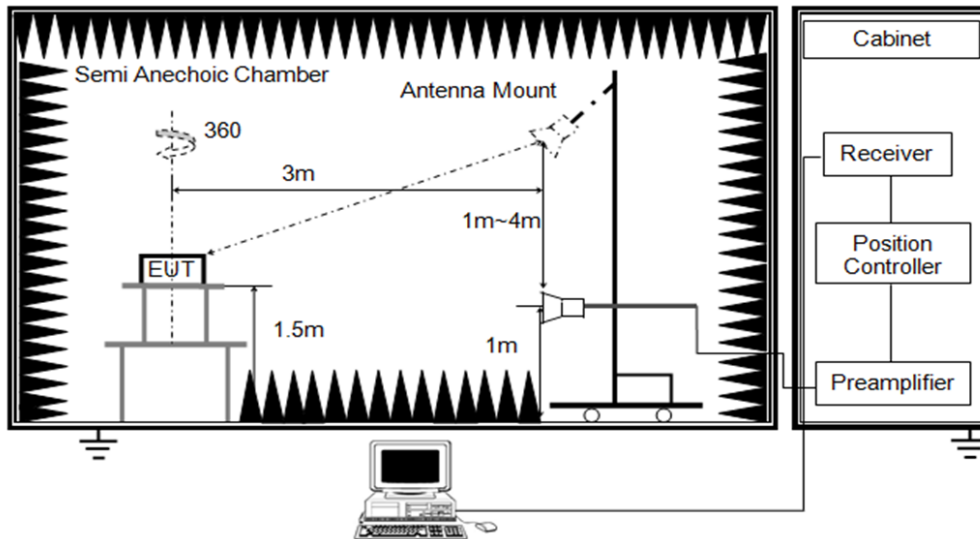
TEST SETUP



Below 1 GHz and above 30 MHz



Above 1 GHz



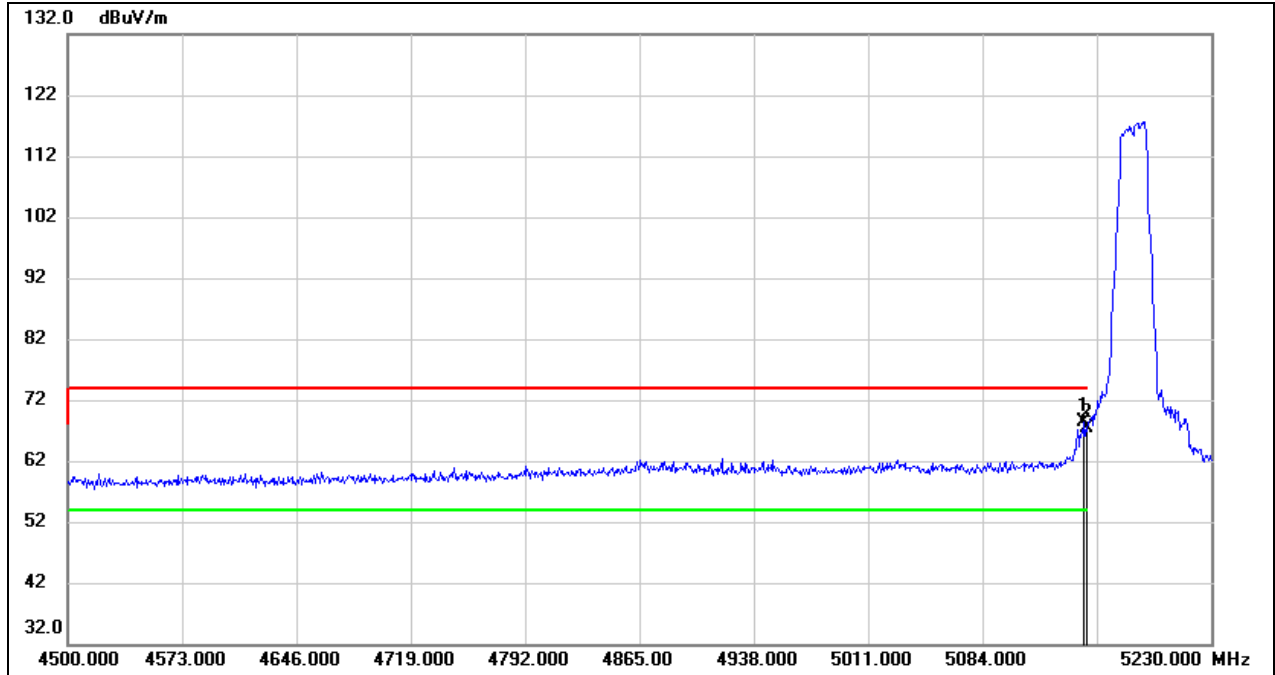
TEST ENVIRONMENT

Temperature	24.8 °C	Relative Humidity	62%
Atmosphere Pressure	101 kPa	Test Voltage	AC 120 V, 60 Hz

TEST RESULTS

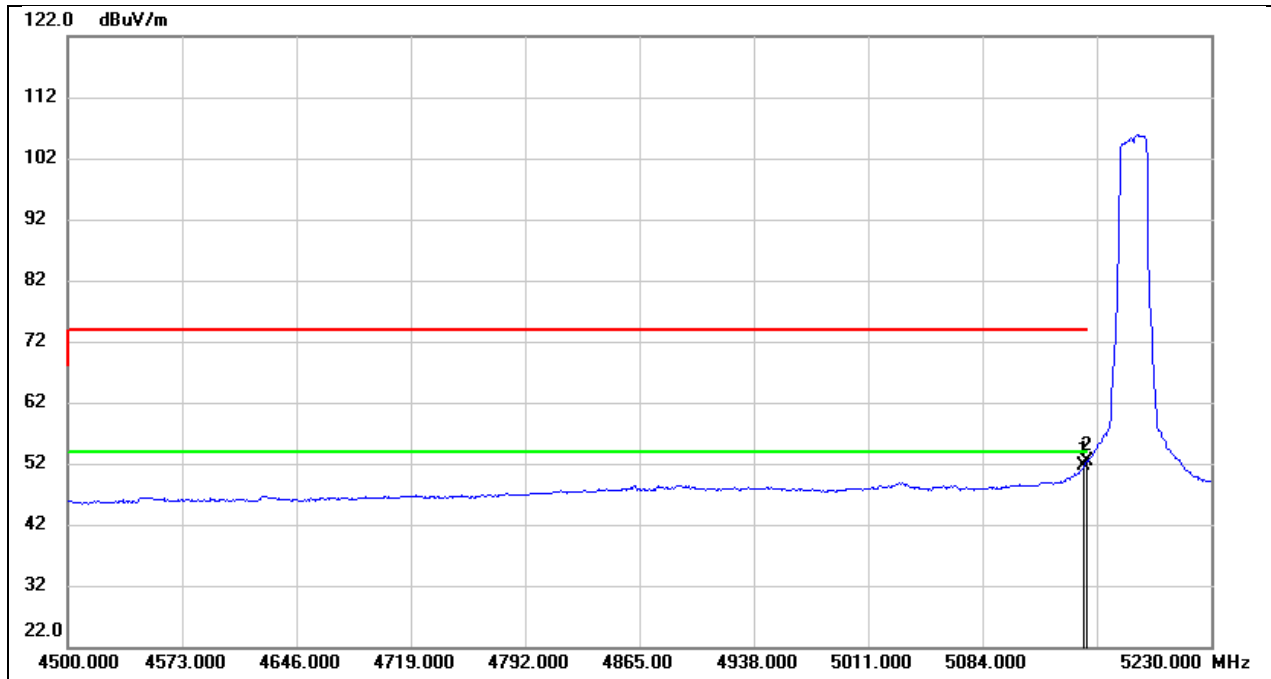
8.1. RESTRICTED BANDEDGE

Test Mode:	802.11a 20 PK	Frequency(MHz):	5180
Polarity:	Vertical	Test Voltage:	AC 120 V, 60 Hz



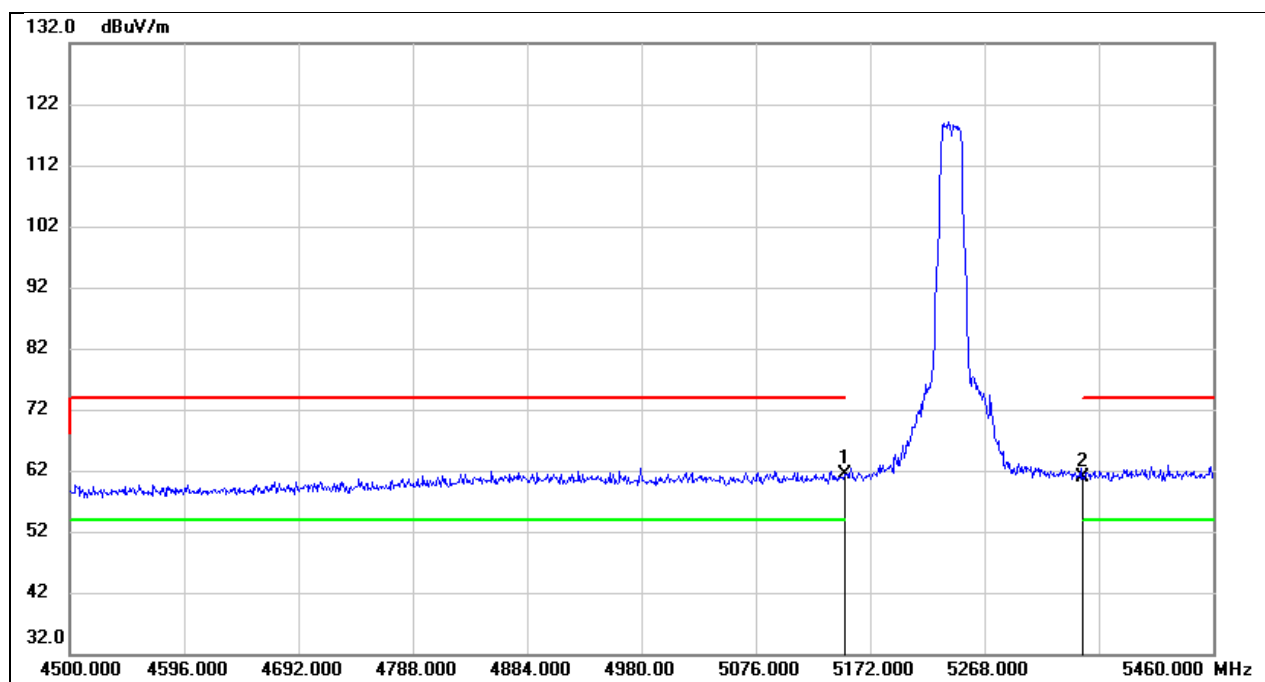
No.	Frequency (MHz)	Reading (dBuV)	Correct (dB/m)	Result (dBuV/m)	Limit (dBuV/m)	Margin (dB)	Remark
1	5148.970	28.18	40.28	68.46	74.00	-5.54	peak
2	5150.000	27.15	40.27	67.42	74.00	-6.58	peak

Test Mode:	802.11a 20 AV	Frequency(MHz):	5180
Polarity:	Vertical	Test Voltage:	AC 120 V, 60 Hz



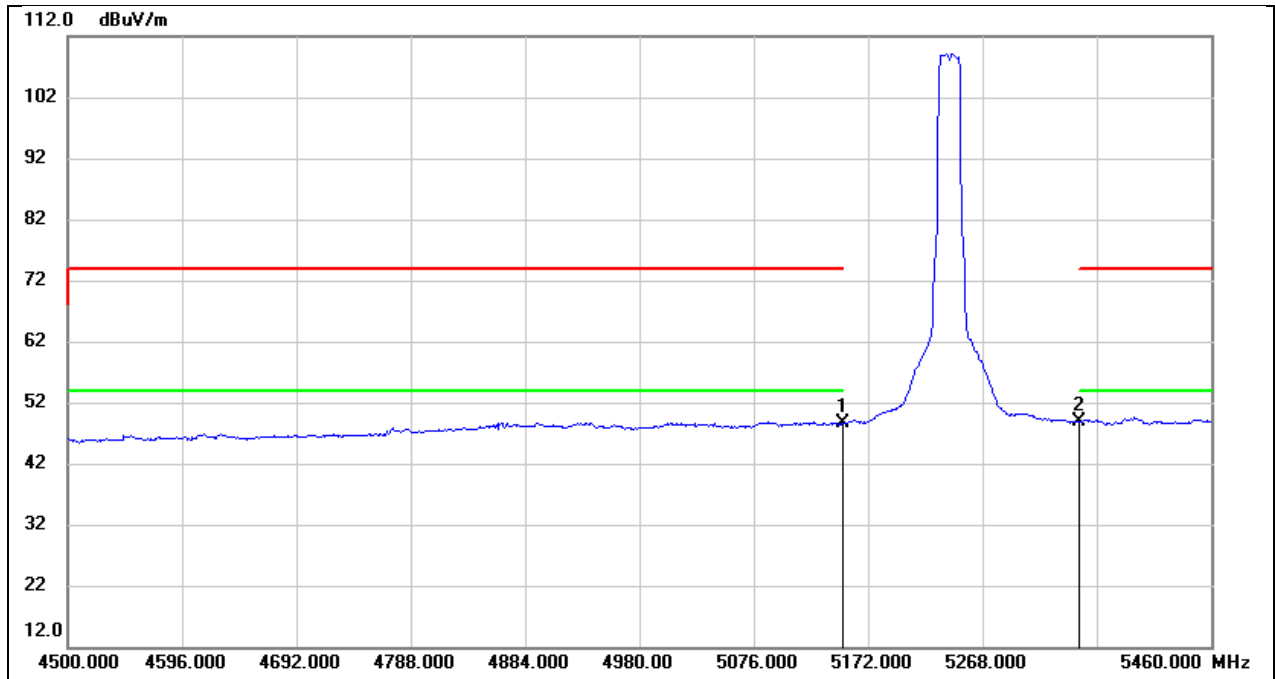
No.	Frequency (MHz)	Reading (dBuV)	Correct (dB/m)	Result (dBuV/m)	Limit (dBuV/m)	Margin (dB)	Remark
1	5148.970	11.40	40.28	51.68	54.00	-2.32	AVG
2	5150.000	11.99	40.27	52.26	54.00	-1.74	AVG

Test Mode:	802.11a 20 PK	Frequency(MHz):	5240
Polarity:	Vertical	Test Voltage:	AC 120 V, 60 Hz



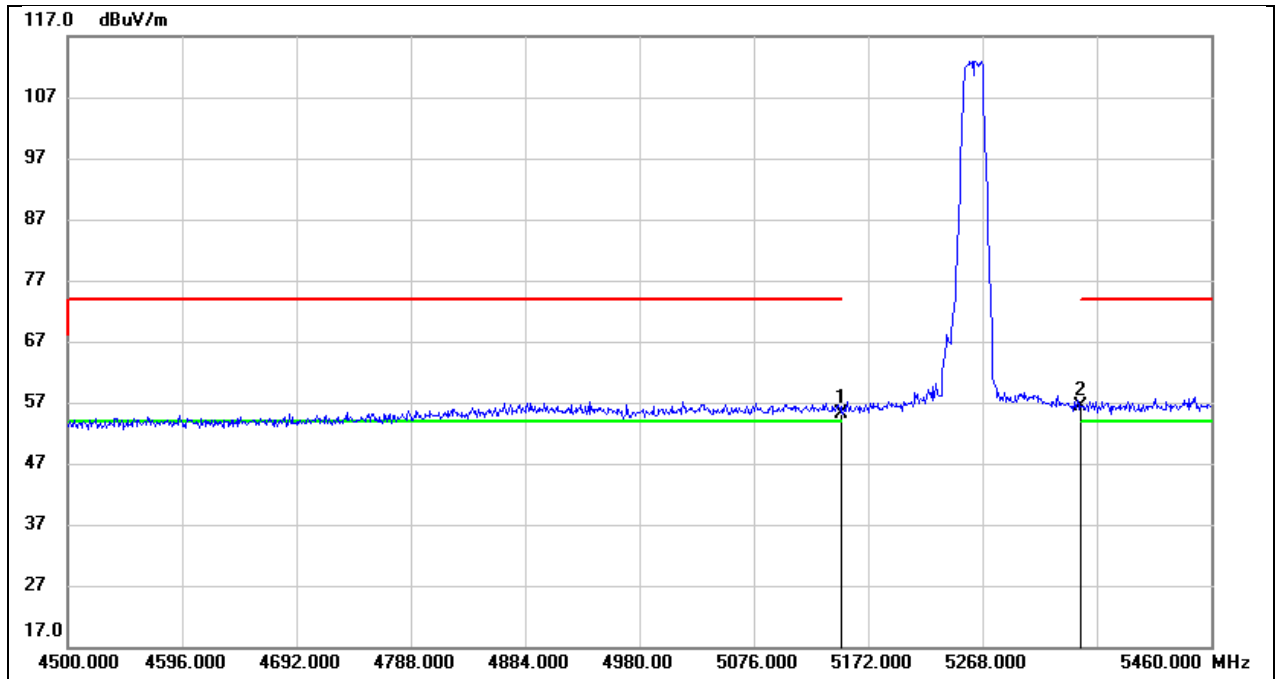
No.	Frequency (MHz)	Reading (dBuV)	Correct (dB/m)	Result (dBuV/m)	Limit (dBuV/m)	Margin (dB)	Remark
1	5150.000	21.05	40.27	61.32	74.00	-12.68	peak
2	5350.000	20.31	40.49	60.80	74.00	-13.20	peak

Test Mode:	802.11a 20 AV	Frequency(MHz):	5240
Polarity:	Vertical	Test Voltage:	AC 120 V, 60 Hz



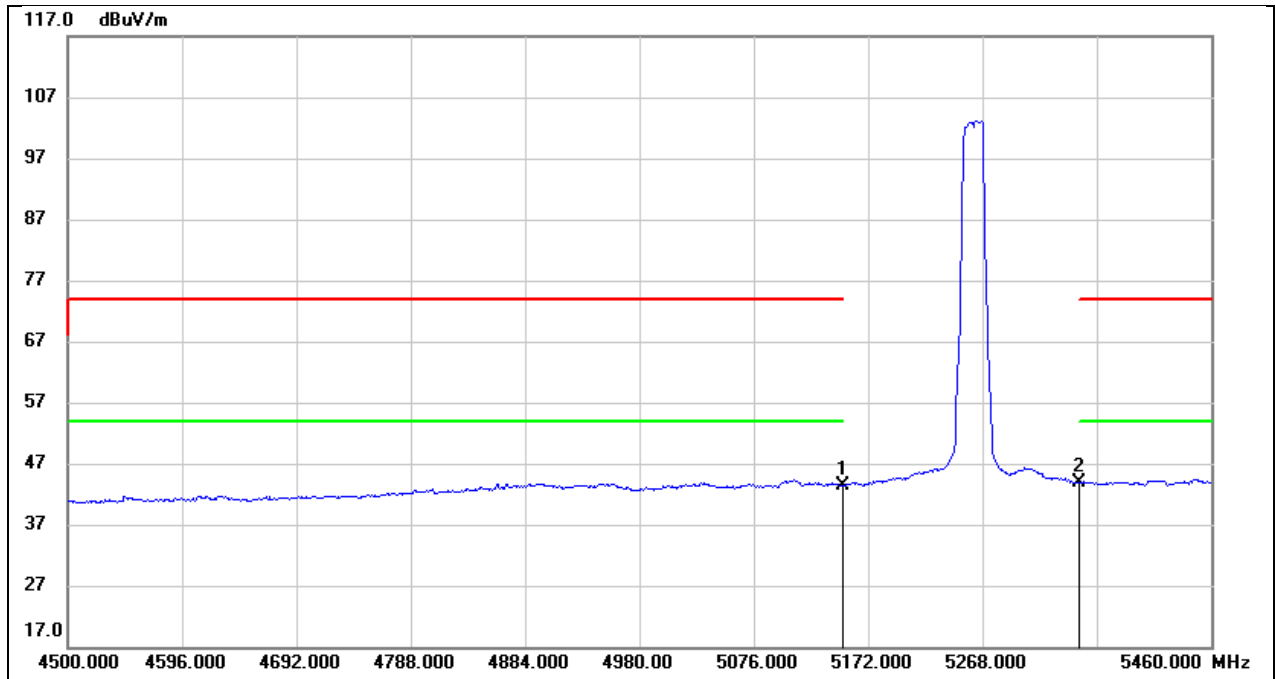
No.	Frequency (MHz)	Reading (dBuV)	Correct (dB/m)	Result (dBuV/m)	Limit (dBuV/m)	Margin (dB)	Remark
1	5150.000	8.40	40.27	48.67	54.00	-5.33	AVG
2	5350.000	8.42	40.49	48.91	54.00	-5.09	AVG

Test Mode:	802.11a 20 PK	Frequency(MHz):	5260
Polarity:	Vertical	Test Voltage:	AC 120 V, 60 Hz



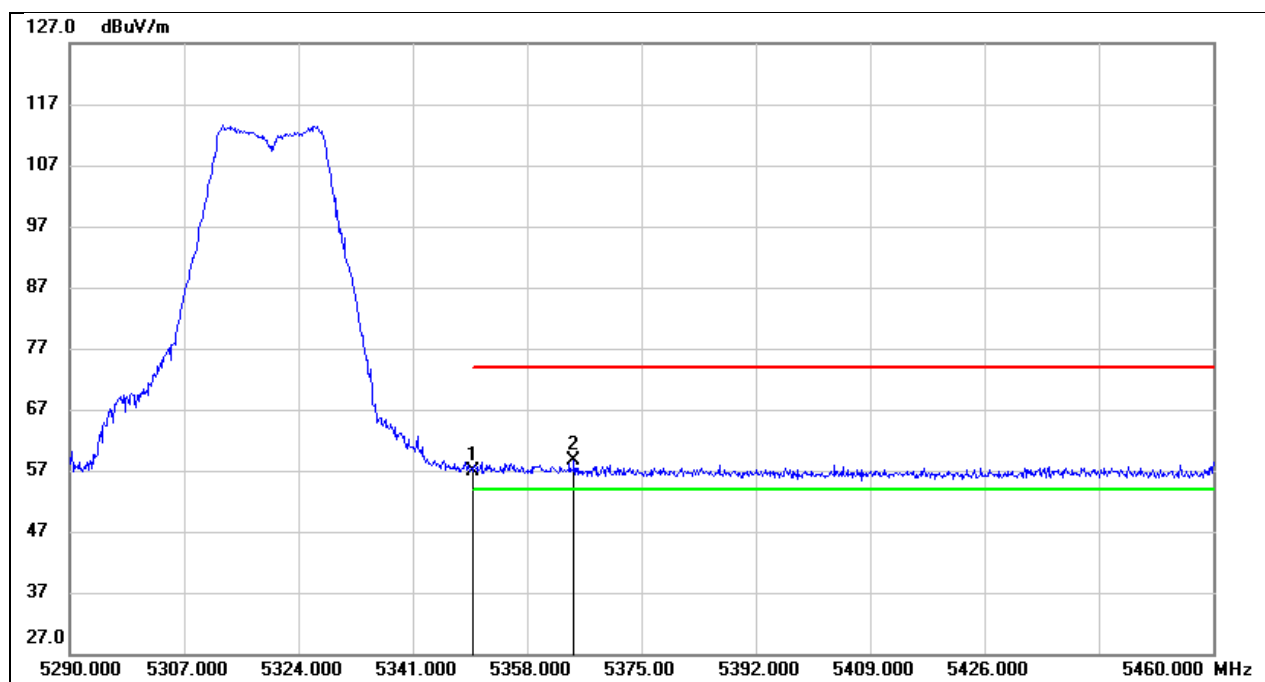
No.	Frequency (MHz)	Reading (dBuV)	Correct (dB/m)	Result (dBuV/m)	Limit (dBuV/m)	Margin (dB)	Remark
1	5150.000	14.80	40.27	55.07	74.00	-18.93	peak
2	5350.000	15.84	40.49	56.33	74.00	-17.67	peak

Test Mode:	802.11a 20 AV	Frequency(MHz):	5260
Polarity:	Vertical	Test Voltage:	AC 120 V, 60 Hz



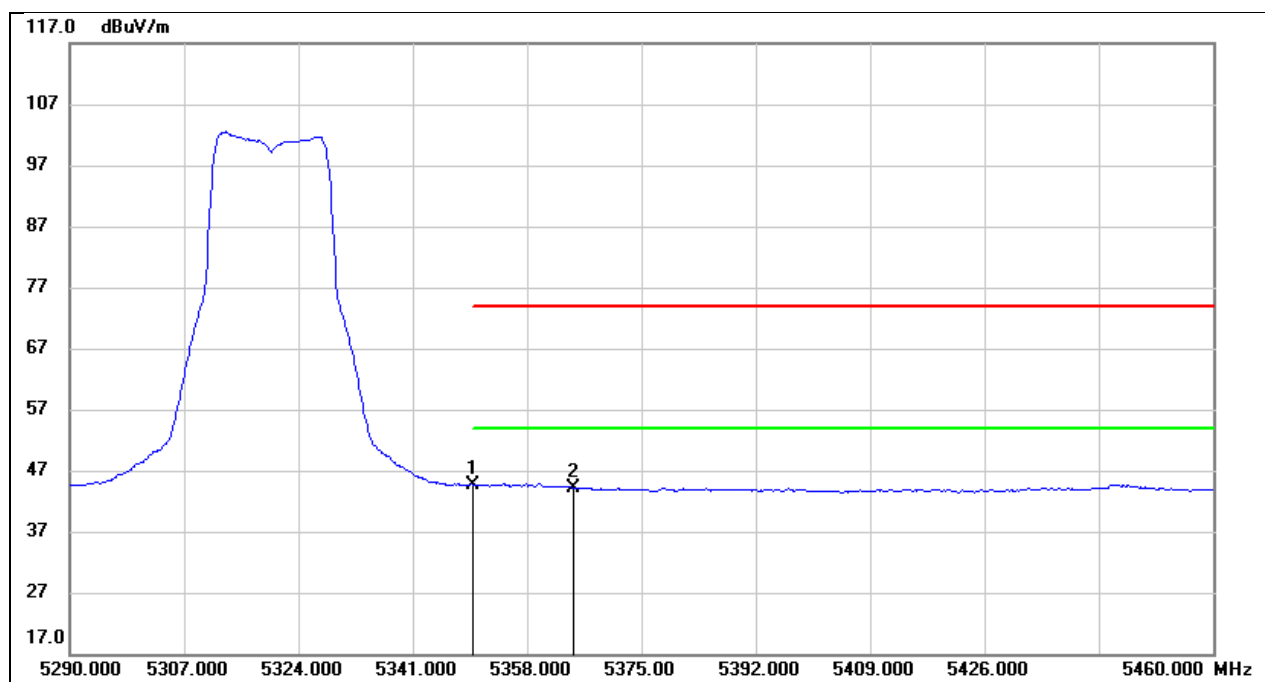
No.	Frequency (MHz)	Reading (dBuV)	Correct (dB/m)	Result (dBuV/m)	Limit (dBuV/m)	Margin (dB)	Remark
1	5150.000	3.16	40.27	43.43	54.00	-10.57	AVG
2	5350.000	3.37	40.49	43.86	54.00	-10.14	AVG

Test Mode:	802.11a 20 PK	Frequency(MHz):	5320
Polarity:	Vertical	Test Voltage:	AC 120 V, 60 Hz



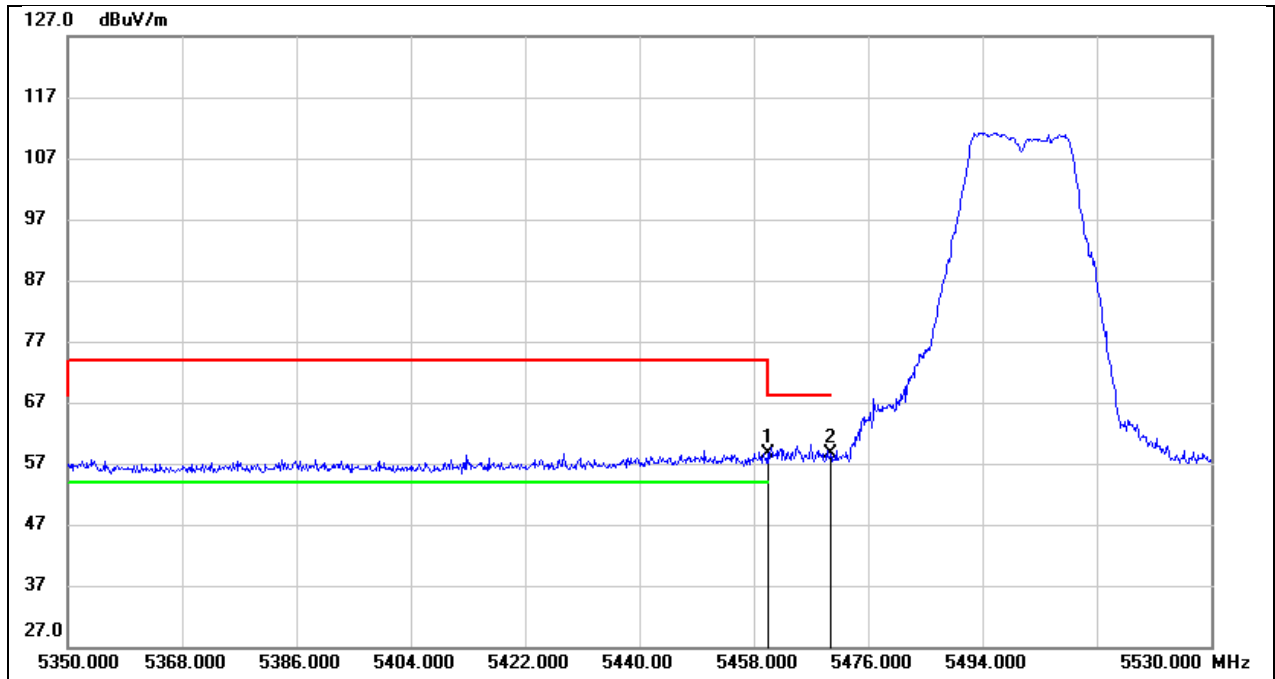
No.	Frequency (MHz)	Reading (dBuV)	Correct (dB/m)	Result (dBuV/m)	Limit (dBuV/m)	Margin (dB)	Remark
1	5350.000	16.48	40.49	56.97	74.00	-17.03	peak
2	5364.970	18.20	40.51	58.71	74.00	-15.29	peak

Test Mode:	802.11a 20 AV	Frequency(MHz):	5320
Polarity:	Vertical	Test Voltage:	AC 120 V, 60 Hz



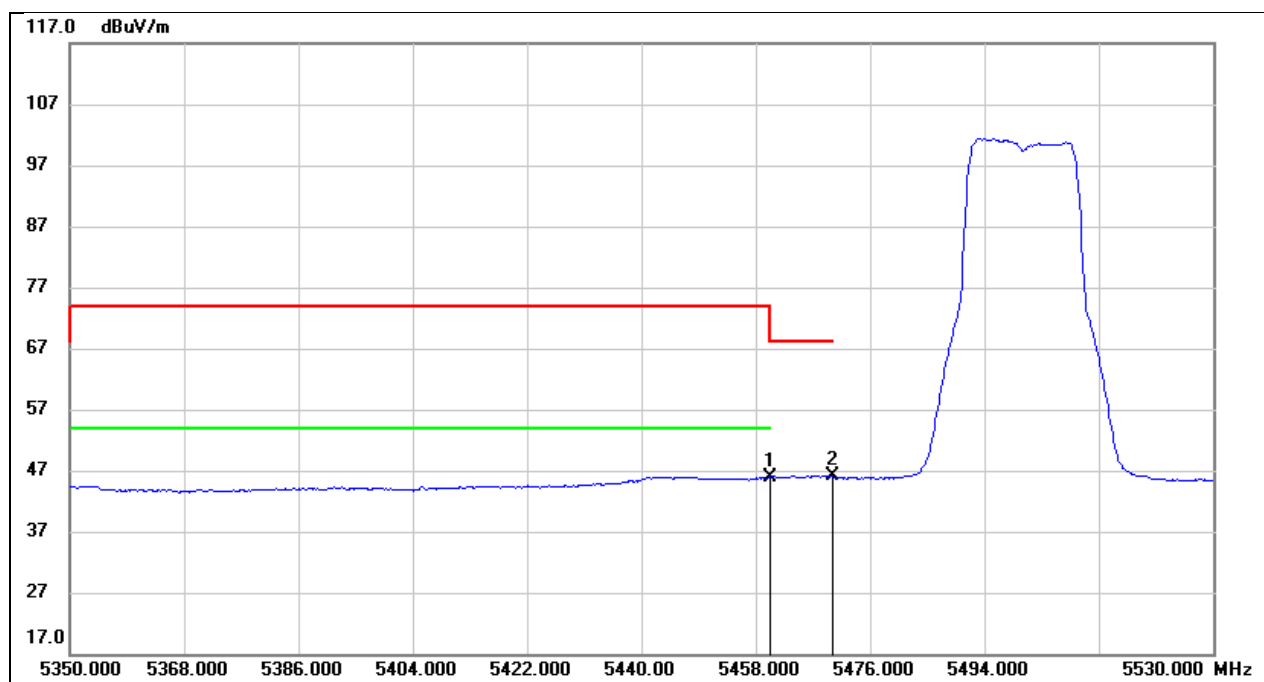
No.	Frequency (MHz)	Reading (dBuV)	Correct (dB/m)	Result (dBuV/m)	Limit (dBuV/m)	Margin (dB)	Remark
1	5350.000	4.14	40.49	44.63	54.00	-9.37	AVG
2	5364.970	3.63	40.51	44.14	54.00	-9.86	AVG

Test Mode:	802.11a 20 PK	Frequency(MHz):	5500
Polarity:	Vertical	Test Voltage:	AC 120 V, 60 Hz



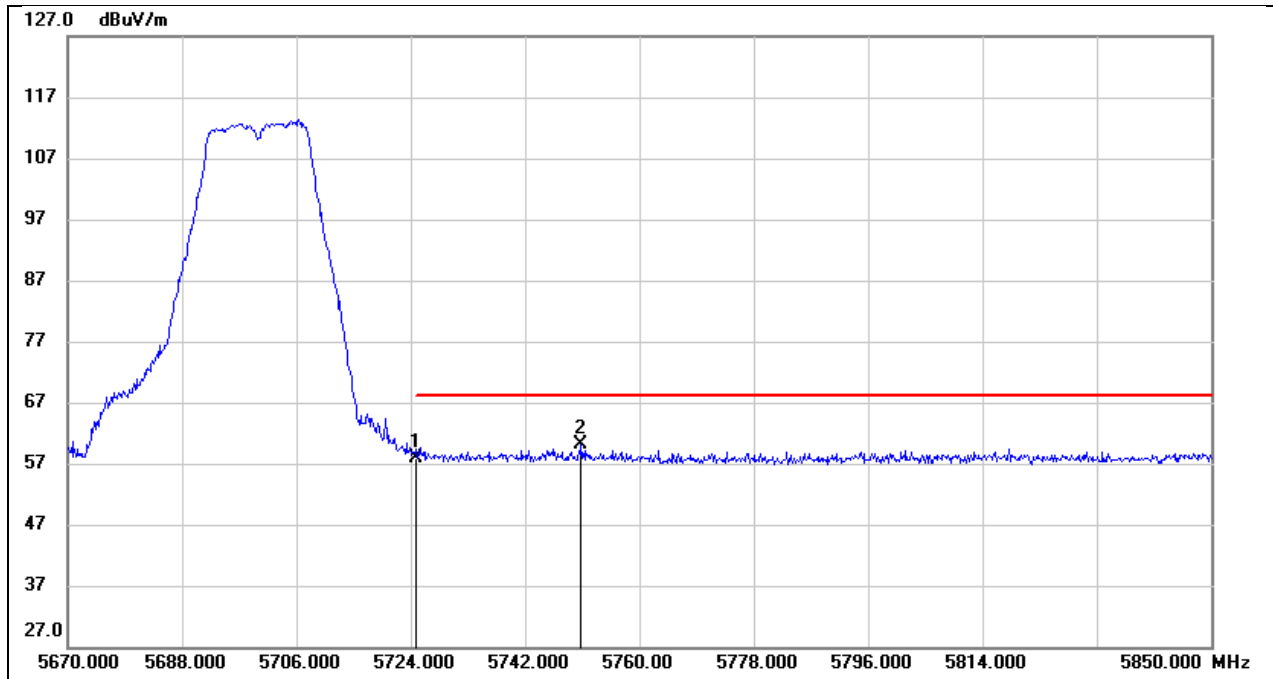
No.	Frequency (MHz)	Reading (dBuV)	Correct (dB/m)	Result (dBuV/m)	Limit (dBuV/m)	Margin (dB)	Remark
1	5460.000	17.93	40.62	58.55	68.20	-9.65	peak
2	5470.000	18.01	40.63	58.64	68.20	-9.56	peak

Test Mode:	802.11a 20 AV	Frequency(MHz):	5500
Polarity:	Vertical	Test Voltage:	AC 120 V, 60 Hz



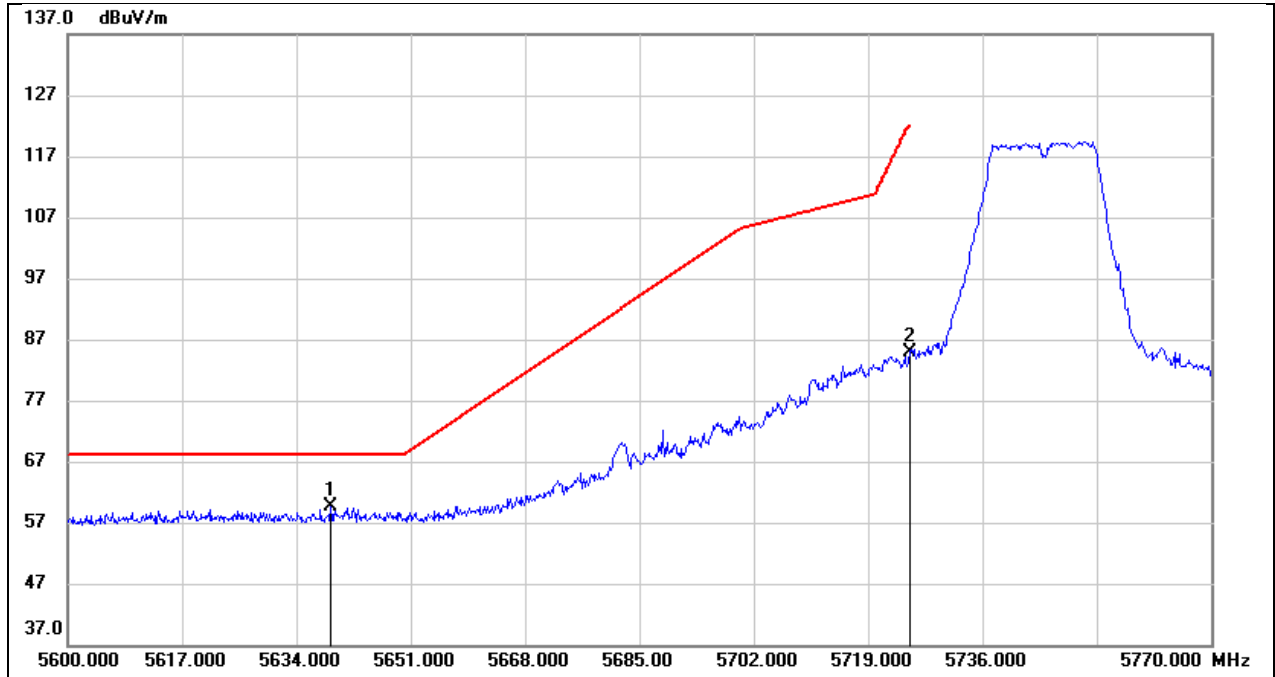
No.	Frequency (MHz)	Reading (dBuV)	Correct (dB/m)	Result (dBuV/m)	Limit (dBuV/m)	Margin (dB)	Remark
1	5460.000	5.26	40.62	45.88	54.00	-8.12	AVG
2	5470.000	5.40	40.63	46.03	68.20	-22.17	AVG

Test Mode:	802.11a 20 PK	Frequency(MHz):	5700
Polarity:	Vertical	Test Voltage:	AC 120 V, 60 Hz



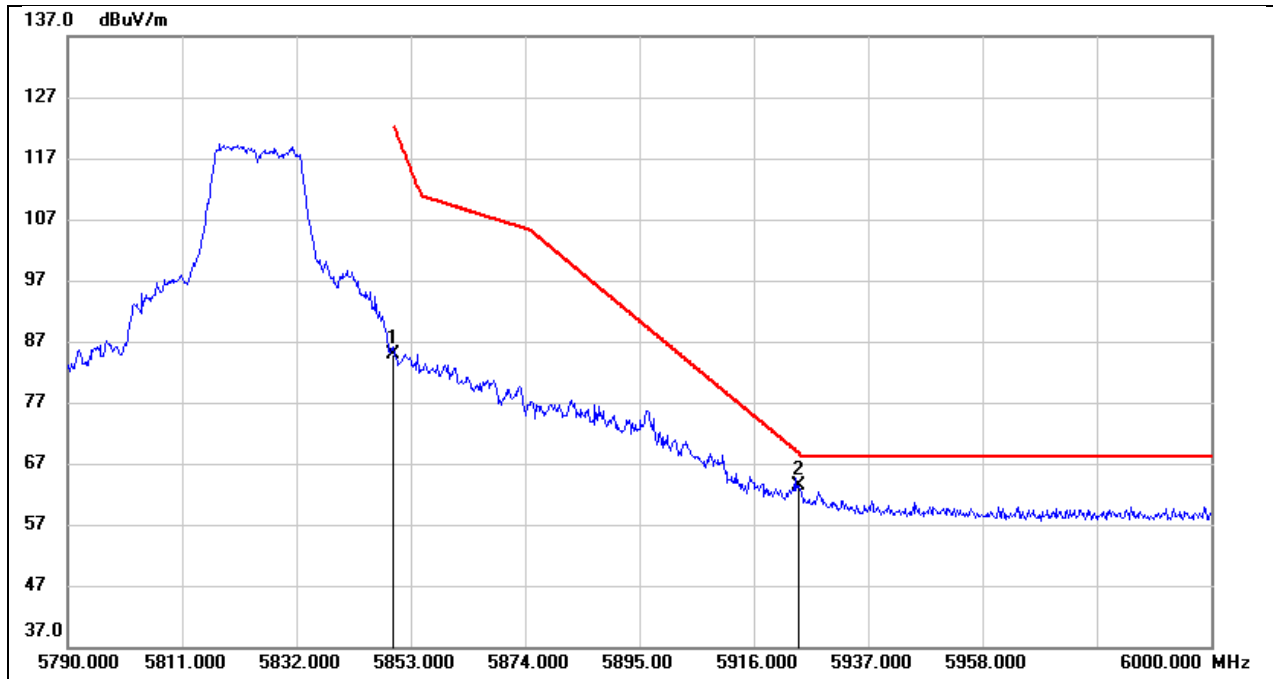
No.	Frequency (MHz)	Reading (dBuV)	Correct (dB/m)	Result (dBuV/m)	Limit (dBuV/m)	Margin (dB)	Remark
1	5725.000	16.51	41.27	57.78	68.20	-10.42	peak
2	5750.820	18.69	41.33	60.02	68.20	-8.18	peak

Test Mode:	802.11a 20 PK	Frequency(MHz):	5745
Polarity:	Vertical	Test Voltage:	AC 120 V, 60 Hz



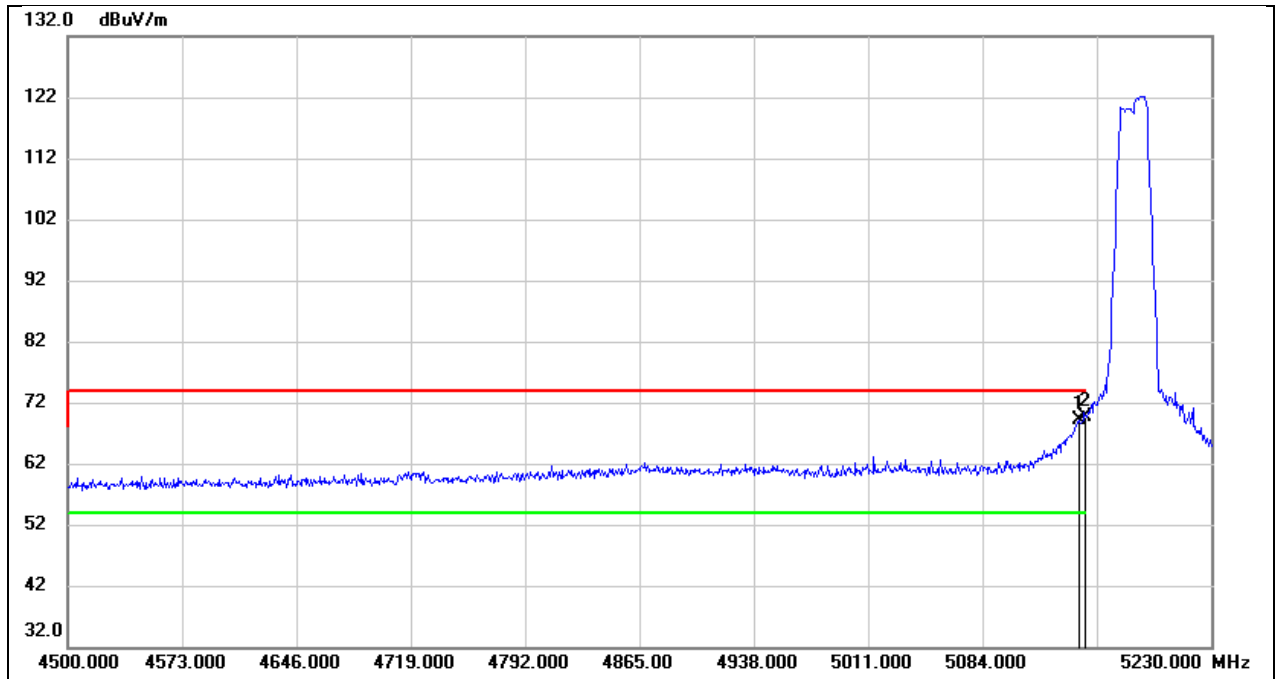
No.	Frequency (MHz)	Reading (dBuV)	Correct (dB/m)	Result (dBuV/m)	Limit (dBuV/m)	Margin (dB)	Remark
1	5639.100	18.55	41.03	59.58	68.20	-8.62	peak
2	5725.000	43.49	41.27	84.76	122.20	-37.44	peak

Test Mode:	802.11a 20 PK	Frequency(MHz):	5825
Polarity:	Vertical	Test Voltage:	AC 120 V, 60 Hz



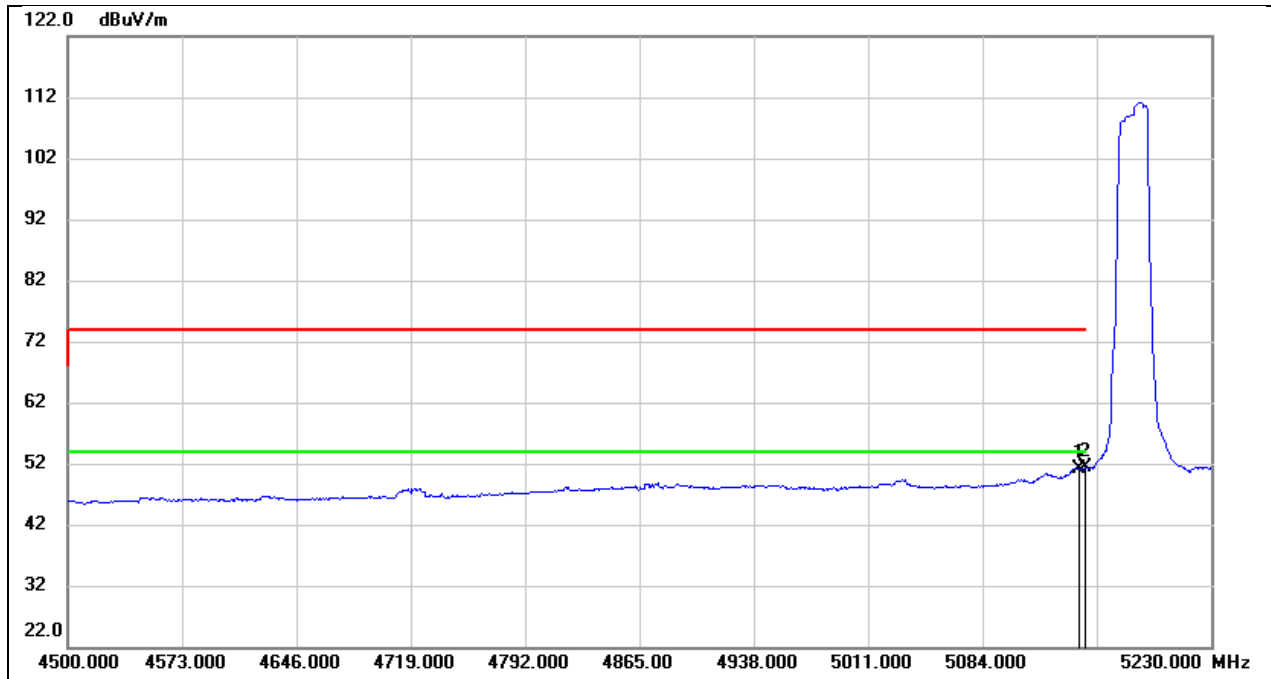
No.	Frequency (MHz)	Reading (dBuV)	Correct (dB/m)	Result (dBuV/m)	Limit (dBuV/m)	Margin (dB)	Remark
1	5850.000	43.26	41.60	84.86	122.20	-37.34	peak
2	5924.190	21.68	41.79	63.47	68.80	-5.33	peak

Test Mode:	802.11ac VHT20 PK	Frequency(MHz):	5180
Polarity:	Vertical	Test Voltage:	AC 120 V, 60 Hz



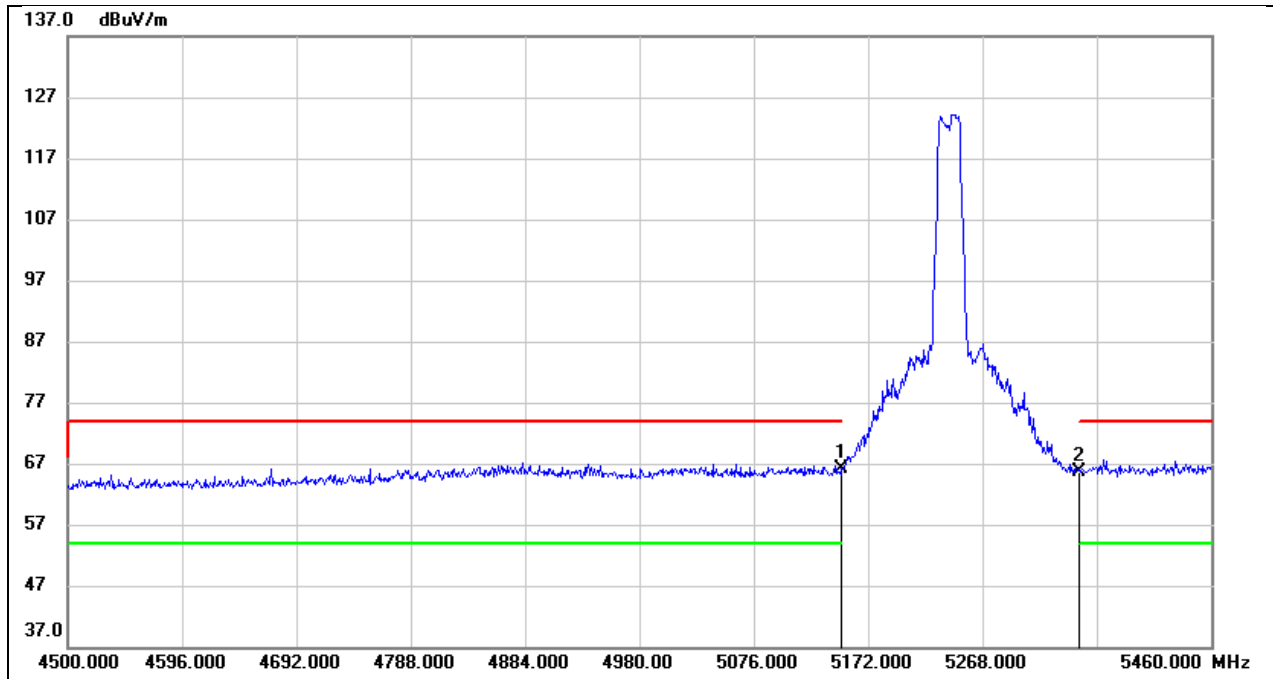
No.	Frequency (MHz)	Reading (dBuV)	Correct (dB/m)	Result (dBuV/m)	Limit (dBuV/m)	Margin (dB)	Remark
1	5146.050	28.87	40.27	69.14	74.00	-4.86	peak
2	5150.000	29.25	40.27	69.52	74.00	-4.48	peak

Test Mode:	802.11ac VHT20 AV	Frequency(MHz):	5180
Polarity:	Vertical	Test Voltage:	AC 120 V, 60 Hz



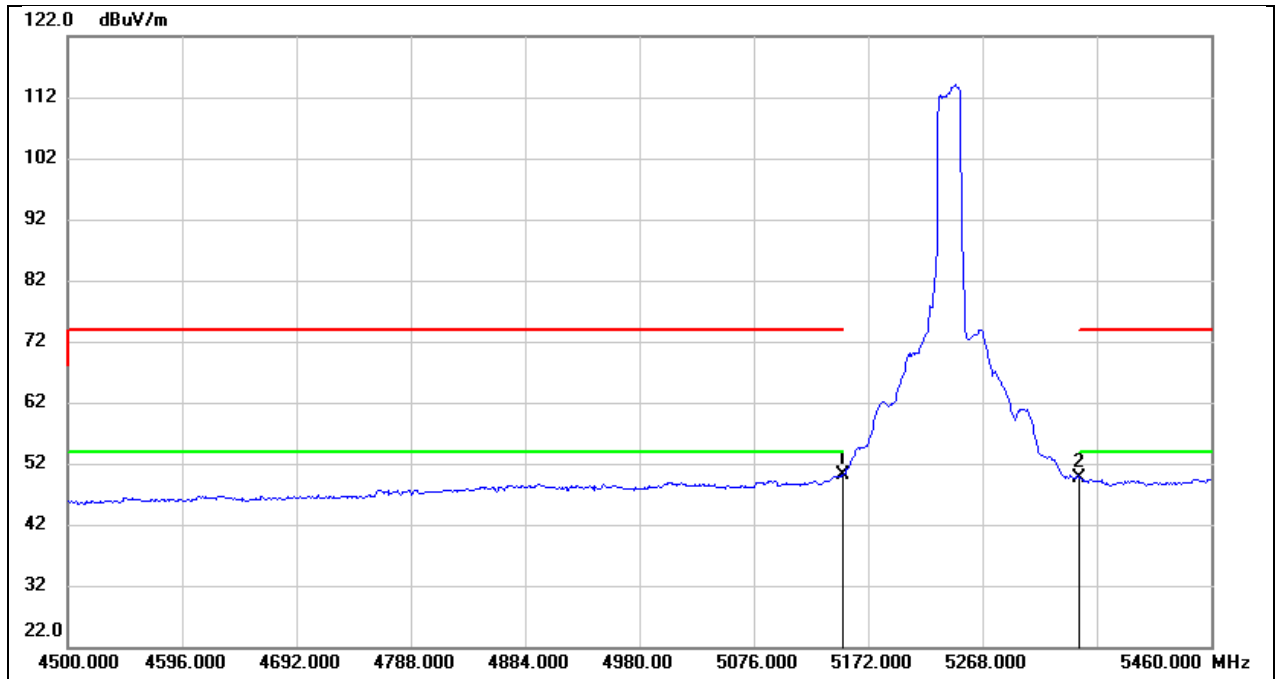
No.	Frequency (MHz)	Reading (dBuV)	Correct (dB/m)	Result (dBuV/m)	Limit (dBuV/m)	Margin (dB)	Remark
1	5146.050	10.98	40.27	51.25	54.00	-2.75	AVG
2	5150.000	11.06	40.27	51.33	54.00	-2.67	AVG

Test Mode:	802.11ac VHT20 PK	Frequency(MHz):	5240
Polarity:	Vertical	Test Voltage:	AC 120 V, 60 Hz



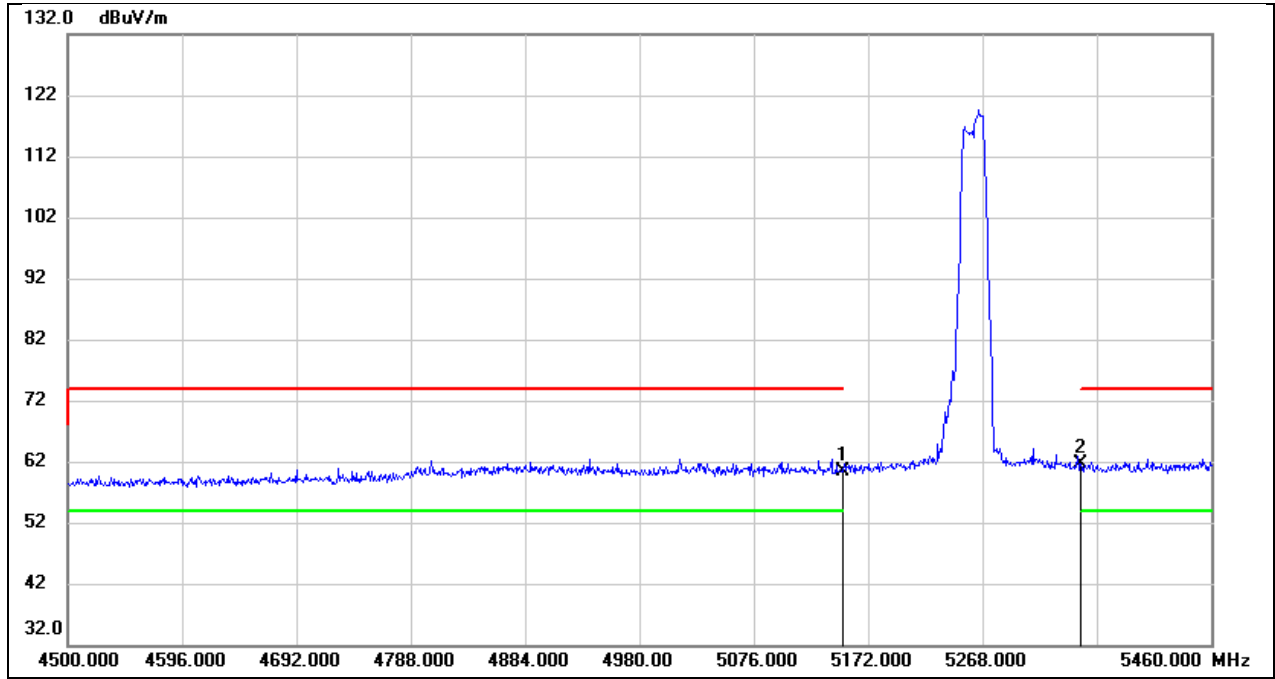
No.	Frequency (MHz)	Reading (dBuV)	Correct (dB/m)	Result (dBuV/m)	Limit (dBuV/m)	Margin (dB)	Remark
1	5150.000	25.93	40.27	66.20	74.00	-7.80	peak
2	5350.000	25.25	40.49	65.74	74.00	-8.26	peak

Test Mode:	802.11ac VHT20 AV	Frequency(MHz):	5240
Polarity:	Vertical	Test Voltage:	AC 120 V, 60 Hz



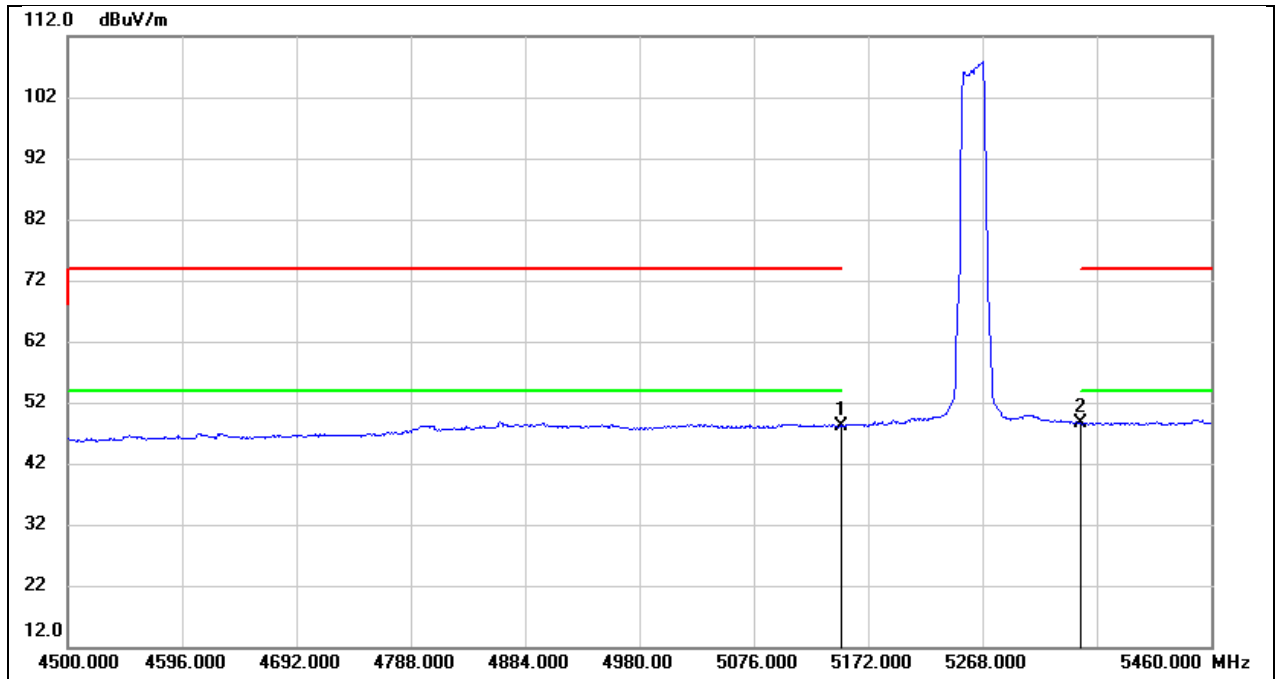
No.	Frequency (MHz)	Reading (dBuV)	Correct (dB/m)	Result (dBuV/m)	Limit (dBuV/m)	Margin (dB)	Remark
1	5150.000	9.95	40.27	50.22	54.00	-3.78	AVG
2	5350.000	9.10	40.49	49.59	54.00	-4.41	AVG

Test Mode:	802.11ac VHT20 PK	Frequency(MHz):	5260
Polarity:	Vertical	Test Voltage:	AC 120 V, 60 Hz



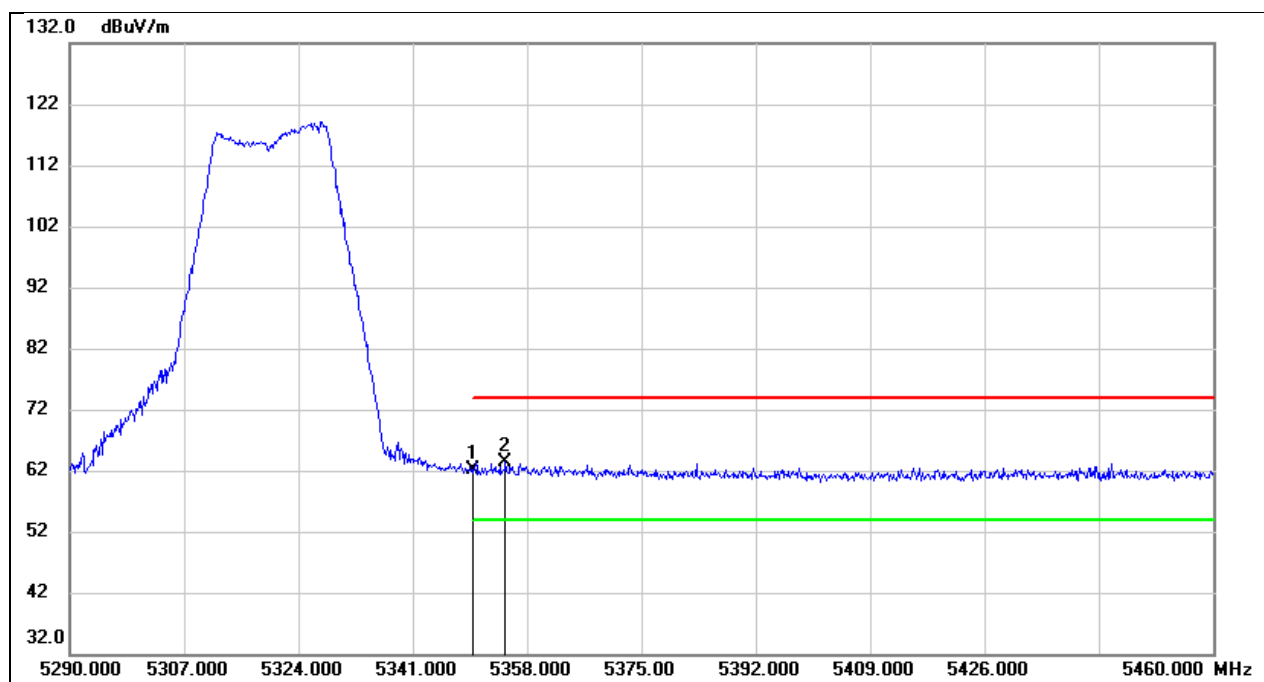
No.	Frequency (MHz)	Reading (dBuV)	Correct (dB/m)	Result (dBuV/m)	Limit (dBuV/m)	Margin (dB)	Remark
1	5150.000	20.18	40.27	60.45	74.00	-13.55	peak
2	5350.000	21.17	40.49	61.66	74.00	-12.34	peak

Test Mode:	802.11ac VHT20 AV	Frequency(MHz):	5260
Polarity:	Vertical	Test Voltage:	AC 120 V, 60 Hz



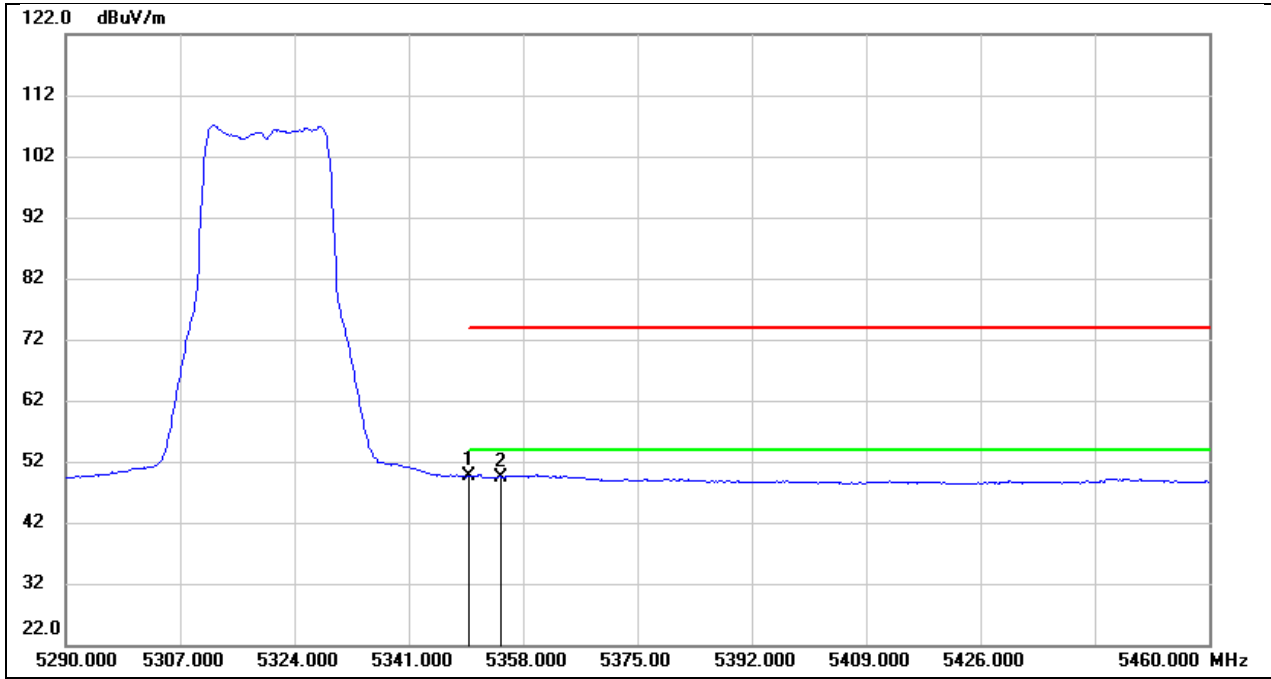
No.	Frequency (MHz)	Reading (dBuV)	Correct (dB/m)	Result (dBuV/m)	Limit (dBuV/m)	Margin (dB)	Remark
1	5150.000	7.95	40.27	48.22	54.00	-5.78	AVG
2	5350.000	8.20	40.49	48.69	54.00	-5.31	AVG

Test Mode:	802.11ac VHT20 PK	Frequency(MHz):	5320
Polarity:	Vertical	Test Voltage:	AC 120 V, 60 Hz



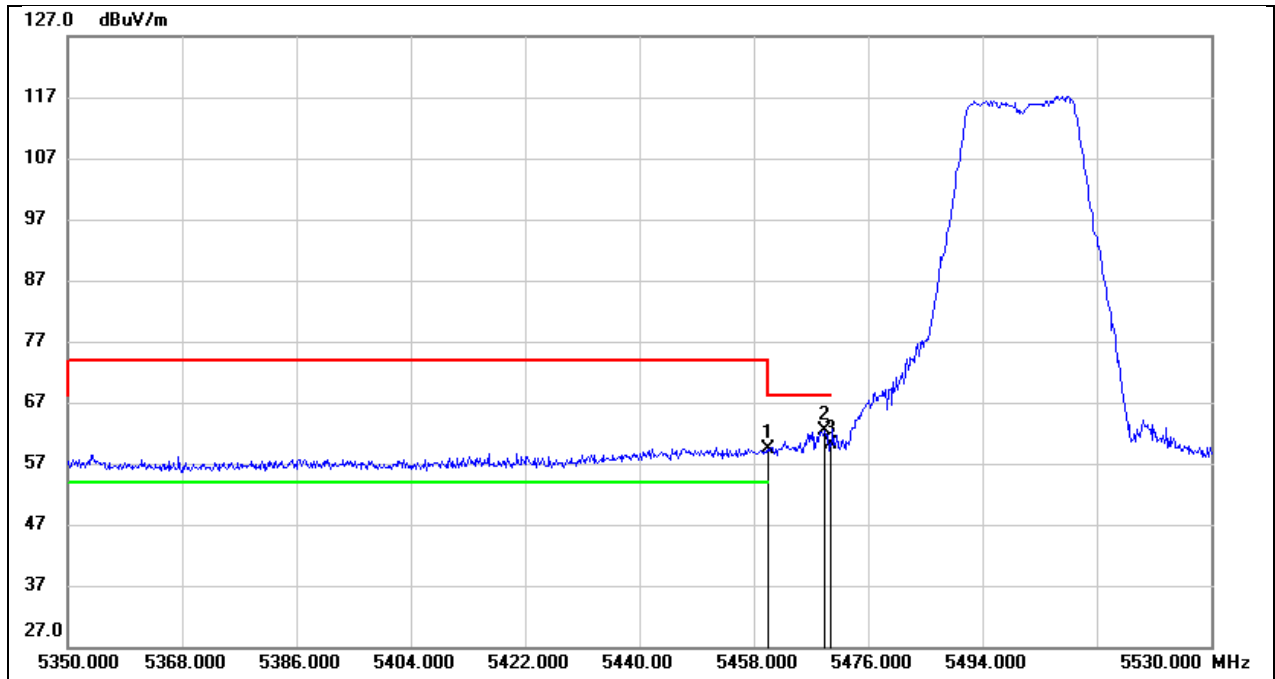
No.	Frequency (MHz)	Reading (dBuV)	Correct (dB/m)	Result (dBuV/m)	Limit (dBuV/m)	Margin (dB)	Remark
1	5350.000	21.74	40.49	62.23	74.00	-11.77	peak
2	5354.770	22.80	40.50	63.30	74.00	-10.70	peak

Test Mode:	802.11ac VHT20 AV	Frequency(MHz):	5320
Polarity:	Vertical	Test Voltage:	AC 120 V, 60 Hz



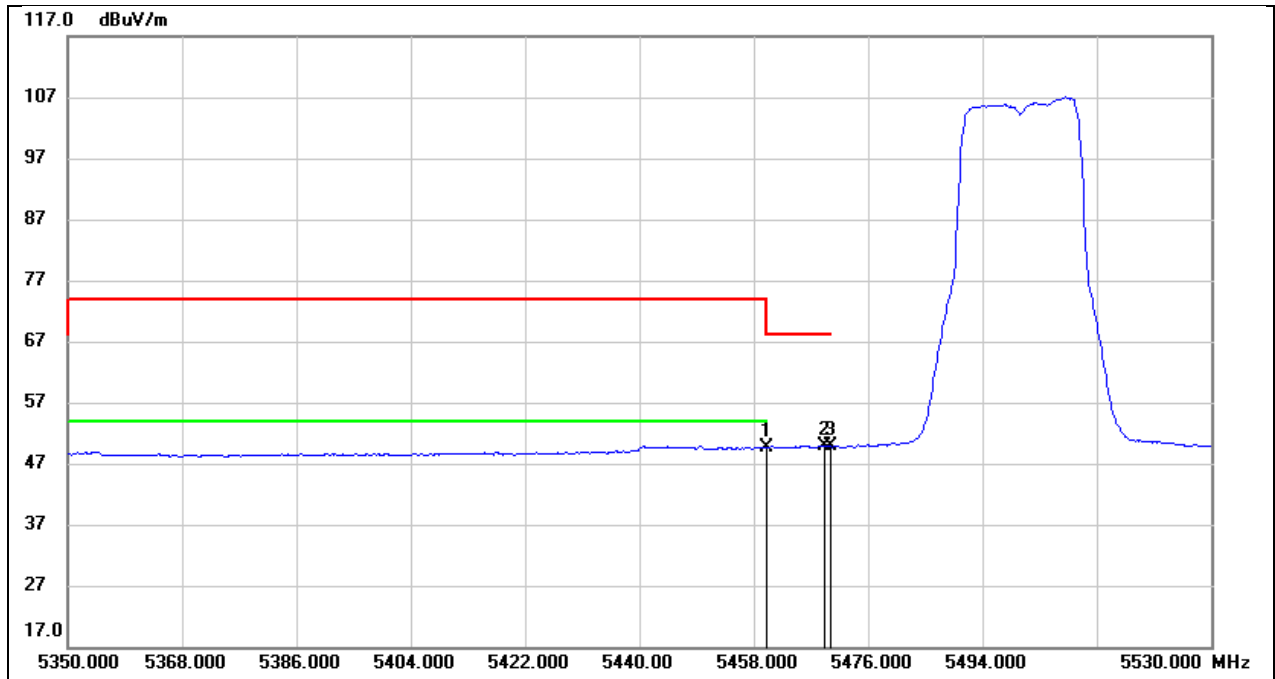
No.	Frequency (MHz)	Reading (dBuV)	Correct (dB/m)	Result (dBuV/m)	Limit (dBuV/m)	Margin (dB)	Remark
1	5350.000	9.10	40.49	49.59	54.00	-4.41	AVG
2	5354.770	8.99	40.50	49.49	54.00	-4.51	AVG

Test Mode:	802.11ac VHT20 PK	Frequency(MHz):	5500
Polarity:	Vertical	Test Voltage:	AC 120 V, 60 Hz



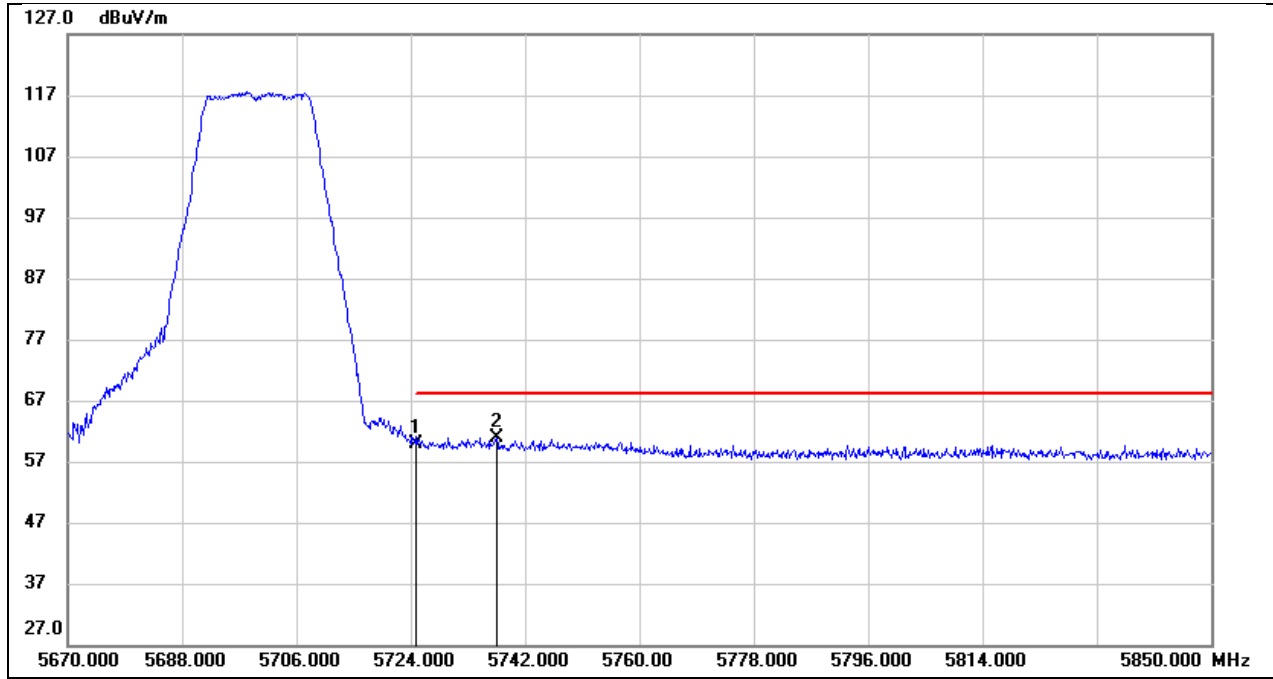
No.	Frequency (MHz)	Reading (dBuV)	Correct (dB/m)	Result (dBuV/m)	Limit (dBuV/m)	Margin (dB)	Remark
1	5460.000	18.74	40.62	59.36	68.20	-8.84	peak
2	5469.160	21.65	40.63	62.28	68.20	-5.92	peak
3	5470.000	19.56	40.63	60.19	68.20	-8.01	peak

Test Mode:	802.11ac VHT20 AV	Frequency(MHz):	5500
Polarity:	Vertical	Test Voltage:	AC 120 V, 60 Hz



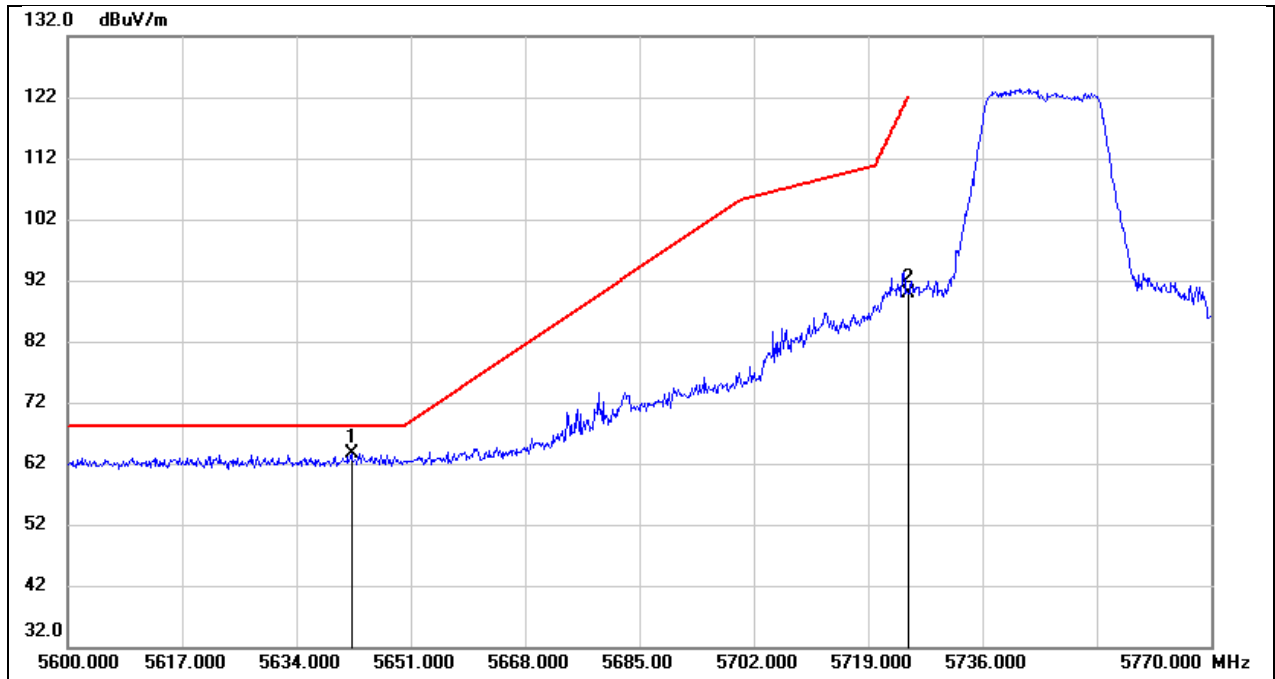
No.	Frequency (MHz)	Reading (dBuV)	Correct (dB/m)	Result (dBuV/m)	Limit (dBuV/m)	Margin (dB)	Remark
1	5460.000	8.98	40.62	49.60	54.00	-4.40	AVG
2	5469.160	9.13	40.63	49.76	68.20	-18.44	AVG
3	5470.000	9.35	40.63	49.98	68.20	-18.22	AVG

Test Mode:	802.11ac VHT20 PK	Frequency(MHz):	5700
Polarity:	Vertical	Test Voltage:	AC 120 V, 60 Hz



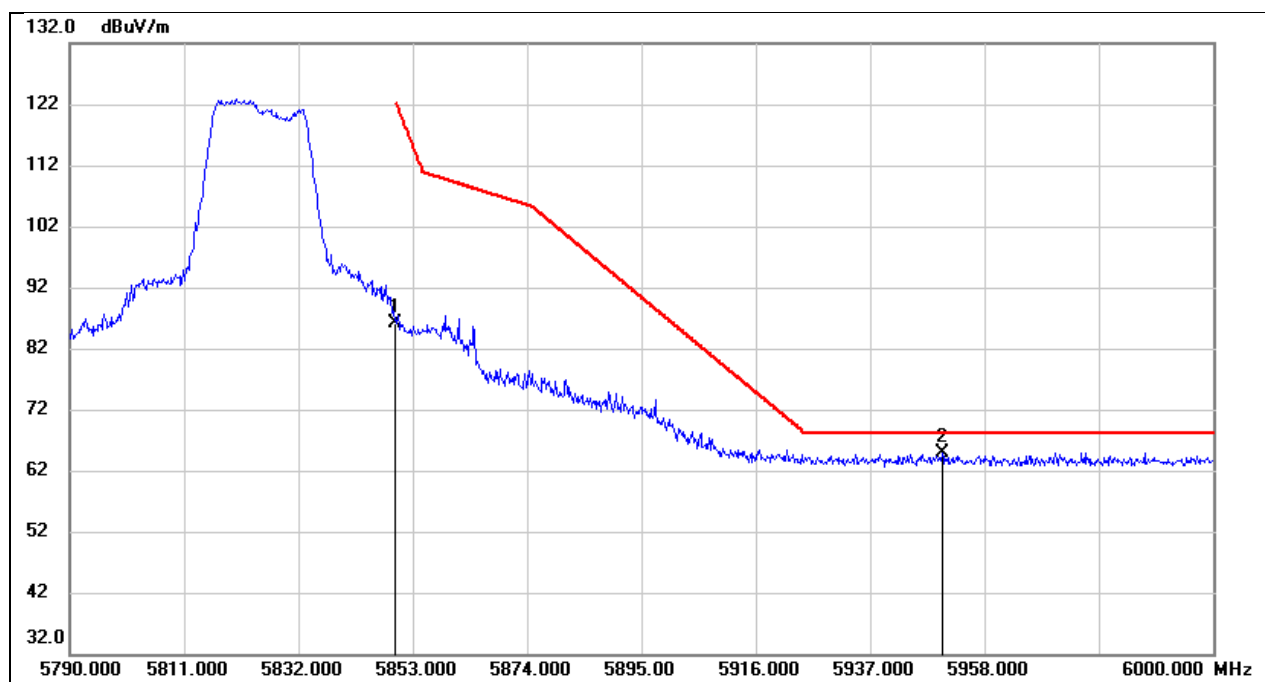
No.	Frequency (MHz)	Reading (dBuV)	Correct (dB/m)	Result (dBuV/m)	Limit (dBuV/m)	Margin (dB)	Remark
1	5725.000	18.65	41.27	59.92	68.20	-8.28	peak
2	5737.500	19.60	41.30	60.90	68.20	-7.30	peak

Test Mode:	802.11ac VHT20 PK	Frequency(MHz):	5745
Polarity:	Vertical	Test Voltage:	AC 120 V, 60 Hz



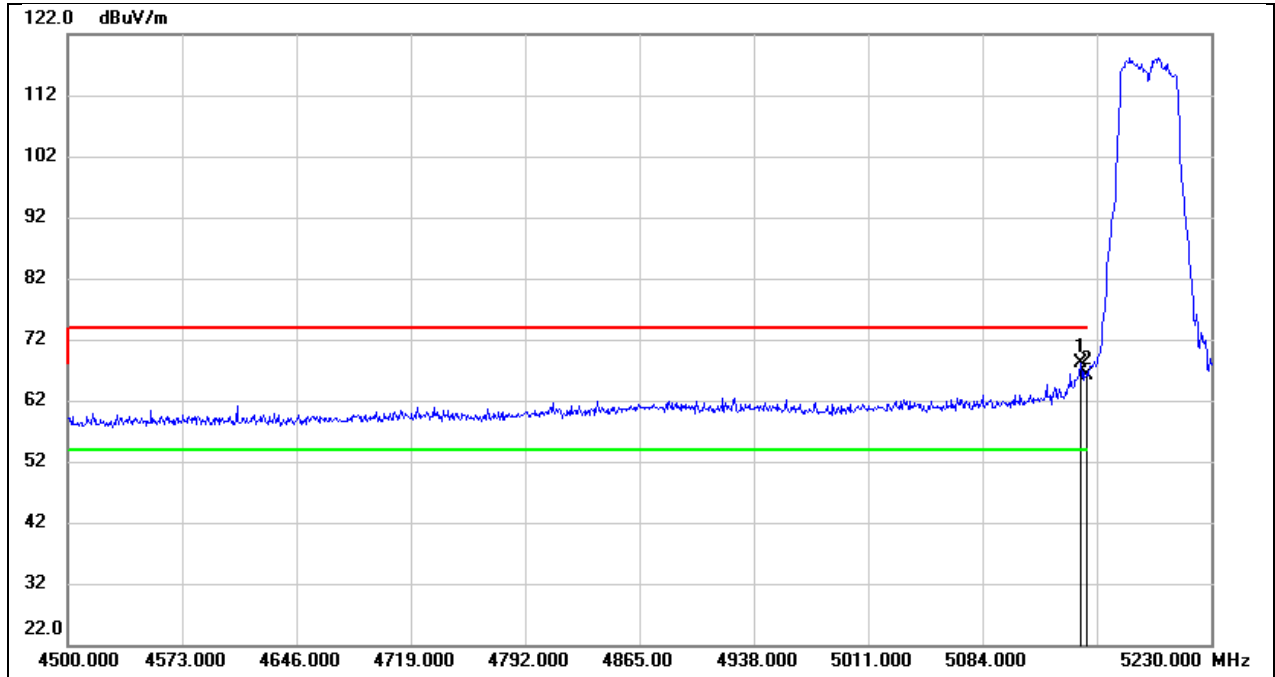
No.	Frequency (MHz)	Reading (dBuV)	Correct (dB/m)	Result (dBuV/m)	Limit (dBuV/m)	Margin (dB)	Remark
1	5642.160	22.62	41.04	63.66	68.20	-4.54	peak
2	5725.000	48.66	41.27	89.93	122.20	-32.27	peak

Test Mode:	802.11ac VHT20 PK	Frequency(MHz):	5825
Polarity:	Vertical	Test Voltage:	AC 120 V, 60 Hz



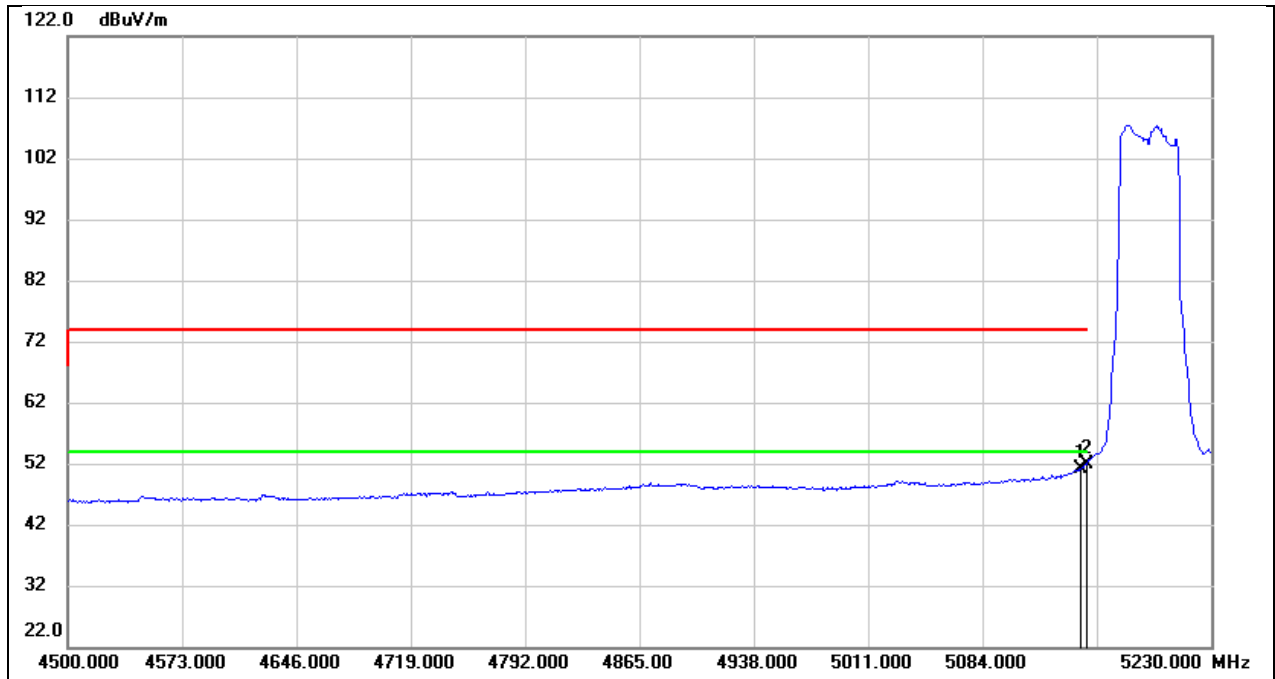
No.	Frequency (MHz)	Reading (dBuV)	Correct (dB/m)	Result (dBuV/m)	Limit (dBuV/m)	Margin (dB)	Remark
1	5850.000	44.50	41.60	86.10	122.20	-36.10	peak
2	5950.230	23.05	41.87	64.92	68.20	-3.28	peak

Test Mode:	802.11ac VHT40 PK	Frequency(MHz):	5190
Polarity:	Vertical	Test Voltage:	AC 120 V, 60 Hz



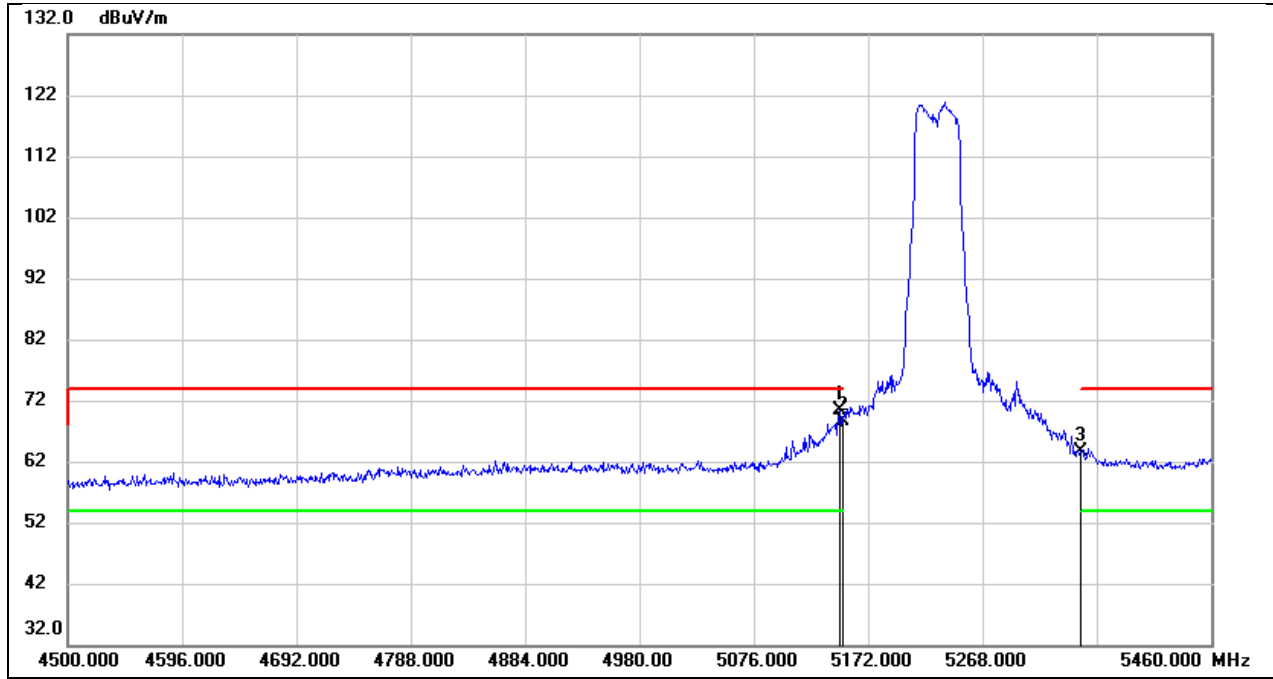
No.	Frequency (MHz)	Reading (dBuV)	Correct (dB/m)	Result (dBuV/m)	Limit (dBuV/m)	Margin (dB)	Remark
1	5146.780	27.93	40.27	68.20	74.00	-5.80	peak
2	5150.000	25.83	40.27	66.10	74.00	-7.90	peak

Test Mode:	802.11ac VHT40 AV	Frequency(MHz):	5190
Polarity:	Vertical	Test Voltage:	AC 120 V, 60 Hz



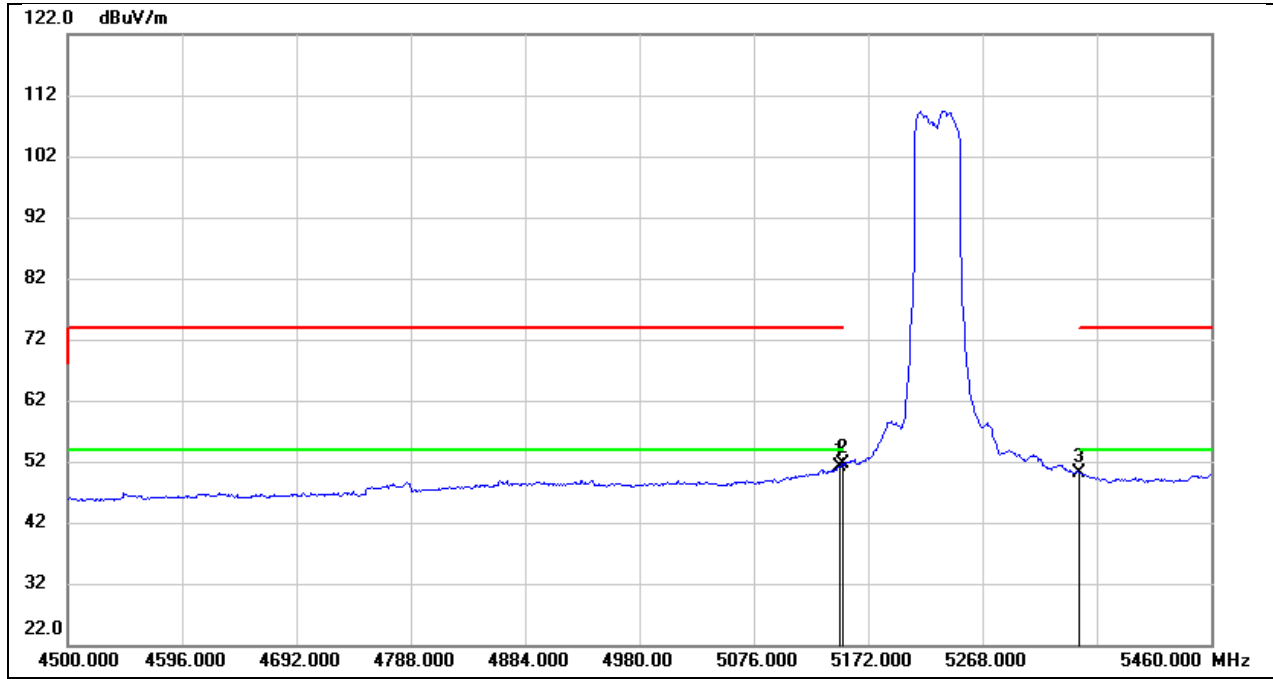
No.	Frequency (MHz)	Reading (dBuV)	Correct (dB/m)	Result (dBuV/m)	Limit (dBuV/m)	Margin (dB)	Remark
1	5146.780	10.79	40.27	51.06	54.00	-2.94	AVG
2	5150.000	11.65	40.27	51.92	54.00	-2.08	AVG

Test Mode:	802.11ac VHT40 PK	Frequency(MHz):	5230
Polarity:	Vertical	Test Voltage:	AC 120 V, 60 Hz



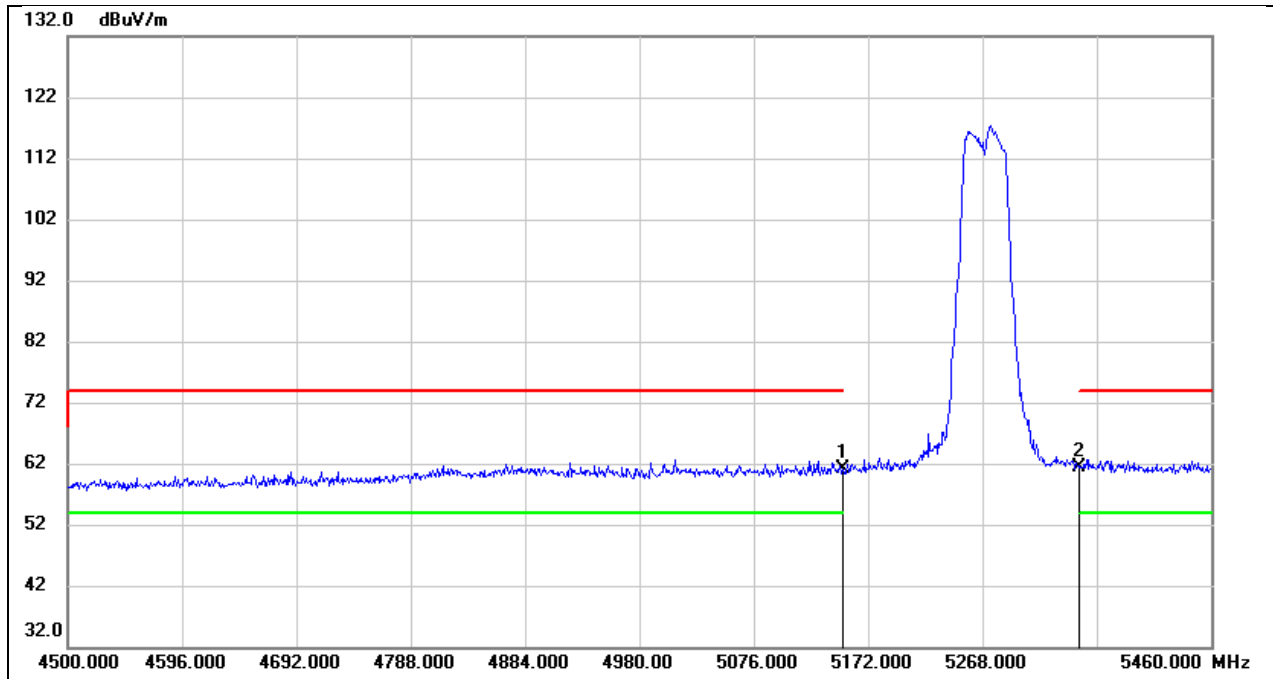
No.	Frequency (MHz)	Reading (dBuV)	Correct (dB/m)	Result (dBuV/m)	Limit (dBuV/m)	Margin (dB)	Remark
1	5148.000	30.20	40.28	70.48	74.00	-3.52	peak
2	5150.000	28.40	40.27	68.67	74.00	-5.33	peak
3	5350.000	23.15	40.49	63.64	74.00	-10.36	peak

Test Mode:	802.11ac VHT40 AV	Frequency(MHz):	5230
Polarity:	Vertical	Test Voltage:	AC 120 V, 60 Hz



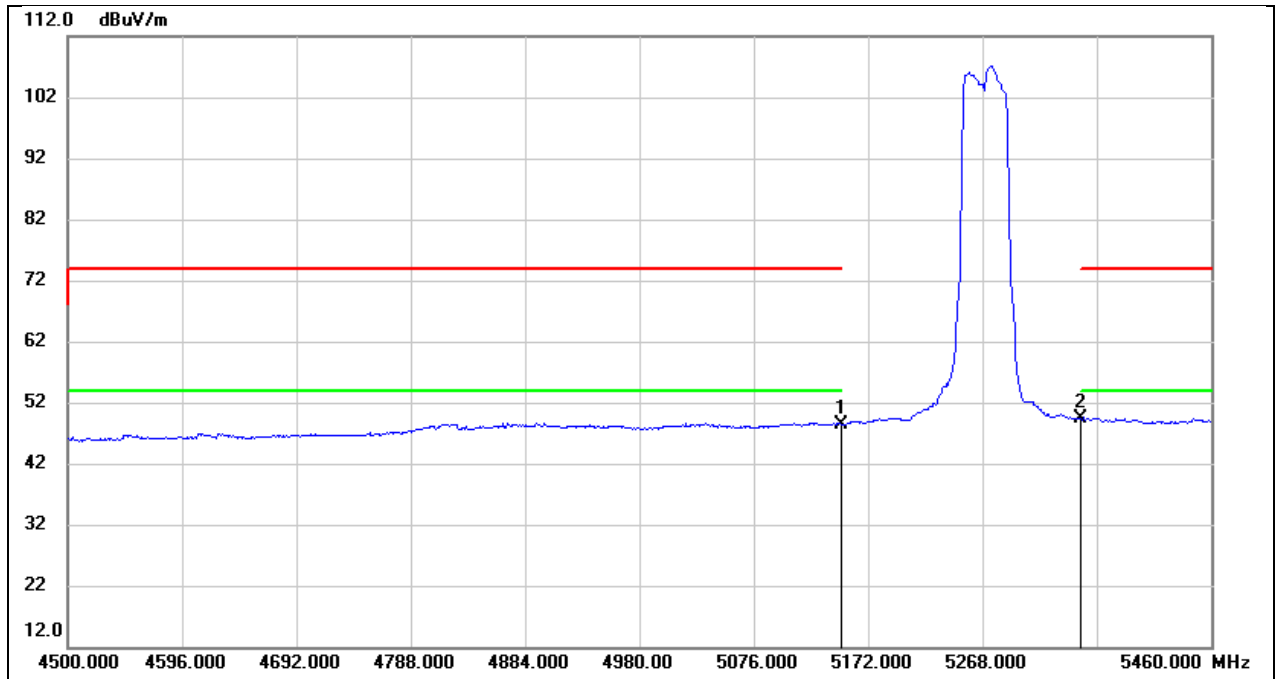
No.	Frequency (MHz)	Reading (dBuV)	Correct (dB/m)	Result (dBuV/m)	Limit (dBuV/m)	Margin (dB)	Remark
1	5148.000	10.84	40.28	51.12	54.00	-2.88	AVG
2	5150.000	11.41	40.27	51.68	54.00	-2.32	AVG
3	5350.000	9.52	40.49	50.01	54.00	-3.99	AVG

Test Mode:	802.11ac VHT40 PK	Frequency(MHz):	5270
Polarity:	Vertical	Test Voltage:	AC 120 V, 60 Hz



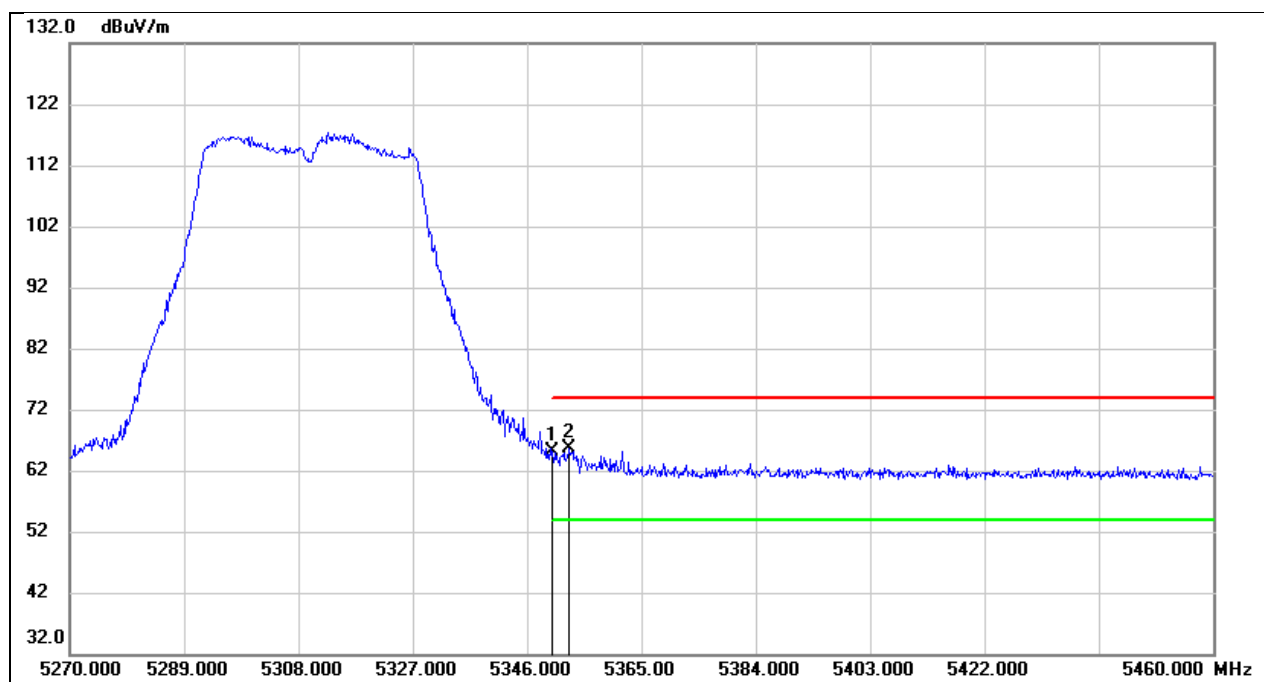
No.	Frequency (MHz)	Reading (dBuV)	Correct (dB/m)	Result (dBuV/m)	Limit (dBuV/m)	Margin (dB)	Remark
1	5150.000	20.98	40.27	61.25	74.00	-12.75	peak
2	5350.000	20.93	40.49	61.42	74.00	-12.58	peak

Test Mode:	802.11ac VHT40 AV	Frequency(MHz):	5270
Polarity:	Vertical	Test Voltage:	AC 120 V, 60 Hz



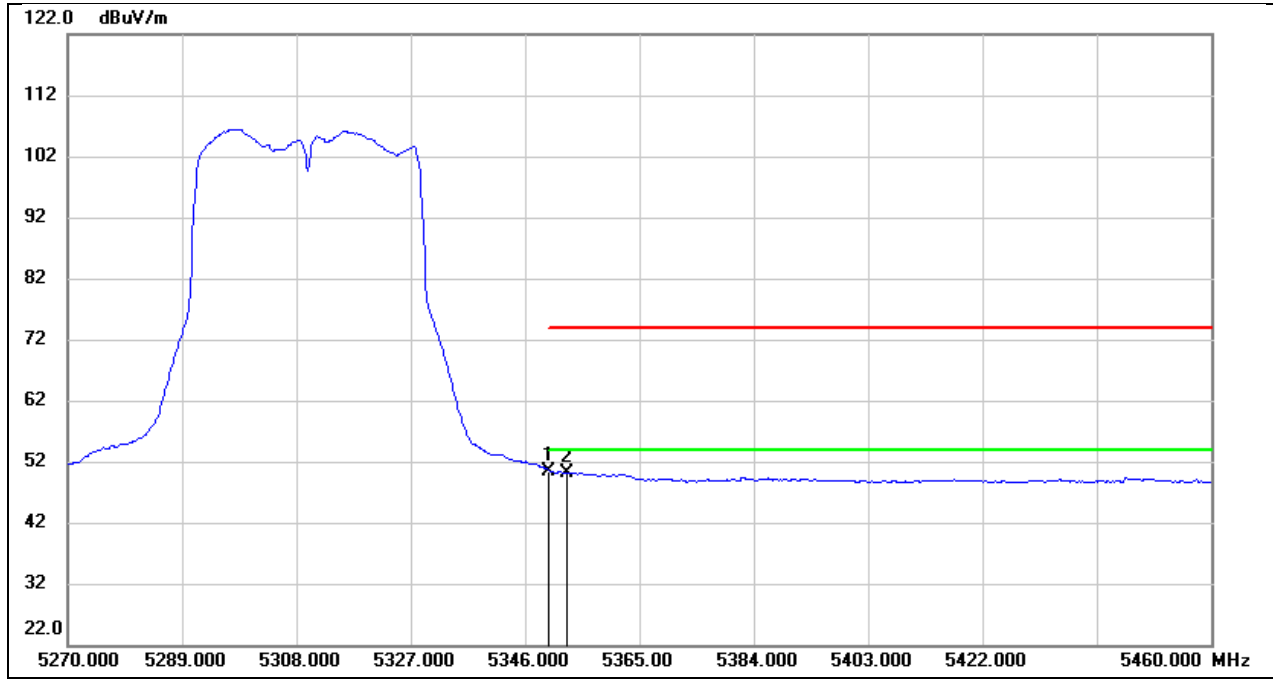
No.	Frequency (MHz)	Reading (dBuV)	Correct (dB/m)	Result (dBuV/m)	Limit (dBuV/m)	Margin (dB)	Remark
1	5150.000	8.16	40.27	48.43	54.00	-5.57	AVG
2	5350.000	8.86	40.49	49.35	54.00	-4.65	AVG

Test Mode:	802.11ac VHT40 PK	Frequency(MHz):	5310
Polarity:	Vertical	Test Voltage:	AC 120 V, 60 Hz



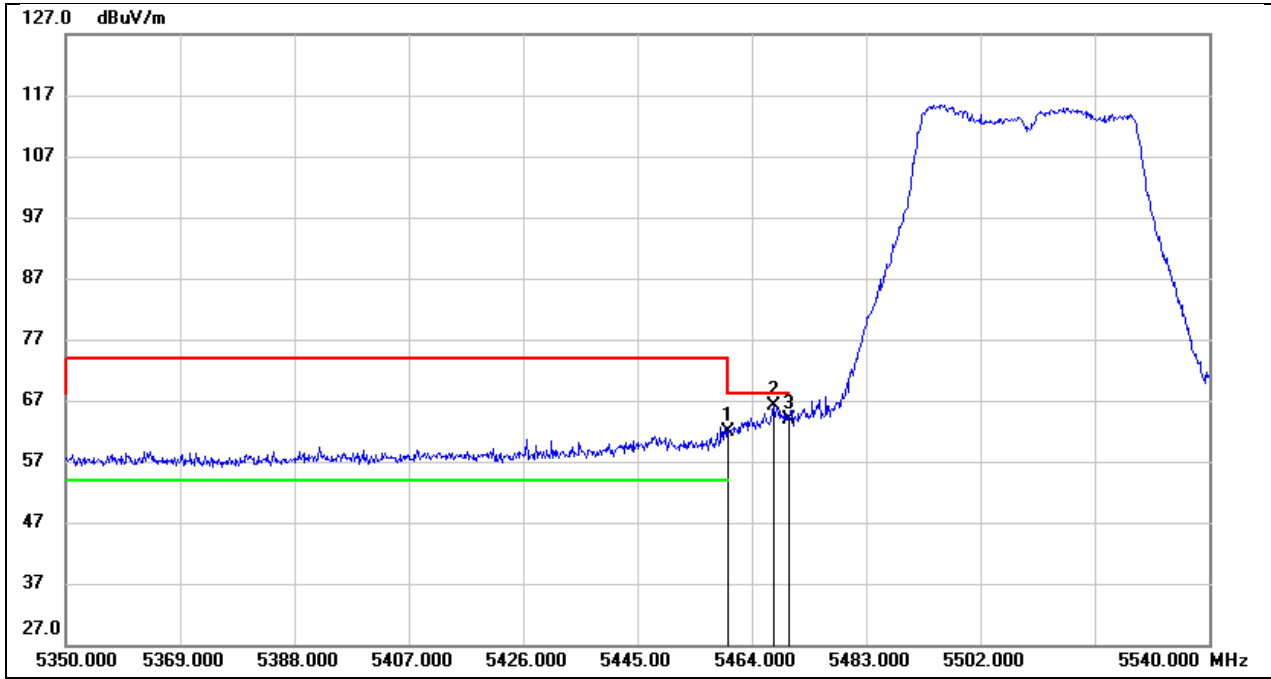
No.	Frequency (MHz)	Reading (dBuV)	Correct (dB/m)	Result (dBuV/m)	Limit (dBuV/m)	Margin (dB)	Remark
1	5350.000	24.68	40.49	65.17	74.00	-8.83	peak
2	5353.030	25.14	40.50	65.64	74.00	-8.36	peak

Test Mode:	802.11ac VHT40 AV	Frequency(MHz):	5310
Polarity:	Vertical	Test Voltage:	AC 120 V, 60 Hz



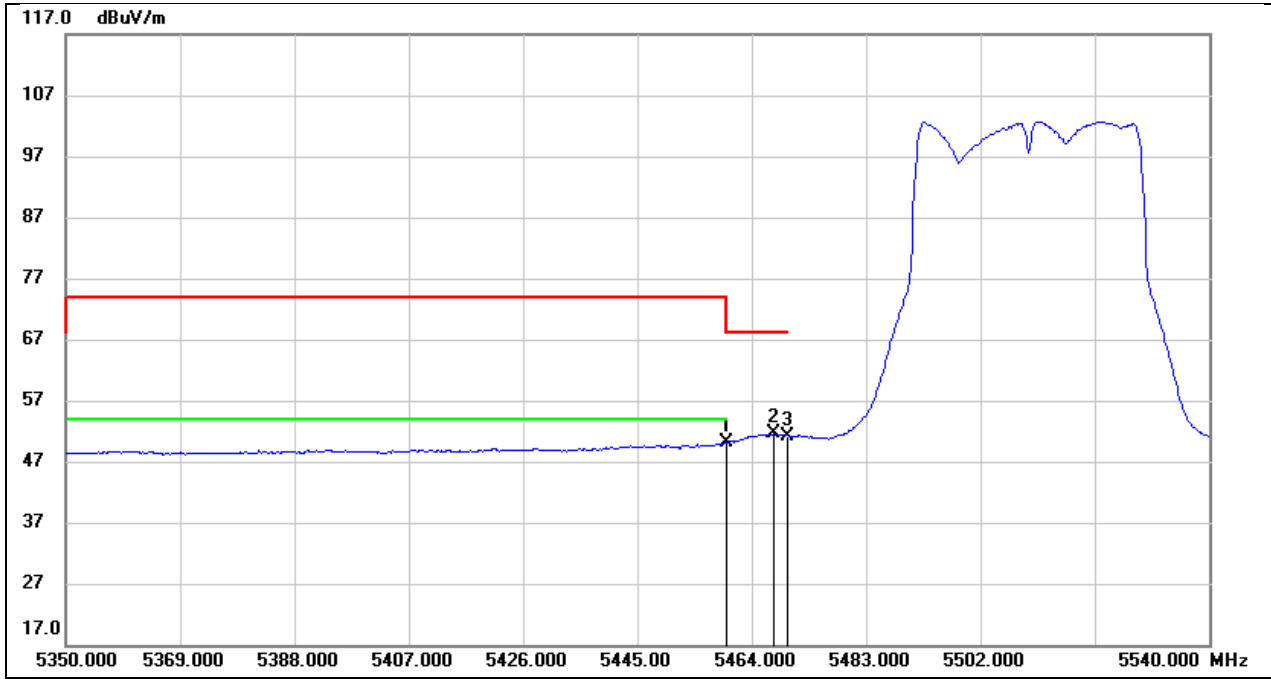
No.	Frequency (MHz)	Reading (dBuV)	Correct (dB/m)	Result (dBuV/m)	Limit (dBuV/m)	Margin (dB)	Remark
1	5350.000	9.93	40.49	50.42	54.00	-3.58	AVG
2	5353.030	9.64	40.50	50.14	54.00	-3.86	AVG

Test Mode:	802.11ac VHT40 PK	Frequency(MHz):	5510
Polarity:	Vertical	Test Voltage:	AC 120 V, 60 Hz



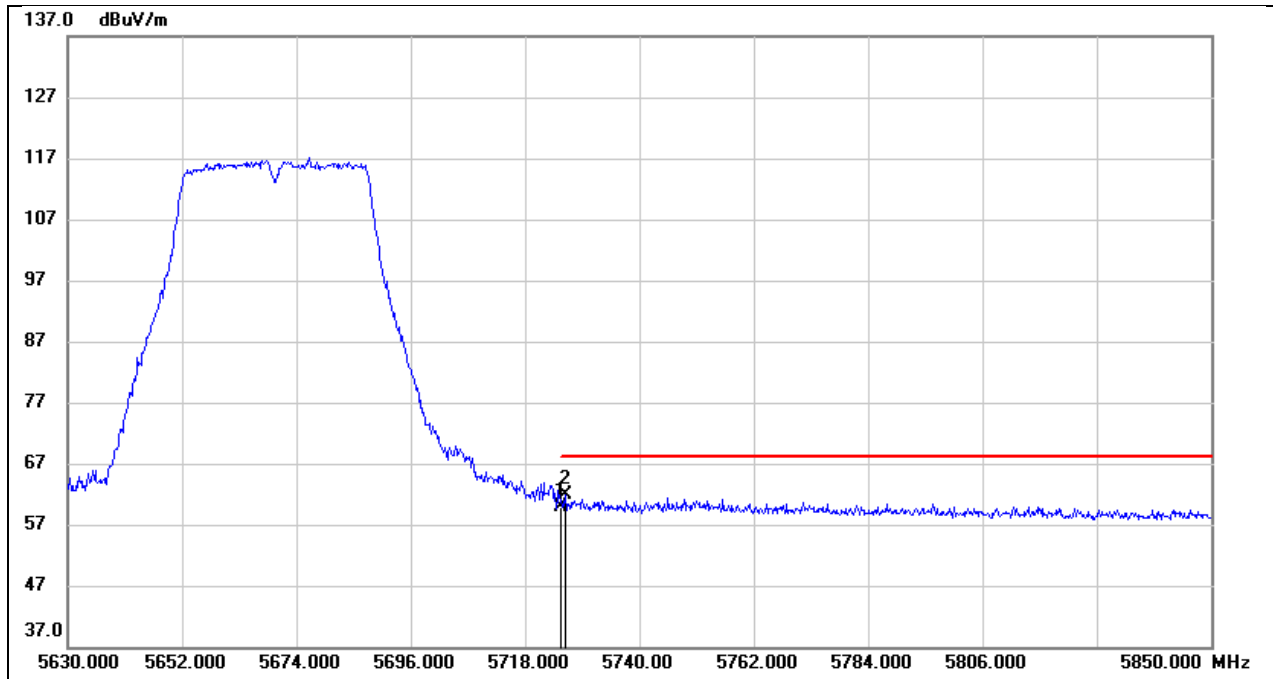
No.	Frequency (MHz)	Reading (dBuV)	Correct (dB/m)	Result (dBuV/m)	Limit (dBuV/m)	Margin (dB)	Remark
1	5460.000	21.35	40.62	61.97	68.20	-6.23	peak
2	5467.610	25.53	40.63	66.16	68.20	-2.04	peak
3	5470.000	23.35	40.63	63.98	68.20	-4.22	peak

Test Mode:	802.11ac VHT40 AV	Frequency(MHz):	5510
Polarity:	Vertical	Test Voltage:	AC 120 V, 60 Hz



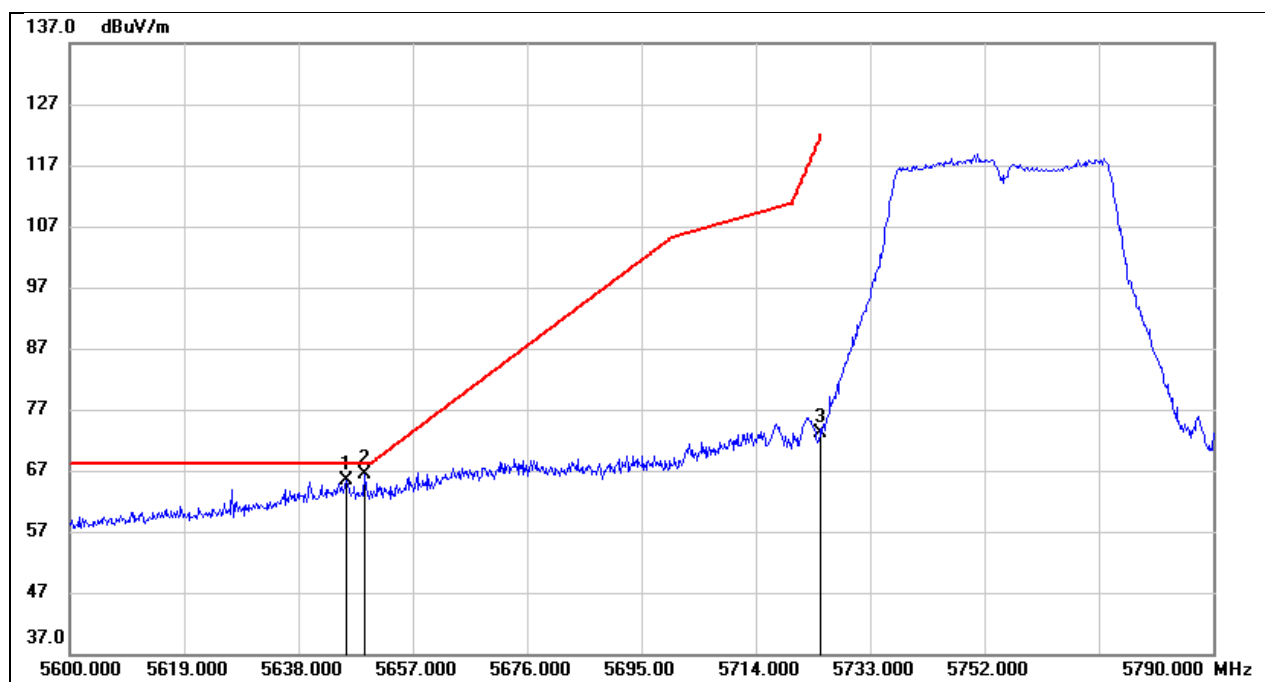
No.	Frequency (MHz)	Reading (dBuV)	Correct (dB/m)	Result (dBuV/m)	Limit (dBuV/m)	Margin (dB)	Remark
1	5460.000	9.43	40.62	50.05	54.00	-3.95	AVG
2	5467.610	10.93	40.63	51.56	68.20	-16.64	AVG
3	5470.000	10.53	40.63	51.16	68.20	-17.04	AVG

Test Mode:	802.11ac VHT40 PK	Frequency(MHz):	5670
Polarity:	Vertical	Test Voltage:	AC 120 V, 60 Hz



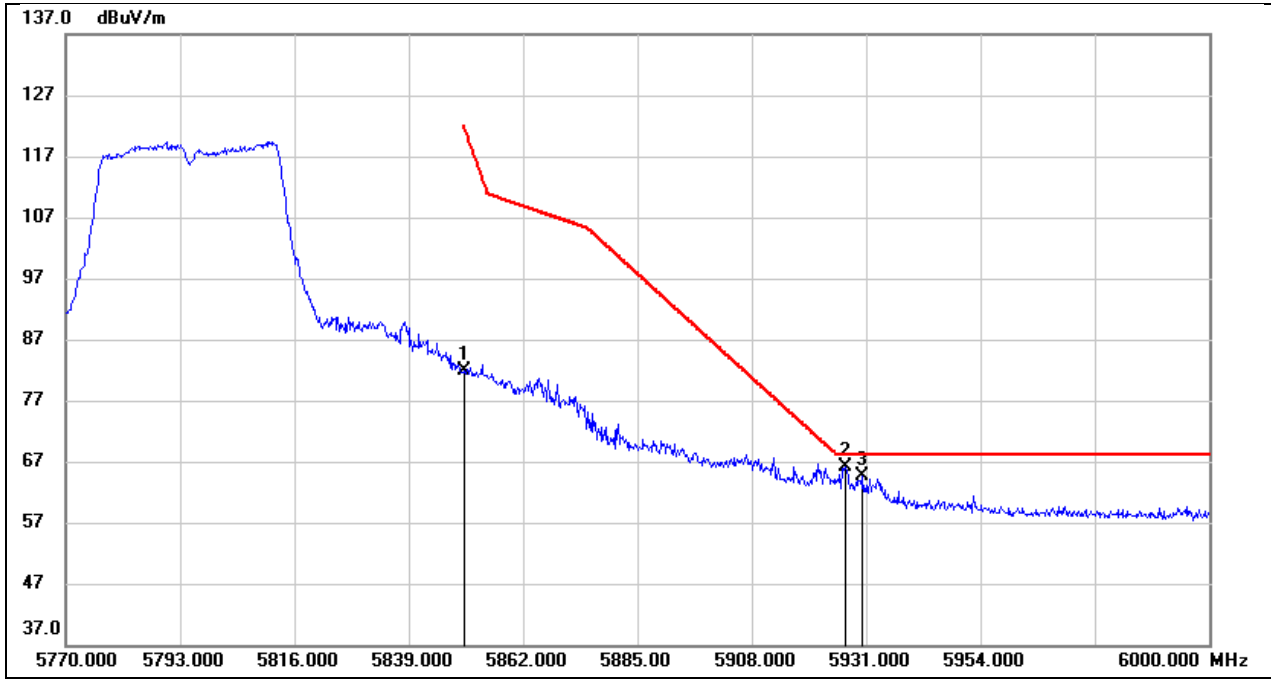
No.	Frequency (MHz)	Reading (dBuV)	Correct (dB/m)	Result (dBuV/m)	Limit (dBuV/m)	Margin (dB)	Remark
1	5725.000	18.70	41.27	59.97	68.20	-8.23	peak
2	5725.700	20.56	41.27	61.83	68.20	-6.37	peak

Test Mode:	802.11ac VHT40 PK	Frequency(MHz):	5755
Polarity:	Vertical	Test Voltage:	AC 120 V, 60 Hz



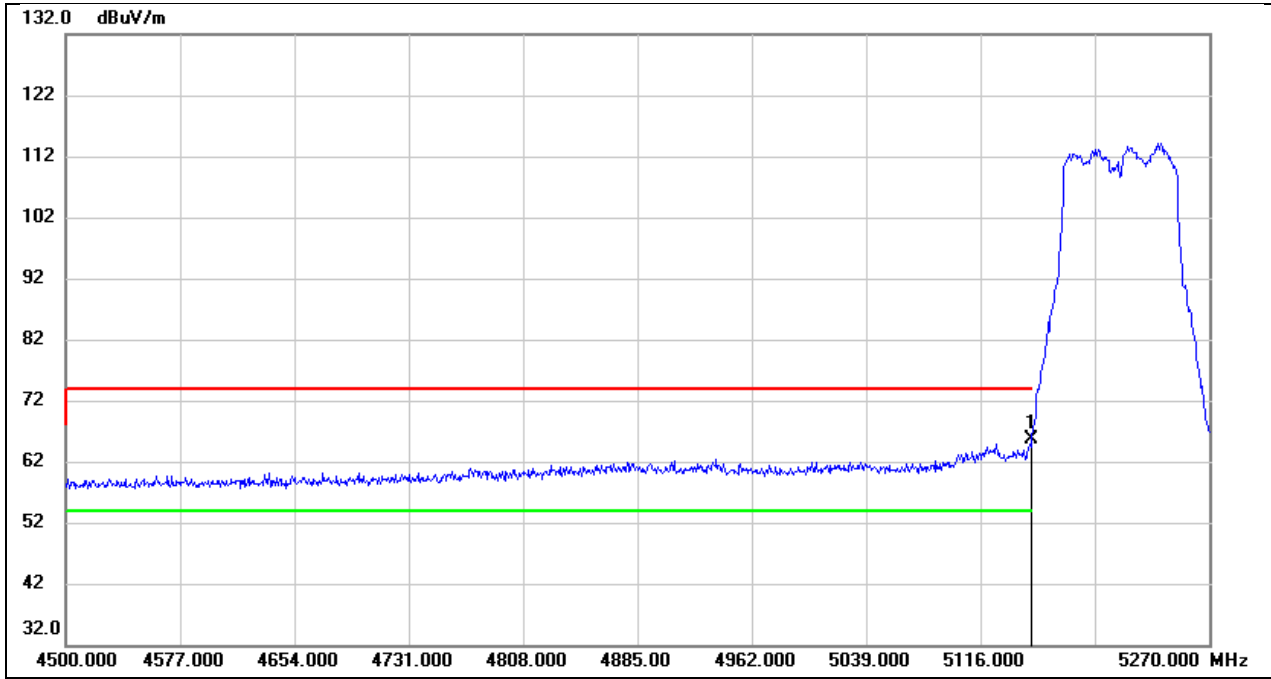
No.	Frequency (MHz)	Reading (dBuV)	Correct (dB/m)	Result (dBuV/m)	Limit (dBuV/m)	Margin (dB)	Remark
1	5645.980	24.33	41.06	65.39	68.20	-2.81	peak
2	5649.020	25.29	41.06	66.35	68.20	-1.85	peak
3	5725.000	31.98	41.27	73.25	122.20	-48.95	peak

Test Mode:	802.11ac VHT40 PK	Frequency(MHz):	5795
Polarity:	Vertical	Test Voltage:	AC 120 V, 60 Hz



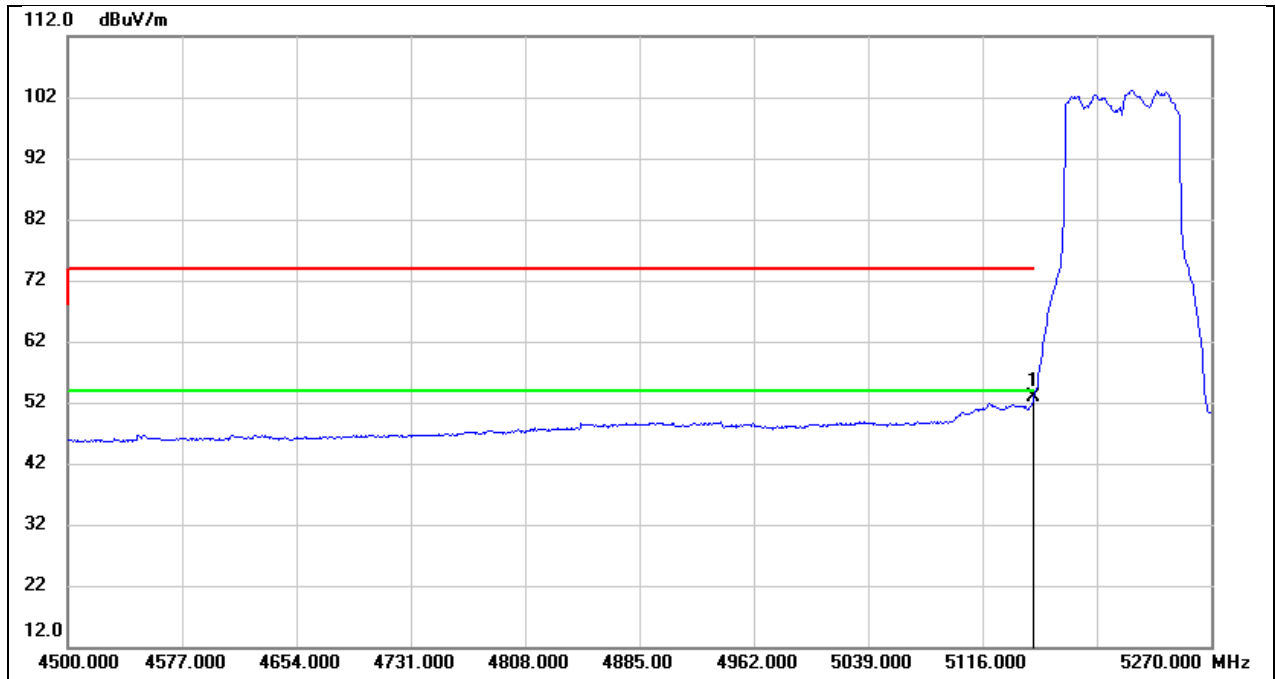
No.	Frequency (MHz)	Reading (dBuV)	Correct (dB/m)	Result (dBuV/m)	Limit (dBuV/m)	Margin (dB)	Remark
1	5850.000	40.24	41.60	81.84	122.20	-40.36	peak
2	5926.860	24.41	41.81	66.22	68.20	-1.98	peak
3	5930.310	22.87	41.81	64.68	68.20	-3.52	peak

Test Mode:	802.11ac VHT80 PK	Frequency(MHz):	5210
Polarity:	Vertical	Test Voltage:	AC 120 V, 60 Hz



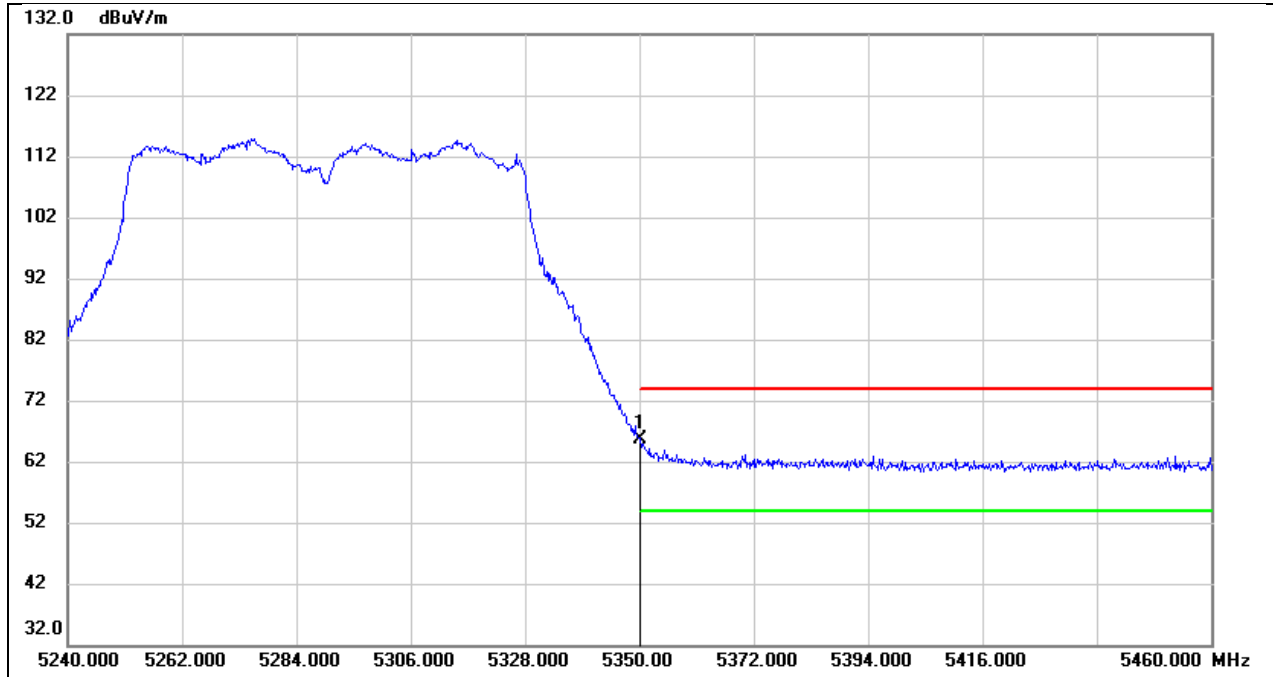
No.	Frequency (MHz)	Reading (dBuV)	Correct (dB/m)	Result (dBuV/m)	Limit (dBuV/m)	Margin (dB)	Remark
1	5150.000	25.45	40.27	65.72	74.00	-8.28	peak

Test Mode:	802.11ac VHT80 AV	Frequency(MHz):	5210
Polarity:	Vertical	Test Voltage:	AC 120 V, 60 Hz



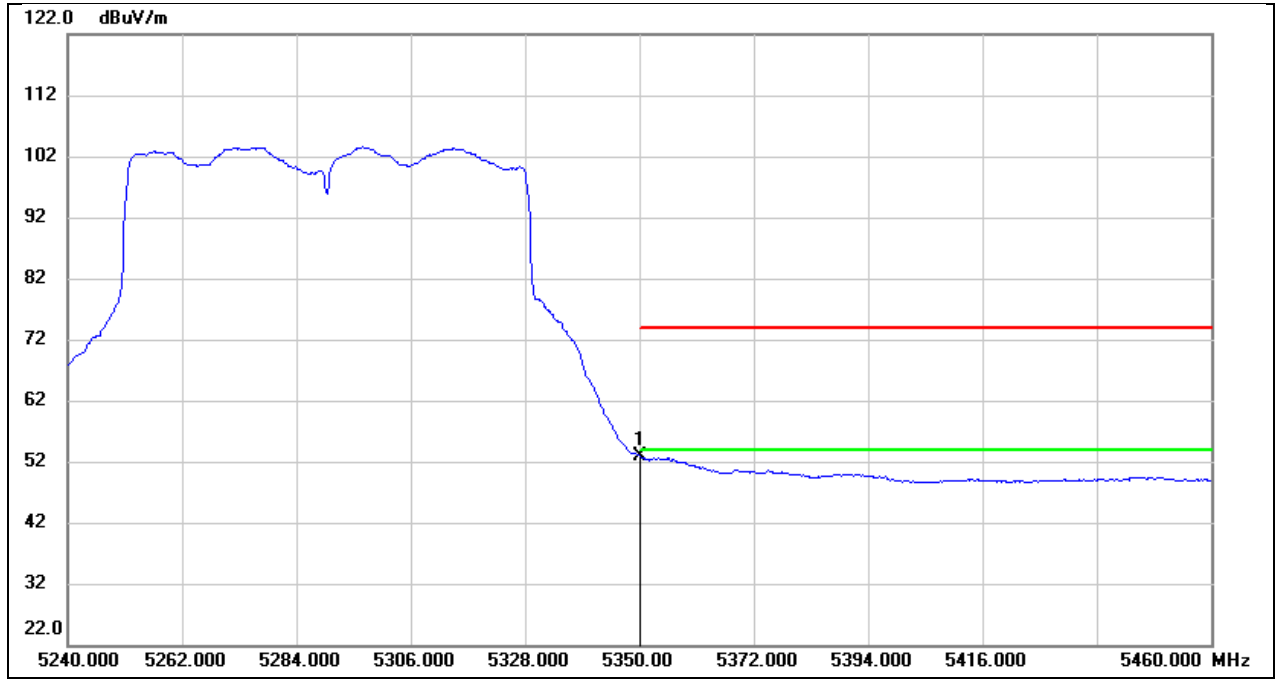
No.	Frequency (MHz)	Reading (dBuV)	Correct (dB/m)	Result (dBuV/m)	Limit (dBuV/m)	Margin (dB)	Remark
1	5150.000	12.73	40.27	53.00	74.00	-21.00	peak

Test Mode:	802.11ac VHT80 PK	Frequency(MHz):	5290
Polarity:	Vertical	Test Voltage:	AC 120 V, 60 Hz



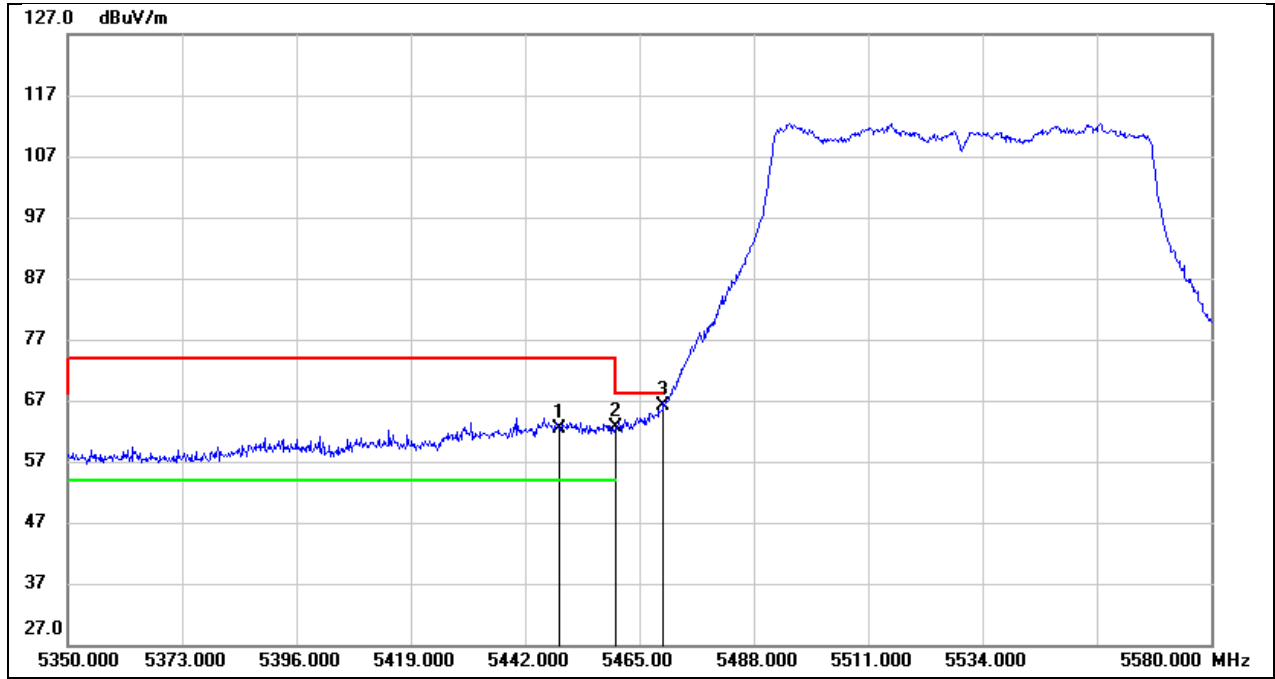
No.	Frequency (MHz)	Reading (dBuV)	Correct (dB/m)	Result (dBuV/m)	Limit (dBuV/m)	Margin (dB)	Remark
1	5350.000	25.22	40.49	65.71	74.00	-8.29	peak

Test Mode:	802.11ac VHT80 AV	Frequency(MHz):	5290
Polarity:	Vertical	Test Voltage:	AC 120 V, 60 Hz



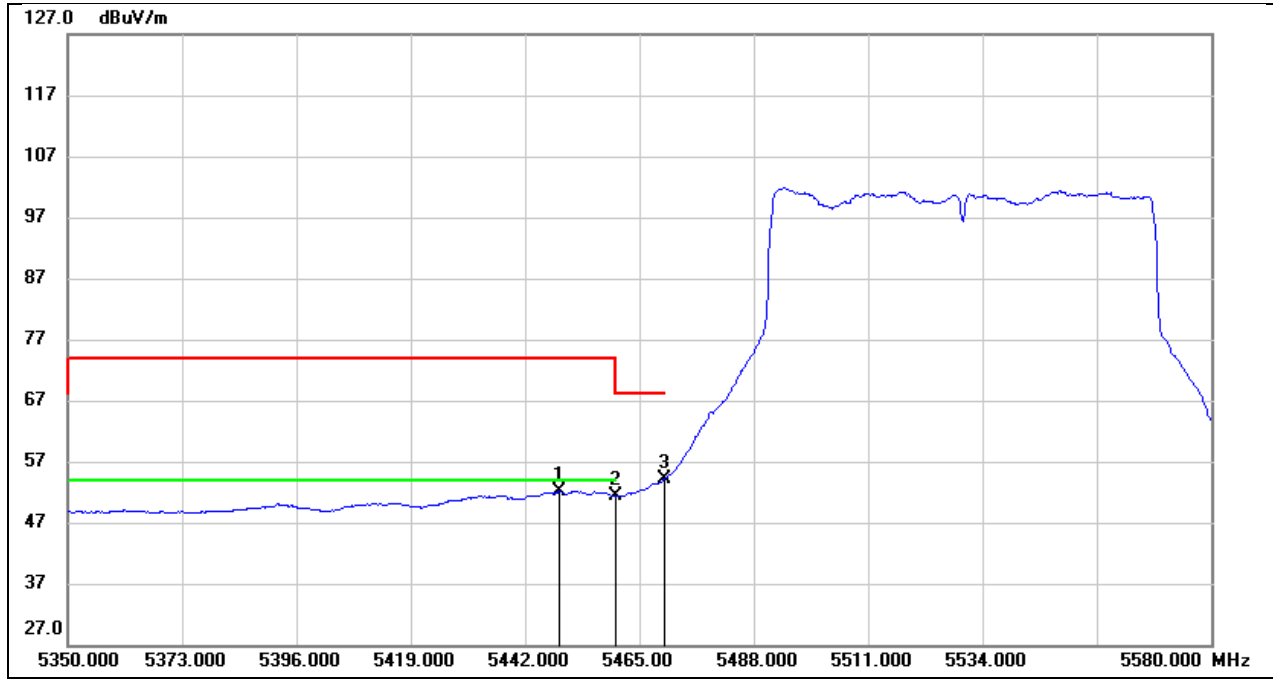
No.	Frequency (MHz)	Reading (dBuV)	Correct (dB/m)	Result (dBuV/m)	Limit (dBuV/m)	Margin (dB)	Remark
1	5350.000	12.50	40.49	52.99	54.00	-1.01	AVG

Test Mode:	802.11ac VHT80 PK	Frequency(MHz):	5530
Polarity:	Vertical	Test Voltage:	AC 120 V, 60 Hz



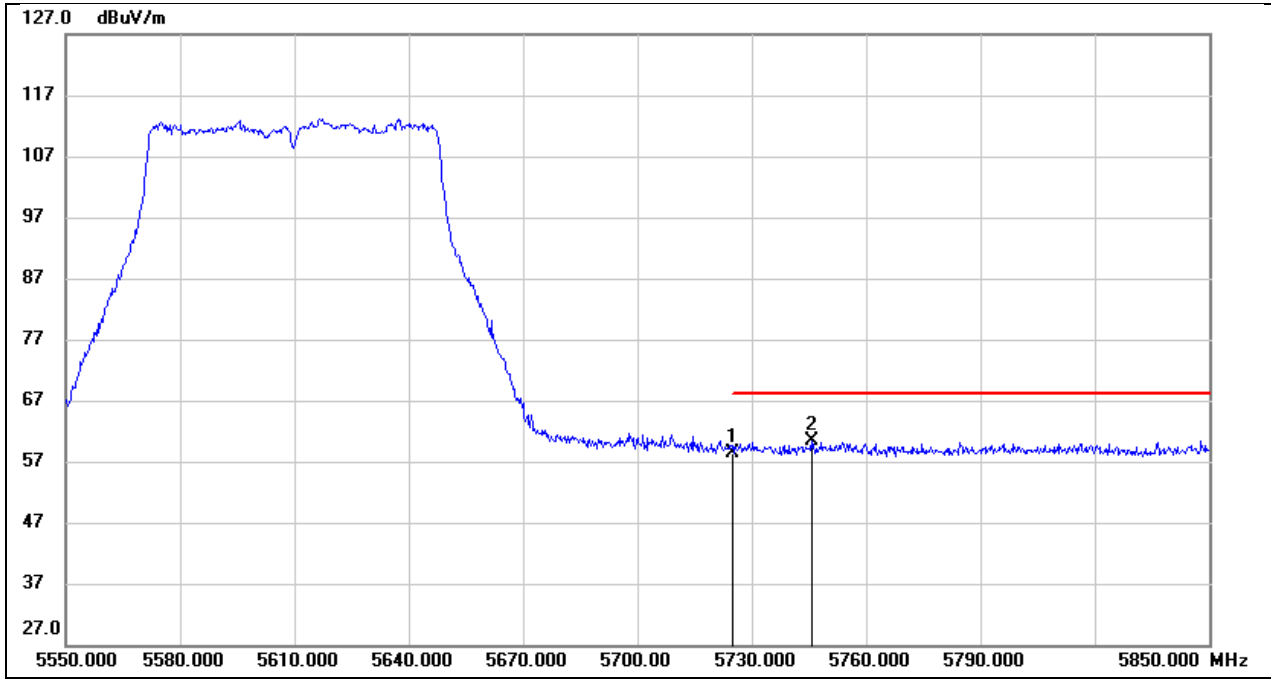
No.	Frequency (MHz)	Reading (dBuV)	Correct (dB/m)	Result (dBuV/m)	Limit (dBuV/m)	Margin (dB)	Remark
1	5448.900	21.73	40.61	62.34	74.00	-11.66	peak
2	5460.000	22.01	40.62	62.63	68.20	-5.57	peak
3	5470.000	25.57	40.63	66.20	68.20	-2.00	peak

Test Mode:	802.11ac VHT80 AV	Frequency(MHz):	5530
Polarity:	Vertical	Test Voltage:	AC 120 V, 60 Hz



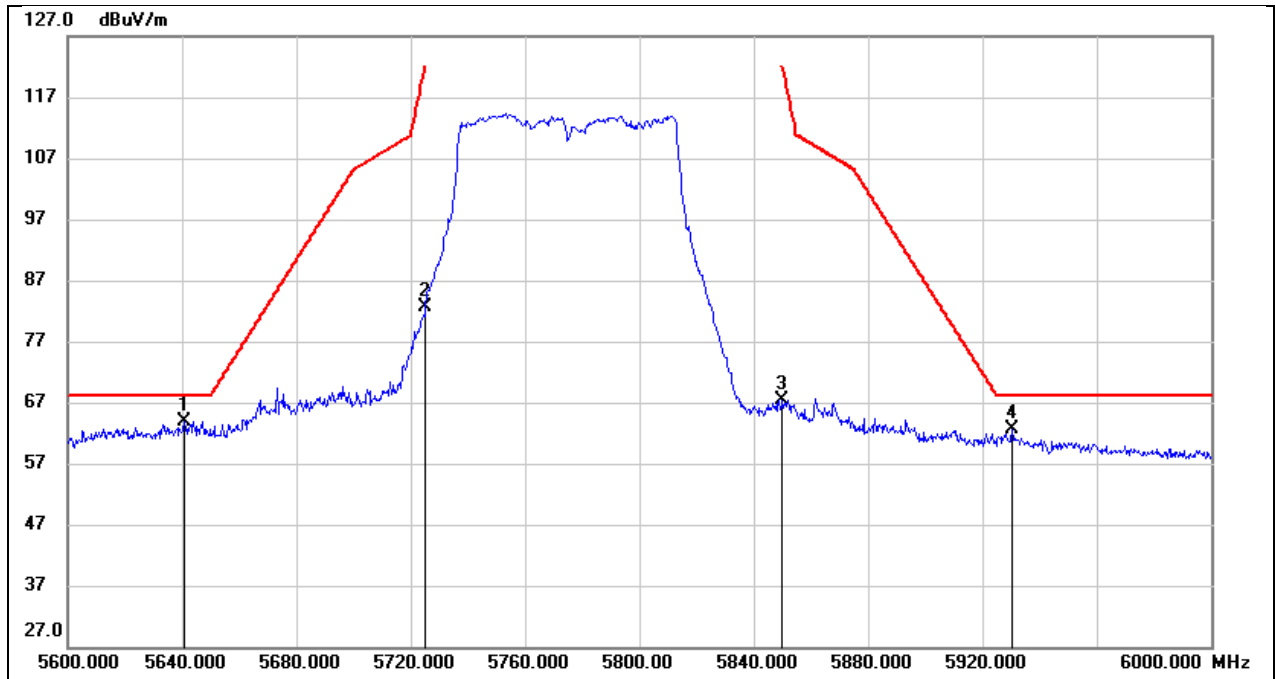
No.	Frequency (MHz)	Reading (dBuV)	Correct (dB/m)	Result (dBuV/m)	Limit (dBuV/m)	Margin (dB)	Remark
1	5448.900	11.56	40.61	52.17	54.00	-1.83	AVG
2	5460.000	10.77	40.62	51.39	54.00	-2.61	AVG
3	5470.000	13.54	40.63	54.17	68.20	-14.03	AVG

Test Mode:	802.11ac VHT80 PK	Frequency(MHz):	5610
Polarity:	Vertical	Test Voltage:	AC 120 V, 60 Hz



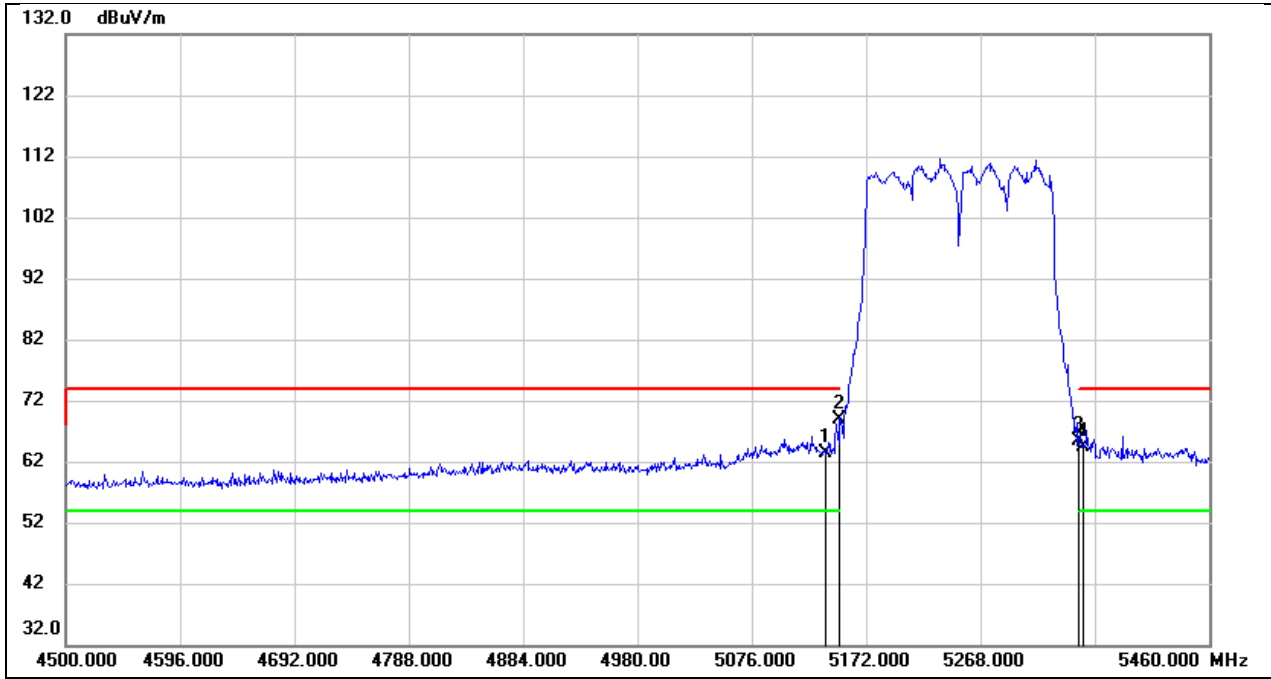
No.	Frequency (MHz)	Reading (dBuV)	Correct (dB/m)	Result (dBuV/m)	Limit (dBuV/m)	Margin (dB)	Remark
1	5725.000	17.11	41.27	58.38	68.20	-9.82	peak
2	5745.600	19.08	41.32	60.40	68.20	-7.80	peak

Test Mode:	802.11ac VHT80 PK	Frequency(MHz):	5775
Polarity:	Vertical	Test Voltage:	AC 120 V, 60 Hz



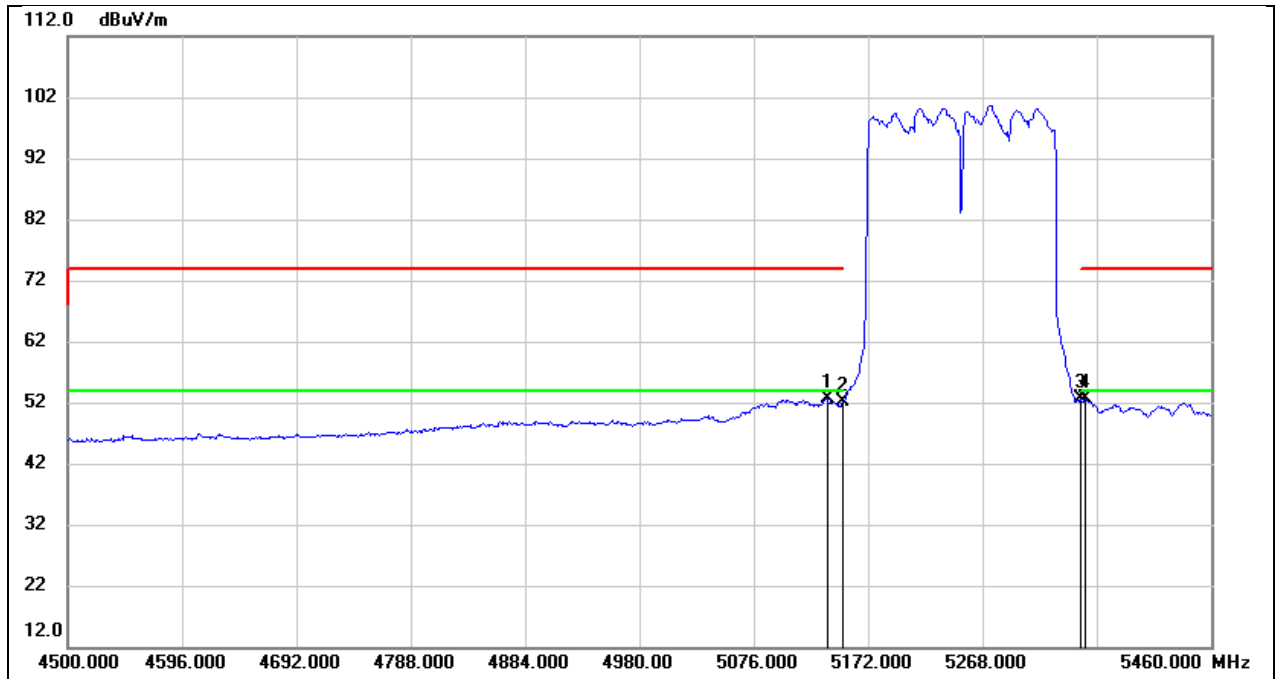
No.	Frequency (MHz)	Reading (dBuV)	Correct (dB/m)	Result (dBuV/m)	Limit (dBuV/m)	Margin (dB)	Remark
1	5640.800	22.89	41.04	63.93	68.20	-4.27	peak
2	5725.000	41.41	41.27	82.68	122.20	-39.52	peak
3	5850.000	25.71	41.60	67.31	122.20	-54.89	peak
4	5930.400	20.75	41.81	62.56	68.20	-5.64	peak

Test Mode:	802.11ac VHT160 PK	Frequency(MHz):	5250
Polarity:	Vertical	Test Voltage:	AC 120 V, 60 Hz



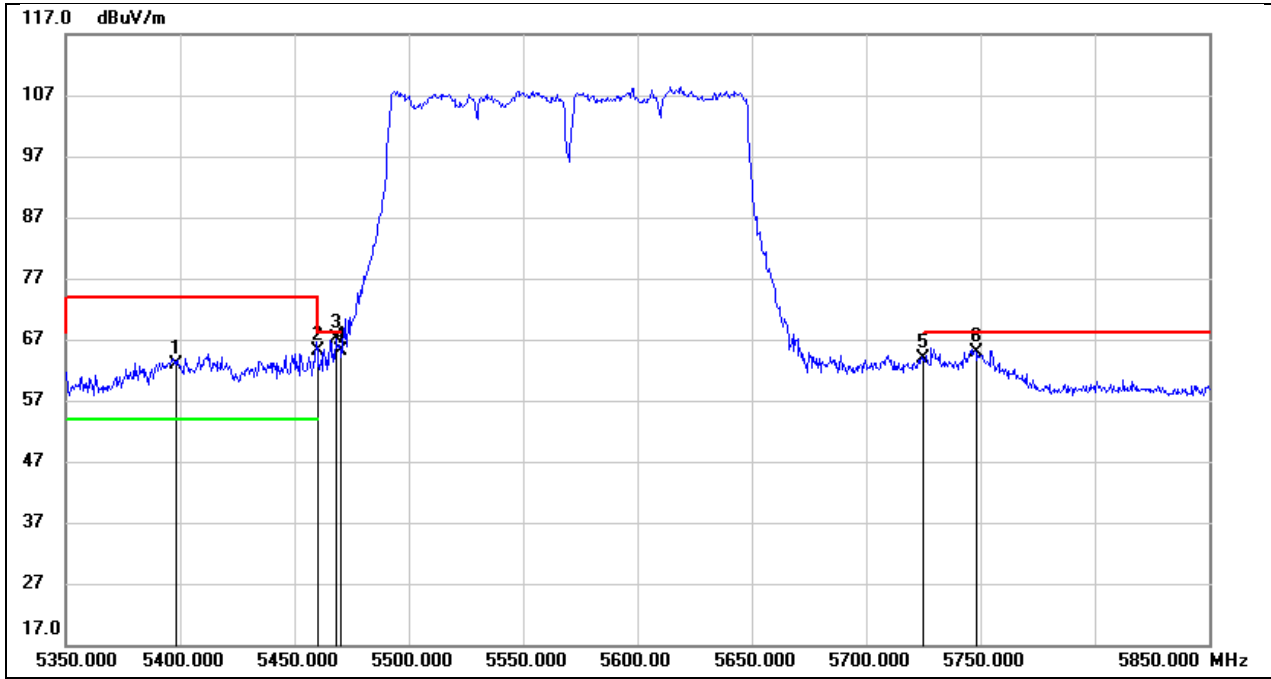
No.	Frequency (MHz)	Reading (dBuV)	Correct (dB/m)	Result (dBuV/m)	Limit (dBuV/m)	Margin (dB)	Remark
1	5137.440	23.22	40.26	63.48	74.00	-10.52	peak
2	5150.000	28.58	40.27	68.85	74.00	-5.15	peak
3	5350.000	24.78	40.49	65.27	74.00	-8.73	peak
4	5354.400	23.99	40.50	64.49	74.00	-9.51	peak

Test Mode:	802.11ac VHT160 AV	Frequency(MHz):	5250
Polarity:	Vertical	Test Voltage:	AC 120 V, 60 Hz



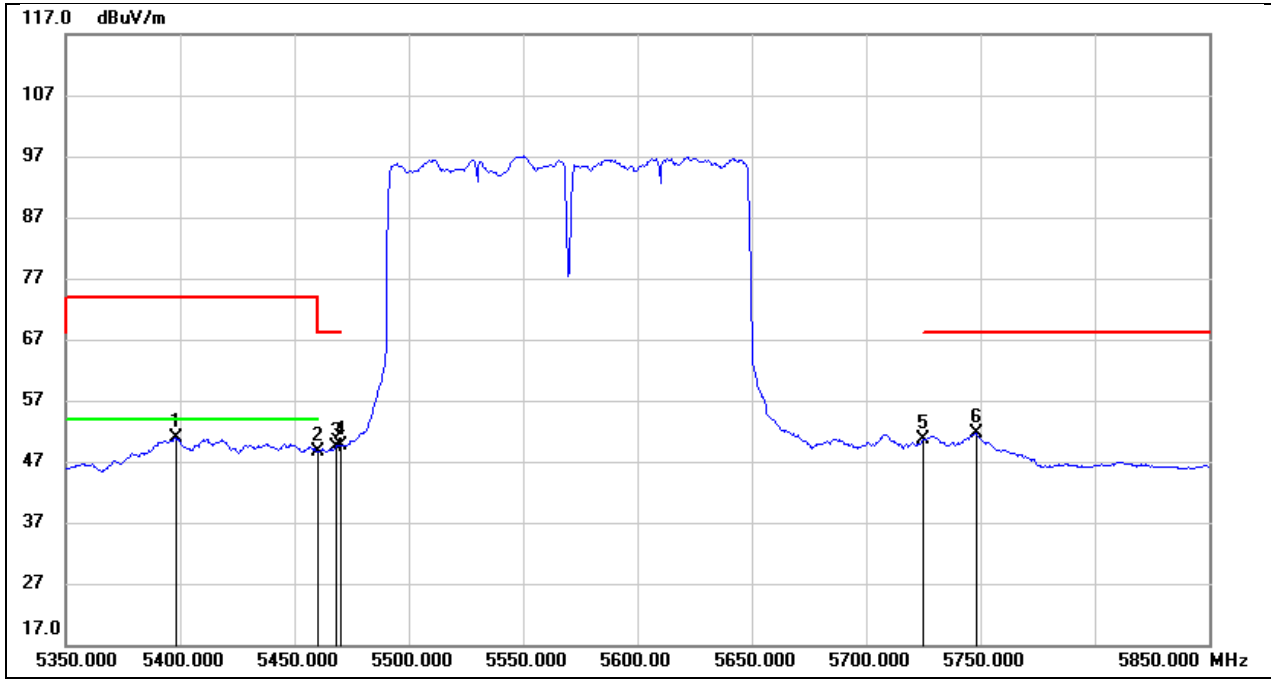
No.	Frequency (MHz)	Reading (dBuV)	Correct (dB/m)	Result (dBuV/m)	Limit (dBuV/m)	Margin (dB)	Remark
1	5137.440	12.30	40.26	52.56	54.00	-1.44	AVG
2	5150.000	11.90	40.27	52.17	54.00	-1.83	AVG
3	5350.000	12.17	40.49	52.66	54.00	-1.34	AVG
4	5354.400	12.05	40.50	52.55	54.00	-1.45	AVG

Test Mode:	802.11ac VHT160 PK	Frequency(MHz):	5570
Polarity:	Vertical	Test Voltage:	AC 120 V, 60 Hz



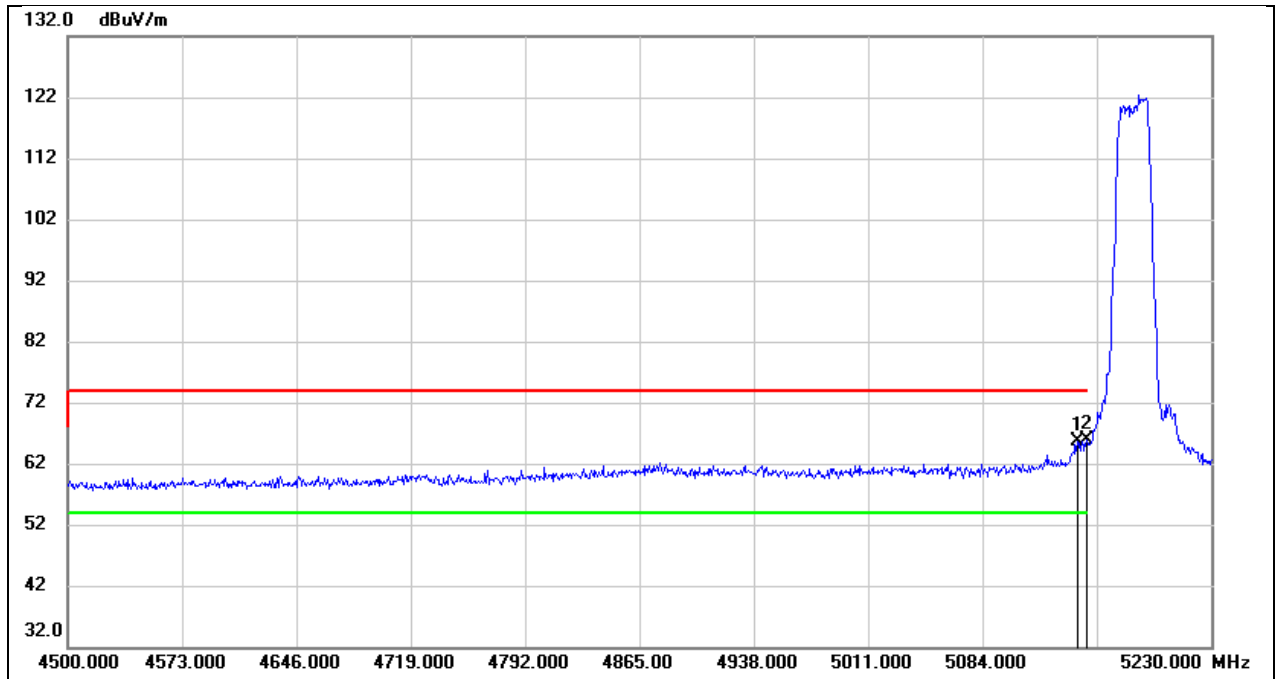
No.	Frequency (MHz)	Reading (dBuV)	Correct (dB/m)	Result (dBuV/m)	Limit (dBuV/m)	Margin (dB)	Remark
1	5398.000	22.21	40.55	62.76	74.00	-11.24	peak
2	5460.000	24.42	40.62	65.04	68.20	-3.16	peak
3	5468.000	26.39	40.63	67.02	68.20	-1.18	peak
4	5470.000	24.60	40.63	65.23	68.20	-2.97	peak
5	5725.000	22.54	41.27	63.81	68.20	-4.39	peak
6	5748.000	23.62	41.33	64.95	68.20	-3.25	peak

Test Mode:	802.11ac VHT160 AV	Frequency(MHz):	5570
Polarity:	Vertical	Test Voltage:	AC 120 V, 60 Hz



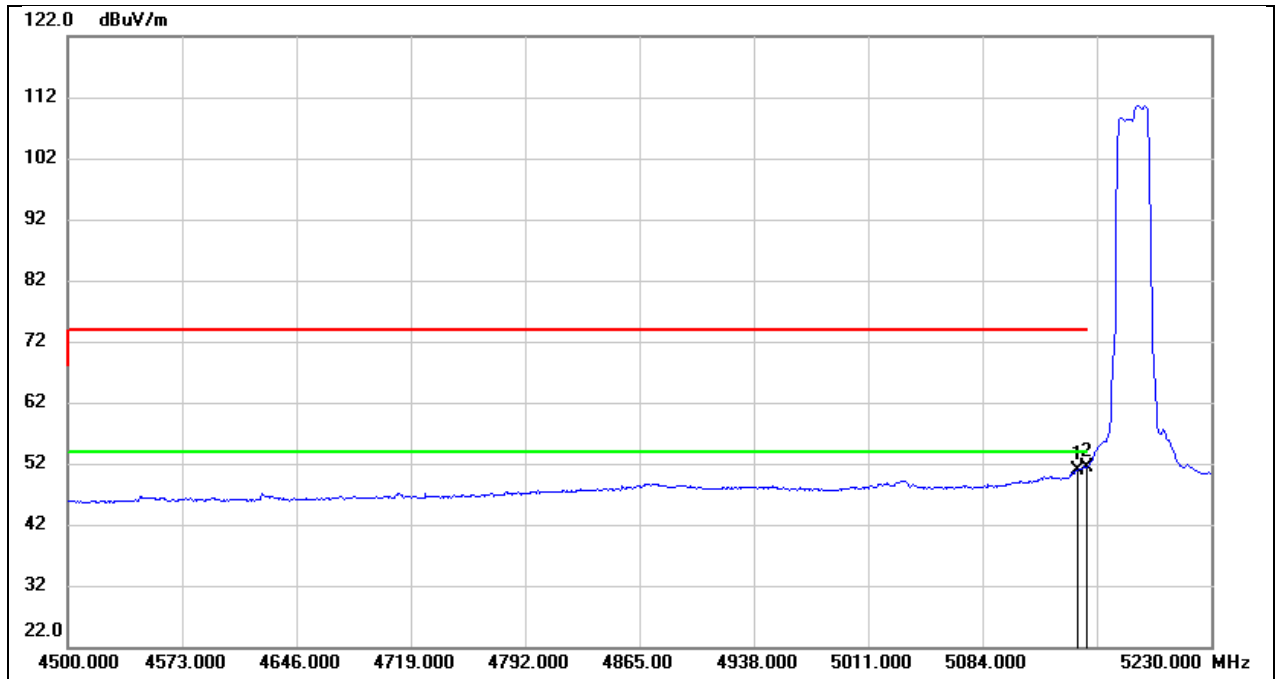
No.	Frequency (MHz)	Reading (dBuV)	Correct (dB/m)	Result (dBuV/m)	Limit (dBuV/m)	Margin (dB)	Remark
1	5398.000	10.25	40.55	50.80	54.00	-3.20	AVG
2	5460.000	8.06	40.62	48.68	54.00	-5.32	AVG
3	5468.000	8.78	40.63	49.41	68.20	-18.79	AVG
4	5470.000	9.04	40.63	49.67	68.20	-18.53	AVG
5	5725.000	9.25	41.27	50.52	68.20	-17.68	AVG
6	5748.000	10.23	41.33	51.56	68.20	-16.64	AVG

Test Mode:	802.11be EHT20 PK	Frequency(MHz):	5180
Polarity:	Vertical	Test Voltage:	AC 120 V, 60 Hz



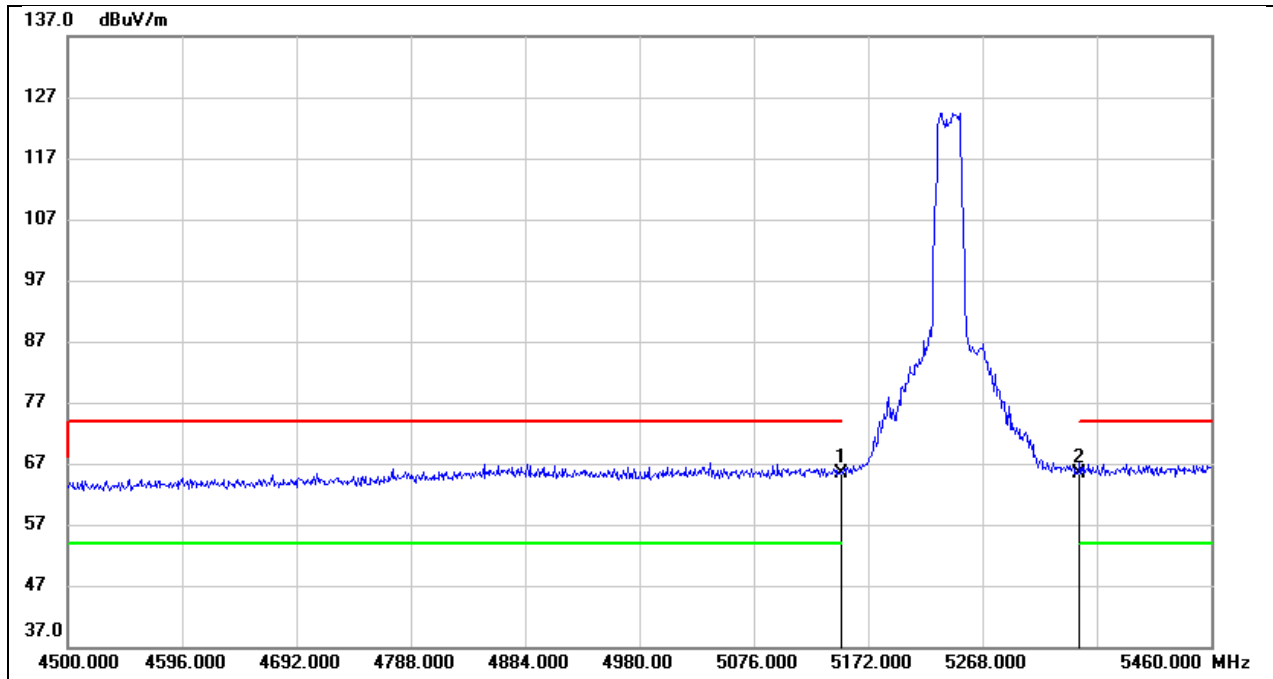
No.	Frequency (MHz)	Reading (dBuV)	Correct (dB/m)	Result (dBuV/m)	Limit (dBuV/m)	Margin (dB)	Remark
1	5144.590	25.41	40.27	65.68	74.00	-8.32	peak
2	5150.000	25.64	40.27	65.91	74.00	-8.09	peak

Test Mode:	802.11be EHT20 AV	Frequency(MHz):	5180
Polarity:	Vertical	Test Voltage:	AC 120 V, 60 Hz



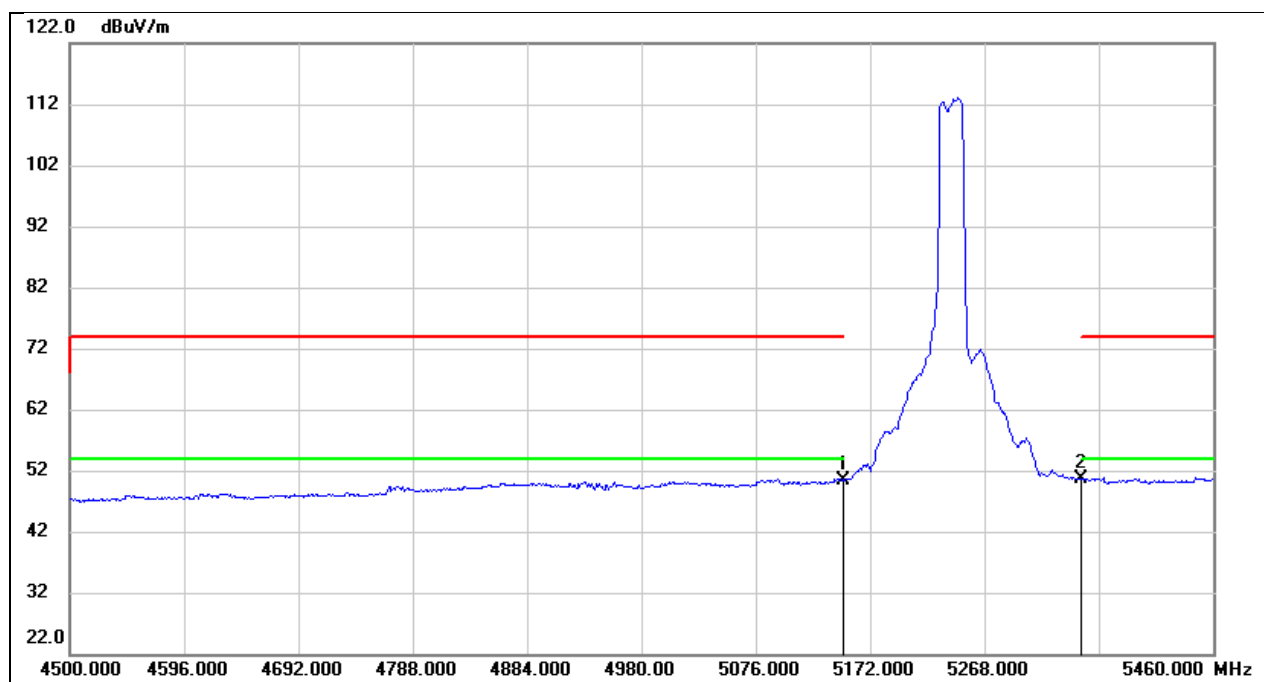
No.	Frequency (MHz)	Reading (dBuV)	Correct (dB/m)	Result (dBuV/m)	Limit (dBuV/m)	Margin (dB)	Remark
1	5144.590	10.58	40.27	50.85	54.00	-3.15	AVG
2	5150.000	11.09	40.27	51.36	54.00	-2.64	AVG

Test Mode:	802.11be EHT20 PK	Frequency(MHz):	5240
Polarity:	Vertical	Test Voltage:	AC 120 V, 60 Hz



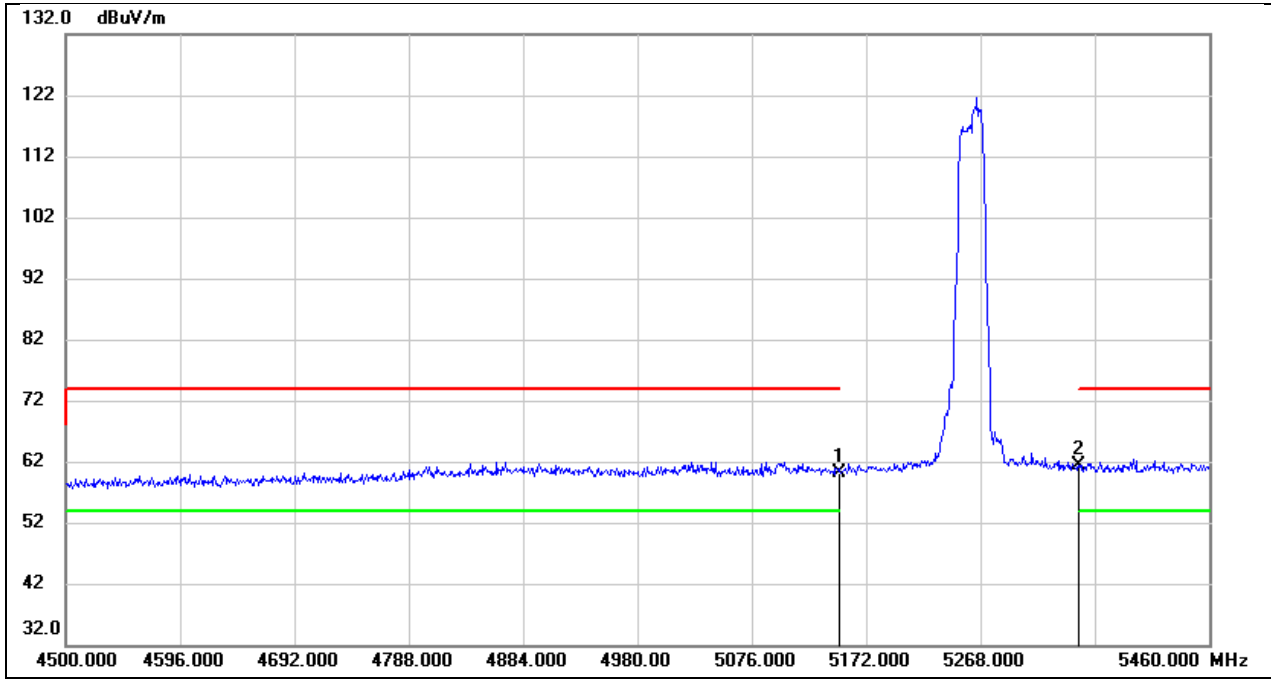
No.	Frequency (MHz)	Reading (dBuV)	Correct (dB/m)	Result (dBuV/m)	Limit (dBuV/m)	Margin (dB)	Remark
1	5150.000	25.09	40.27	65.36	74.00	-8.64	peak
2	5350.000	24.88	40.49	65.37	74.00	-8.63	peak

Test Mode:	802.11be EHT20 AV	Frequency(MHz):	5240
Polarity:	Vertical	Test Voltage:	AC 120 V, 60 Hz



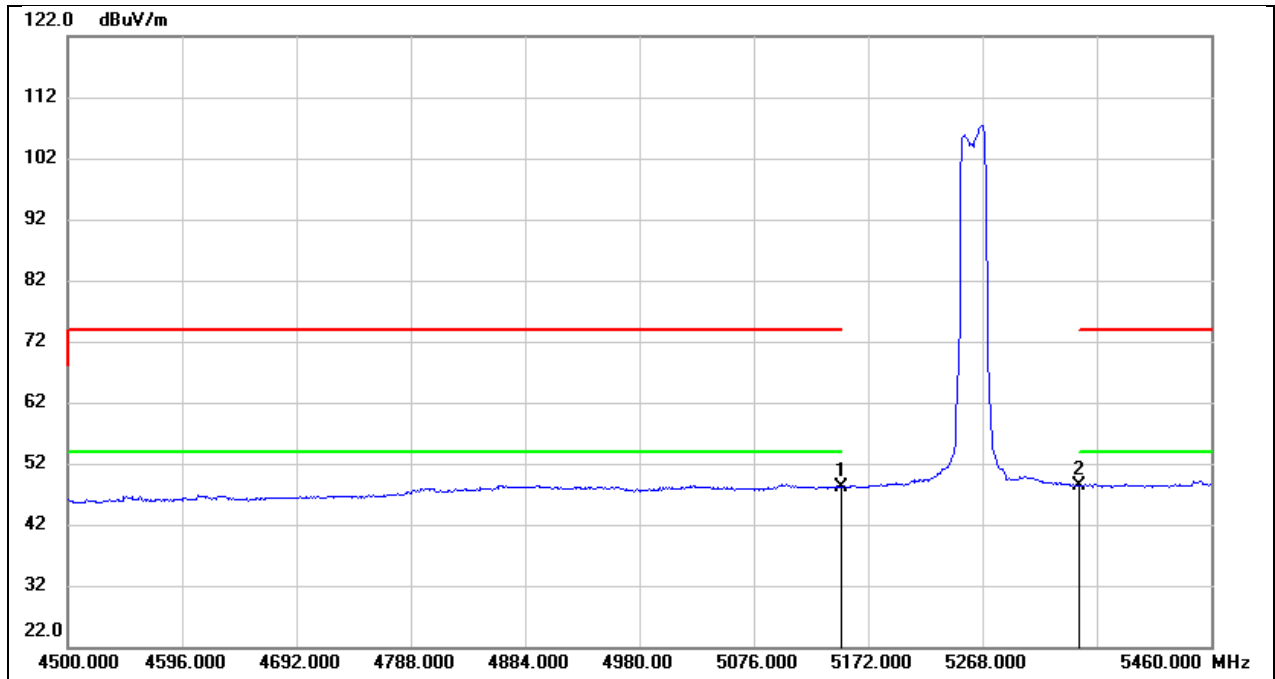
No.	Frequency (MHz)	Reading (dBuV)	Correct (dB/m)	Result (dBuV/m)	Limit (dBuV/m)	Margin (dB)	Remark
1	5150.000	10.12	40.27	50.39	54.00	-3.61	AVG
2	5350.000	10.11	40.49	50.60	54.00	-3.40	AVG

Test Mode:	802.11be EHT20 PK	Frequency(MHz):	5260
Polarity:	Vertical	Test Voltage:	AC 120 V, 60 Hz



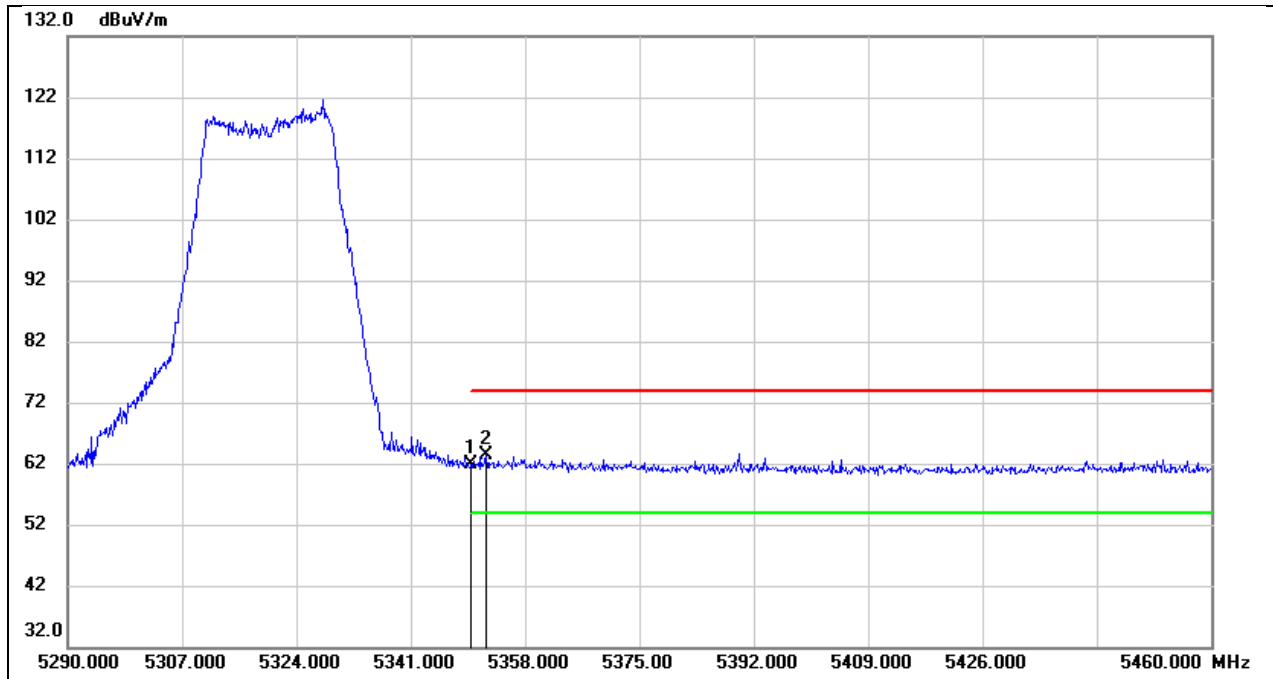
No.	Frequency (MHz)	Reading (dBuV)	Correct (dB/m)	Result (dBuV/m)	Limit (dBuV/m)	Margin (dB)	Remark
1	5150.000	19.93	40.27	60.20	74.00	-13.80	peak
2	5350.000	20.91	40.49	61.40	74.00	-12.60	peak

Test Mode:	802.11be EHT20 AV	Frequency(MHz):	5260
Polarity:	Vertical	Test Voltage:	AC 120 V, 60 Hz



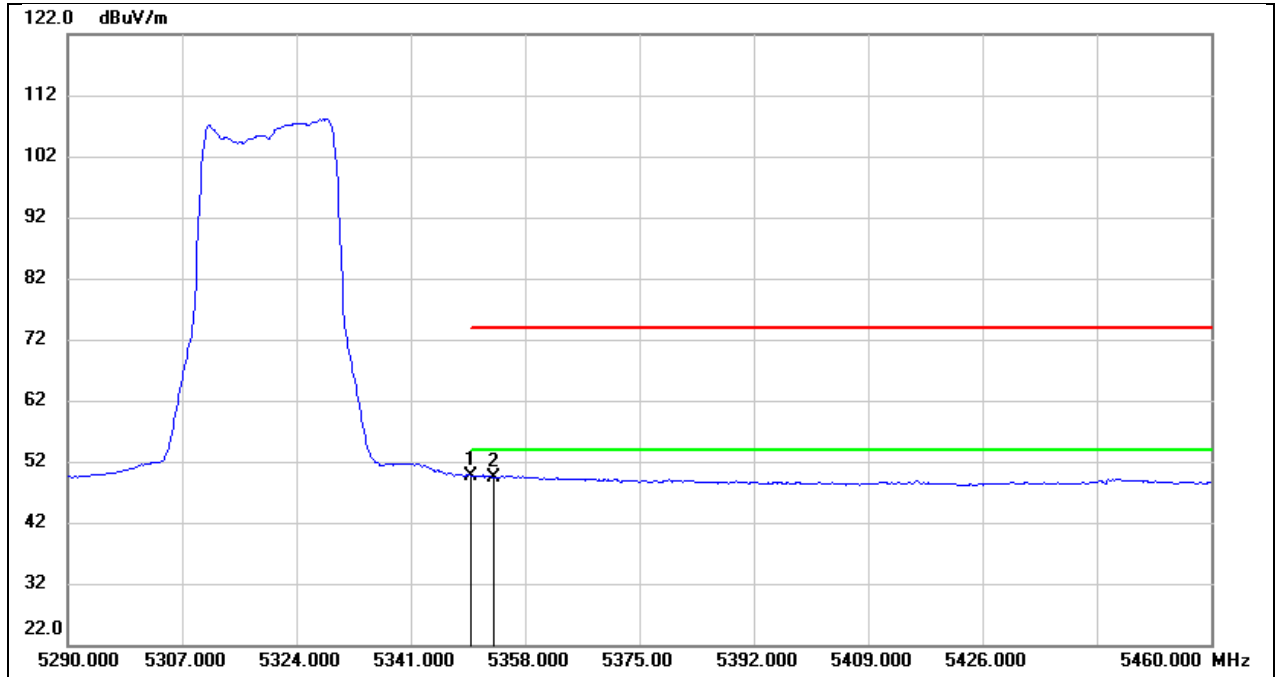
No.	Frequency (MHz)	Reading (dBuV)	Correct (dB/m)	Result (dBuV/m)	Limit (dBuV/m)	Margin (dB)	Remark
1	5150.000	7.83	40.27	48.10	54.00	-5.90	AVG
2	5350.000	7.86	40.49	48.35	54.00	-5.65	AVG

Test Mode:	802.11be EHT20 PK	Frequency(MHz):	5320
Polarity:	Vertical	Test Voltage:	AC 120 V, 60 Hz



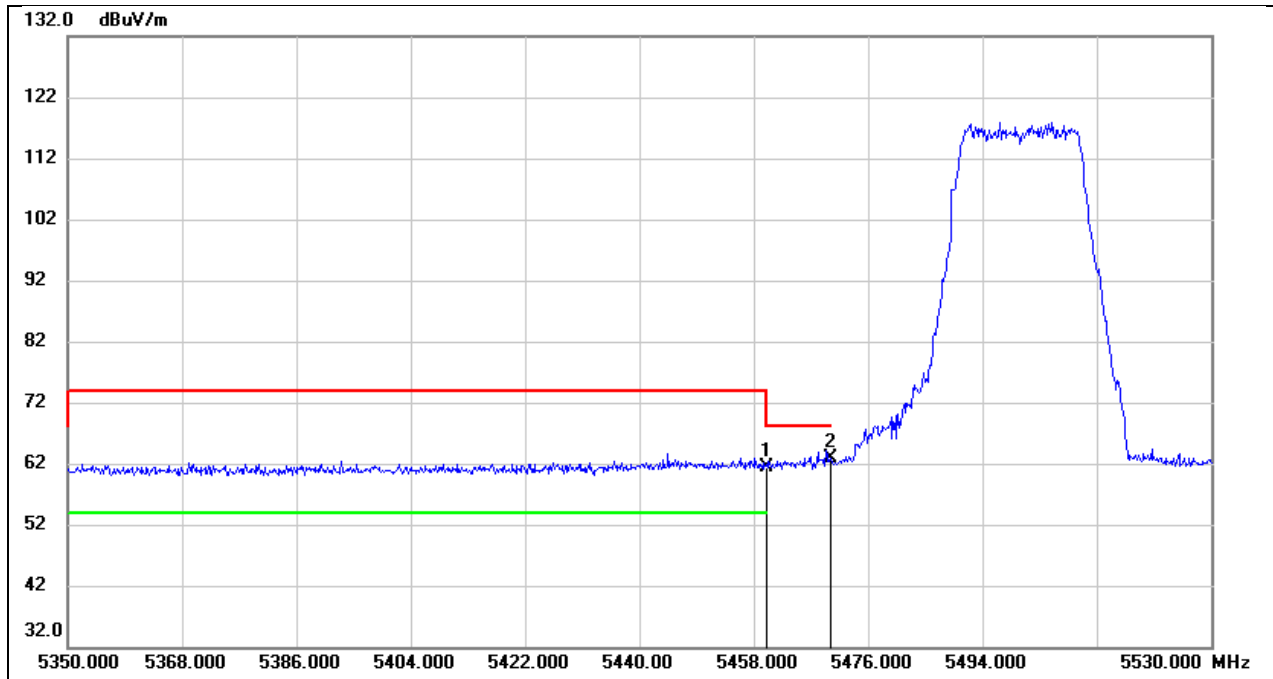
No.	Frequency (MHz)	Reading (dBuV)	Correct (dB/m)	Result (dBuV/m)	Limit (dBuV/m)	Margin (dB)	Remark
1	5350.000	21.28	40.49	61.77	74.00	-12.23	peak
2	5352.220	22.79	40.49	63.28	74.00	-10.72	peak

Test Mode:	802.11be EHT20 AV	Frequency(MHz):	5320
Polarity:	Vertical	Test Voltage:	AC 120 V, 60 Hz



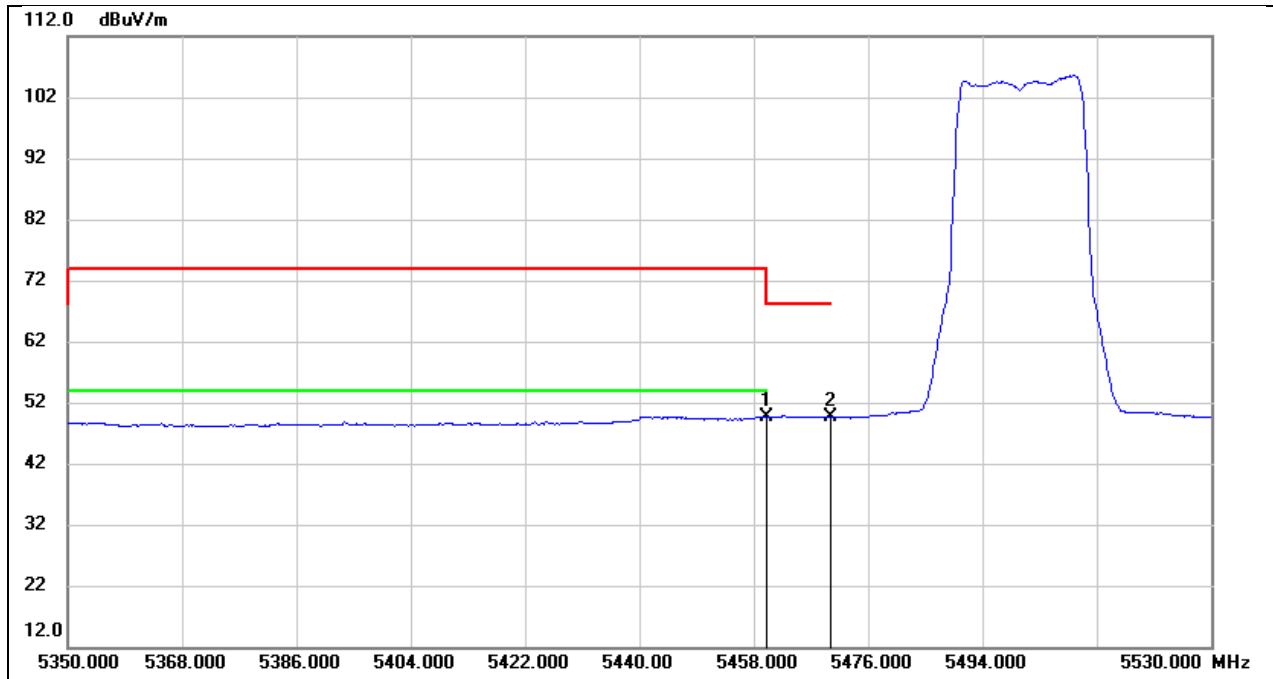
No.	Frequency (MHz)	Reading (dBuV)	Correct (dB/m)	Result (dBuV/m)	Limit (dBuV/m)	Margin (dB)	Remark
1	5350.000	9.16	40.49	49.65	54.00	-4.35	AVG
2	5353.220	8.98	40.50	49.48	54.00	-4.52	AVG

Test Mode:	802.11be EHT20 PK	Frequency(MHz):	5500
Polarity:	Vertical	Test Voltage:	AC 120 V, 60 Hz



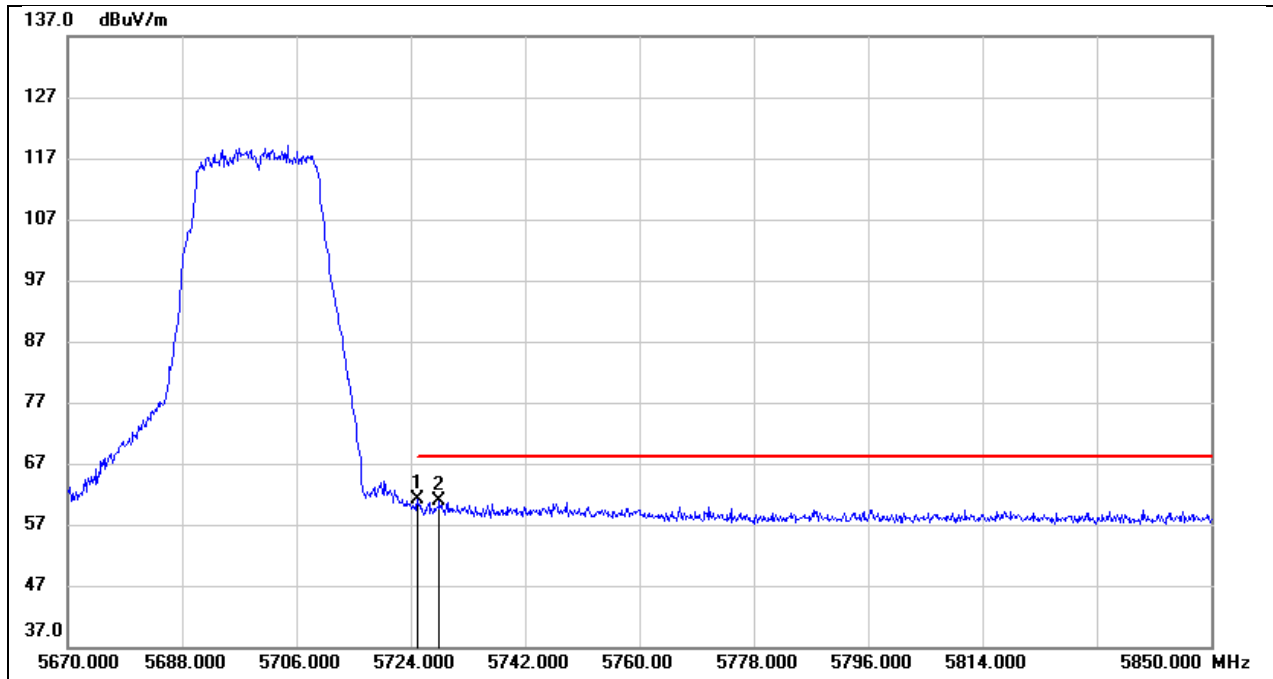
No.	Frequency (MHz)	Reading (dBuV)	Correct (dB/m)	Result (dBuV/m)	Limit (dBuV/m)	Margin (dB)	Remark
1	5460.000	20.77	40.62	61.39	68.20	-6.81	peak
2	5470.000	22.17	40.63	62.80	68.20	-5.40	peak

Test Mode:	802.11be EHT20 AV	Frequency(MHz):	5500
Polarity:	Vertical	Test Voltage:	AC 120 V, 60 Hz



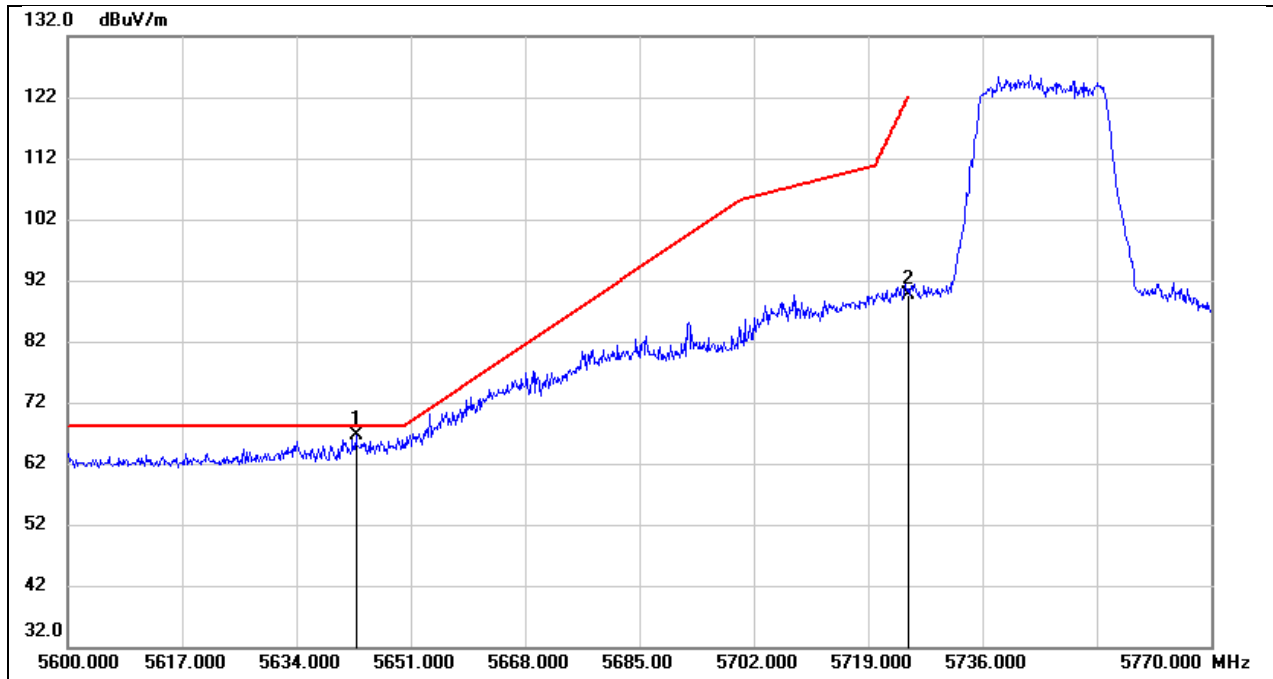
No.	Frequency (MHz)	Reading (dBuV)	Correct (dB/m)	Result (dBuV/m)	Limit (dBuV/m)	Margin (dB)	Remark
1	5460.000	8.96	40.62	49.58	54.00	-4.42	AVG
2	5470.000	8.97	40.63	49.60	68.20	-18.60	AVG

Test Mode:	802.11be EHT20 PK	Frequency(MHz):	5700
Polarity:	Vertical	Test Voltage:	AC 120 V, 60 Hz



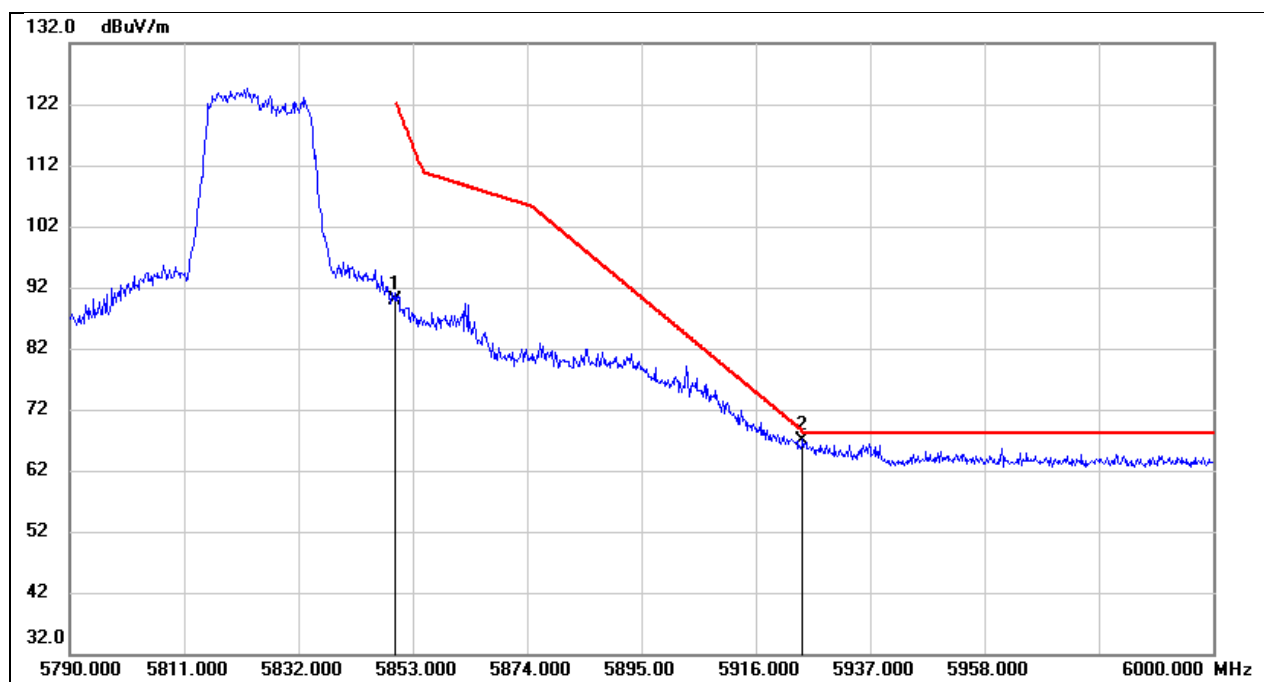
No.	Frequency (MHz)	Reading (dBuV)	Correct (dB/m)	Result (dBuV/m)	Limit (dBuV/m)	Margin (dB)	Remark
1	5725.000	19.80	41.27	61.07	68.20	-7.13	peak
2	5728.500	19.61	41.27	60.88	68.20	-7.32	peak

Test Mode:	802.11be EHT20 PK	Frequency(MHz):	5745
Polarity:	Vertical	Test Voltage:	AC 120 V, 60 Hz



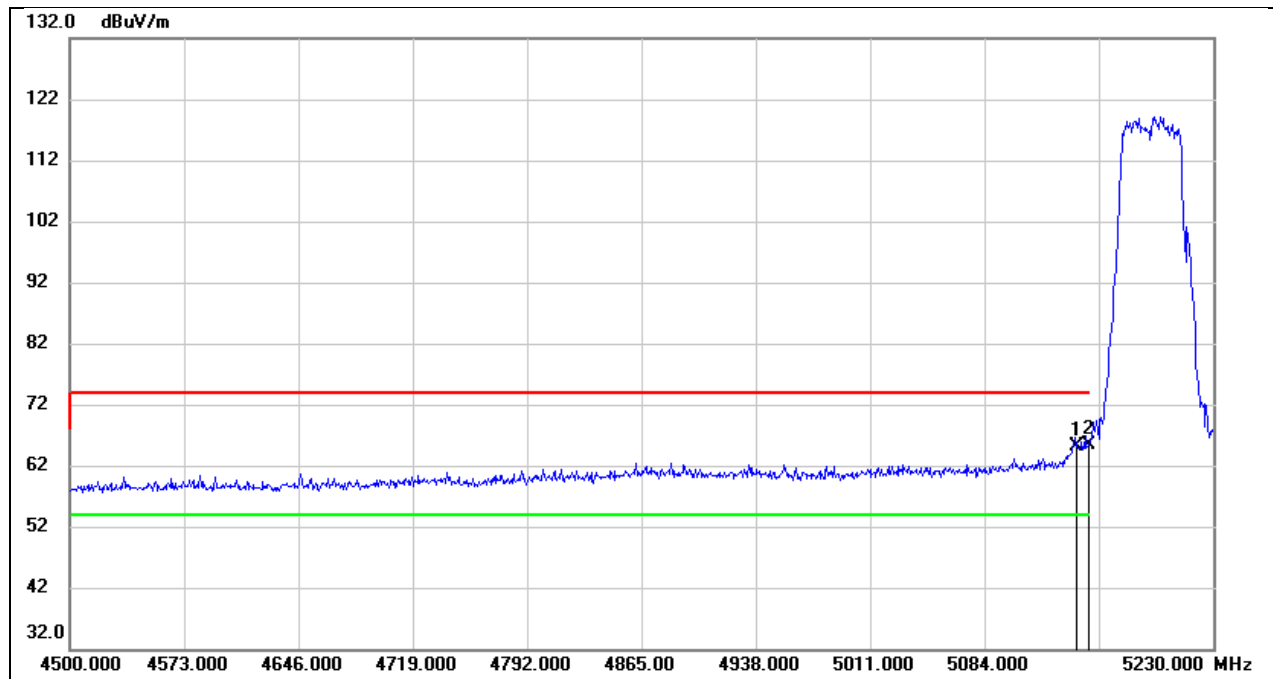
No.	Frequency (MHz)	Reading (dBuV)	Correct (dB/m)	Result (dBuV/m)	Limit (dBuV/m)	Margin (dB)	Remark
1	5642.840	25.49	41.04	66.53	68.20	-1.67	peak
2	5725.000	48.28	41.27	89.55	122.20	-32.65	peak

Test Mode:	802.11be EHT20 PK	Frequency(MHz):	5825
Polarity:	Vertical	Test Voltage:	AC 120 V, 60 Hz



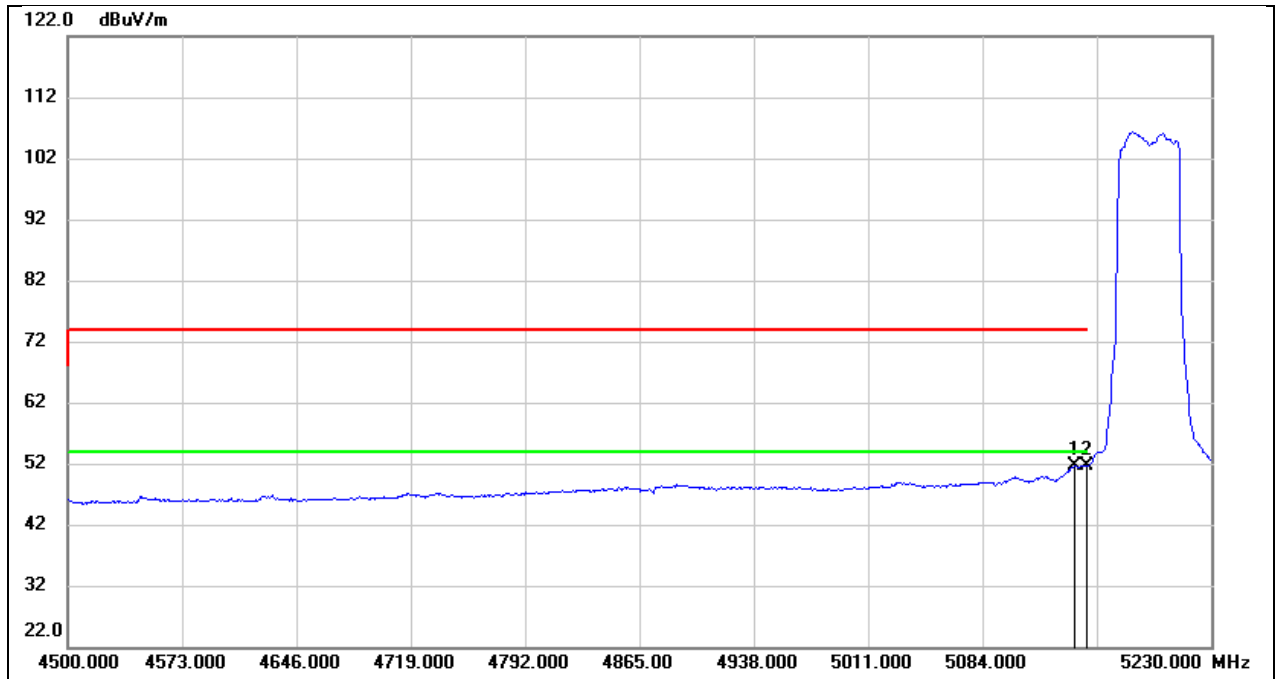
No.	Frequency (MHz)	Reading (dBuV)	Correct (dB/m)	Result (dBuV/m)	Limit (dBuV/m)	Margin (dB)	Remark
1	5850.000	48.39	41.60	89.99	122.20	-32.21	peak
2	5924.610	25.21	41.79	67.00	68.49	-1.49	peak

Test Mode:	802.11be EHT40 PK	Frequency(MHz):	5190
Polarity:	Vertical	Test Voltage:	AC 120 V, 60 Hz



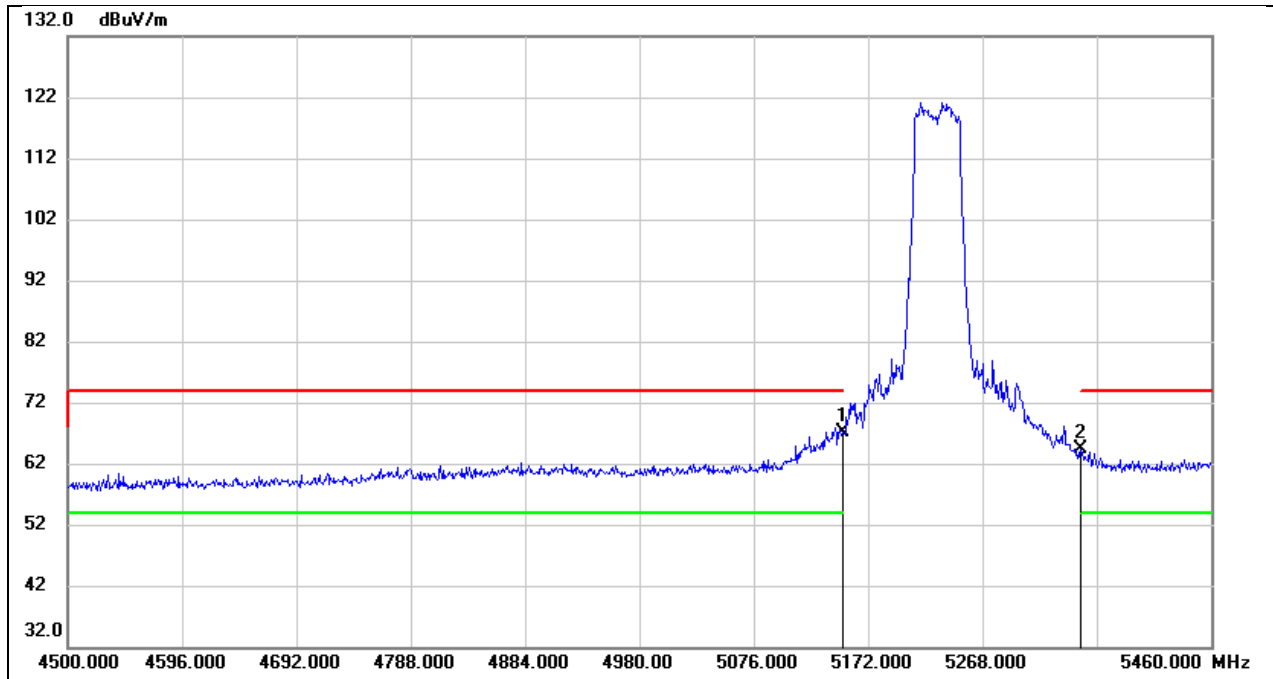
No.	Frequency (MHz)	Reading (dBuV)	Correct (dB/m)	Result (dBuV/m)	Limit (dBuV/m)	Margin (dB)	Remark
1	5143.130	24.76	40.27	65.03	74.00	-8.97	peak
2	5150.000	25.13	40.27	65.40	74.00	-8.60	peak

Test Mode:	802.11be EHT40 AV	Frequency(MHz):	5190
Polarity:	Vertical	Test Voltage:	AC 120 V, 60 Hz



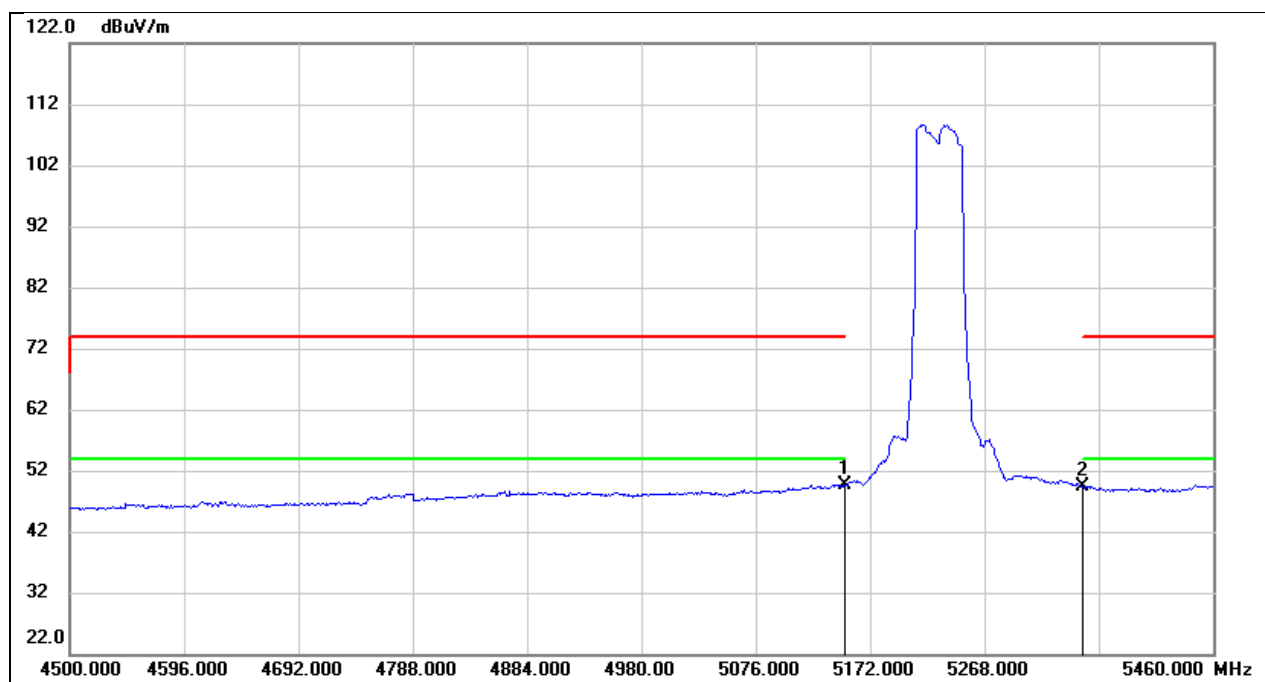
No.	Frequency (MHz)	Reading (dBuV)	Correct (dB/m)	Result (dBuV/m)	Limit (dBuV/m)	Margin (dB)	Remark
1	5143.130	11.46	40.27	51.73	54.00	-2.27	AVG
2	5150.000	11.34	40.27	51.61	54.00	-2.39	AVG

Test Mode:	802.11be EHT40 PK	Frequency(MHz):	5230
Polarity:	Vertical	Test Voltage:	AC 120 V, 60 Hz



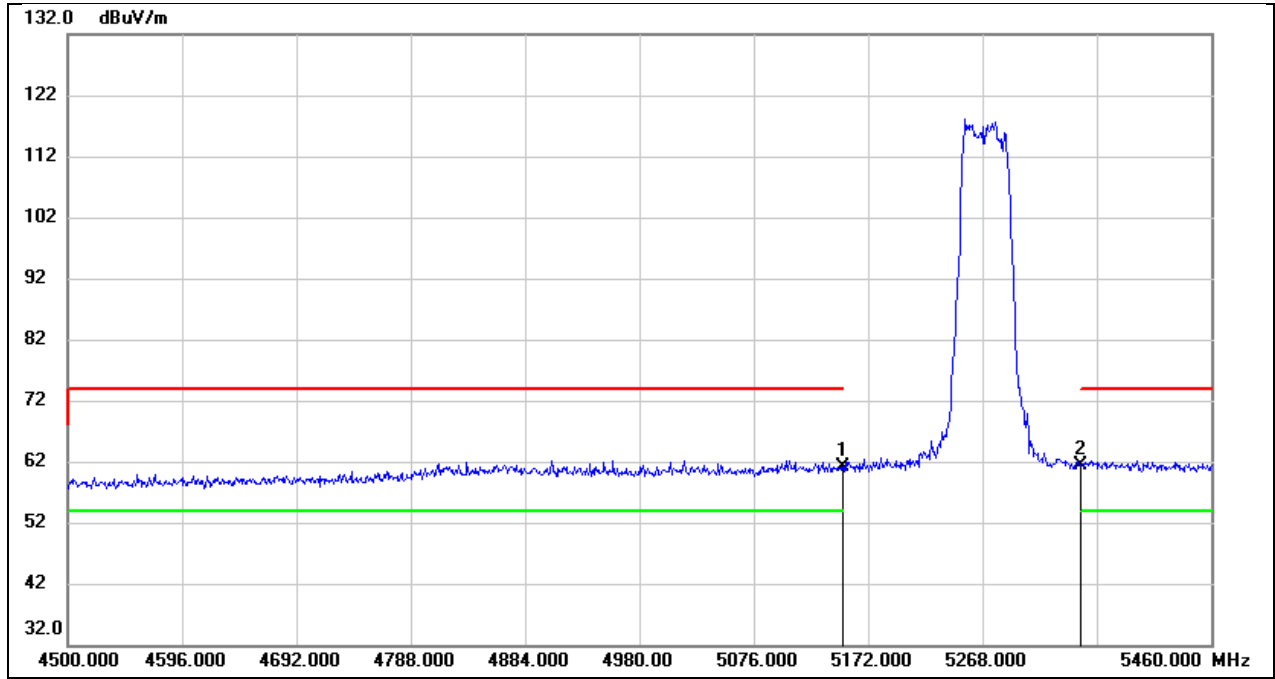
No.	Frequency (MHz)	Reading (dBuV)	Correct (dB/m)	Result (dBuV/m)	Limit (dBuV/m)	Margin (dB)	Remark
1	5150.000	26.78	40.27	67.05	74.00	-6.95	peak
2	5350.000	23.81	40.49	64.30	74.00	-9.70	peak

Test Mode:	802.11be EHT40 AV	Frequency(MHz):	5230
Polarity:	Vertical	Test Voltage:	AC 120 V, 60 Hz



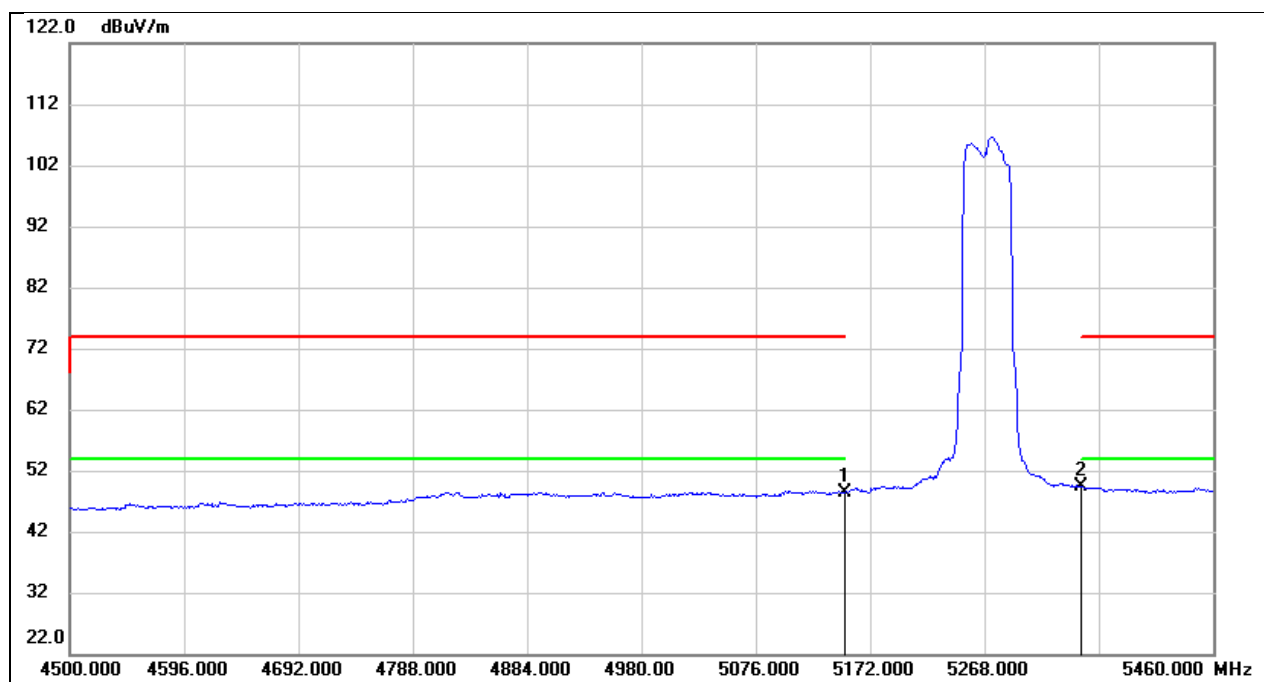
No.	Frequency (MHz)	Reading (dBuV)	Correct (dB/m)	Result (dBuV/m)	Limit (dBuV/m)	Margin (dB)	Remark
1	5150.000	9.39	40.27	49.66	54.00	-4.34	AVG
2	5350.000	8.98	40.49	49.47	54.00	-4.53	AVG

Test Mode:	802.11be EHT40 PK	Frequency(MHz):	5270
Polarity:	Vertical	Test Voltage:	AC 120 V, 60 Hz



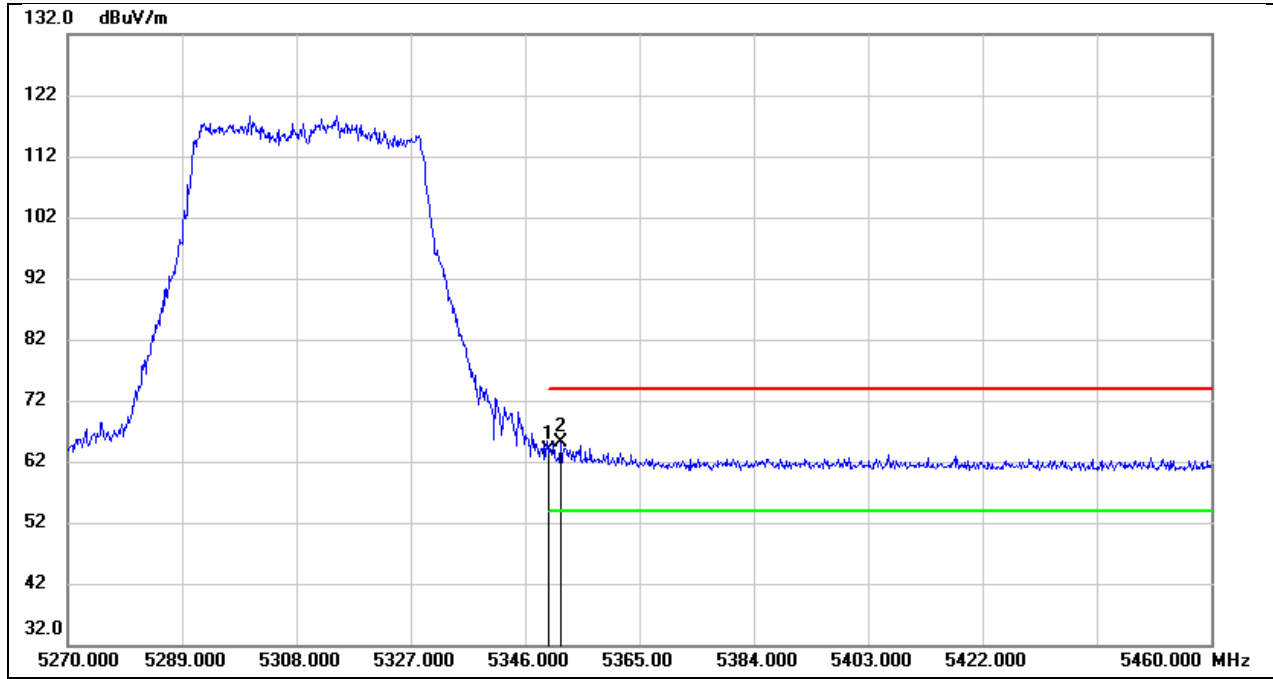
No.	Frequency (MHz)	Reading (dBuV)	Correct (dB/m)	Result (dBuV/m)	Limit (dBuV/m)	Margin (dB)	Remark
1	5150.000	20.91	40.27	61.18	74.00	-12.82	peak
2	5350.000	20.99	40.49	61.48	74.00	-12.52	peak

Test Mode:	802.11be EHT40 AV	Frequency(MHz):	5270
Polarity:	Vertical	Test Voltage:	AC 120 V, 60 Hz



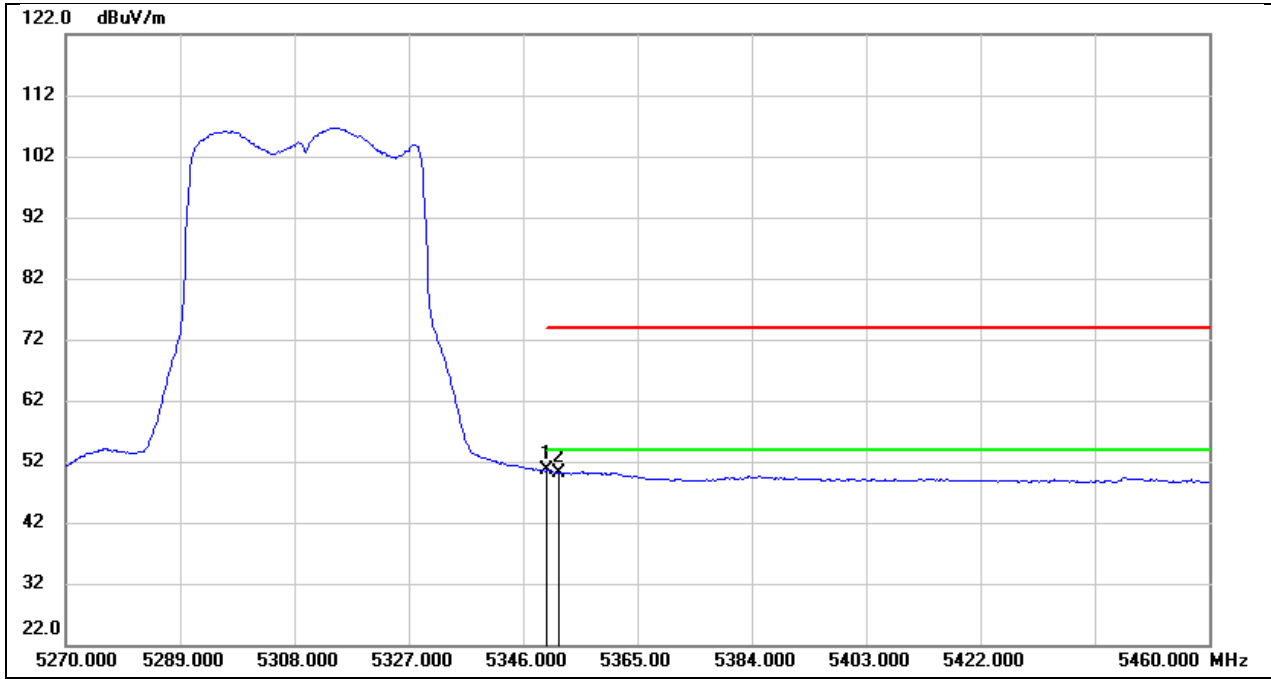
No.	Frequency (MHz)	Reading (dBuV)	Correct (dB/m)	Result (dBuV/m)	Limit (dBuV/m)	Margin (dB)	Remark
1	5150.000	8.22	40.27	48.49	54.00	-5.51	AVG
2	5350.000	8.83	40.49	49.32	54.00	-4.68	AVG

Test Mode:	802.11be EHT40 PK	Frequency(MHz):	5310
Polarity:	Vertical	Test Voltage:	AC 120 V, 60 Hz



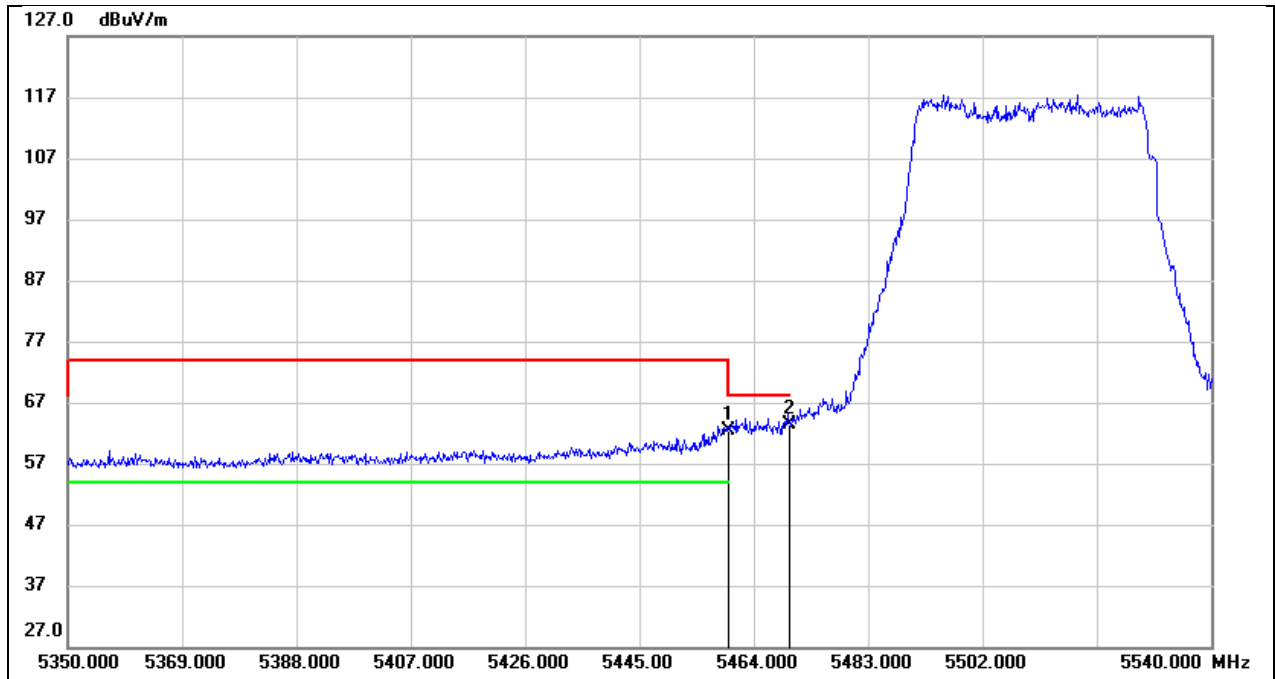
No.	Frequency (MHz)	Reading (dBuV)	Correct (dB/m)	Result (dBuV/m)	Limit (dBuV/m)	Margin (dB)	Remark
1	5350.000	23.36	40.49	63.85	74.00	-10.15	peak
2	5351.890	24.73	40.49	65.22	74.00	-8.78	peak

Test Mode:	802.11be EHT40 AV	Frequency(MHz):	5310
Polarity:	Vertical	Test Voltage:	AC 120 V, 60 Hz



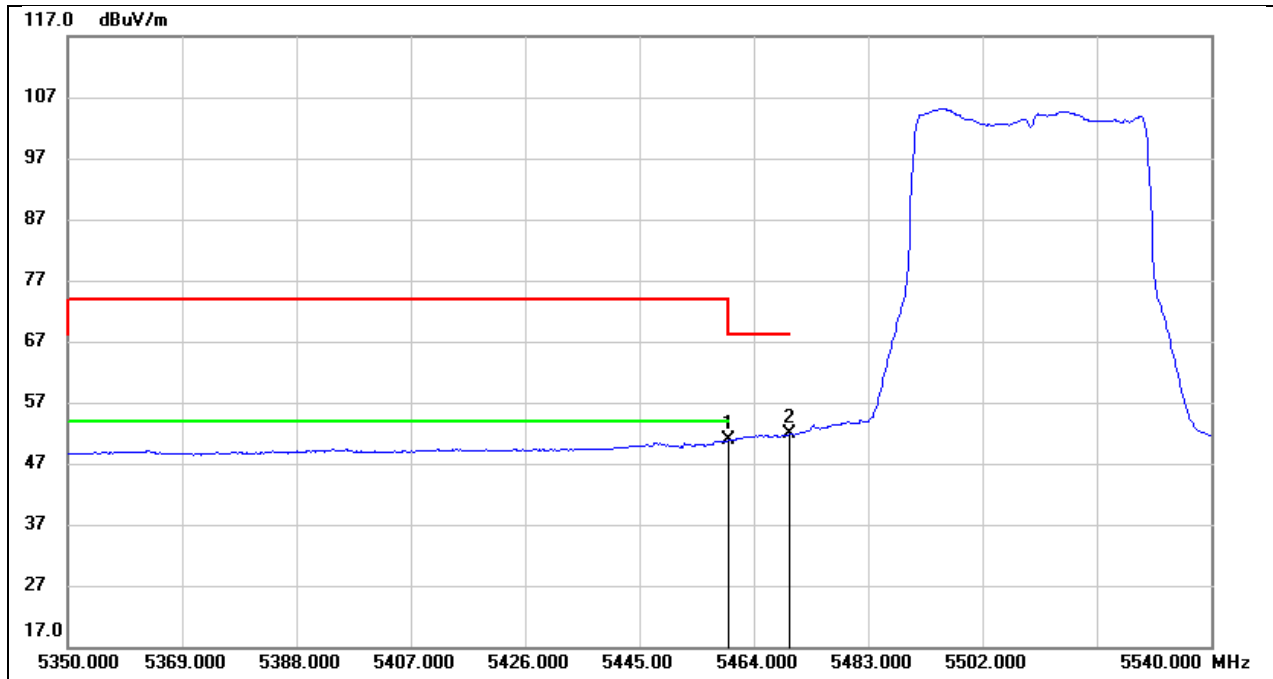
No.	Frequency (MHz)	Reading (dBuV)	Correct (dB/m)	Result (dBuV/m)	Limit (dBuV/m)	Margin (dB)	Remark
1	5350.000	10.09	40.49	50.58	54.00	-3.42	AVG
2	5351.890	9.70	40.49	50.19	54.00	-3.81	AVG

Test Mode:	802.11be EHT40 PK	Frequency(MHz):	5510
Polarity:	Vertical	Test Voltage:	AC 120 V, 60 Hz



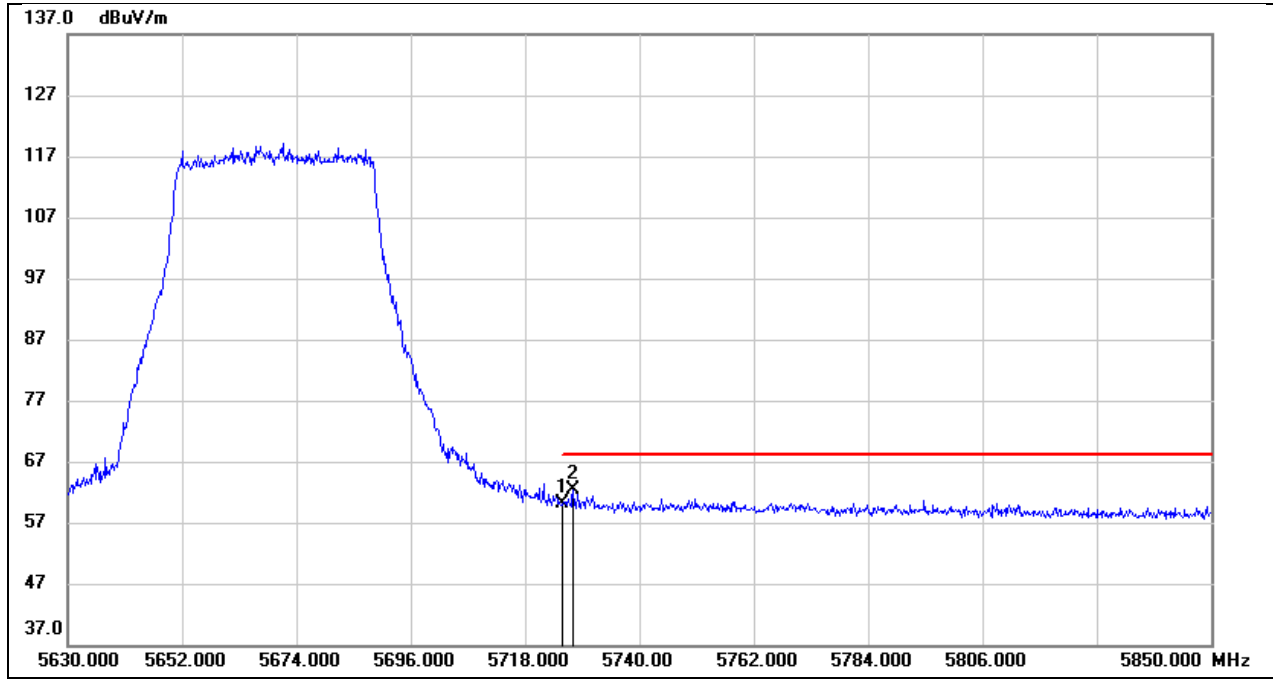
No.	Frequency (MHz)	Reading (dBuV)	Correct (dB/m)	Result (dBuV/m)	Limit (dBuV/m)	Margin (dB)	Remark
1	5460.000	21.82	40.62	62.44	68.20	-5.76	peak
2	5470.000	22.75	40.63	63.38	68.20	-4.82	peak

Test Mode:	802.11be EHT40 AV	Frequency(MHz):	5510
Polarity:	Vertical	Test Voltage:	AC 120 V, 60 Hz



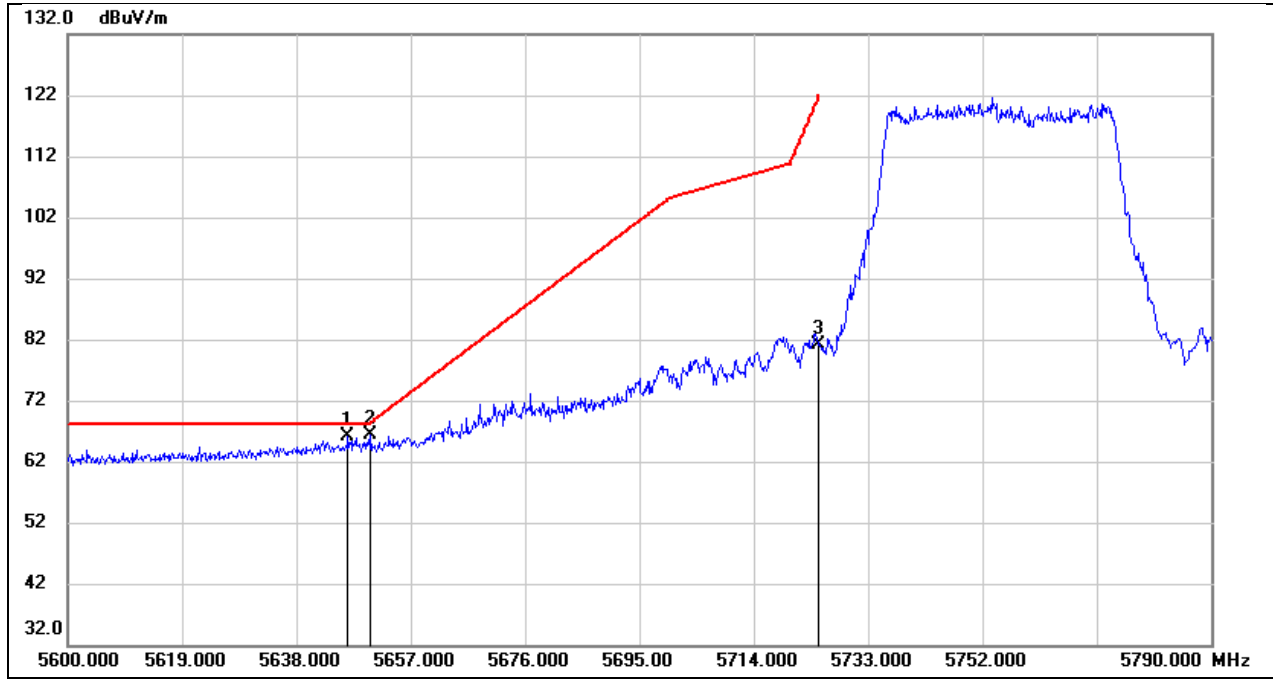
No.	Frequency (MHz)	Reading (dBuV)	Correct (dB/m)	Result (dBuV/m)	Limit (dBuV/m)	Margin (dB)	Remark
1	5460.000	10.28	40.62	50.90	54.00	-3.10	AVG
2	5470.000	11.15	40.63	51.78	68.20	-16.42	AVG

Test Mode:	802.11be EHT40 PK	Frequency(MHz):	5670
Polarity:	Vertical	Test Voltage:	AC 120 V, 60 Hz



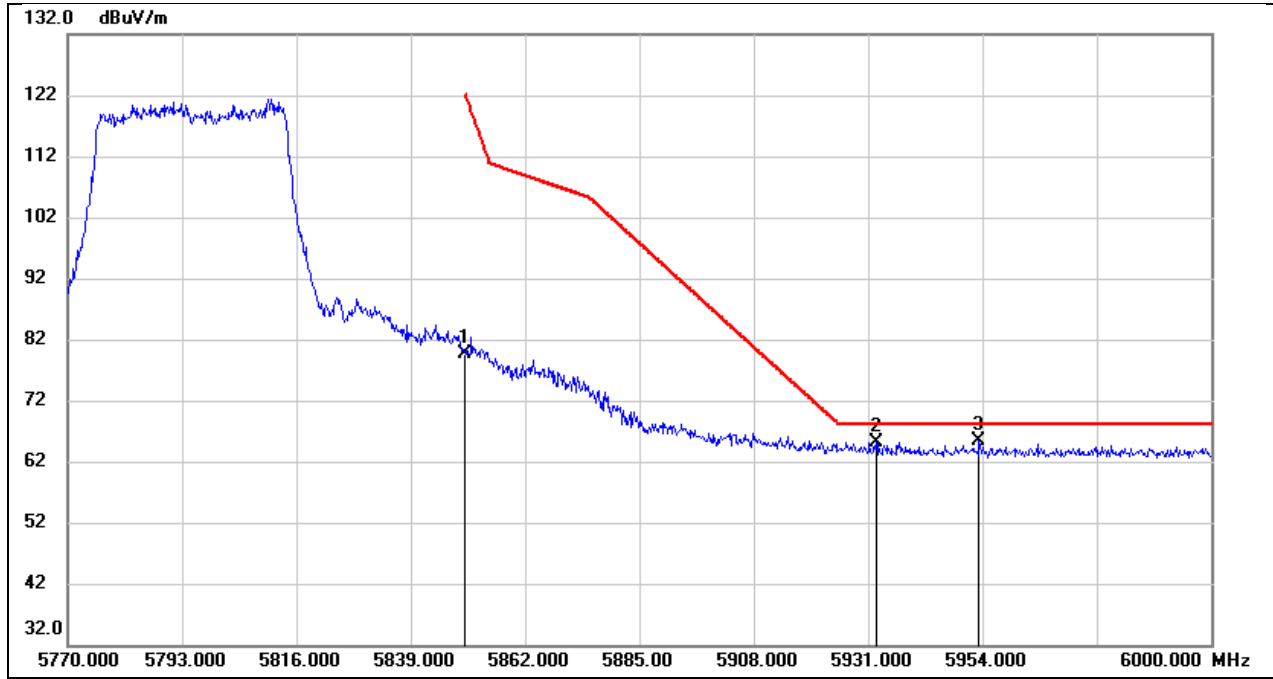
No.	Frequency (MHz)	Reading (dBuV)	Correct (dB/m)	Result (dBuV/m)	Limit (dBuV/m)	Margin (dB)	Remark
1	5725.000	18.97	41.27	60.24	68.20	-7.96	peak
2	5727.240	21.18	41.27	62.45	68.20	-5.75	peak

Test Mode:	802.11be EHT40 PK	Frequency(MHz):	5755
Polarity:	Vertical	Test Voltage:	AC 120 V, 60 Hz



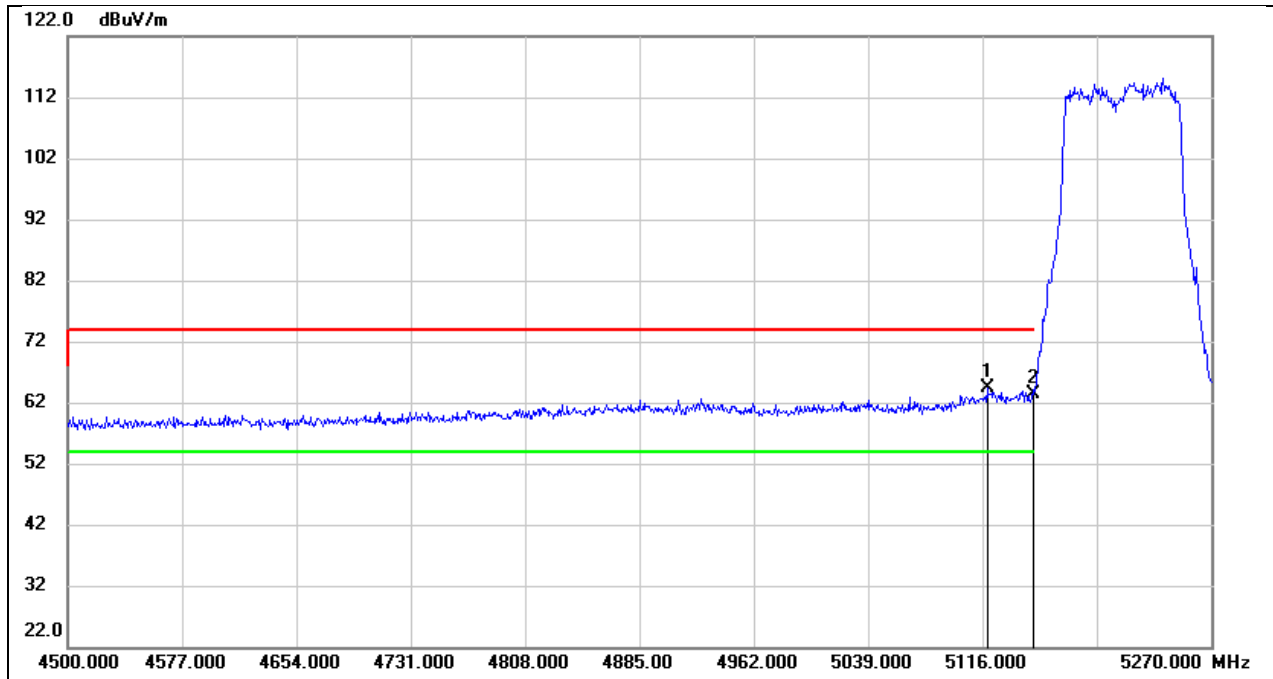
No.	Frequency (MHz)	Reading (dBuV)	Correct (dB/m)	Result (dBuV/m)	Limit (dBuV/m)	Margin (dB)	Remark
1	5646.550	24.96	41.06	66.02	68.20	-2.18	peak
2	5650.350	25.41	41.06	66.47	68.46	-1.99	peak
3	5725.000	39.87	41.27	81.14	122.20	-41.06	peak

Test Mode:	802.11be EHT40 PK	Frequency(MHz):	5795
Polarity:	Vertical	Test Voltage:	AC 120 V, 60 Hz



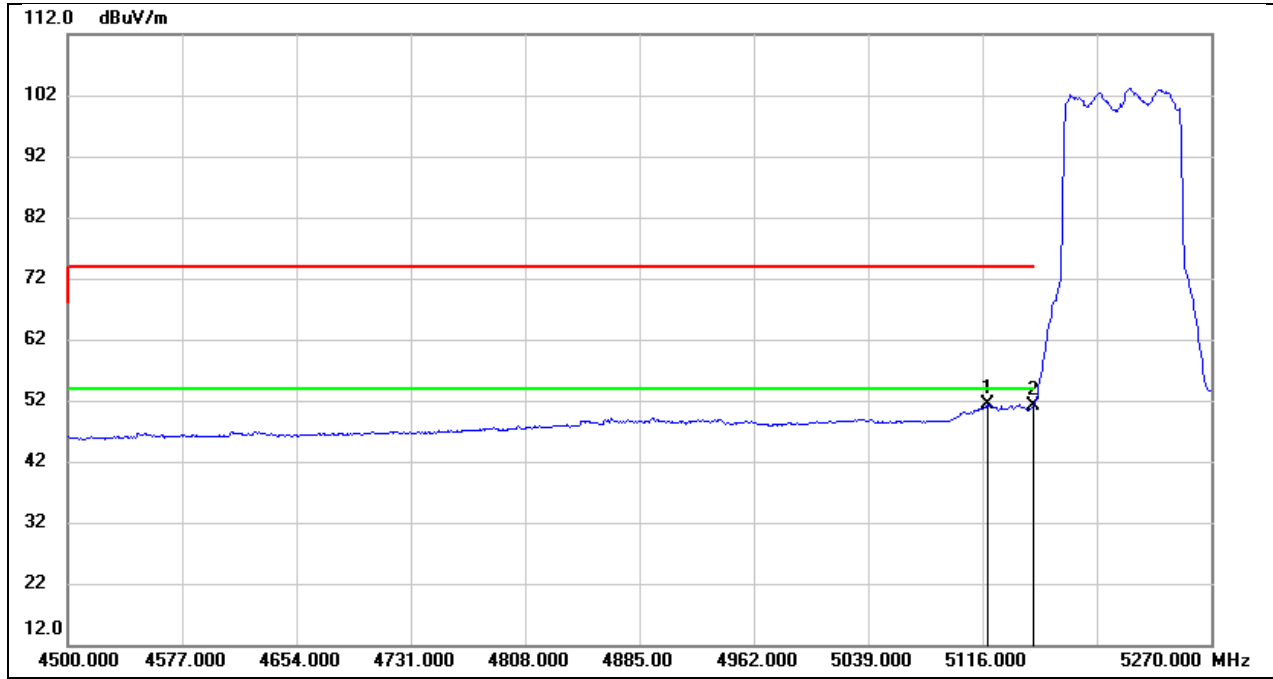
No.	Frequency (MHz)	Reading (dBuV)	Correct (dB/m)	Result (dBuV/m)	Limit (dBuV/m)	Margin (dB)	Remark
1	5850.000	38.12	41.60	79.72	122.20	-42.48	peak
2	5932.610	23.37	41.82	65.19	68.20	-3.01	peak
3	5953.310	23.57	41.87	65.44	68.20	-2.76	peak

Test Mode:	802.11be EHT80 PK	Frequency(MHz):	5210
Polarity:	Vertical	Test Voltage:	AC 120 V, 60 Hz



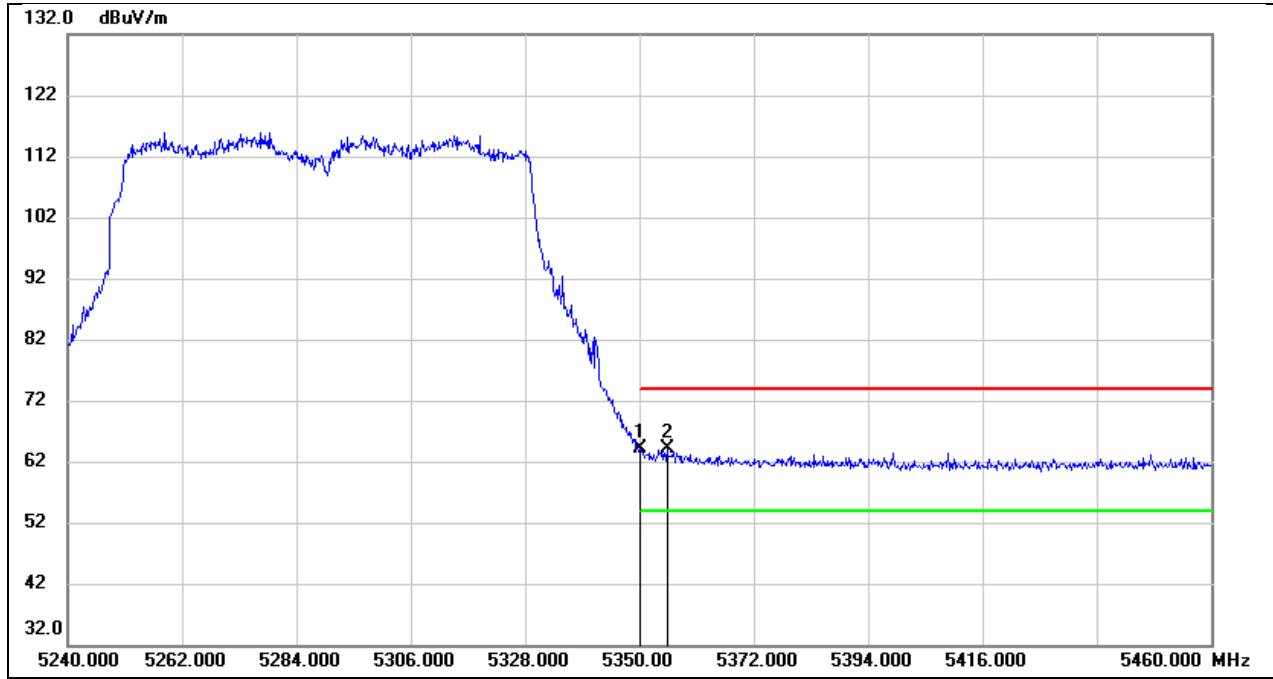
No.	Frequency (MHz)	Reading (dBuV)	Correct (dB/m)	Result (dBuV/m)	Limit (dBuV/m)	Margin (dB)	Remark
1	5119.080	24.04	40.24	64.28	74.00	-9.72	peak
2	5150.000	23.15	40.27	63.42	74.00	-10.58	peak

Test Mode:	802.11be EHT80 AV	Frequency(MHz):	5210
Polarity:	Vertical	Test Voltage:	AC 120 V, 60 Hz



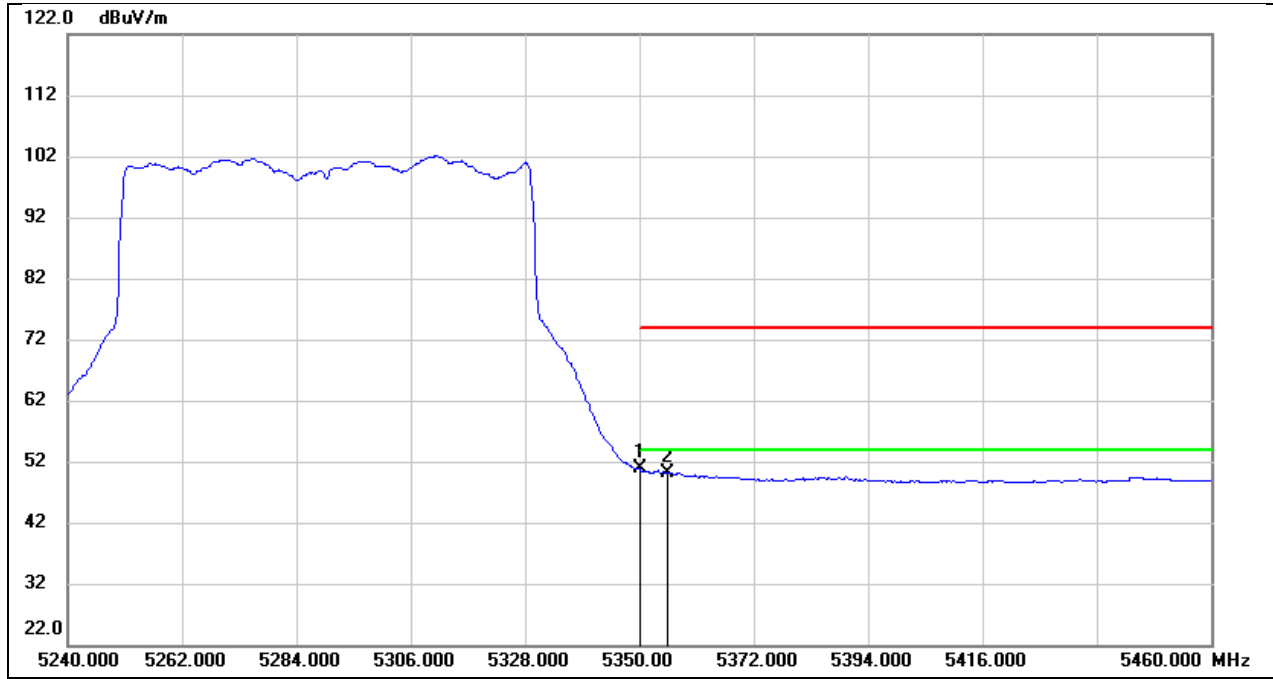
No.	Frequency (MHz)	Reading (dBuV)	Correct (dB/m)	Result (dBuV/m)	Limit (dBuV/m)	Margin (dB)	Remark
1	5119.080	11.13	40.24	51.37	54.00	-2.63	AVG
2	5150.000	10.98	40.27	51.25	54.00	-2.75	AVG

Test Mode:	802.11be EHT80 PK	Frequency(MHz):	5290
Polarity:	Vertical	Test Voltage:	AC 120 V, 60 Hz



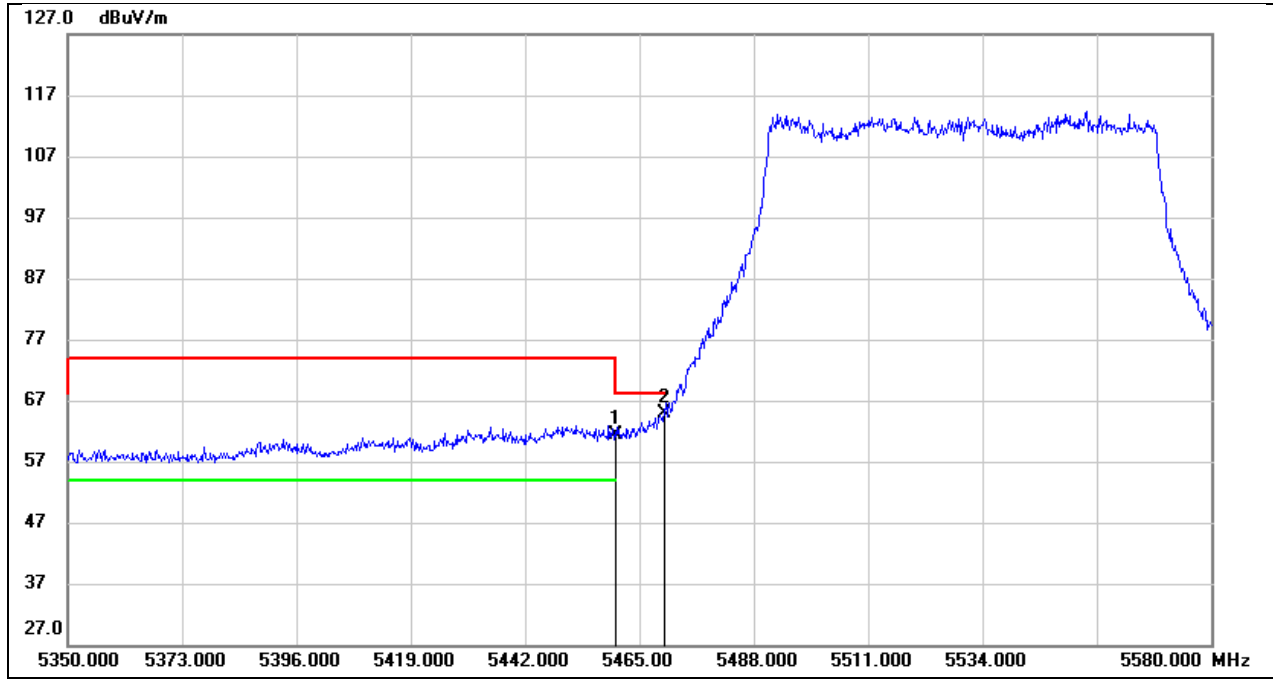
No.	Frequency (MHz)	Reading (dBuV)	Correct (dB/m)	Result (dBuV/m)	Limit (dBuV/m)	Margin (dB)	Remark
1	5350.000	23.66	40.49	64.15	74.00	-9.85	peak
2	5355.280	23.53	40.50	64.03	74.00	-9.97	peak

Test Mode:	802.11be EHT80 AV	Frequency(MHz):	5290
Polarity:	Vertical	Test Voltage:	AC 120 V, 60 Hz



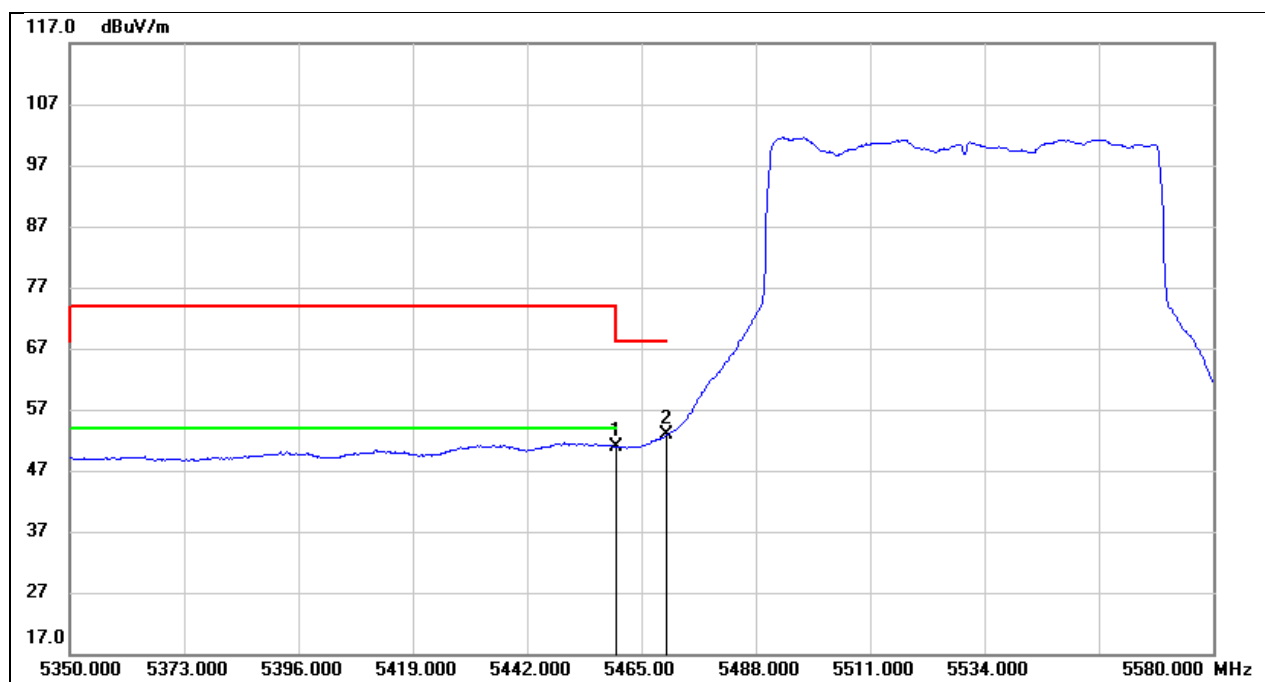
No.	Frequency (MHz)	Reading (dBuV)	Correct (dB/m)	Result (dBuV/m)	Limit (dBuV/m)	Margin (dB)	Remark
1	5350.000	10.27	40.49	50.76	54.00	-3.24	AVG
2	5355.280	9.71	40.50	50.21	54.00	-3.79	AVG

Test Mode:	802.11be EHT80 PK	Frequency(MHz):	5530
Polarity:	Vertical	Test Voltage:	AC 120 V, 60 Hz



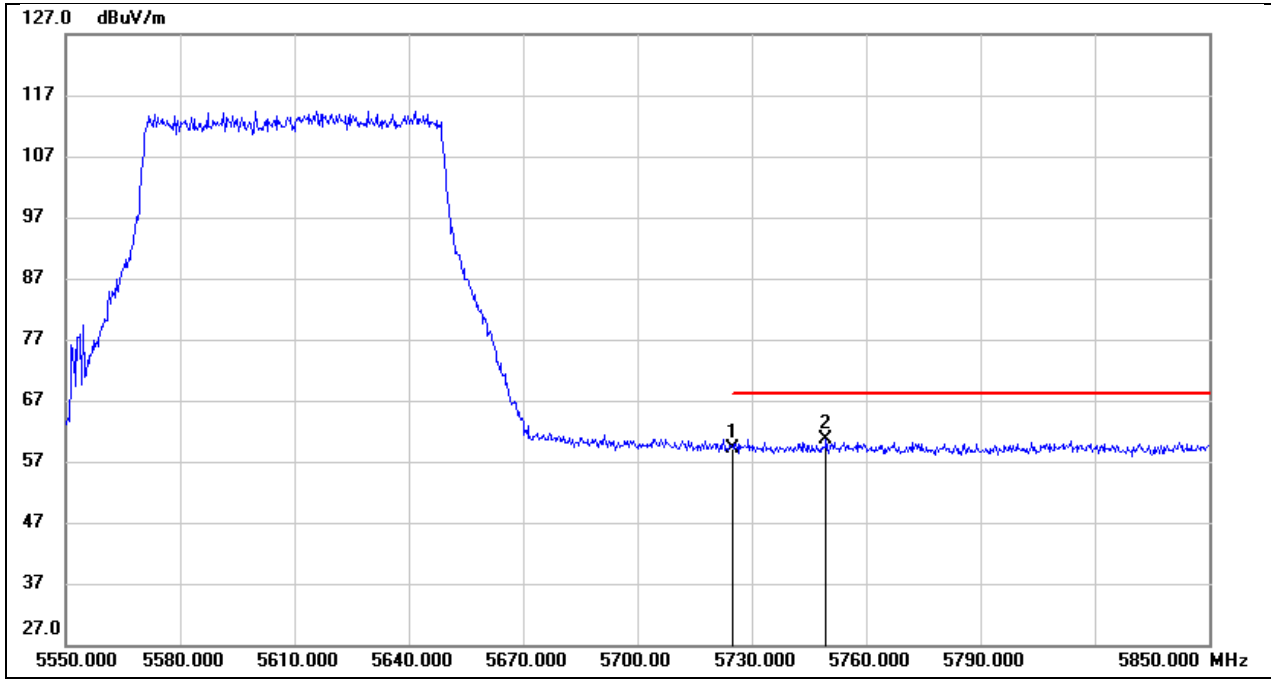
No.	Frequency (MHz)	Reading (dBuV)	Correct (dB/m)	Result (dBuV/m)	Limit (dBuV/m)	Margin (dB)	Remark
1	5460.000	20.67	40.62	61.29	68.20	-6.91	peak
2	5470.000	24.33	40.63	64.96	68.20	-3.24	peak

Test Mode:	802.11be EHT80 AV	Frequency(MHz):	5530
Polarity:	Vertical	Test Voltage:	AC 120 V, 60 Hz



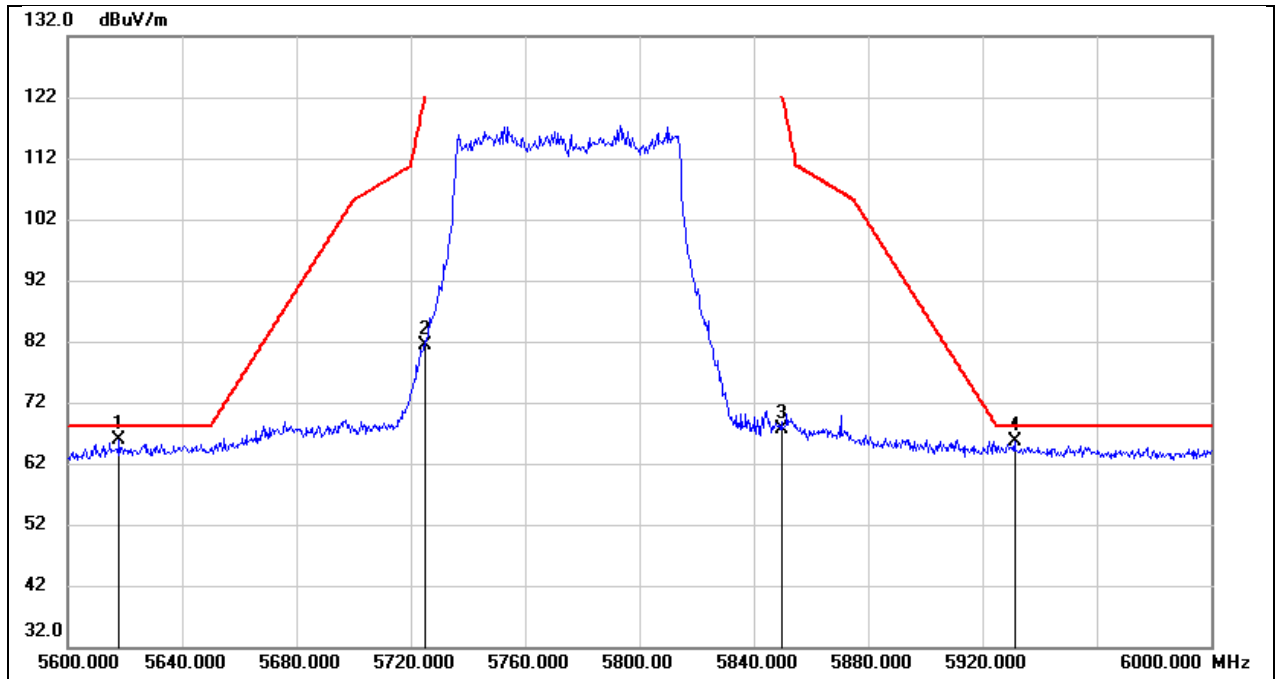
No.	Frequency (MHz)	Reading (dBuV)	Correct (dB/m)	Result (dBuV/m)	Limit (dBuV/m)	Margin (dB)	Remark
1	5460.000	10.26	40.62	50.88	54.00	-3.12	AVG
2	5470.000	12.16	40.63	52.79	68.20	-15.41	AVG

Test Mode:	802.11be EHT80 PK	Frequency(MHz):	5610
Polarity:	Vertical	Test Voltage:	AC 120 V, 60 Hz



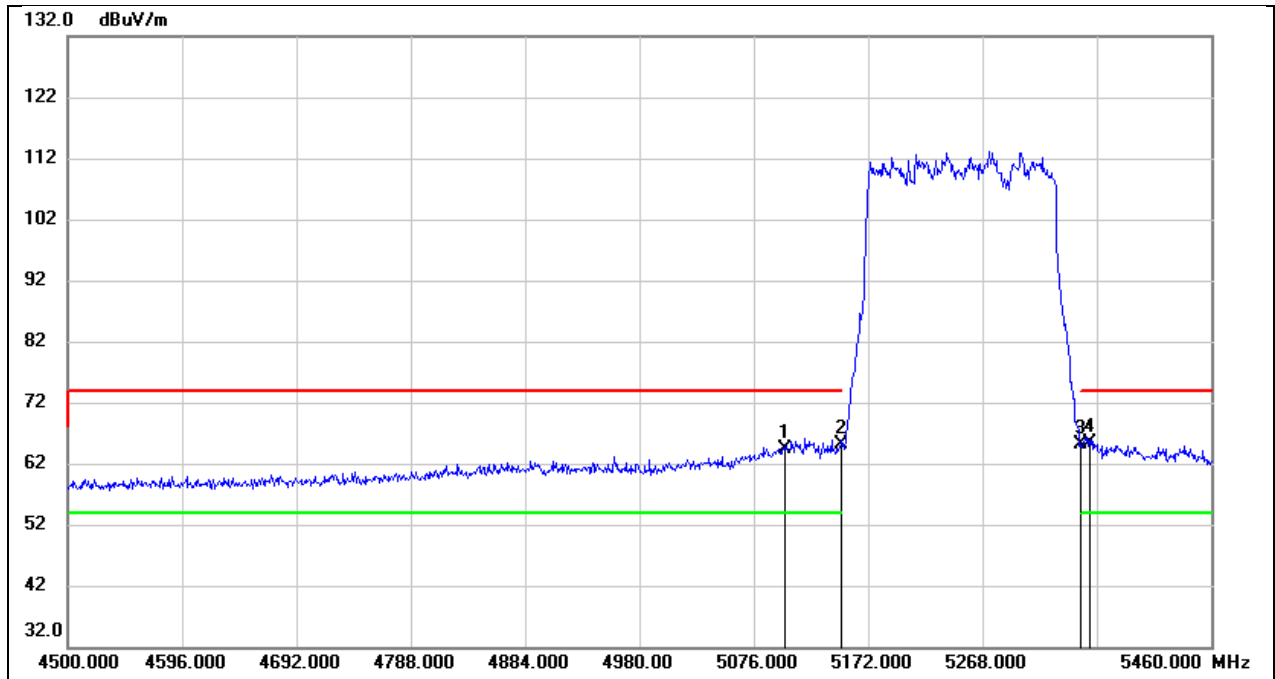
No.	Frequency (MHz)	Reading (dBuV)	Correct (dB/m)	Result (dBuV/m)	Limit (dBuV/m)	Margin (dB)	Remark
1	5725.000	17.82	41.27	59.09	68.20	-9.11	peak
2	5749.500	19.26	41.33	60.59	68.20	-7.61	peak

Test Mode:	802.11be EHT80 PK	Frequency(MHz):	5775
Polarity:	Vertical	Test Voltage:	AC 120 V, 60 Hz



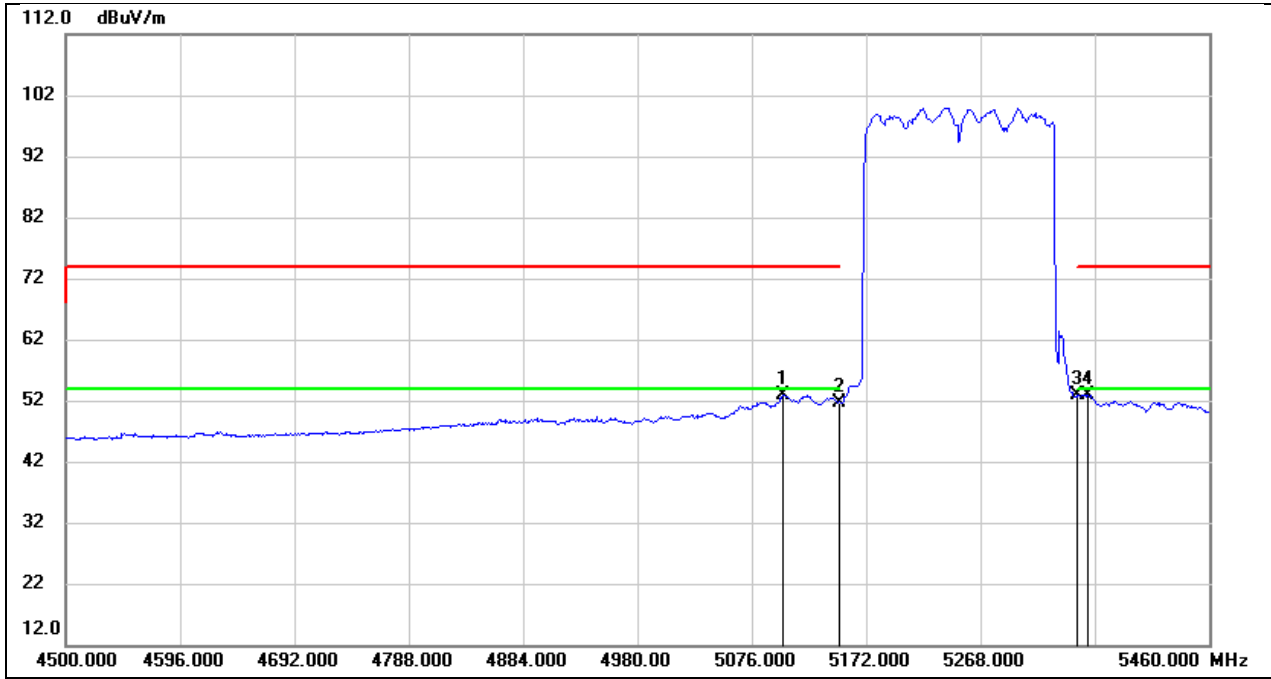
No.	Frequency (MHz)	Reading (dBuV)	Correct (dB/m)	Result (dBuV/m)	Limit (dBuV/m)	Margin (dB)	Remark
1	5618.000	24.83	40.98	65.81	68.20	-2.39	peak
2	5725.000	40.06	41.27	81.33	122.20	-40.87	peak
3	5850.000	26.13	41.60	67.73	122.20	-54.47	peak
4	5931.200	23.93	41.81	65.74	68.20	-2.46	peak

Test Mode:	802.11be EHT160 PK	Frequency(MHz):	5250
Polarity:	Vertical	Test Voltage:	AC 120 V, 60 Hz



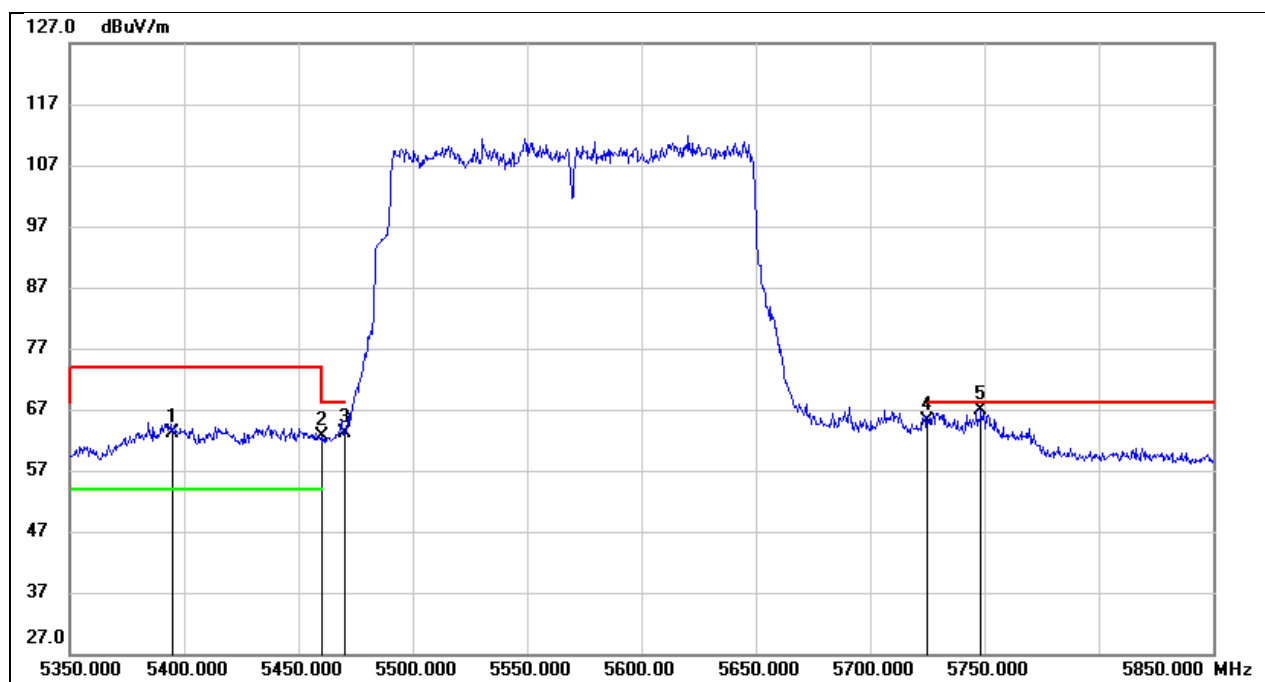
No.	Frequency (MHz)	Reading (dBuV)	Correct (dB/m)	Result (dBuV/m)	Limit (dBuV/m)	Margin (dB)	Remark
1	5101.920	24.18	40.22	64.40	74.00	-9.60	peak
2	5150.000	24.78	40.27	65.05	74.00	-8.95	peak
3	5350.000	24.56	40.49	65.05	74.00	-8.95	peak
4	5358.240	24.90	40.51	65.41	74.00	-8.59	peak

Test Mode:	802.11be EHT160 AV	Frequency(MHz):	5250
Polarity:	Vertical	Test Voltage:	AC 120 V, 60 Hz



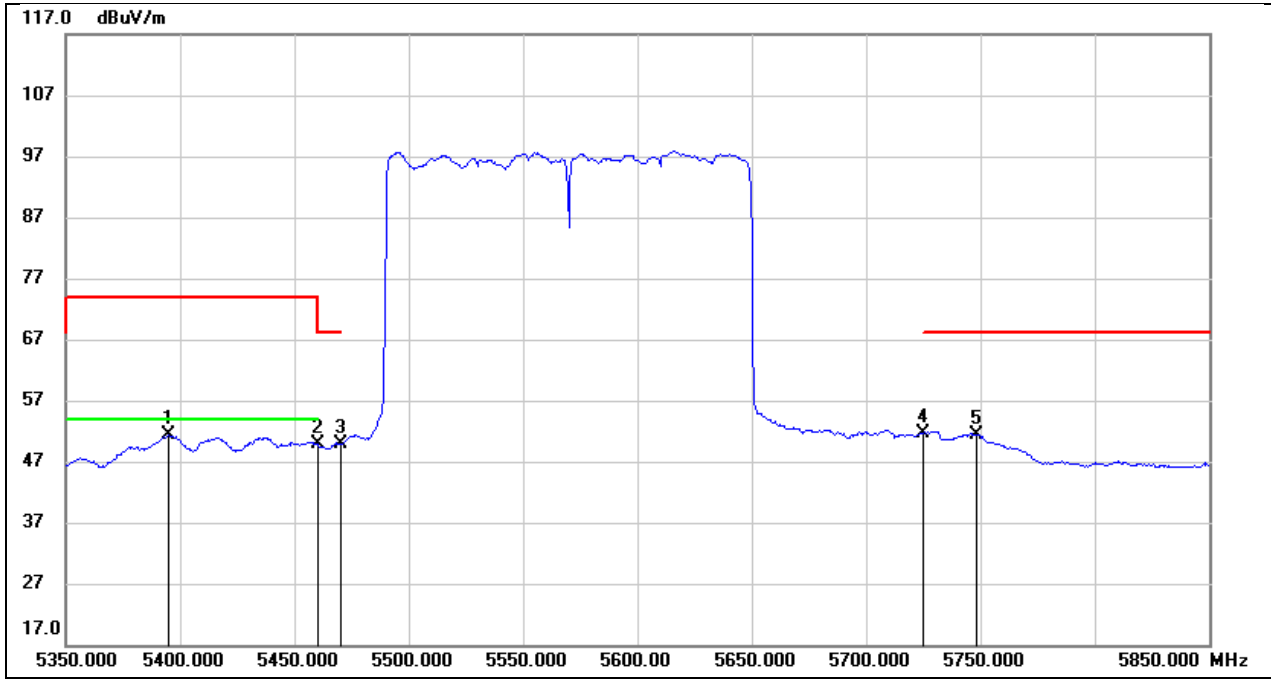
No.	Frequency (MHz)	Reading (dBuV)	Correct (dB/m)	Result (dBuV/m)	Limit (dBuV/m)	Margin (dB)	Remark
1	5101.920	12.77	40.22	52.99	54.00	-1.01	AVG
2	5150.000	11.40	40.27	51.67	54.00	-2.33	AVG
3	5350.000	12.36	40.49	52.85	54.00	-1.15	AVG
4	5358.240	12.46	40.51	52.97	54.00	-1.03	AVG

Test Mode:	802.11be EHT160 PK	Frequency(MHz):	5570
Polarity:	Vertical	Test Voltage:	AC 120 V, 60 Hz



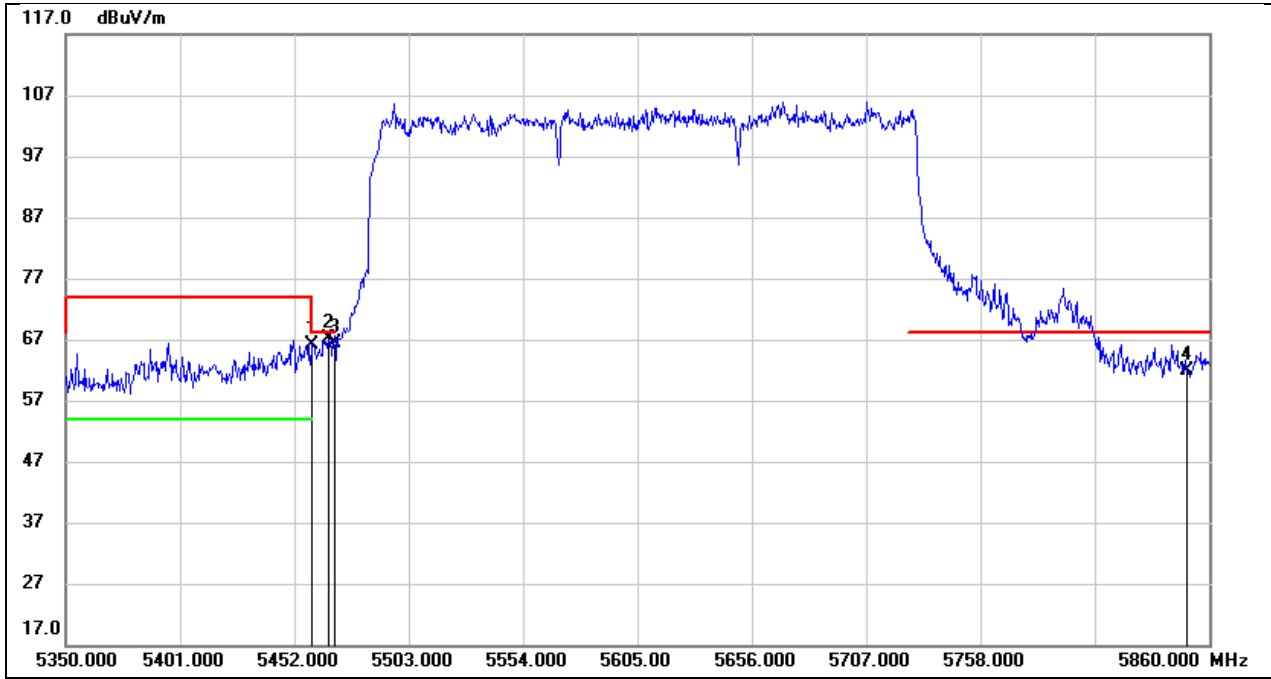
No.	Frequency (MHz)	Reading (dBuV)	Correct (dB/m)	Result (dBuV/m)	Limit (dBuV/m)	Margin (dB)	Remark
1	5395.000	22.58	40.54	63.12	74.00	-10.88	peak
2	5460.000	22.02	40.62	62.64	68.20	-5.56	peak
3	5470.000	22.49	40.63	63.12	68.20	-5.08	peak
4	5725.000	23.97	41.27	65.24	68.20	-2.96	peak
5	5748.500	25.67	41.33	67.00	68.20	-1.20	peak

Test Mode:	802.11be EHT160 AV	Frequency(MHz):	5570
Polarity:	Vertical	Test Voltage:	AC 120 V, 60 Hz



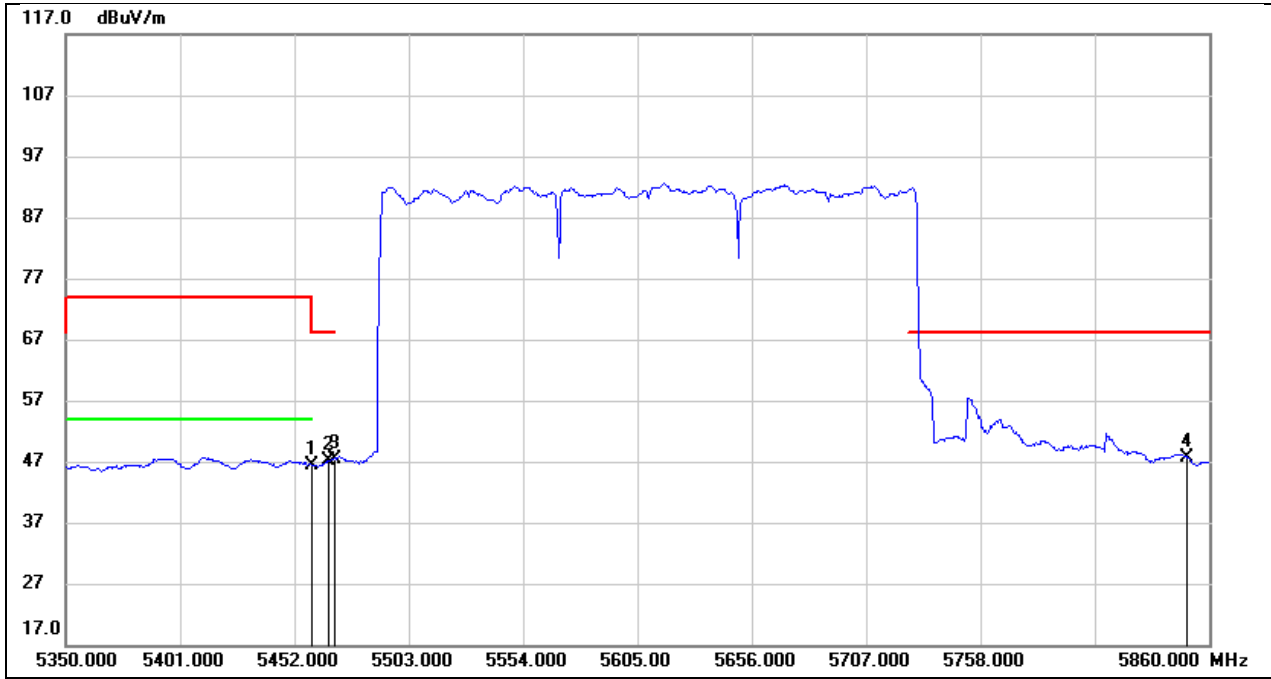
No.	Frequency (MHz)	Reading (dBuV)	Correct (dB/m)	Result (dBuV/m)	Limit (dBuV/m)	Margin (dB)	Remark
1	5395.000	10.72	40.54	51.26	54.00	-2.74	AVG
2	5460.000	9.21	40.62	49.83	54.00	-4.17	AVG
3	5470.000	9.20	40.63	49.83	68.20	-18.37	AVG
4	5725.000	10.43	41.27	51.70	68.20	-16.50	AVG
5	5748.500	9.98	41.33	51.31	68.20	-16.89	AVG

Test Mode:	802.11be EHT240 PK	Frequency(MHz):	5610
Polarity:	Vertical	Test Voltage:	AC 120 V, 60 Hz



No.	Frequency (MHz)	Reading (dBuV)	Correct (dB/m)	Result (dBuV/m)	Limit (dBuV/m)	Margin (dB)	Remark
1	5460.000	25.39	40.62	66.01	68.20	-2.19	peak
2	5467.300	26.50	40.62	67.12	68.20	-1.08	peak
3	5470.000	25.74	40.63	66.37	68.20	-1.83	peak
4	5850.000	20.27	41.60	61.87	68.20	-6.33	peak

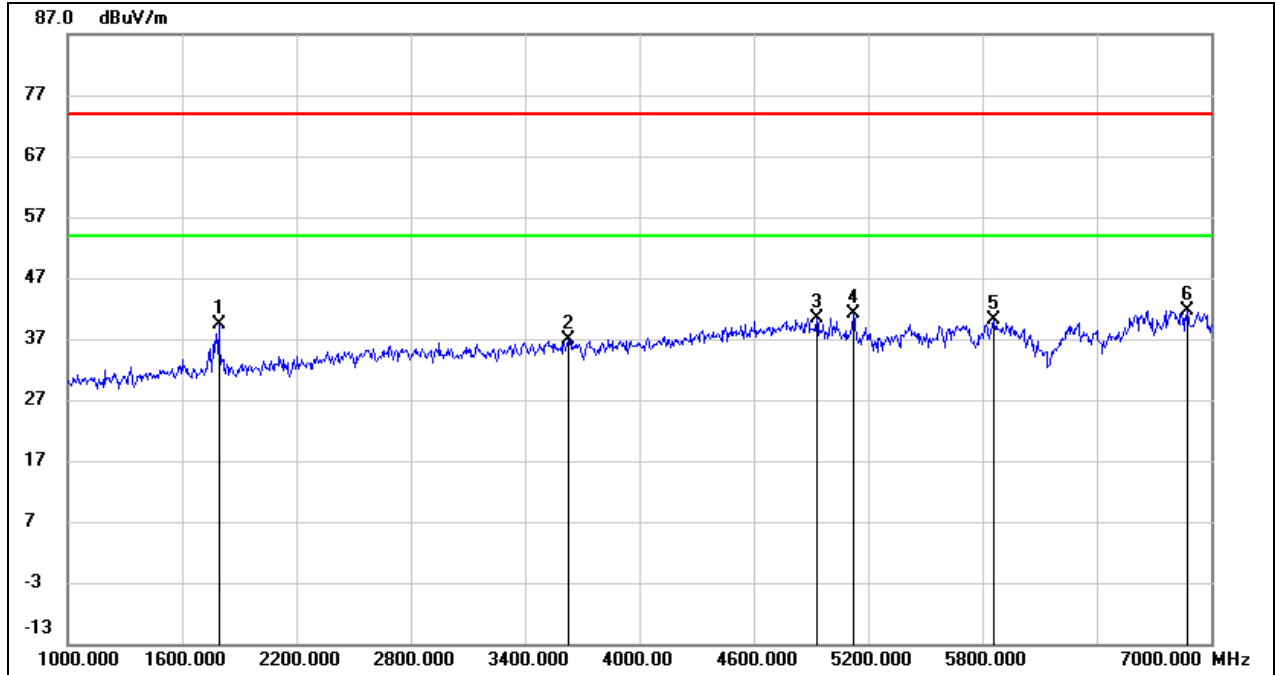
Test Mode:	802.11be EHT240 AV	Frequency(MHz):	5610
Polarity:	Vertical	Test Voltage:	AC 120 V, 60 Hz



No.	Frequency (MHz)	Reading (dBuV)	Correct (dB/m)	Result (dBuV/m)	Limit (dBuV/m)	Margin (dB)	Remark
1	5460.000	5.73	40.62	46.35	54.00	-7.65	AVG
2	5467.300	6.61	40.62	47.23	68.20	-20.97	AVG
3	5470.000	6.84	40.63	47.47	68.20	-20.73	AVG
4	5850.000	5.95	41.60	47.55	68.20	-20.65	AVG

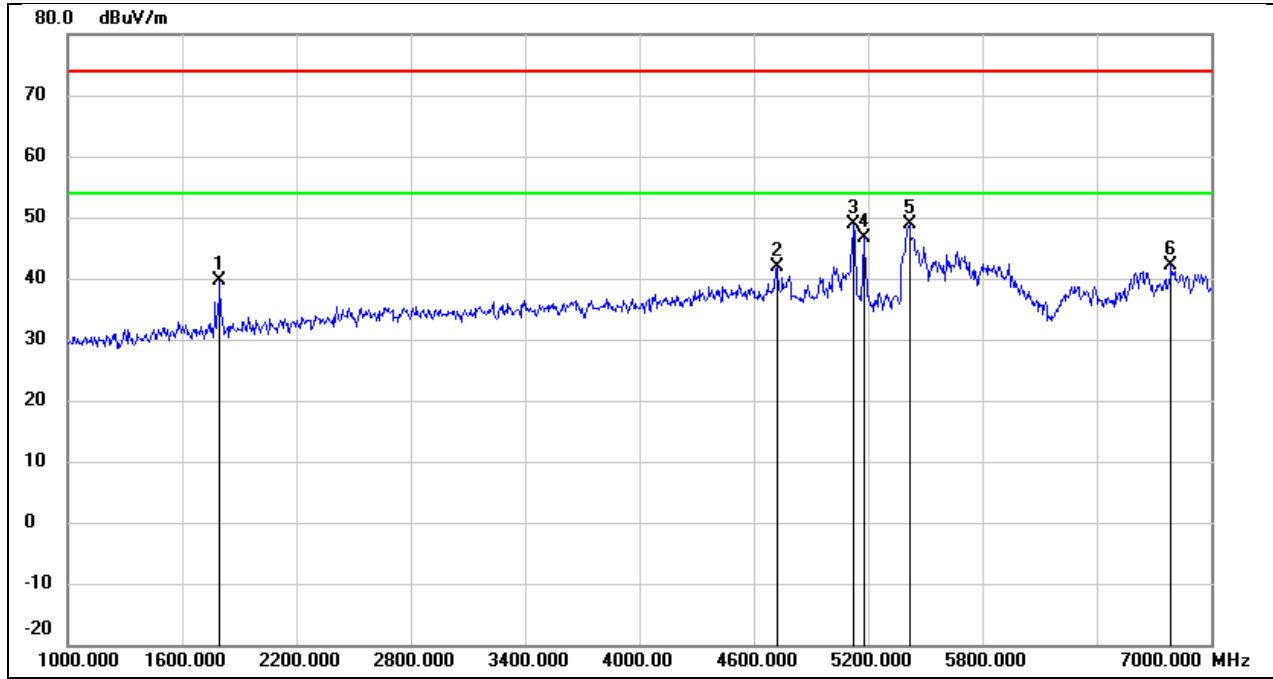
8.2. SPURIOUS EMISSIONS (1 GHZ ~ 7 GHZ)

Test Mode:	802.11a 20	Frequency(MHz):	5180
Polarity:	Horizontal	Test Voltage:	AC 120 V, 60 Hz



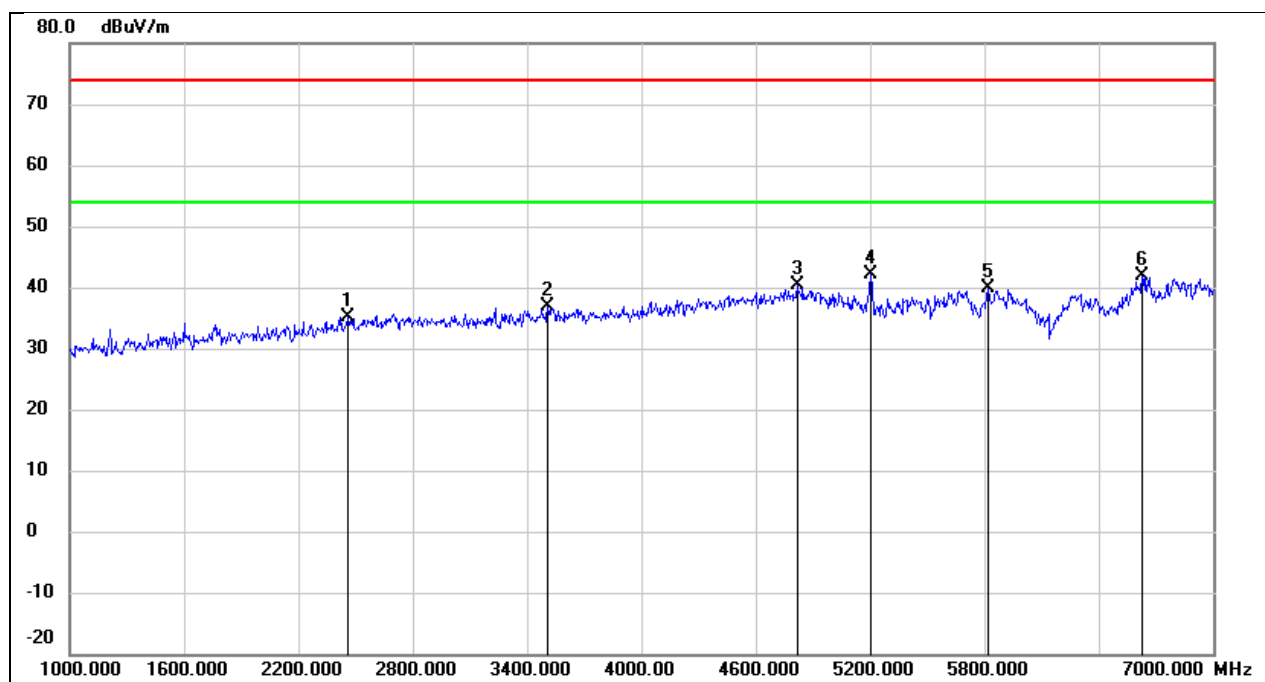
No.	Frequency (MHz)	Reading (dBuV)	Correct (dB/m)	Result (dBuV/m)	Limit (dBuV/m)	Margin (dB)	Remark
1	1792.000	51.22	-11.75	39.47	74.00	-34.53	peak
2	3628.000	42.43	-5.50	36.93	74.00	-37.07	peak
3	4930.000	40.86	-0.43	40.43	74.00	-33.57	peak
4	5122.000	41.07	-0.02	41.05	74.00	-32.95	peak
5	5860.000	38.71	1.45	40.16	74.00	-33.84	peak
6	6874.000	36.15	5.57	41.72	74.00	-32.28	peak

Test Mode:	802.11a 20	Frequency(MHz):	5180
Polarity:	Vertical	Test Voltage:	AC 120 V, 60 Hz



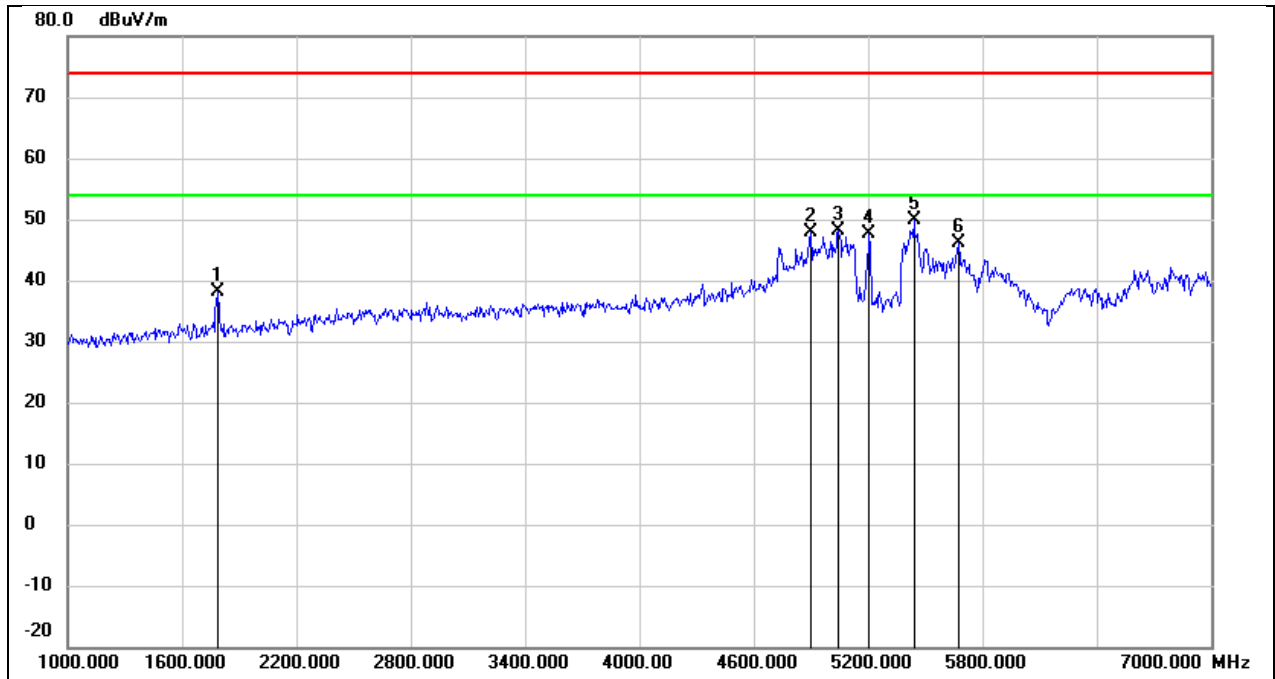
No.	Frequency (MHz)	Reading (dBuV)	Correct (dB/m)	Result (dBuV/m)	Limit (dBuV/m)	Margin (dB)	Remark
1	1798.000	51.45	-11.72	39.73	74.00	-34.27	peak
2	4720.000	43.20	-1.27	41.93	74.00	-32.07	peak
3	5122.000	48.78	-0.02	48.76	74.00	-25.24	peak
4	5176.000	46.53	0.05	46.58	74.00	-27.42	peak
5	5416.000	48.56	0.32	48.88	74.00	-25.12	peak
6	6790.000	37.00	5.15	42.15	74.00	-31.85	peak

Test Mode:	802.11a 20	Frequency(MHz):	5200
Polarity:	Horizontal	Test Voltage:	AC 120 V, 60 Hz



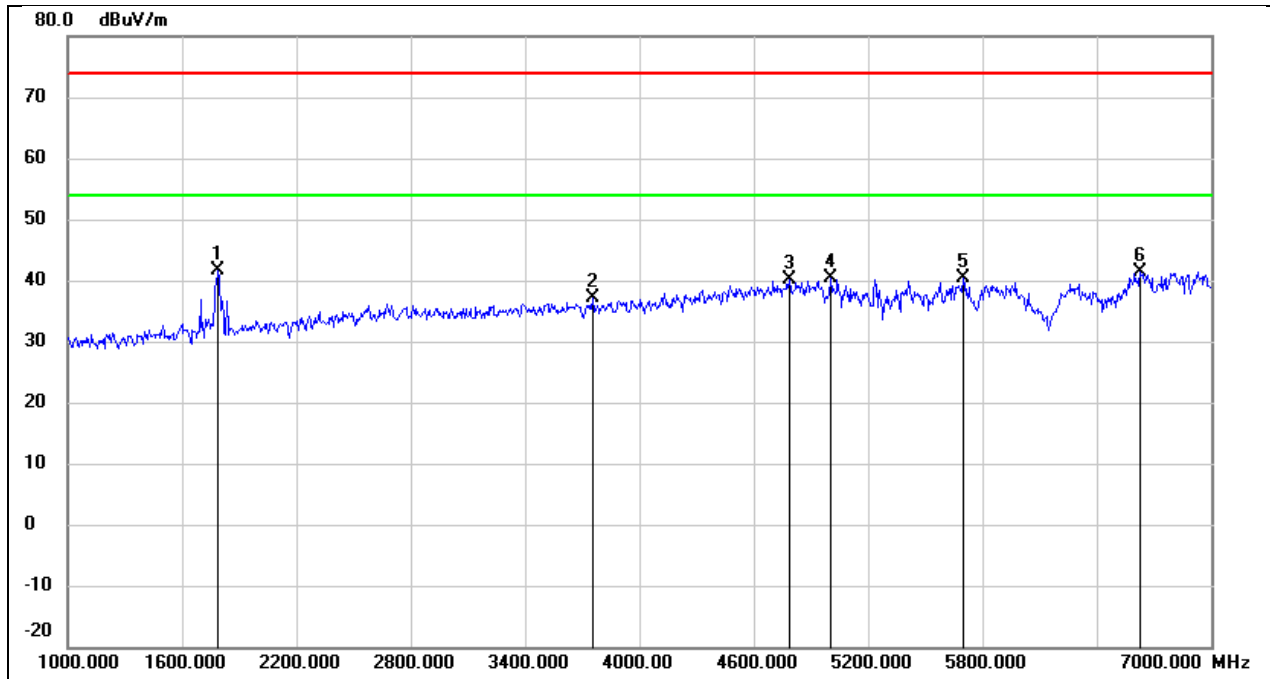
No.	Frequency (MHz)	Reading (dBuV)	Correct (dB/m)	Result (dBuV/m)	Limit (dBuV/m)	Margin (dB)	Remark
1	2458.000	43.92	-8.71	35.21	74.00	-38.79	peak
2	3508.000	42.78	-5.82	36.96	74.00	-37.04	peak
3	4816.000	41.23	-0.89	40.34	74.00	-33.66	peak
4	5206.000	42.16	0.08	42.24	74.00	-31.76	peak
5	5818.000	38.46	1.33	39.79	74.00	-34.21	peak
6	6628.000	37.49	4.36	41.85	74.00	-32.15	peak

Test Mode:	802.11a 20	Frequency(MHz):	5200
Polarity:	Vertical	Test Voltage:	AC 120 V, 60 Hz



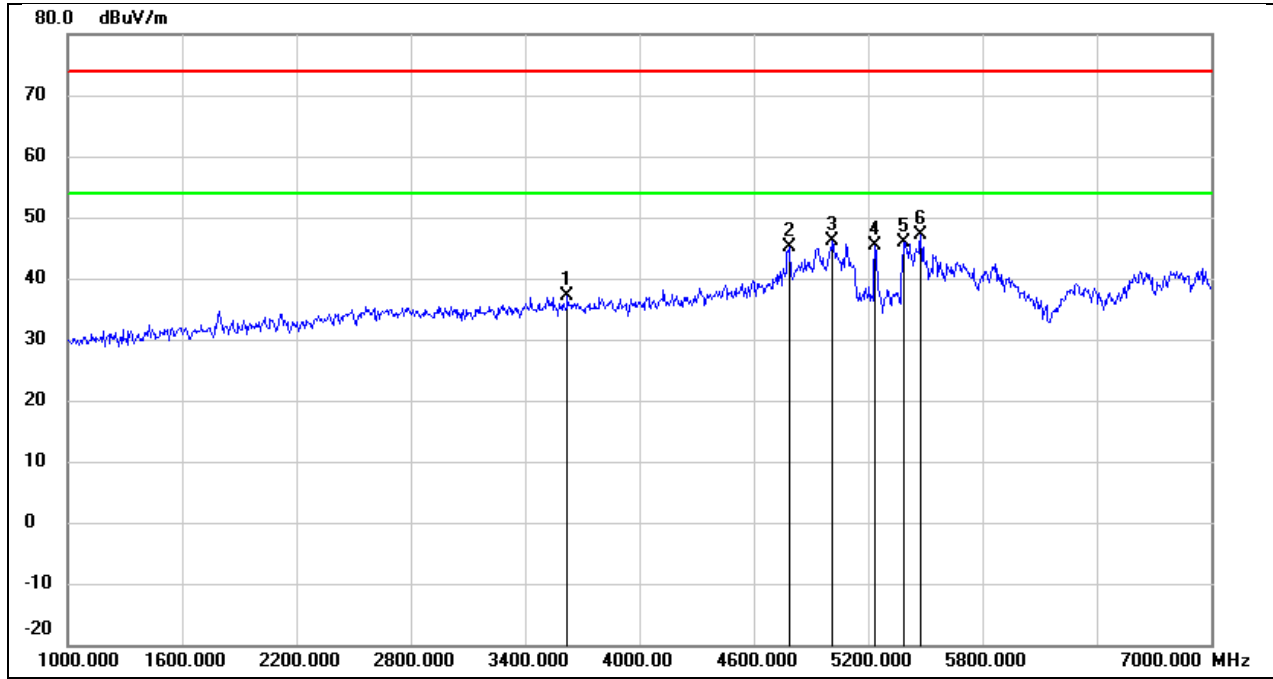
No.	Frequency (MHz)	Reading (dBuV)	Correct (dB/m)	Result (dBuV/m)	Limit (dBuV/m)	Margin (dB)	Remark
1	1786.000	49.86	-11.76	38.10	74.00	-35.90	peak
2	4900.000	48.34	-0.55	47.79	74.00	-26.21	peak
3	5044.000	48.19	-0.10	48.09	74.00	-25.91	peak
4	5206.000	47.45	0.08	47.53	74.00	-26.47	peak
5	5440.000	49.59	0.35	49.94	74.00	-24.06	peak
6	5674.000	45.11	0.92	46.03	74.00	-27.97	peak

Test Mode:	802.11a 20	Frequency(MHz):	5240
Polarity:	Horizontal	Test Voltage:	AC 120 V, 60 Hz



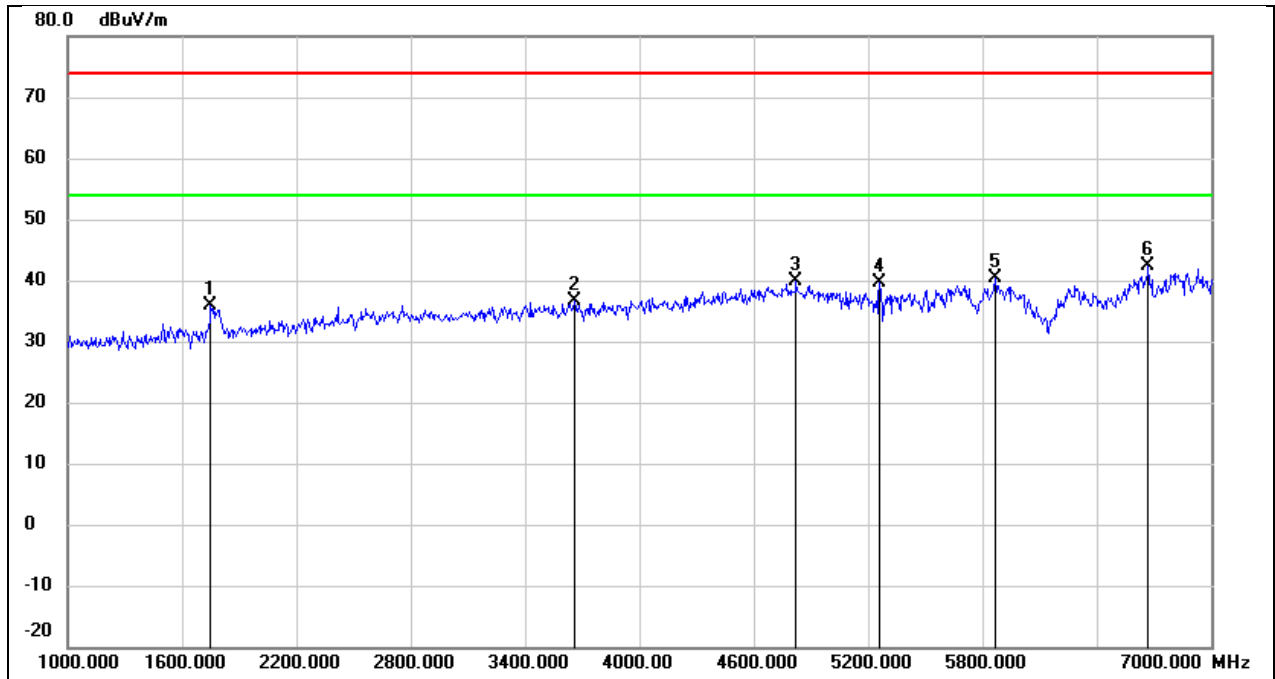
No.	Frequency (MHz)	Reading (dBuV)	Correct (dB/m)	Result (dBuV/m)	Limit (dBuV/m)	Margin (dB)	Remark
1	1786.000	53.43	-11.76	41.67	74.00	-32.33	peak
2	3754.000	42.30	-5.15	37.15	74.00	-36.85	peak
3	4786.000	41.09	-1.00	40.09	74.00	-33.91	peak
4	5002.000	40.59	-0.15	40.44	74.00	-33.56	peak
5	5698.000	39.27	0.99	40.26	74.00	-33.74	peak
6	6628.000	36.96	4.36	41.32	74.00	-32.68	peak

Test Mode:	802.11a 20	Frequency(MHz):	5240
Polarity:	Vertical	Test Voltage:	AC 120 V, 60 Hz



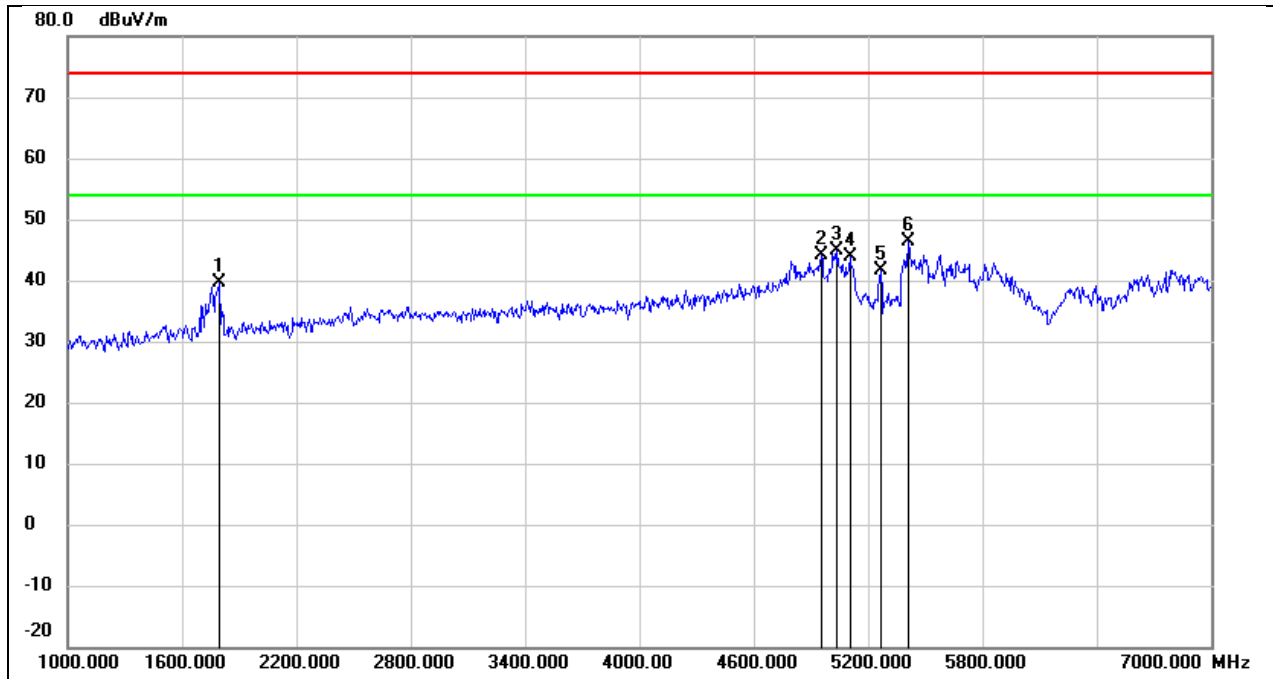
No.	Frequency (MHz)	Reading (dBuV)	Correct (dB/m)	Result (dBuV/m)	Limit (dBuV/m)	Margin (dB)	Remark
1	3622.000	42.63	-5.52	37.11	74.00	-36.89	peak
2	4786.000	46.14	-1.00	45.14	74.00	-28.86	peak
3	5014.000	46.34	-0.13	46.21	74.00	-27.79	peak
4	5236.000	45.26	0.11	45.37	74.00	-28.63	peak
5	5386.000	45.54	0.29	45.83	74.00	-28.17	peak
6	5476.000	46.63	0.39	47.02	74.00	-26.98	peak

Test Mode:	802.11a 20	Frequency(MHz):	5260
Polarity:	Horizontal	Test Voltage:	AC 120 V, 60 Hz



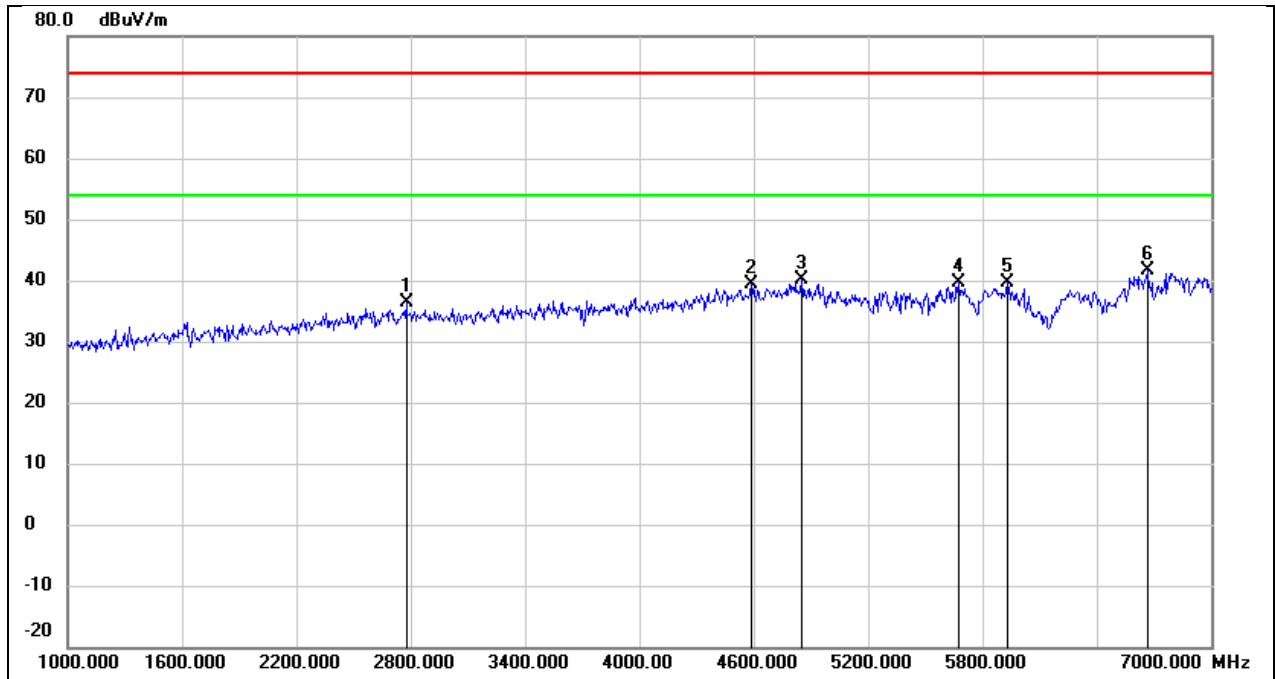
No.	Frequency (MHz)	Reading (dBuV)	Correct (dB/m)	Result (dBuV/m)	Limit (dBuV/m)	Margin (dB)	Remark
1	1750.000	47.75	-11.89	35.86	74.00	-38.14	peak
2	3658.000	41.97	-5.41	36.56	74.00	-37.44	peak
3	4822.000	40.72	-0.85	39.87	74.00	-34.13	peak
4	5260.000	39.40	0.15	39.55	74.00	-34.45	peak
5	5866.000	38.98	1.47	40.45	74.00	-33.55	peak
6	6670.000	37.77	4.57	42.34	74.00	-31.66	peak

Test Mode:	802.11a 20	Frequency(MHz):	5260
Polarity:	Vertical	Test Voltage:	AC 120 V, 60 Hz



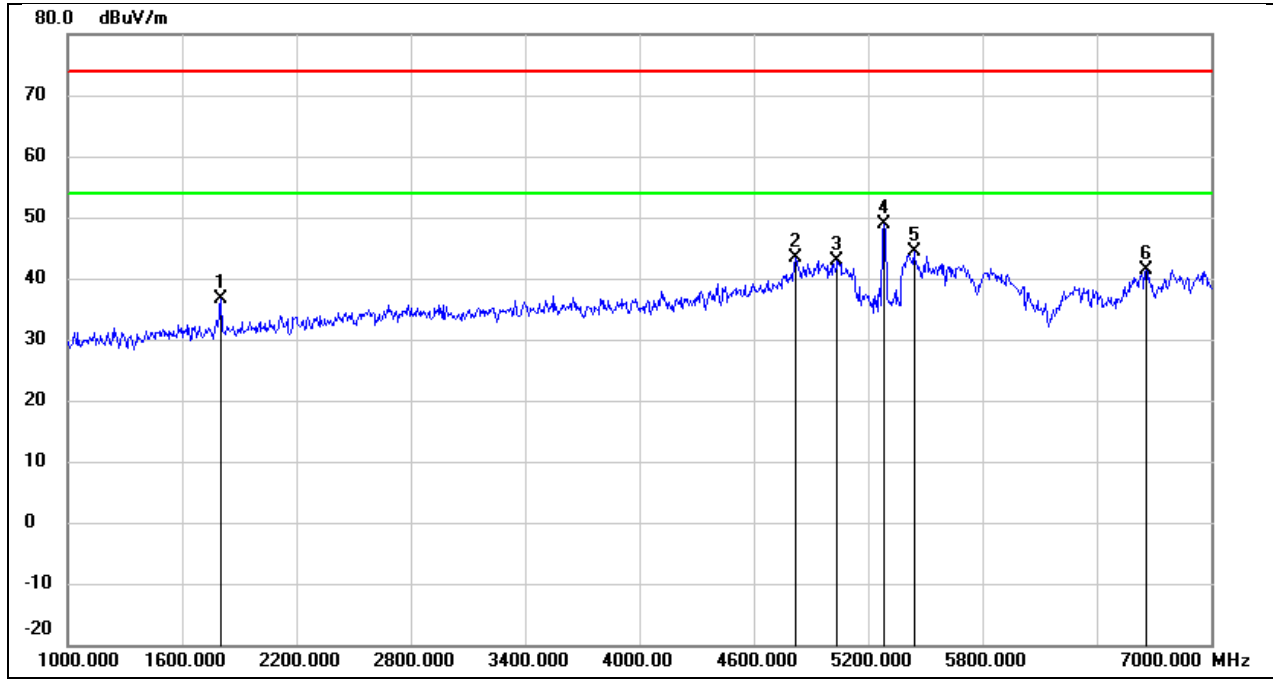
No.	Frequency (MHz)	Reading (dBuV)	Correct (dB/m)	Result (dBuV/m)	Limit (dBuV/m)	Margin (dB)	Remark
1	1798.000	51.30	-11.72	39.58	74.00	-34.42	peak
2	4954.000	44.57	-0.33	44.24	74.00	-29.76	peak
3	5038.000	44.99	-0.11	44.88	74.00	-29.12	peak
4	5104.000	43.83	-0.03	43.80	74.00	-30.20	peak
5	5266.000	41.44	0.15	41.59	74.00	-32.41	peak
6	5410.000	46.01	0.32	46.33	74.00	-27.67	peak

Test Mode:	802.11a 20	Frequency(MHz):	5280
Polarity:	Horizontal	Test Voltage:	AC 120 V, 60 Hz



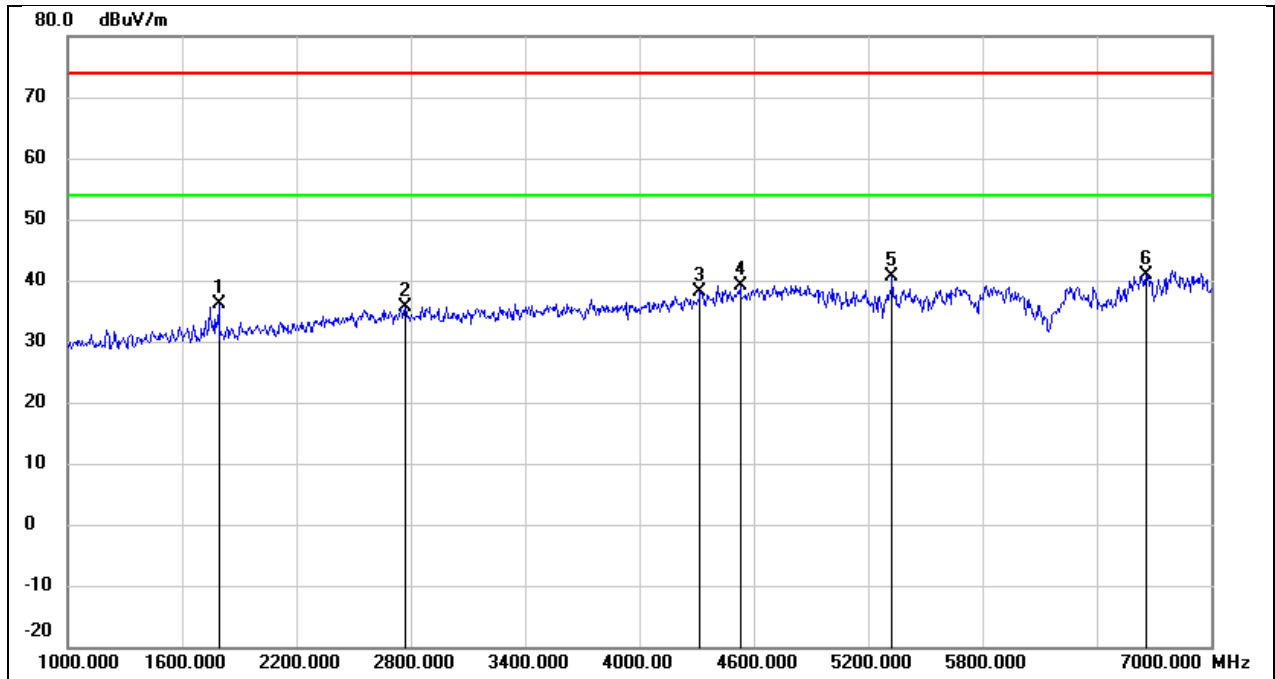
No.	Frequency (MHz)	Reading (dBuV)	Correct (dB/m)	Result (dBuV/m)	Limit (dBuV/m)	Margin (dB)	Remark
1	2776.000	44.05	-7.66	36.39	74.00	-37.61	peak
2	4588.000	41.19	-1.79	39.40	74.00	-34.60	peak
3	4852.000	40.82	-0.74	40.08	74.00	-33.92	peak
4	5674.000	38.68	0.92	39.60	74.00	-34.40	peak
5	5932.000	38.09	1.65	39.74	74.00	-34.26	peak
6	6664.000	37.15	4.54	41.69	74.00	-32.31	peak

Test Mode:	802.11a 20	Frequency(MHz):	5280
Polarity:	Vertical	Test Voltage:	AC 120 V, 60 Hz



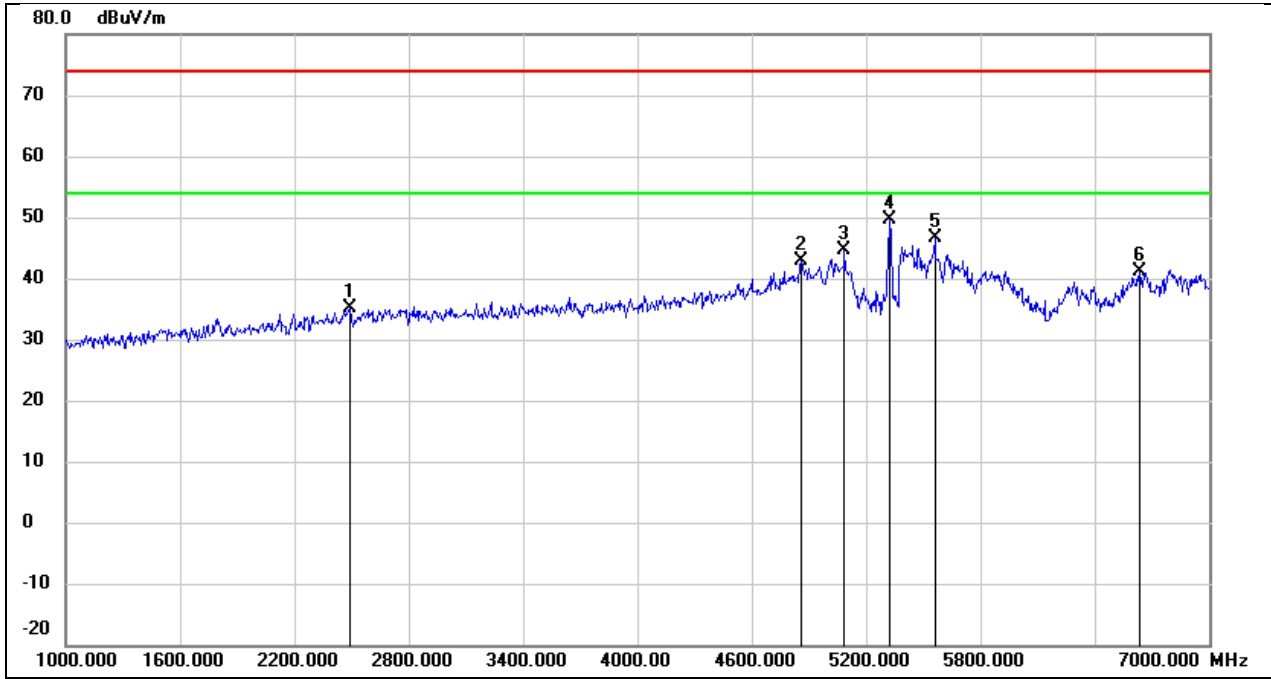
No.	Frequency (MHz)	Reading (dBuV)	Correct (dB/m)	Result (dBuV/m)	Limit (dBuV/m)	Margin (dB)	Remark
1	1804.000	48.35	-11.71	36.64	74.00	-37.36	peak
2	4816.000	44.15	-0.89	43.26	74.00	-30.74	peak
3	5038.000	42.88	-0.11	42.77	74.00	-31.23	peak
4	5284.000	48.75	0.18	48.93	74.00	-25.07	peak
5	5440.000	44.14	0.35	44.49	74.00	-29.51	peak
6	6658.000	36.82	4.49	41.31	74.00	-32.69	peak

Test Mode:	802.11a 20	Frequency(MHz):	5320
Polarity:	Horizontal	Test Voltage:	AC 120 V, 60 Hz



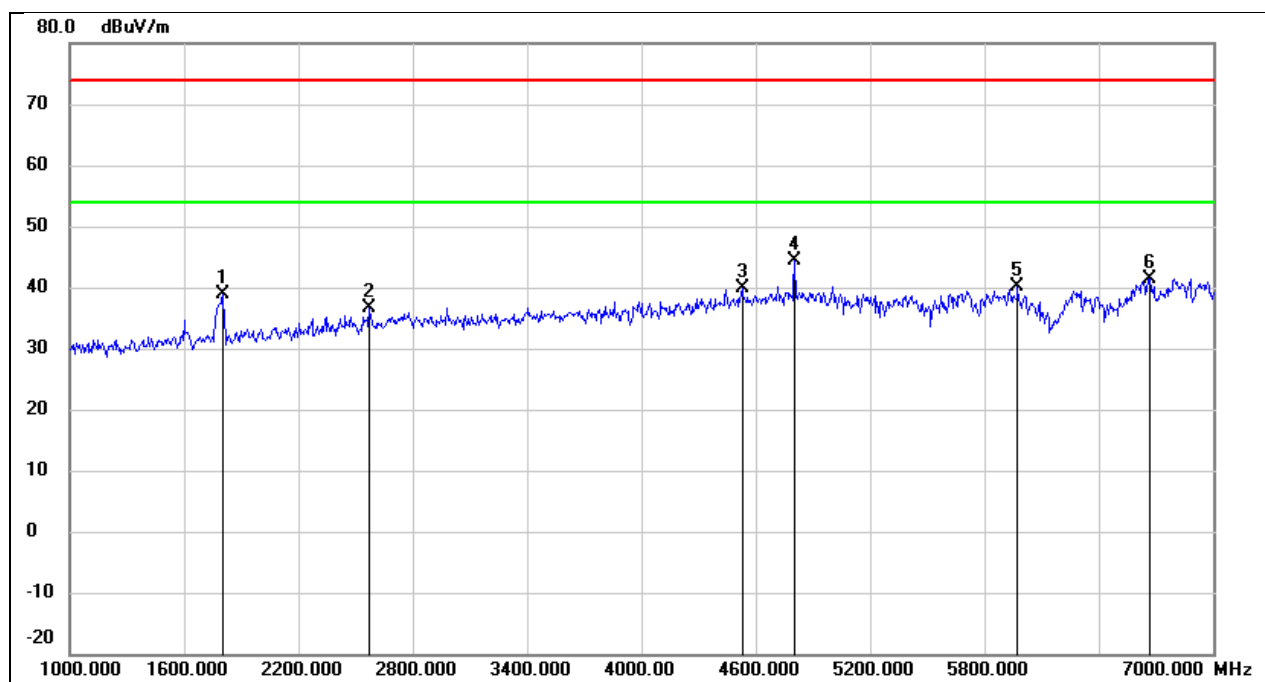
No.	Frequency (MHz)	Reading (dBuV)	Correct (dB/m)	Result (dBuV/m)	Limit (dBuV/m)	Margin (dB)	Remark
1	1792.000	47.82	-11.75	36.07	74.00	-37.93	peak
2	2770.000	43.32	-7.67	35.65	74.00	-38.35	peak
3	4318.000	41.05	-2.99	38.06	74.00	-35.94	peak
4	4528.000	41.24	-2.03	39.21	74.00	-34.79	peak
5	5326.000	40.51	0.22	40.73	74.00	-33.27	peak
6	6658.000	36.46	4.49	40.95	74.00	-33.05	peak

Test Mode:	802.11a 20	Frequency(MHz):	5320
Polarity:	Vertical	Test Voltage:	AC 120 V, 60 Hz



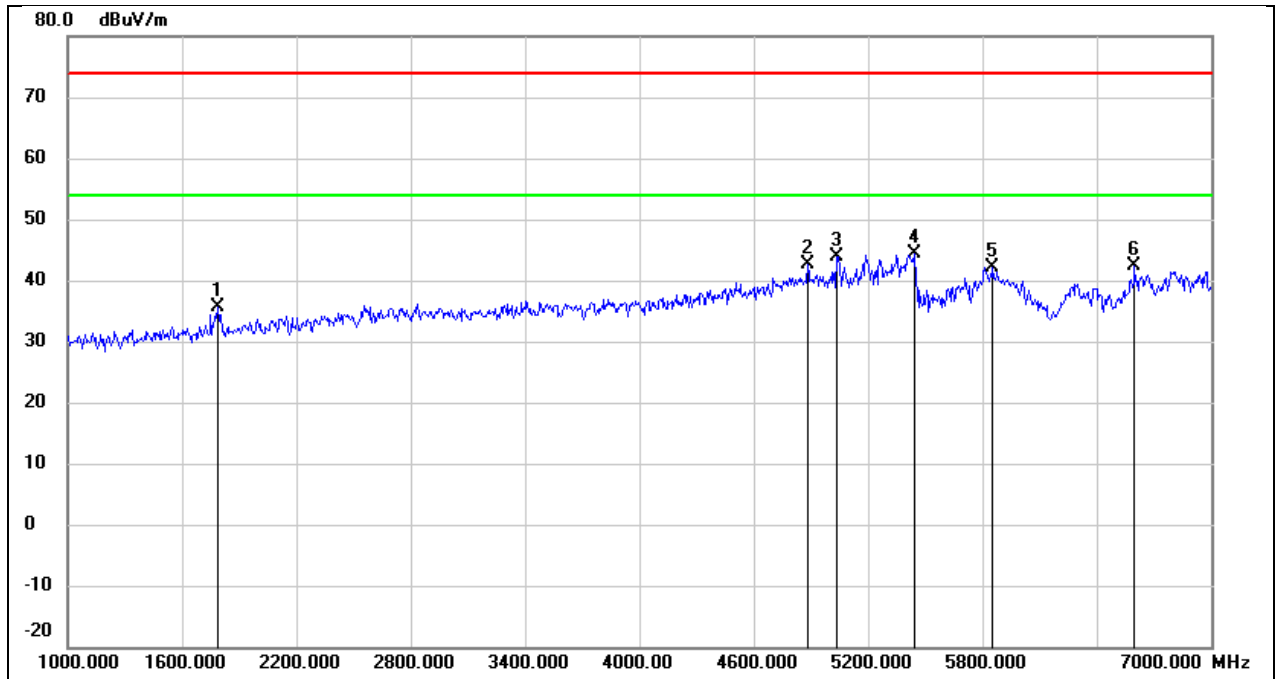
No.	Frequency (MHz)	Reading (dBuV)	Correct (dB/m)	Result (dBuV/m)	Limit (dBuV/m)	Margin (dB)	Remark
1	2494.000	43.73	-8.52	35.21	74.00	-38.79	peak
2	4858.000	43.51	-0.72	42.79	74.00	-31.21	peak
3	5086.000	44.65	-0.05	44.60	74.00	-29.40	peak
4	5326.000	49.47	0.22	49.69	74.00	-24.31	peak
5	5560.000	45.97	0.60	46.57	74.00	-27.43	peak
6	6634.000	36.82	4.38	41.20	74.00	-32.80	peak

Test Mode:	802.11a 20	Frequency(MHz):	5500
Polarity:	Horizontal	Test Voltage:	AC 120 V, 60 Hz



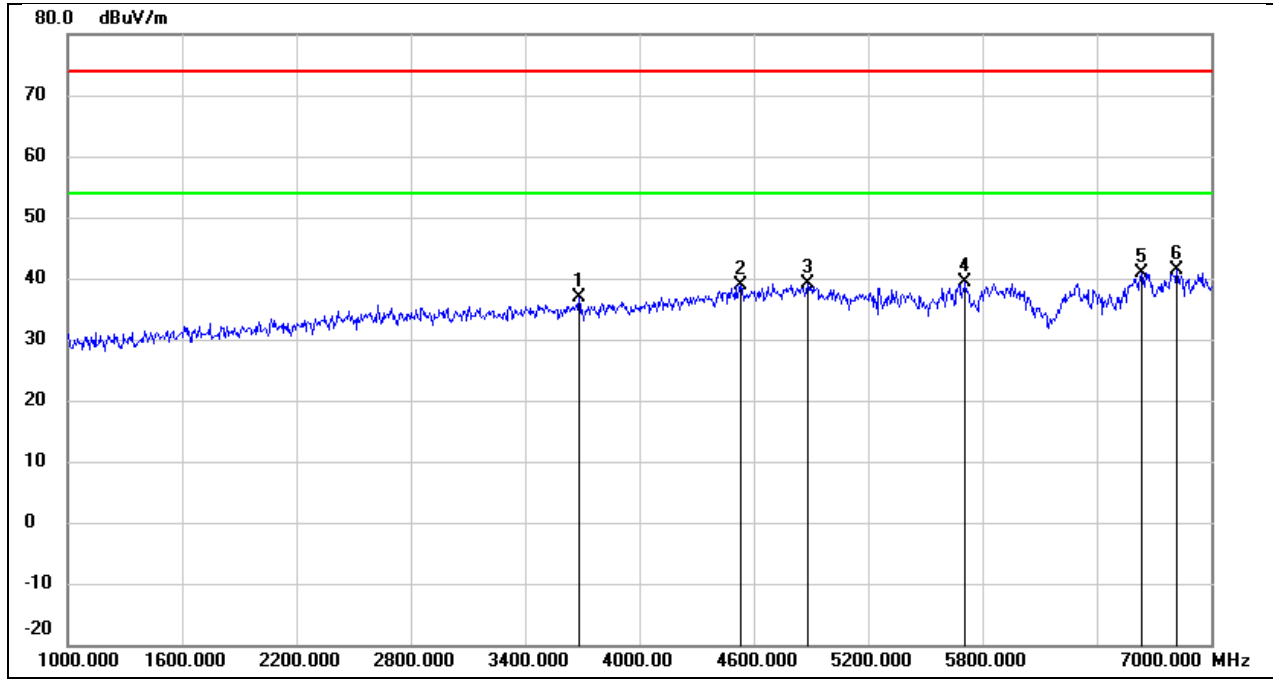
No.	Frequency (MHz)	Reading (dBuV)	Correct (dB/m)	Result (dBuV/m)	Limit (dBuV/m)	Margin (dB)	Remark
1	1804.000	50.68	-11.71	38.97	74.00	-35.03	peak
2	2572.000	45.00	-8.27	36.73	74.00	-37.27	peak
3	4528.000	41.80	-2.03	39.77	74.00	-34.23	peak
4	4804.000	45.37	-0.93	44.44	74.00	-29.56	peak
5	5974.000	38.25	1.77	40.02	74.00	-33.98	peak
6	6670.000	36.81	4.57	41.38	74.00	-32.62	peak

Test Mode:	802.11a 20	Frequency(MHz):	5500
Polarity:	Vertical	Test Voltage:	AC 120 V, 60 Hz



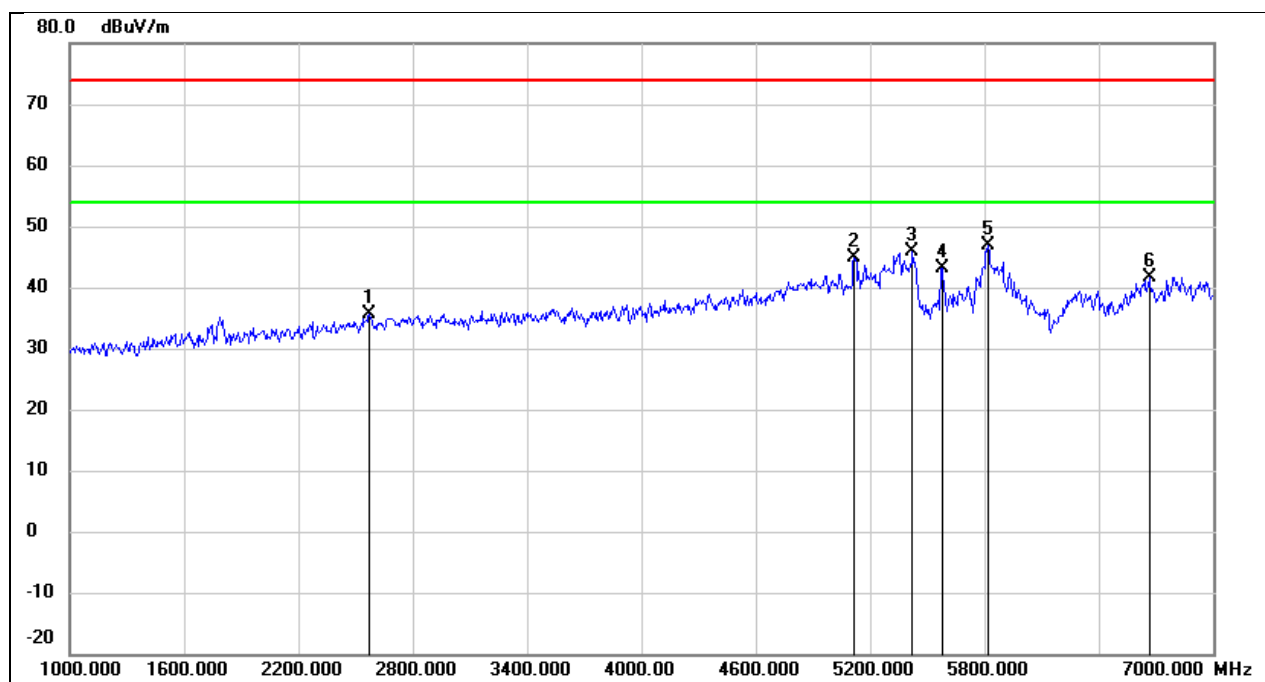
No.	Frequency (MHz)	Reading (dBuV)	Correct (dB/m)	Result (dBuV/m)	Limit (dBuV/m)	Margin (dB)	Remark
1	1786.000	47.46	-11.76	35.70	74.00	-38.30	peak
2	4882.000	43.30	-0.62	42.68	74.00	-31.32	peak
3	5032.000	43.92	-0.12	43.80	74.00	-30.20	peak
4	5440.000	44.09	0.35	44.44	74.00	-29.56	peak
5	5854.000	40.77	1.43	42.20	74.00	-31.80	peak
6	6598.000	38.05	4.21	42.26	74.00	-31.74	peak

Test Mode:	802.11a 20	Frequency(MHz):	5580
Polarity:	Horizontal	Test Voltage:	AC 120 V, 60 Hz



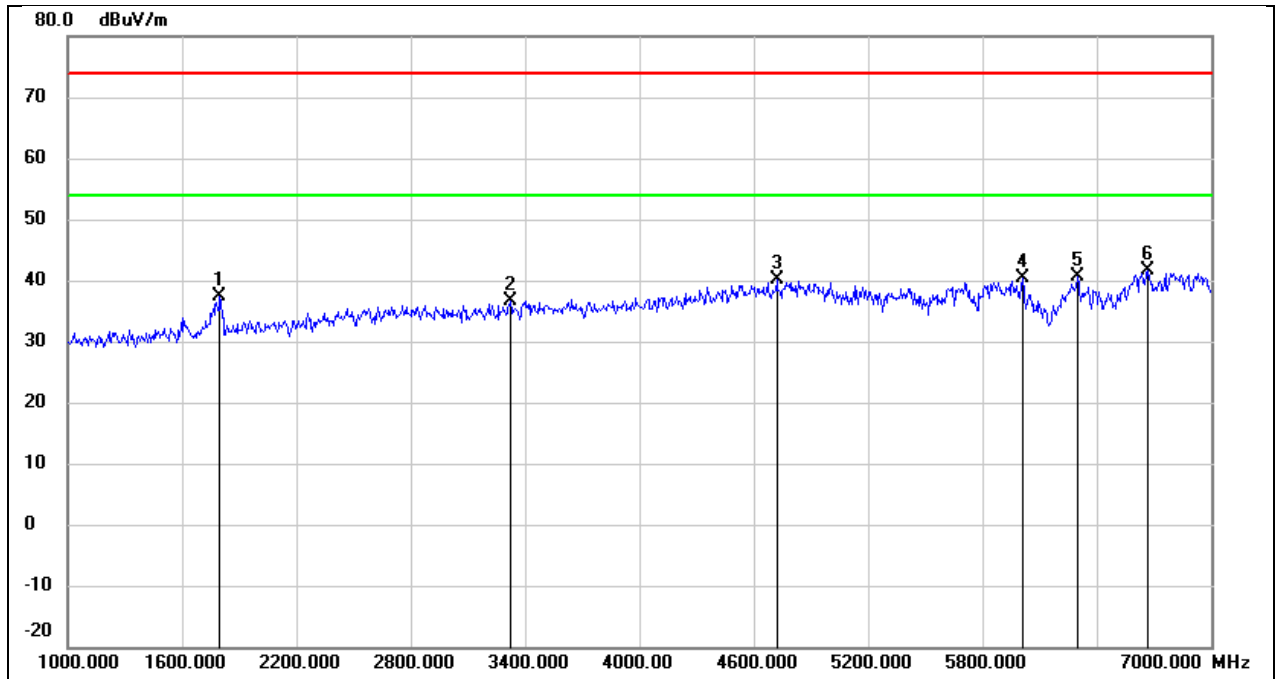
No.	Frequency (MHz)	Reading (dBuV)	Correct (dB/m)	Result (dBuV/m)	Limit (dBuV/m)	Margin (dB)	Remark
1	3682.000	42.16	-5.36	36.80	74.00	-37.20	peak
2	4528.000	40.91	-2.03	38.88	74.00	-35.12	peak
3	4882.000	39.69	-0.62	39.07	74.00	-34.93	peak
4	5710.000	38.34	1.02	39.36	74.00	-34.64	peak
5	6634.000	36.58	4.38	40.96	74.00	-33.04	peak
6	6820.000	35.95	5.31	41.26	74.00	-32.74	peak

Test Mode:	802.11a 20	Frequency(MHz):	5580
Polarity:	Vertical	Test Voltage:	AC 120 V, 60 Hz



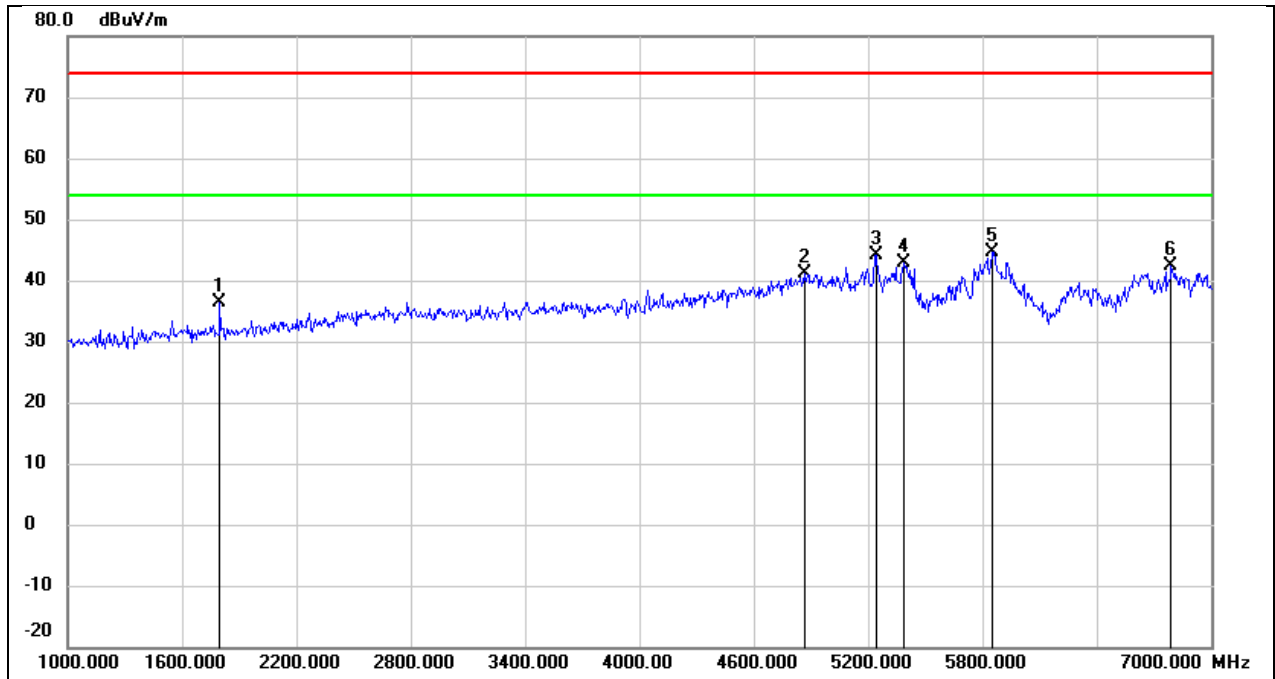
No.	Frequency (MHz)	Reading (dBuV)	Correct (dB/m)	Result (dBuV/m)	Limit (dBuV/m)	Margin (dB)	Remark
1	2572.000	43.82	-8.27	35.55	74.00	-38.45	peak
2	5116.000	44.84	-0.02	44.82	74.00	-29.18	peak
3	5422.000	45.67	0.32	45.99	74.00	-28.01	peak
4	5578.000	42.53	0.65	43.18	74.00	-30.82	peak
5	5818.000	45.48	1.33	46.81	74.00	-27.19	peak
6	6664.000	37.02	4.54	41.56	74.00	-32.44	peak

Test Mode:	802.11a 20	Frequency(MHz):	5700
Polarity:	Horizontal	Test Voltage:	AC 120 V, 60 Hz



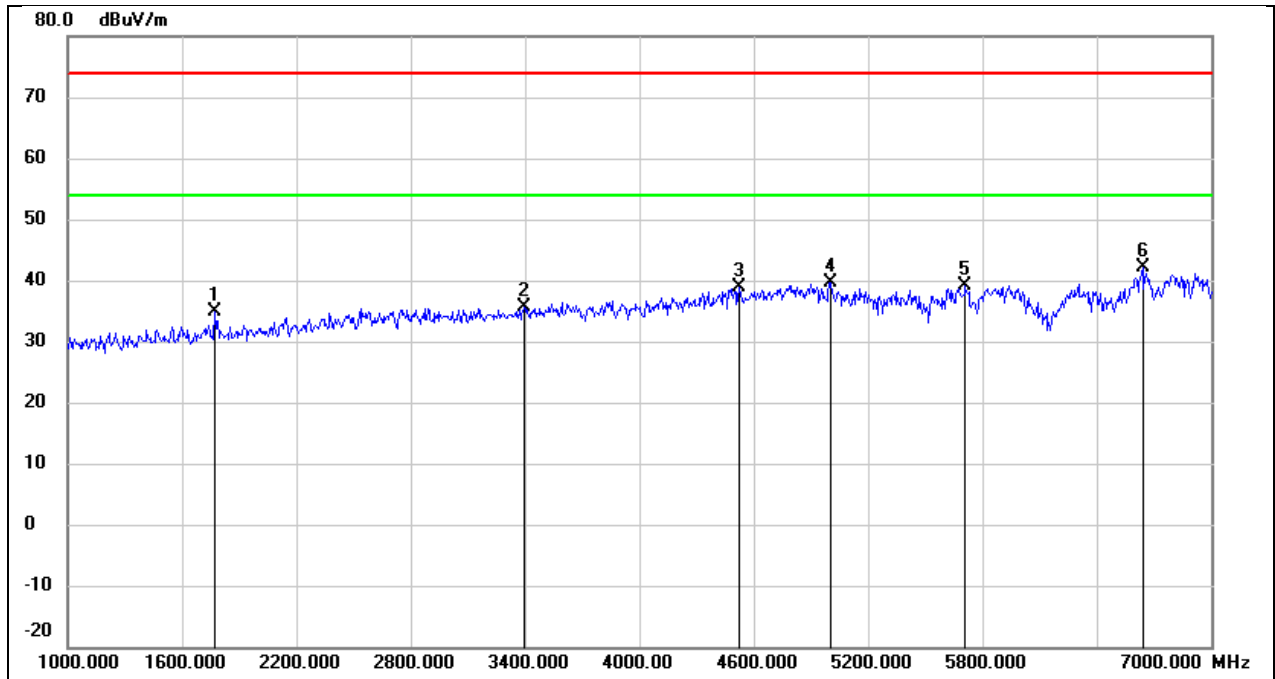
No.	Frequency (MHz)	Reading (dBuV)	Correct (dB/m)	Result (dBuV/m)	Limit (dBuV/m)	Margin (dB)	Remark
1	1798.000	49.06	-11.72	37.34	74.00	-36.66	peak
2	3322.000	42.99	-6.25	36.74	74.00	-37.26	peak
3	4720.000	41.31	-1.27	40.04	74.00	-33.96	peak
4	6010.000	38.50	1.89	40.39	74.00	-33.61	peak
5	6298.000	37.74	2.97	40.71	74.00	-33.29	peak
6	6664.000	36.98	4.54	41.52	74.00	-32.48	peak

Test Mode:	802.11a 20	Frequency(MHz):	5700
Polarity:	Vertical	Test Voltage:	AC 120 V, 60 Hz



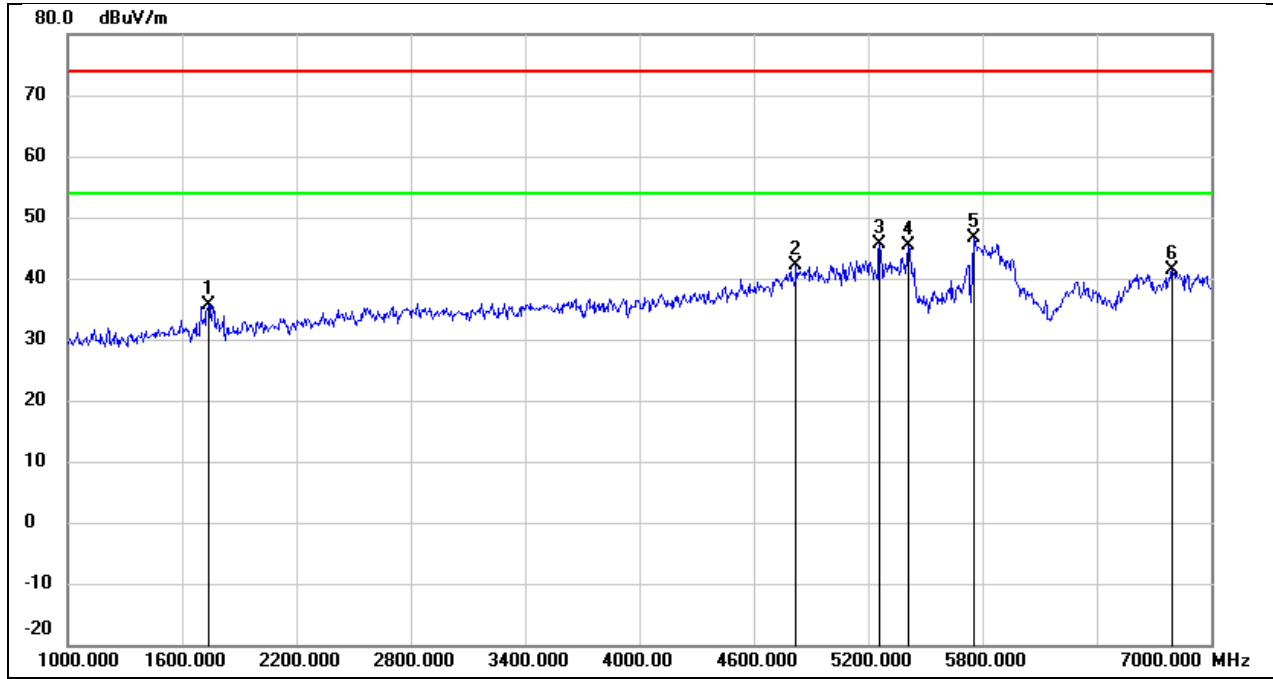
No.	Frequency (MHz)	Reading (dBuV)	Correct (dB/m)	Result (dBuV/m)	Limit (dBuV/m)	Margin (dB)	Remark
1	1798.000	48.11	-11.72	36.39	74.00	-37.61	peak
2	4864.000	41.74	-0.70	41.04	74.00	-32.96	peak
3	5242.000	43.94	0.12	44.06	74.00	-29.94	peak
4	5386.000	42.53	0.29	42.82	74.00	-31.18	peak
5	5854.000	43.20	1.43	44.63	74.00	-29.37	peak
6	6790.000	37.11	5.15	42.26	74.00	-31.74	peak

Test Mode:	802.11a 20	Frequency(MHz):	5720
Polarity:	Horizontal	Test Voltage:	AC 120 V, 60 Hz



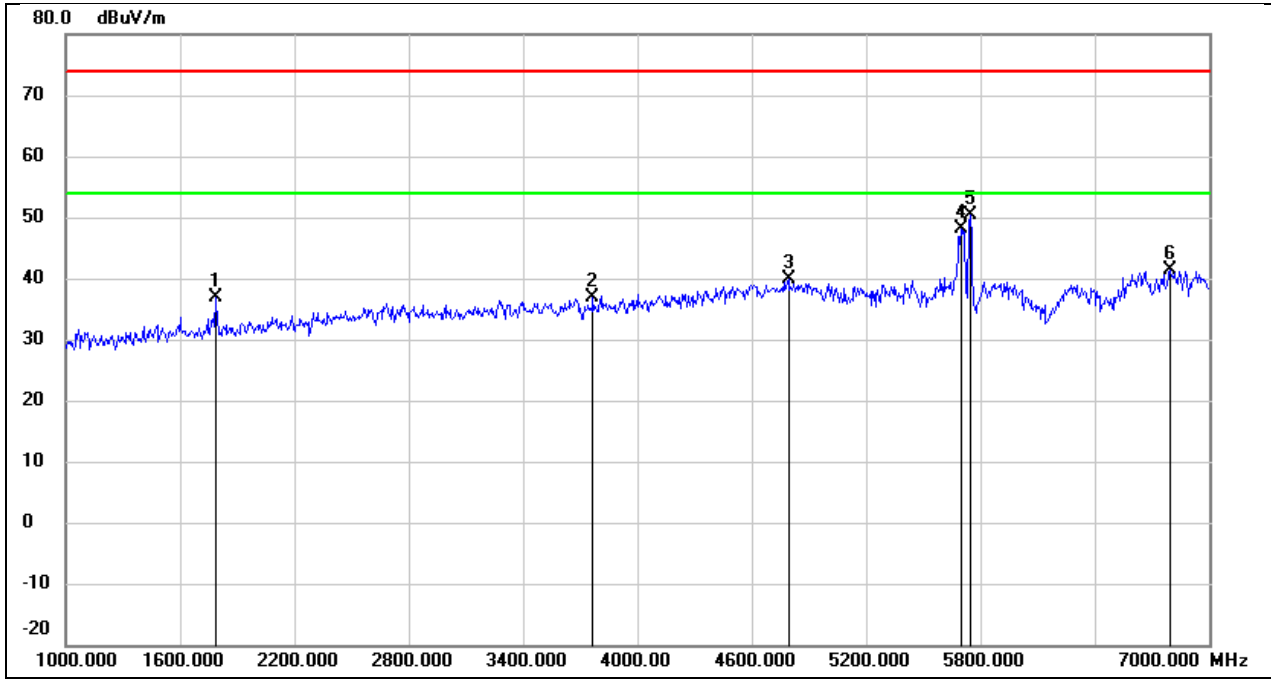
No.	Frequency (MHz)	Reading (dBuV)	Correct (dB/m)	Result (dBuV/m)	Limit (dBuV/m)	Margin (dB)	Remark
1	1768.000	46.80	-11.83	34.97	74.00	-39.03	peak
2	3394.000	41.82	-6.09	35.73	74.00	-38.27	peak
3	4522.000	40.81	-2.05	38.76	74.00	-35.24	peak
4	5002.000	39.81	-0.15	39.66	74.00	-34.34	peak
5	5710.000	38.09	1.02	39.11	74.00	-34.89	peak
6	6640.000	37.71	4.41	42.12	74.00	-31.88	peak

Test Mode:	802.11a 20	Frequency(MHz):	5720
Polarity:	Vertical	Test Voltage:	AC 120 V, 60 Hz



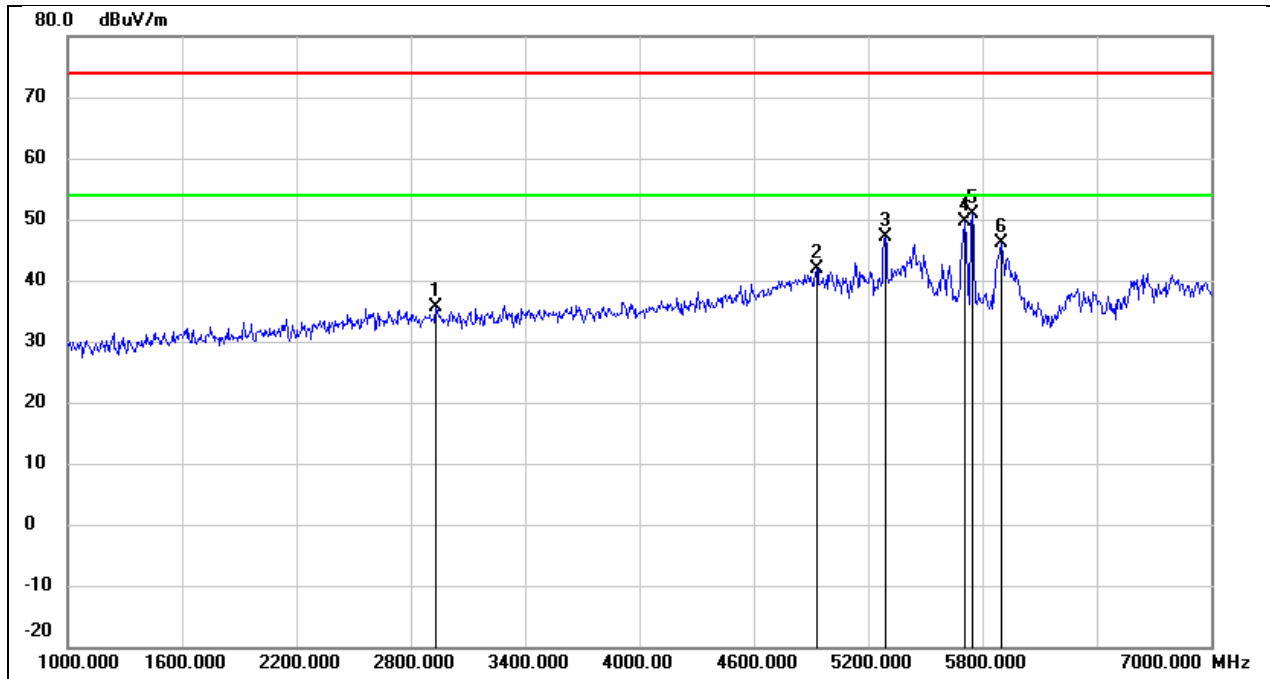
No.	Frequency (MHz)	Reading (dBuV)	Correct (dB/m)	Result (dBuV/m)	Limit (dBuV/m)	Margin (dB)	Remark
1	1738.000	47.63	-11.93	35.70	74.00	-38.30	peak
2	4822.000	42.99	-0.85	42.14	74.00	-31.86	peak
3	5260.000	45.38	0.15	45.53	74.00	-28.47	peak
4	5410.000	44.95	0.32	45.27	74.00	-28.73	peak
5	5758.000	45.47	1.16	46.63	74.00	-27.37	peak
6	6796.000	36.11	5.19	41.30	74.00	-32.70	peak

Test Mode:	802.11a 20	Frequency(MHz):	5745
Polarity:	Horizontal	Test Voltage:	AC 120 V, 60 Hz



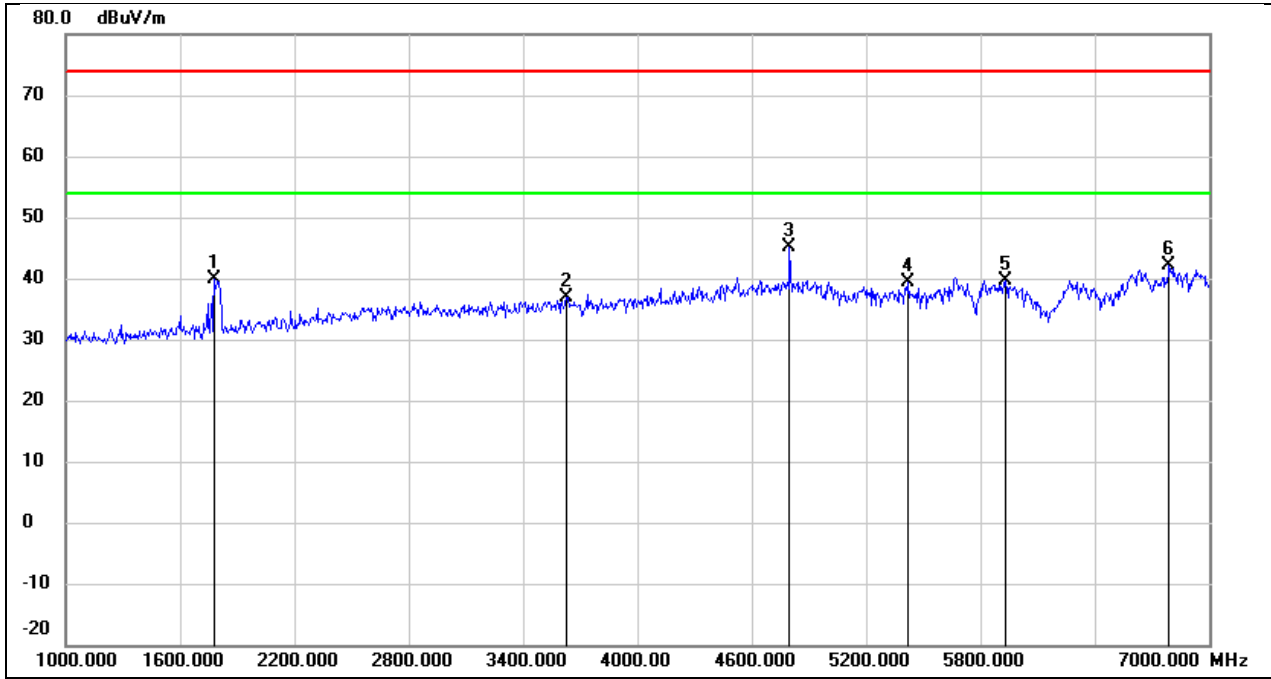
No.	Frequency (MHz)	Reading (dBuV)	Correct (dB/m)	Result (dBuV/m)	Limit (dBuV/m)	Margin (dB)	Remark
1	1786.000	48.63	-11.76	36.87	74.00	-37.13	peak
2	3766.000	42.00	-5.12	36.88	74.00	-37.12	peak
3	4792.000	40.82	-0.98	39.84	74.00	-34.16	peak
4	5698.000	47.03	0.99	48.02	74.00	-25.98	peak
5	5746.000	49.27	1.12	50.39	74.00	-23.61	peak
6	6796.000	36.15	5.19	41.34	74.00	-32.66	peak

Test Mode:	802.11a 20	Frequency(MHz):	5745
Polarity:	Vertical	Test Voltage:	AC 120 V, 60 Hz



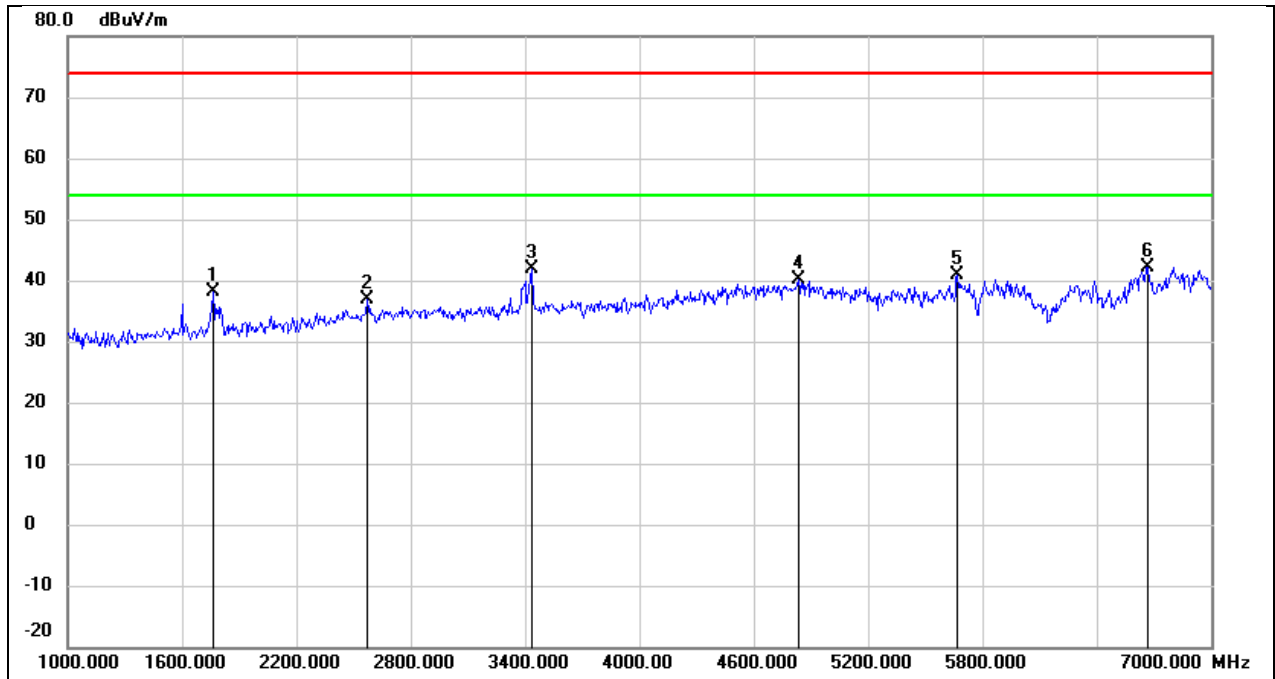
No.	Frequency (MHz)	Reading (dBuV)	Correct (dB/m)	Result (dBuV/m)	Limit (dBuV/m)	Margin (dB)	Remark
1	2932.000	42.82	-7.19	35.63	74.00	-38.37	peak
2	4930.000	42.28	-0.43	41.85	74.00	-32.15	peak
3	5290.000	46.96	0.18	47.14	74.00	-26.86	peak
4	5710.000	48.61	1.02	49.63	74.00	-24.37	peak
5	5746.000	49.74	1.12	50.86	74.00	-23.14	peak
6	5896.000	44.55	1.56	46.11	74.00	-27.89	peak

Test Mode:	802.11a 20	Frequency(MHz):	5785
Polarity:	Horizontal	Test Voltage:	AC 120 V, 60 Hz



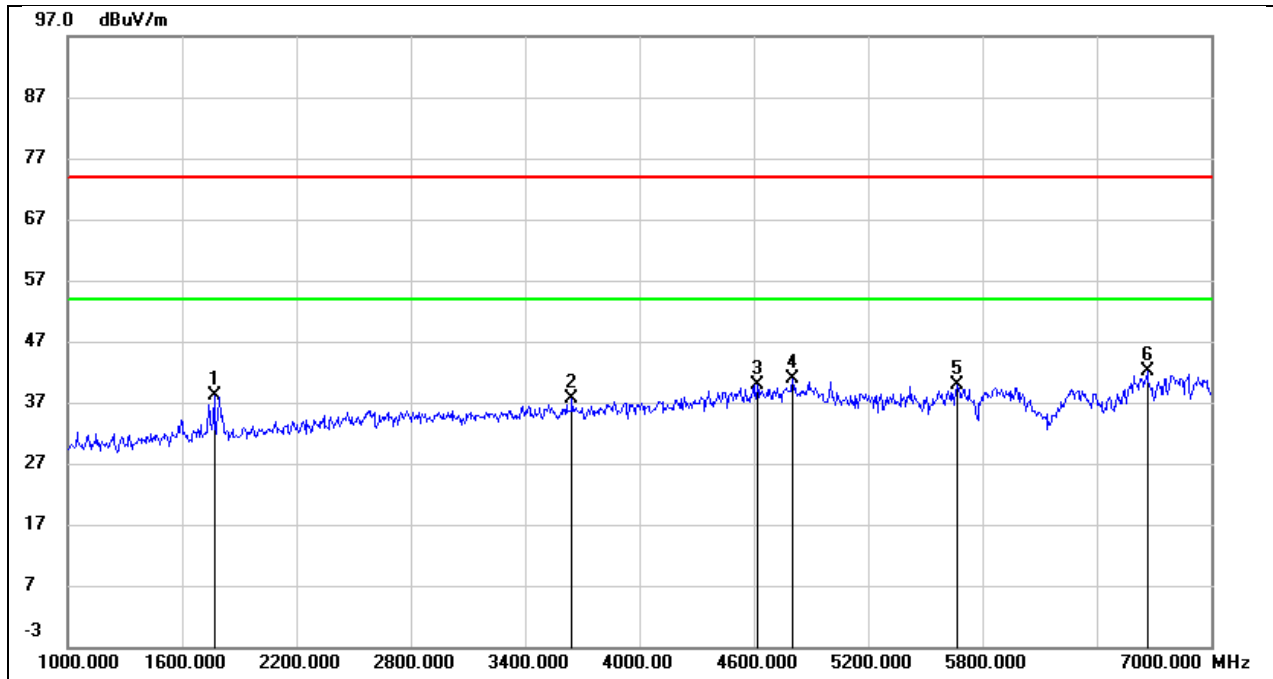
No.	Frequency (MHz)	Reading (dBuV)	Correct (dB/m)	Result (dBuV/m)	Limit (dBuV/m)	Margin (dB)	Remark
1	1780.000	51.74	-11.79	39.95	74.00	-34.05	peak
2	3628.000	42.45	-5.50	36.95	74.00	-37.05	peak
3	4798.000	45.99	-0.95	45.04	74.00	-28.96	peak
4	5422.000	39.06	0.32	39.38	74.00	-34.62	peak
5	5932.000	38.07	1.65	39.72	74.00	-34.28	peak
6	6790.000	36.92	5.15	42.07	74.00	-31.93	peak

Test Mode:	802.11a 20	Frequency(MHz):	5785
Polarity:	Vertical	Test Voltage:	AC 120 V, 60 Hz



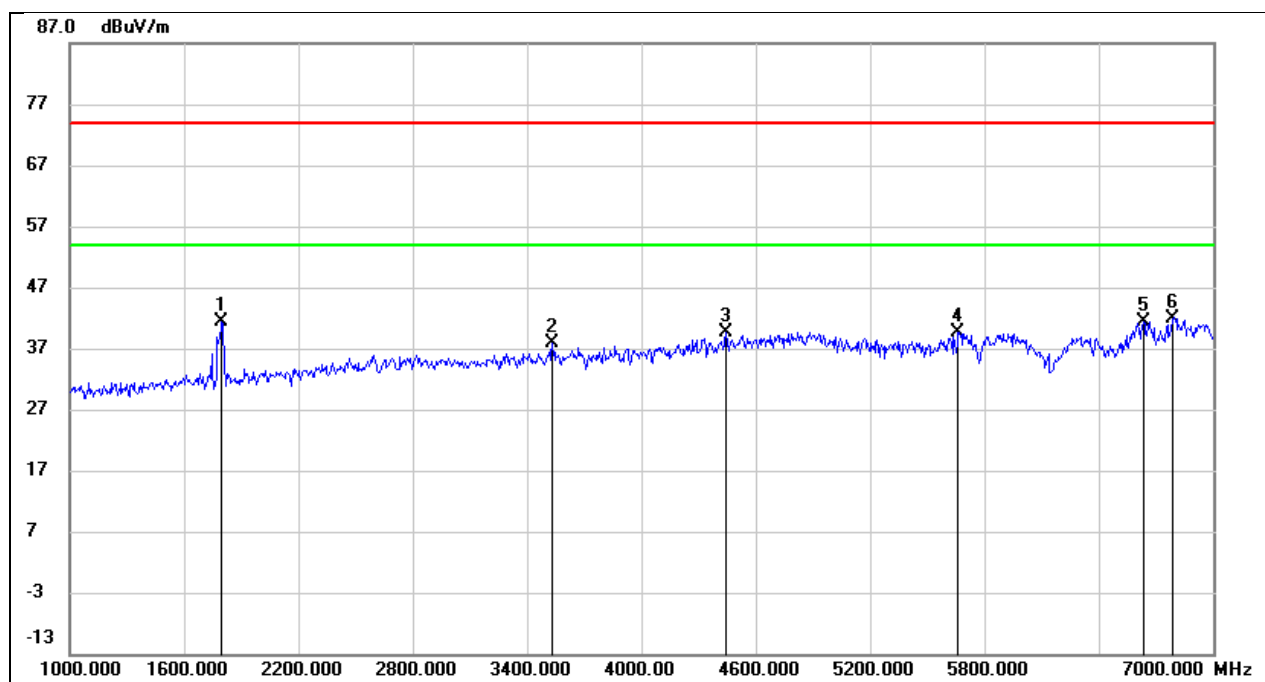
No.	Frequency (MHz)	Reading (dBuV)	Correct (dB/m)	Result (dBuV/m)	Limit (dBuV/m)	Margin (dB)	Remark
1	1762.000	50.06	-11.84	38.22	74.00	-35.78	peak
2	2572.000	45.04	-8.27	36.77	74.00	-37.23	peak
3	3436.000	47.90	-5.99	41.91	74.00	-32.09	peak
4	4834.000	40.94	-0.81	40.13	74.00	-33.87	peak
5	5668.000	39.96	0.91	40.87	74.00	-33.13	peak
6	6670.000	37.63	4.57	42.20	74.00	-31.80	peak

Test Mode:	802.11a 20	Frequency(MHz):	5825
Polarity:	Horizontal	Test Voltage:	AC 120 V, 60 Hz



No.	Frequency (MHz)	Reading (dBuV)	Correct (dB/m)	Result (dBuV/m)	Limit (dBuV/m)	Margin (dB)	Remark
1	1768.000	49.88	-11.83	38.05	74.00	-35.95	peak
2	3646.000	43.20	-5.45	37.75	74.00	-36.25	peak
3	4618.000	41.45	-1.67	39.78	74.00	-34.22	peak
4	4804.000	41.70	-0.93	40.77	74.00	-33.23	peak
5	5668.000	38.99	0.91	39.90	74.00	-34.10	peak
6	6664.000	37.48	4.54	42.02	74.00	-31.98	peak

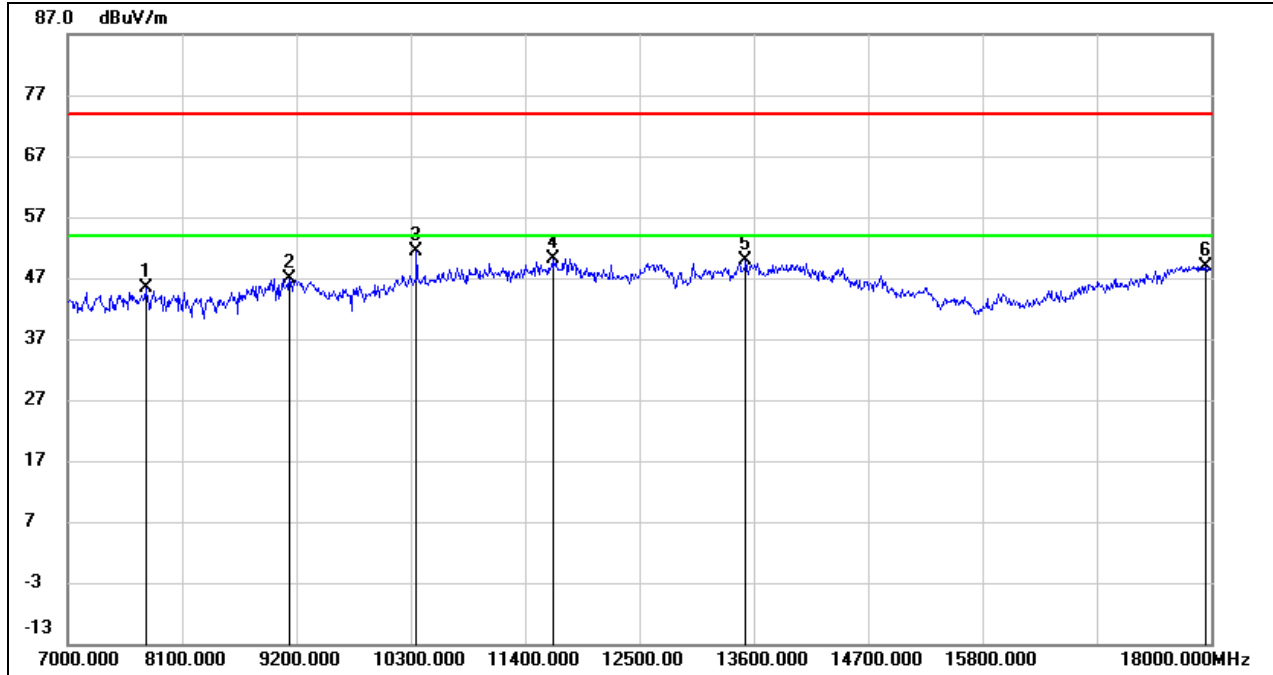
Test Mode:	802.11a 20	Frequency(MHz):	5825
Polarity:	Vertical	Test Voltage:	AC 120 V, 60 Hz



No.	Frequency (MHz)	Reading (dBuV)	Correct (dB/m)	Result (dBuV/m)	Limit (dBuV/m)	Margin (dB)	Remark
1	1798.000	52.99	-11.72	41.27	74.00	-32.73	peak
2	3532.000	43.53	-5.77	37.76	74.00	-36.24	peak
3	4444.000	42.02	-2.40	39.62	74.00	-34.38	peak
4	5662.000	38.80	0.89	39.69	74.00	-34.31	peak
5	6634.000	36.90	4.38	41.28	74.00	-32.72	peak
6	6790.000	36.65	5.15	41.80	74.00	-32.20	peak

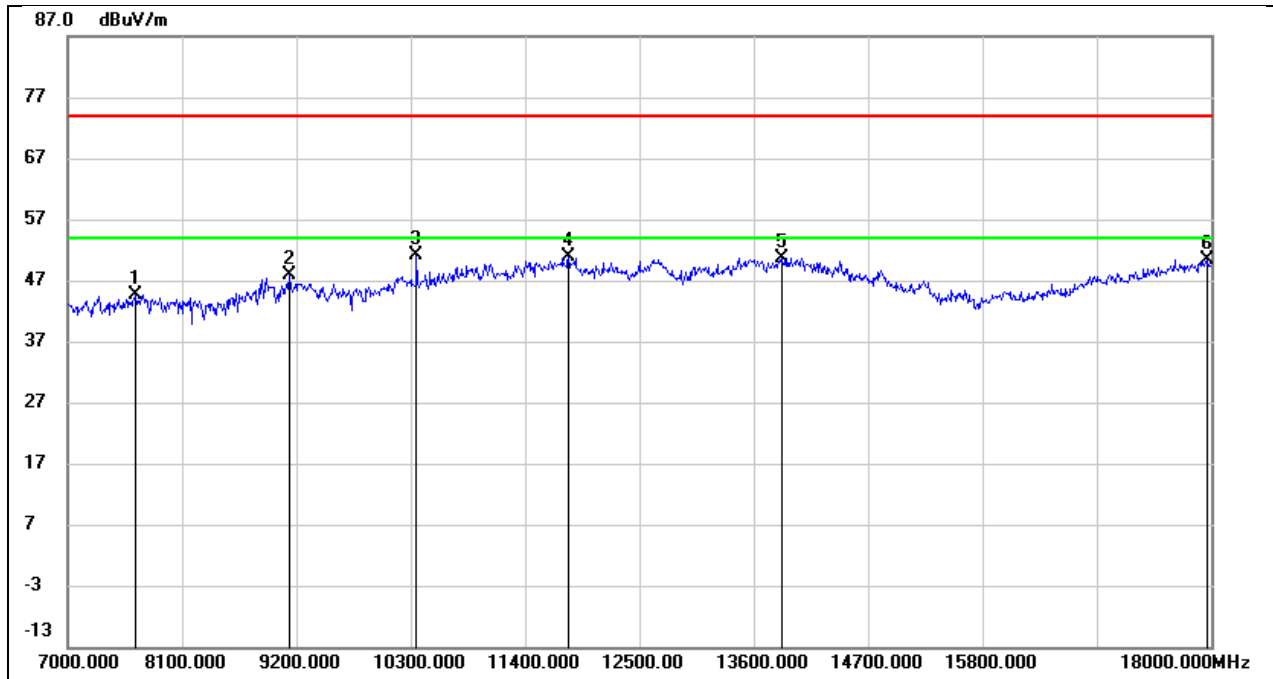
8.3. SPURIOUS EMISSIONS (7 GHZ ~ 18 GHZ)

Test Mode:	802.11a 20	Frequency(MHz):	5180
Polarity:	Horizontal	Test Voltage:	AC 120 V, 60 Hz



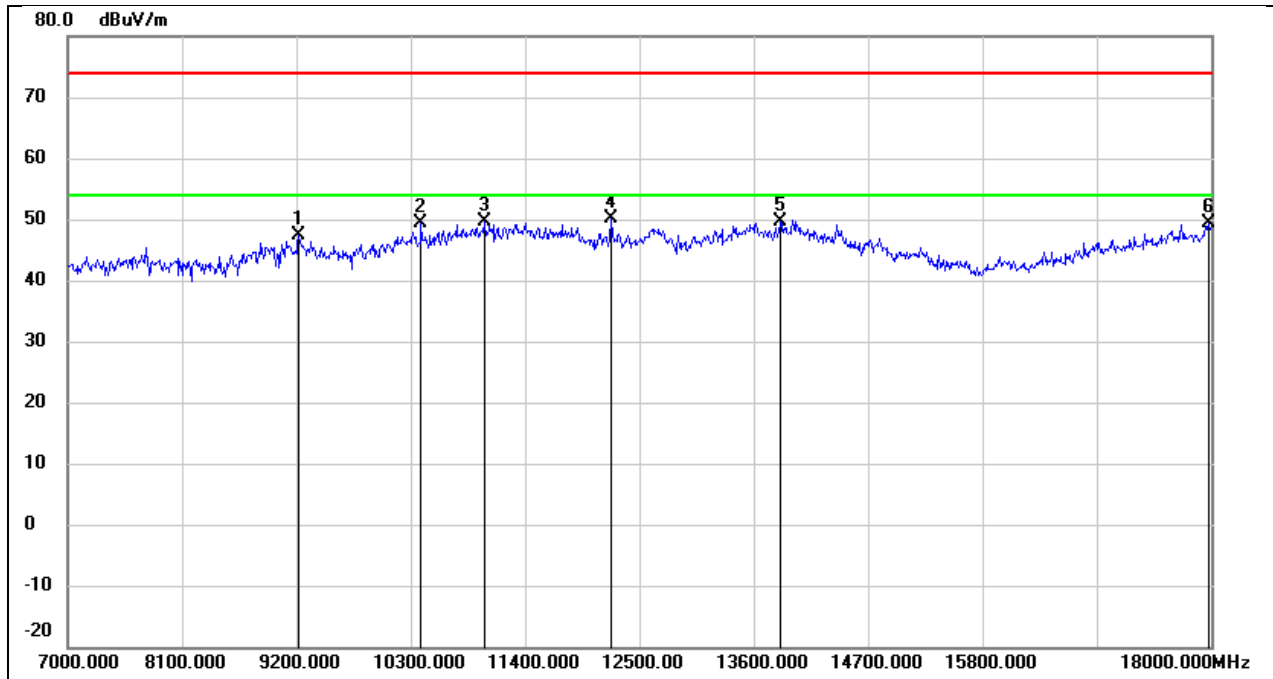
No.	Frequency (MHz)	Reading (dBuV)	Correct (dB/m)	Result (dBuV/m)	Limit (dBuV/m)	Margin (dB)	Remark
1	7748.000	38.62	6.66	45.28	74.00	-28.72	peak
2	9134.000	36.55	10.41	46.96	74.00	-27.04	peak
3	10355.000	38.75	12.52	51.27	74.00	-22.73	peak
4	11664.000	33.04	17.08	50.12	74.00	-23.88	peak
5	13523.000	29.22	20.70	49.92	74.00	-24.08	peak
6	17945.000	23.20	25.75	48.95	74.00	-25.05	peak

Test Mode:	802.11a 20	Frequency(MHz):	5180
Polarity:	Vertical	Test Voltage:	AC 120 V, 60 Hz



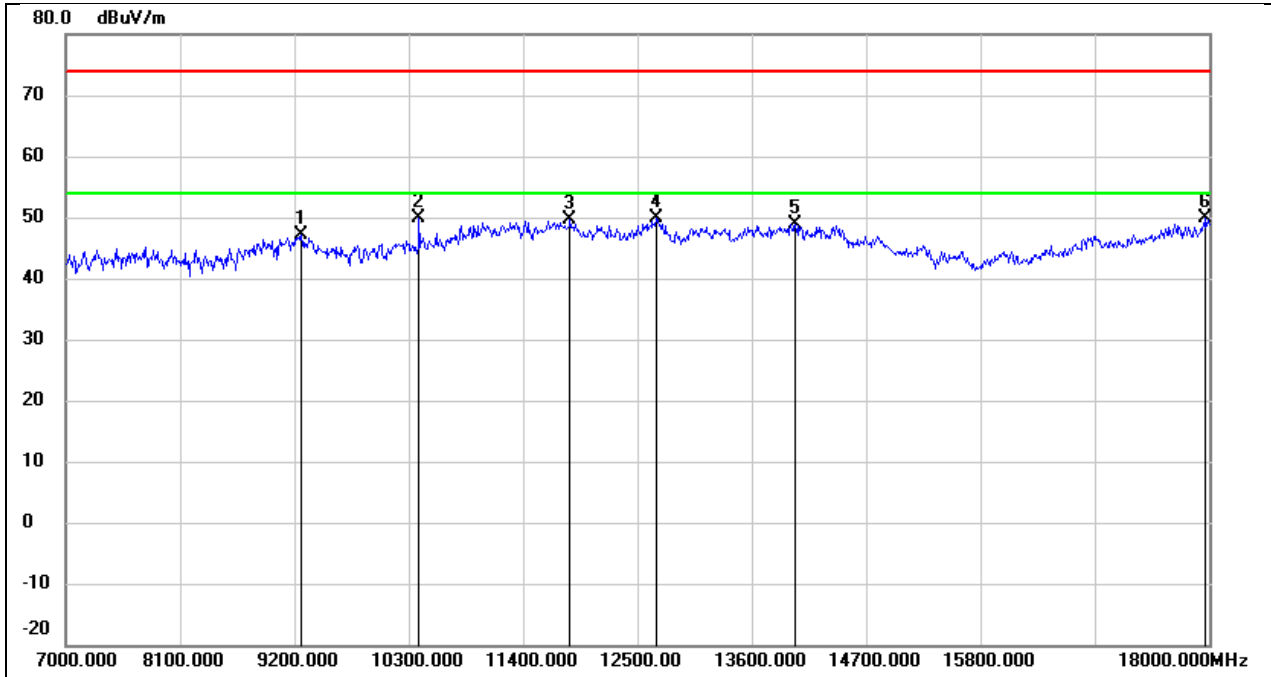
No.	Frequency (MHz)	Reading (dBuV)	Correct (dB/m)	Result (dBuV/m)	Limit (dBuV/m)	Margin (dB)	Remark
1	7649.000	37.98	6.74	44.72	74.00	-29.28	peak
2	9134.000	37.39	10.41	47.80	74.00	-26.20	peak
3	10355.000	38.65	12.52	51.17	74.00	-22.83	peak
4	11818.000	33.59	17.36	50.95	74.00	-23.05	peak
5	13875.000	29.14	21.57	50.71	74.00	-23.29	peak
6	17967.000	24.43	25.89	50.32	74.00	-23.68	peak

Test Mode:	802.11a 20	Frequency(MHz):	5200
Polarity:	Horizontal	Test Voltage:	AC 120 V, 60 Hz



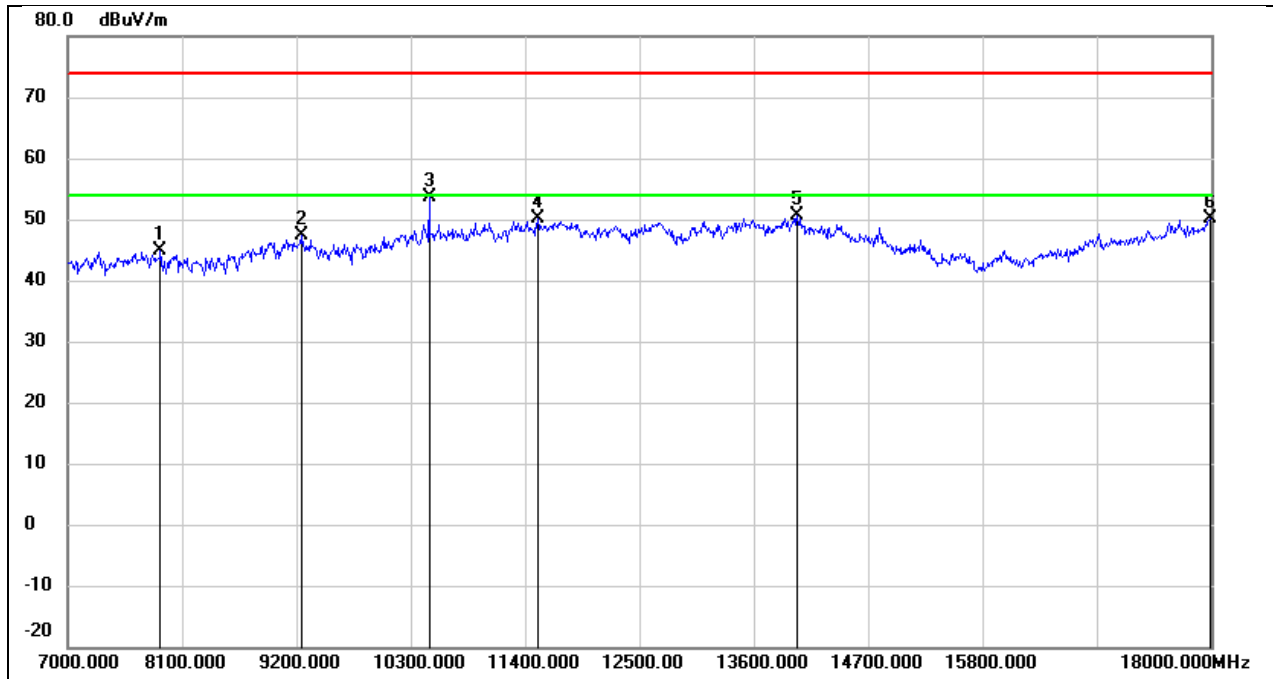
No.	Frequency (MHz)	Reading (dBuV)	Correct (dB/m)	Result (dBuV/m)	Limit (dBuV/m)	Margin (dB)	Remark
1	9222.000	36.93	10.48	47.41	74.00	-26.59	peak
2	10399.000	36.72	12.61	49.33	74.00	-24.67	peak
3	11004.000	34.89	14.74	49.63	74.00	-24.37	peak
4	12225.000	32.47	17.75	50.22	74.00	-23.78	peak
5	13853.000	28.12	21.52	49.64	74.00	-24.36	peak
6	17978.000	23.31	25.97	49.28	74.00	-24.72	peak

Test Mode:	802.11a 20	Frequency(MHz):	5200
Polarity:	Vertical	Test Voltage:	AC 120 V, 60 Hz



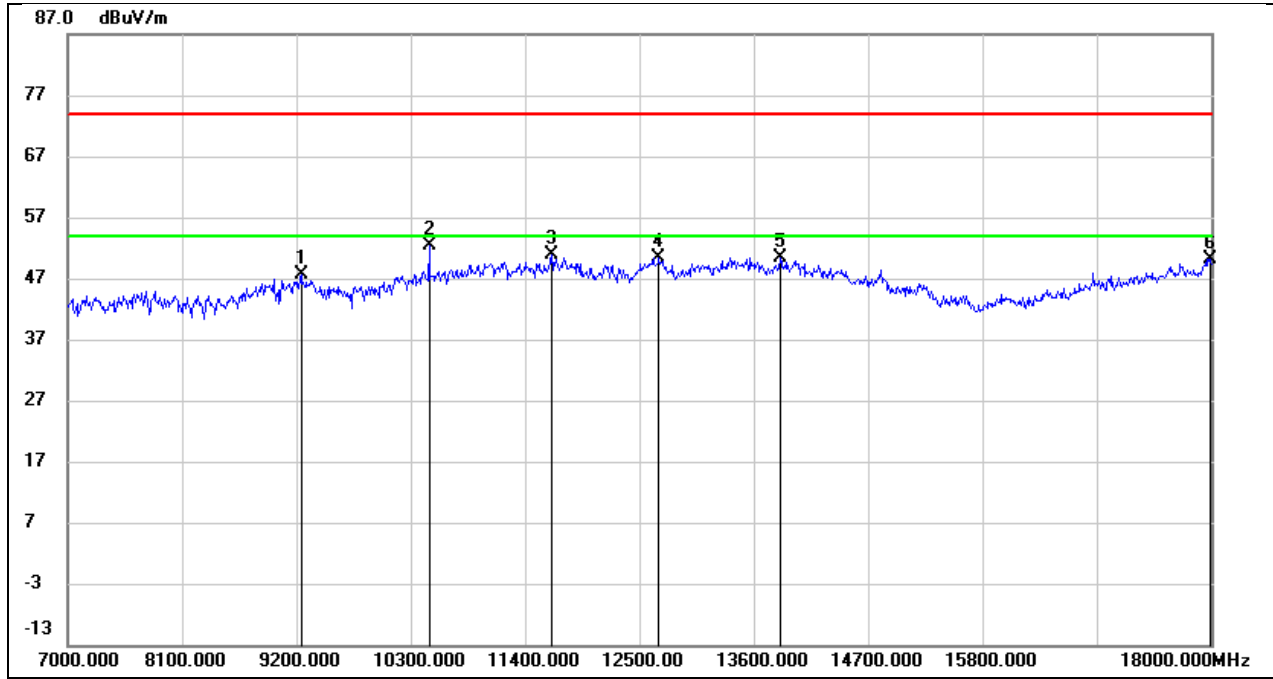
No.	Frequency (MHz)	Reading (dBuV)	Correct (dB/m)	Result (dBuV/m)	Limit (dBuV/m)	Margin (dB)	Remark
1	9266.000	36.66	10.51	47.17	74.00	-26.83	peak
2	10399.000	37.23	12.61	49.84	74.00	-24.16	peak
3	11851.000	32.24	17.43	49.67	74.00	-24.33	peak
4	12676.000	31.83	18.05	49.88	74.00	-24.12	peak
5	14018.000	27.12	21.80	48.92	74.00	-25.08	peak
6	17967.000	23.94	25.89	49.83	74.00	-24.17	peak

Test Mode:	802.11a 20	Frequency(MHz):	5240
Polarity:	Horizontal	Test Voltage:	AC 120 V, 60 Hz



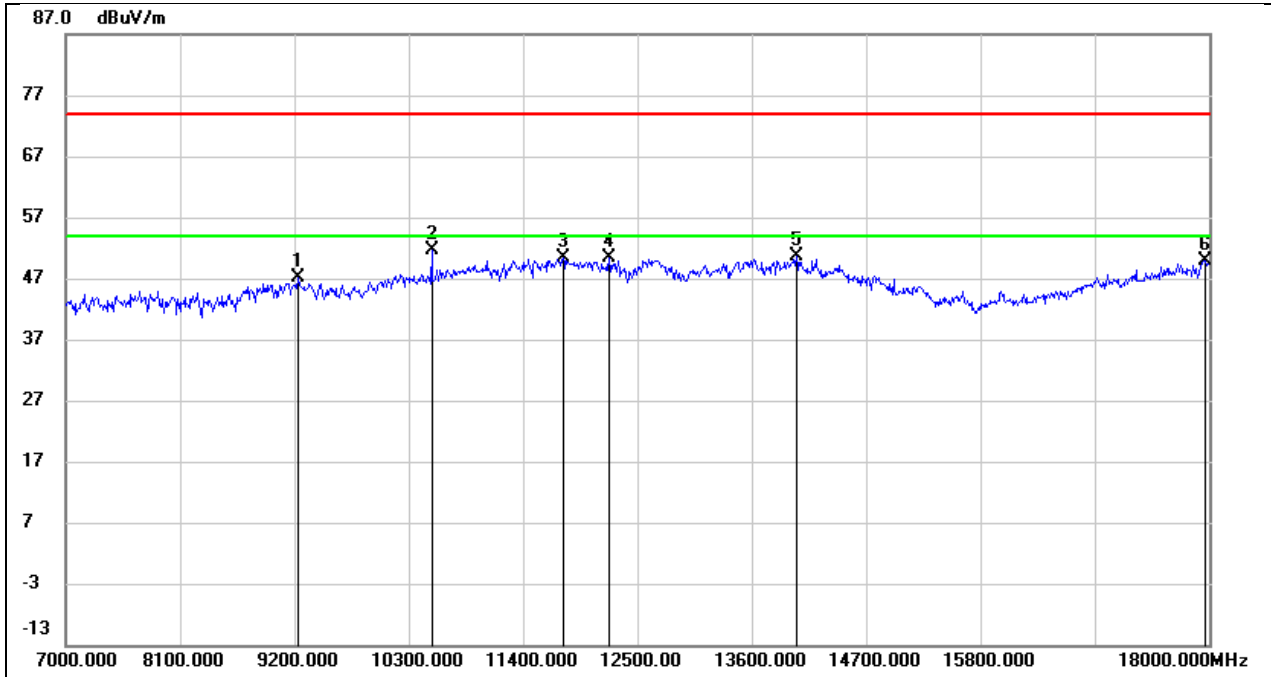
No.	Frequency (MHz)	Reading (dBuV)	Correct (dB/m)	Result (dBuV/m)	Limit (dBuV/m)	Margin (dB)	Remark
1	7891.000	38.32	6.52	44.84	74.00	-29.16	peak
2	9244.000	36.83	10.49	47.32	74.00	-26.68	peak
3	10476.000	40.92	12.77	53.69	74.00	-20.31	peak
4	11521.000	33.26	16.82	50.08	74.00	-23.92	peak
5	14018.000	28.86	21.80	50.66	74.00	-23.34	peak
6	17989.000	24.08	26.04	50.12	74.00	-23.88	peak

Test Mode:	802.11a 20	Frequency(MHz):	5240
Polarity:	Vertical	Test Voltage:	AC 120 V, 60 Hz



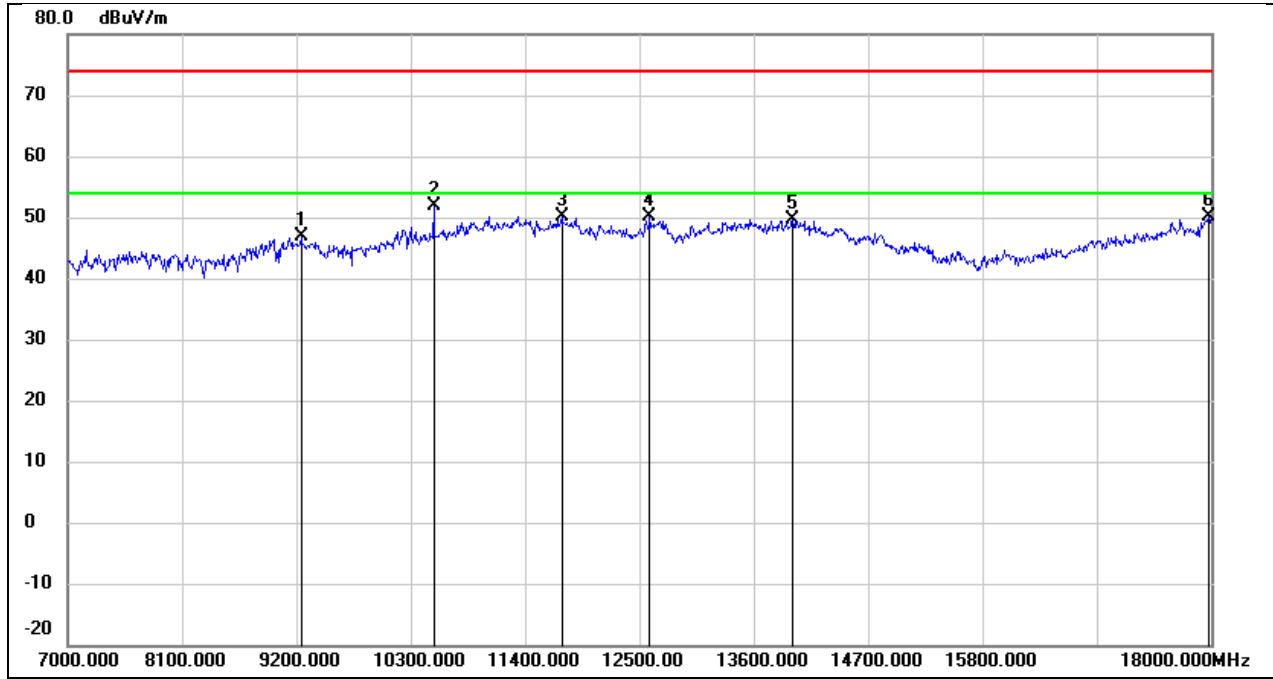
No.	Frequency (MHz)	Reading (dBuV)	Correct (dB/m)	Result (dBuV/m)	Limit (dBuV/m)	Margin (dB)	Remark
1	9244.000	37.06	10.49	47.55	74.00	-26.45	peak
2	10476.000	39.58	12.77	52.35	74.00	-21.65	peak
3	11653.000	33.72	17.05	50.77	74.00	-23.23	peak
4	12687.000	32.34	18.05	50.39	74.00	-23.61	peak
5	13853.000	28.97	21.52	50.49	74.00	-23.51	peak
6	17989.000	24.14	26.04	50.18	74.00	-23.82	peak

Test Mode:	802.11a 20	Frequency(MHz):	5260
Polarity:	Horizontal	Test Voltage:	AC 120 V, 60 Hz



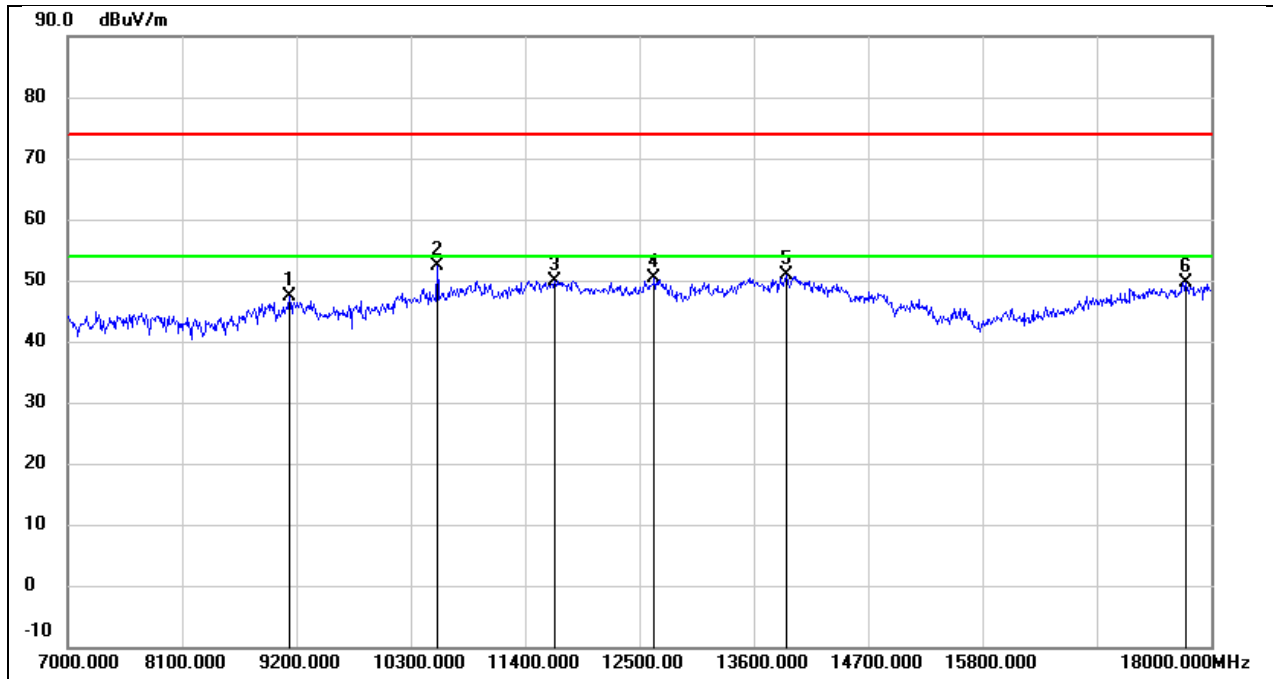
No.	Frequency (MHz)	Reading (dBuV)	Correct (dB/m)	Result (dBuV/m)	Limit (dBuV/m)	Margin (dB)	Remark
1	9233.000	36.57	10.48	47.05	74.00	-26.95	peak
2	10520.000	38.84	12.90	51.74	74.00	-22.26	peak
3	11785.000	33.11	17.30	50.41	74.00	-23.59	peak
4	12225.000	32.63	17.75	50.38	74.00	-23.62	peak
5	14029.000	28.88	21.76	50.64	74.00	-23.36	peak
6	17967.000	24.11	25.89	50.00	74.00	-24.00	peak

Test Mode:	802.11a 20	Frequency(MHz):	5260
Polarity:	Vertical	Test Voltage:	AC 120 V, 60 Hz



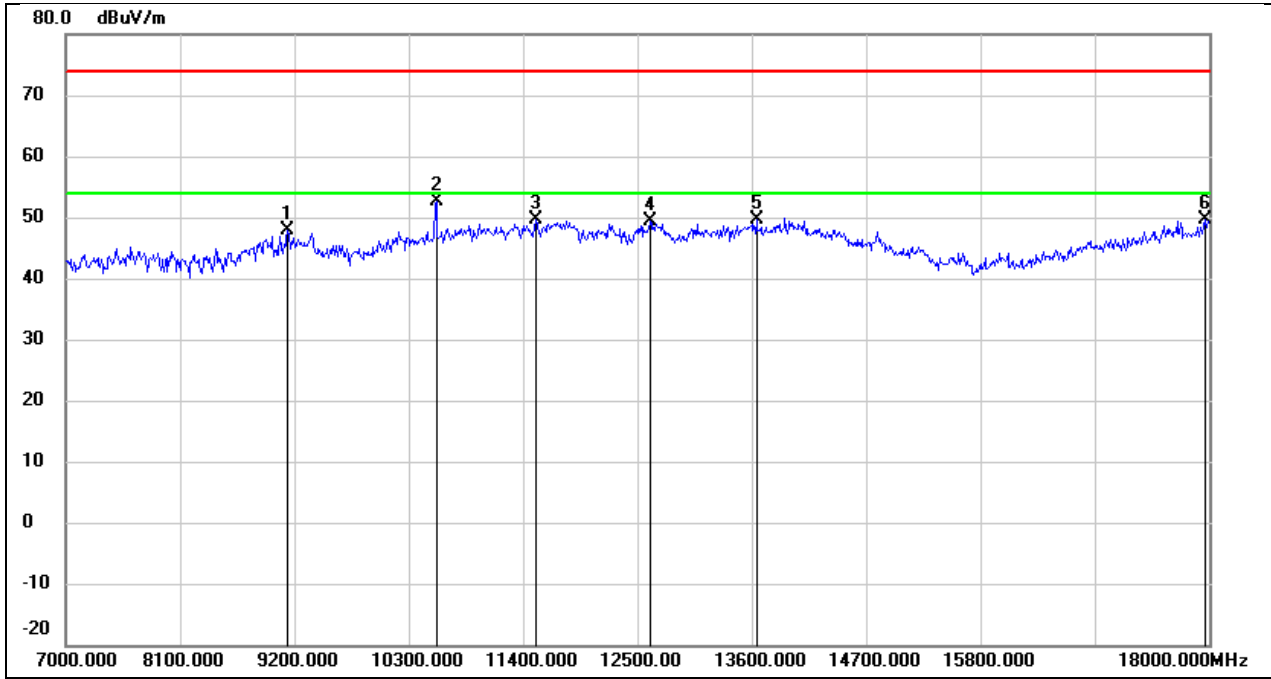
No.	Frequency (MHz)	Reading (dBuV)	Correct (dB/m)	Result (dBuV/m)	Limit (dBuV/m)	Margin (dB)	Remark
1	9244.000	36.32	10.49	46.81	74.00	-27.19	peak
2	10520.000	38.93	12.90	51.83	74.00	-22.17	peak
3	11752.000	32.97	17.24	50.21	74.00	-23.79	peak
4	12599.000	32.06	17.95	50.01	74.00	-23.99	peak
5	13974.000	27.93	21.82	49.75	74.00	-24.25	peak
6	17978.000	24.08	25.97	50.05	74.00	-23.95	peak

Test Mode:	802.11a 20	Frequency(MHz):	5280
Polarity:	Horizontal	Test Voltage:	AC 120 V, 60 Hz



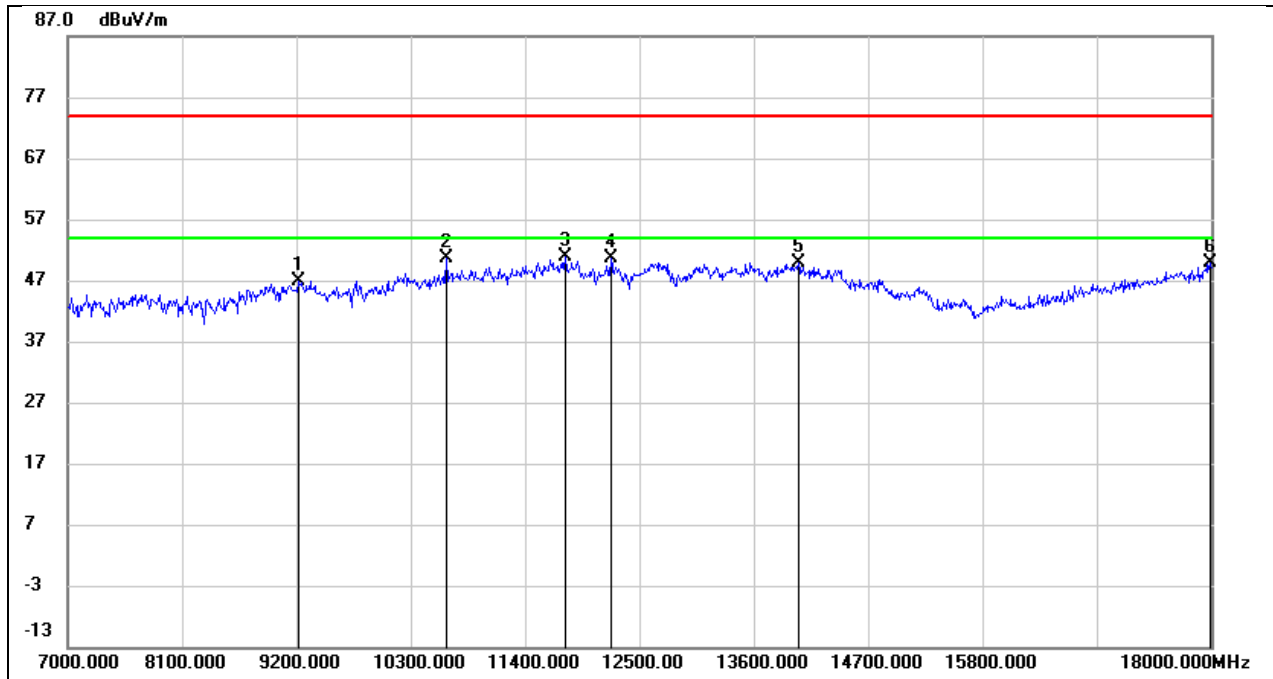
No.	Frequency (MHz)	Reading (dBuV)	Correct (dB/m)	Result (dBuV/m)	Limit (dBuV/m)	Margin (dB)	Remark
1	9134.000	37.06	10.41	47.47	74.00	-26.53	peak
2	10553.000	39.33	13.02	52.35	74.00	-21.65	peak
3	11686.000	32.83	17.12	49.95	74.00	-24.05	peak
4	12643.000	32.48	18.01	50.49	74.00	-23.51	peak
5	13919.000	29.08	21.68	50.76	74.00	-23.24	peak
6	17758.000	25.22	24.46	49.68	74.00	-24.32	peak

Test Mode:	802.11a 20	Frequency(MHz):	5280
Polarity:	Vertical	Test Voltage:	AC 120 V, 60 Hz



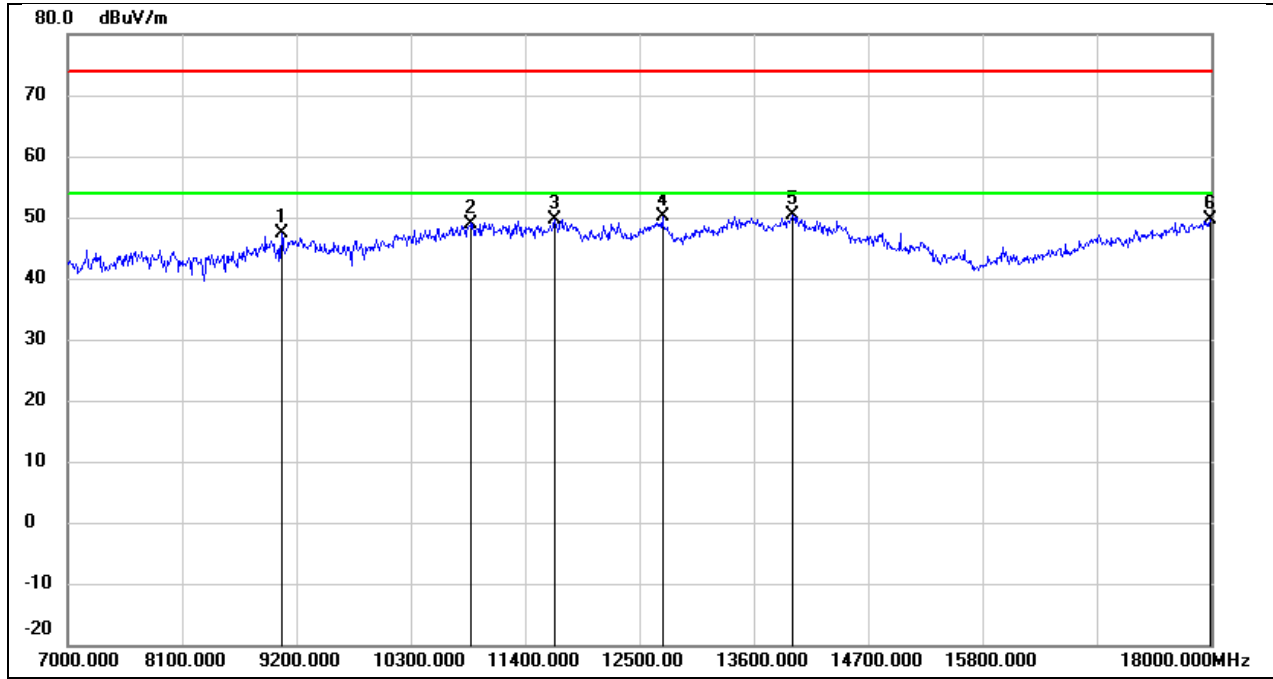
No.	Frequency (MHz)	Reading (dBuV)	Correct (dB/m)	Result (dBuV/m)	Limit (dBuV/m)	Margin (dB)	Remark
1	9134.000	37.59	10.41	48.00	74.00	-26.00	peak
2	10564.000	39.60	13.06	52.66	74.00	-21.34	peak
3	11521.000	32.72	16.82	49.54	74.00	-24.46	peak
4	12621.000	31.39	17.98	49.37	74.00	-24.63	peak
5	13644.000	28.58	20.99	49.57	74.00	-24.43	peak
6	17956.000	23.90	25.82	49.72	74.00	-24.28	peak

Test Mode:	802.11a 20	Frequency(MHz):	5320
Polarity:	Horizontal	Test Voltage:	AC 120 V, 60 Hz



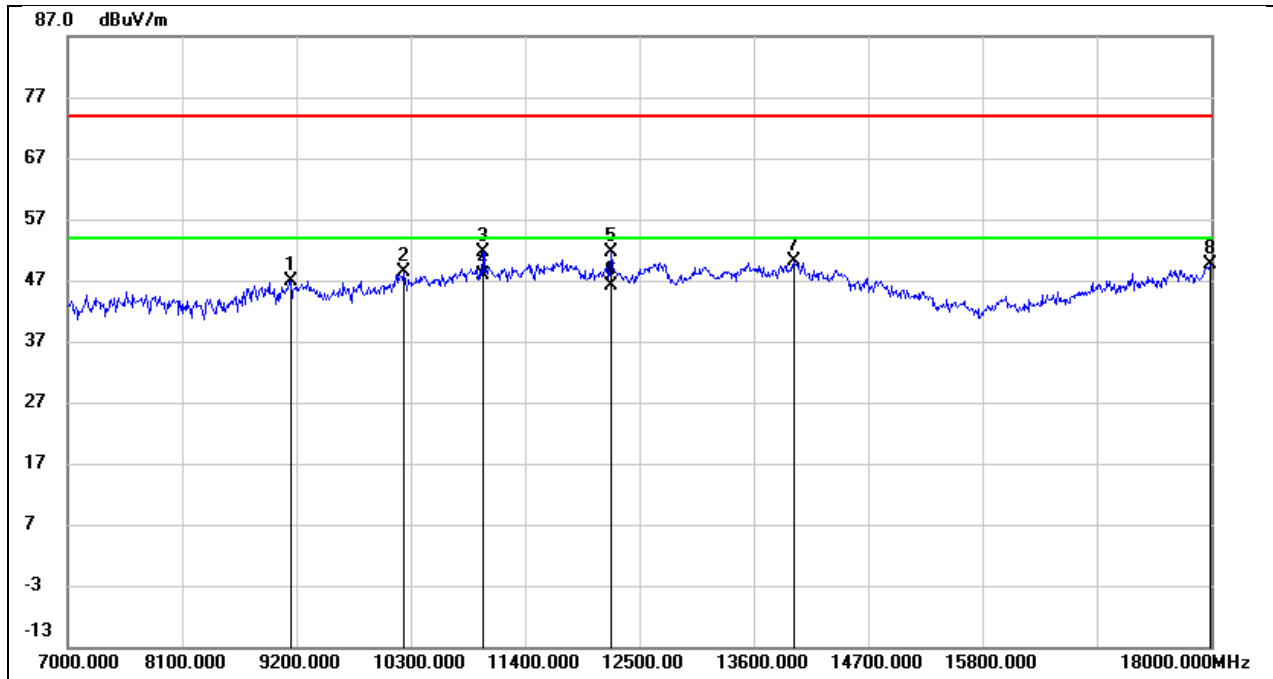
No.	Frequency (MHz)	Reading (dBuV)	Correct (dB/m)	Result (dBuV/m)	Limit (dBuV/m)	Margin (dB)	Remark
1	9222.000	36.51	10.48	46.99	74.00	-27.01	peak
2	10641.000	37.23	13.36	50.59	74.00	-23.41	peak
3	11785.000	33.60	17.30	50.90	74.00	-23.10	peak
4	12225.000	32.80	17.75	50.55	74.00	-23.45	peak
5	14029.000	28.12	21.76	49.88	74.00	-24.12	peak
6	17989.000	23.82	26.04	49.86	74.00	-24.14	peak

Test Mode:	802.11a 20	Frequency(MHz):	5320
Polarity:	Vertical	Test Voltage:	AC 120 V, 60 Hz



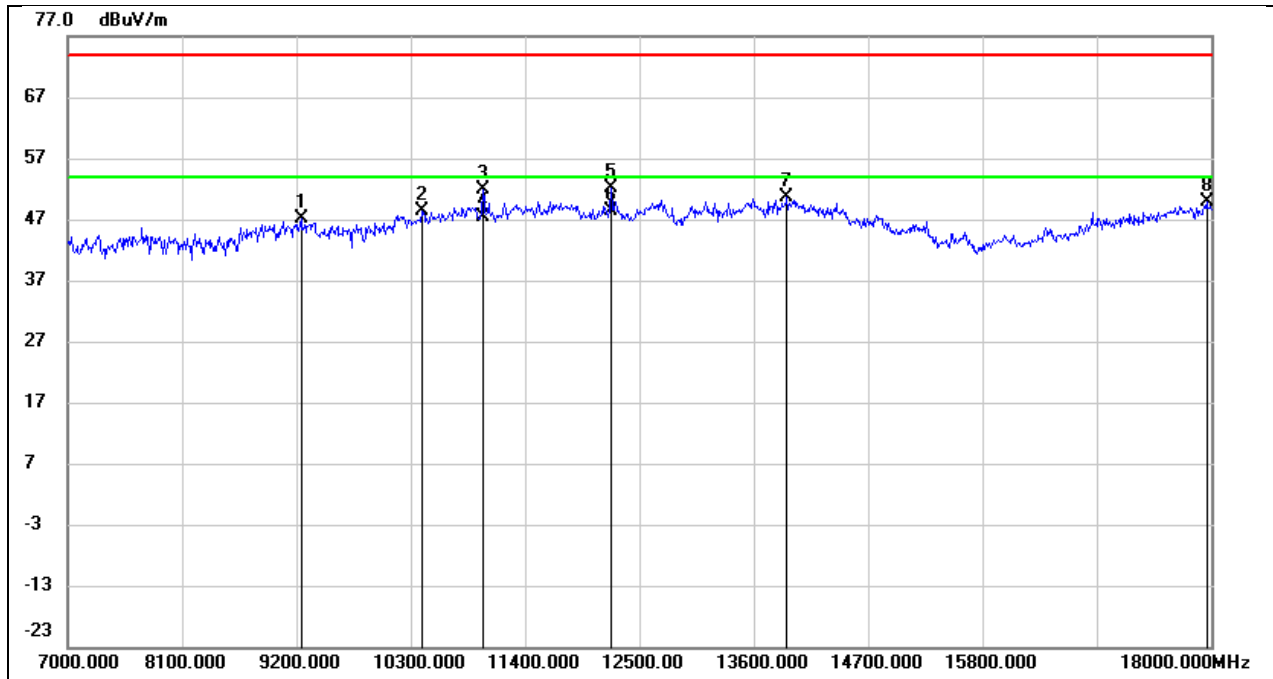
No.	Frequency (MHz)	Reading (dBuV)	Correct (dB/m)	Result (dBuV/m)	Limit (dBuV/m)	Margin (dB)	Remark
1	9057.000	36.91	10.38	47.29	74.00	-26.71	peak
2	10883.000	34.73	14.27	49.00	74.00	-25.00	peak
3	11686.000	32.56	17.12	49.68	74.00	-24.32	peak
4	12720.000	31.92	18.09	50.01	74.00	-23.99	peak
5	13974.000	28.48	21.82	50.30	74.00	-23.70	peak
6	17989.000	23.62	26.04	49.66	74.00	-24.34	peak

Test Mode:	802.11a 20	Frequency(MHz):	5500
Polarity:	Horizontal	Test Voltage:	AC 120 V, 60 Hz



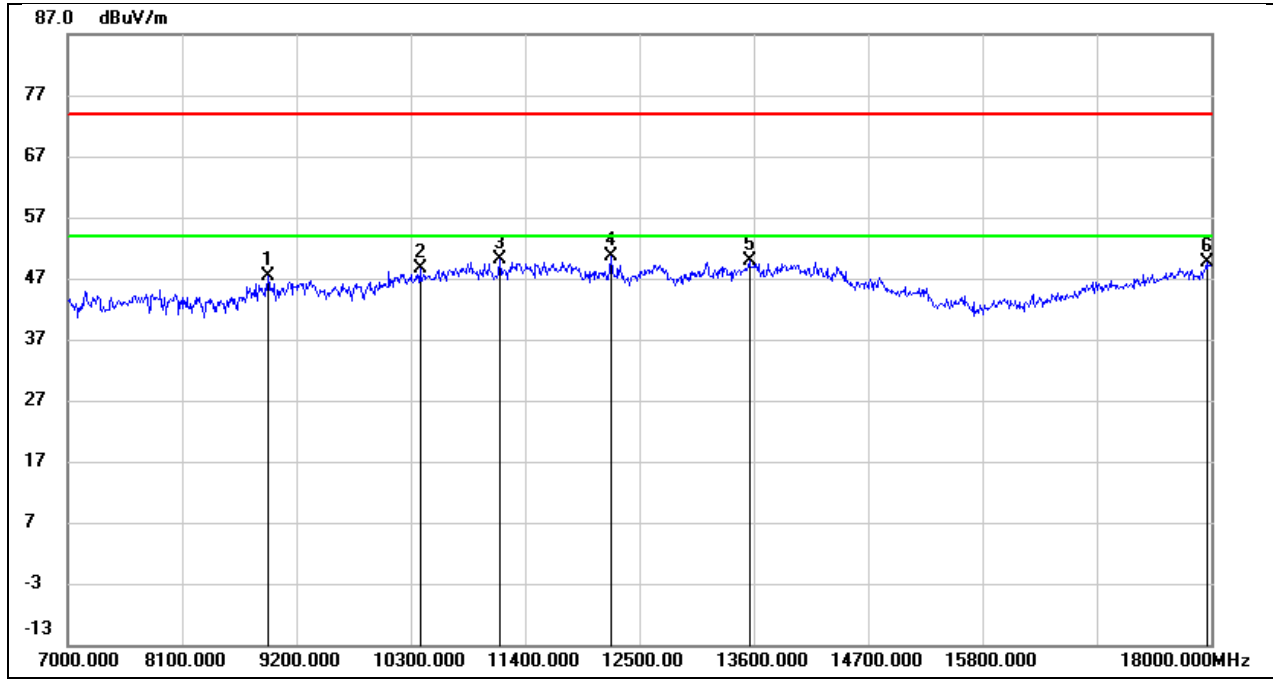
No.	Frequency (MHz)	Reading (dBuV)	Correct (dB/m)	Result (dBuV/m)	Limit (dBuV/m)	Margin (dB)	Remark
1	9145.000	36.55	10.43	46.98	74.00	-27.02	peak
2	10234.000	36.09	12.26	48.35	74.00	-25.65	peak
3	10993.000	36.98	14.70	51.68	74.00	-22.32	peak
4	10993.000	33.16	14.70	47.86	54.00	-6.14	AVG
5	12225.000	33.83	17.75	51.58	74.00	-22.42	peak
6	12225.000	28.35	17.75	46.10	54.00	-7.90	AVG
7	13985.000	28.23	21.85	50.08	74.00	-23.92	peak
8	17989.000	23.66	26.04	49.70	74.00	-24.30	peak

Test Mode:	802.11a 20	Frequency(MHz):	5500
Polarity:	Vertical	Test Voltage:	AC 120 V, 60 Hz



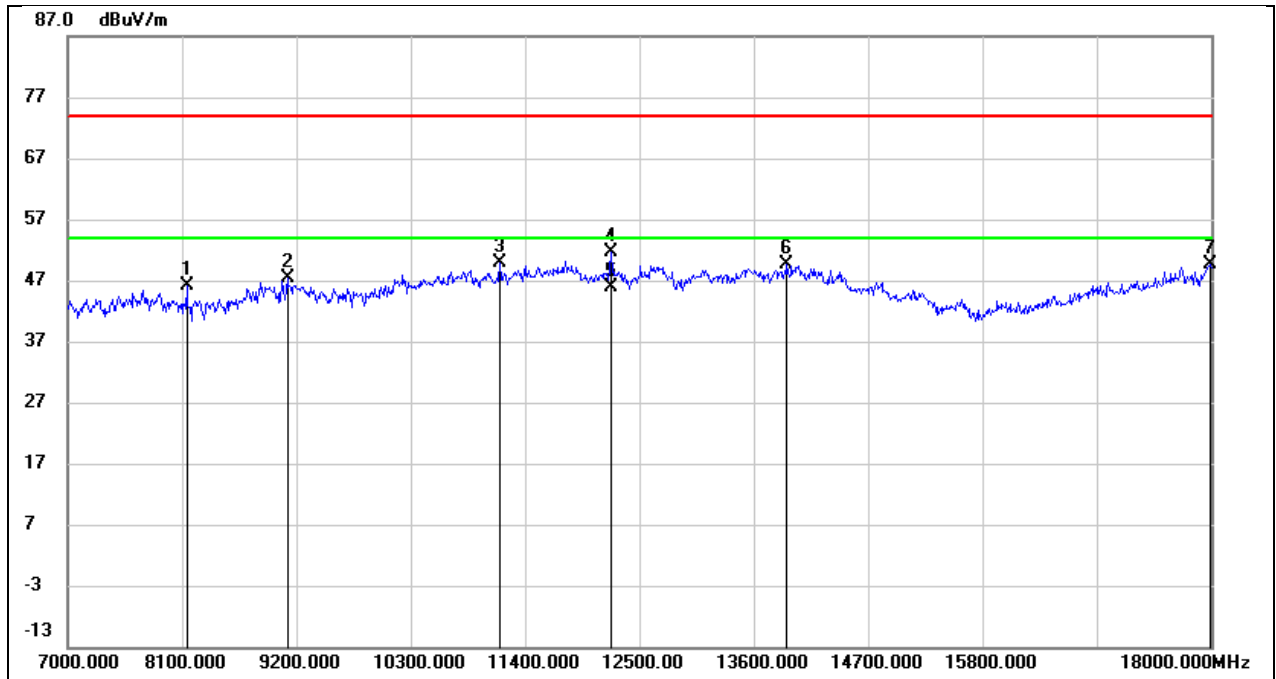
No.	Frequency (MHz)	Reading (dBuV)	Correct (dB/m)	Result (dBuV/m)	Limit (dBuV/m)	Margin (dB)	Remark
1	9244.000	36.75	10.49	47.24	74.00	-26.76	peak
2	10410.000	35.80	12.62	48.42	74.00	-25.58	peak
3	10993.000	37.06	14.70	51.76	74.00	-22.24	peak
4	10993.000	32.60	14.70	47.30	74.00	-26.70	peak
5	12225.000	34.39	17.75	52.14	74.00	-21.86	peak
6	12225.000	30.55	17.75	48.30	54.00	-5.70	AVG
7	13919.000	28.83	21.68	50.51	74.00	-23.49	peak
8	17956.000	24.03	25.82	49.85	74.00	-24.15	peak

Test Mode:	802.11a 20	Frequency(MHz):	5580
Polarity:	Horizontal	Test Voltage:	AC 120 V, 60 Hz



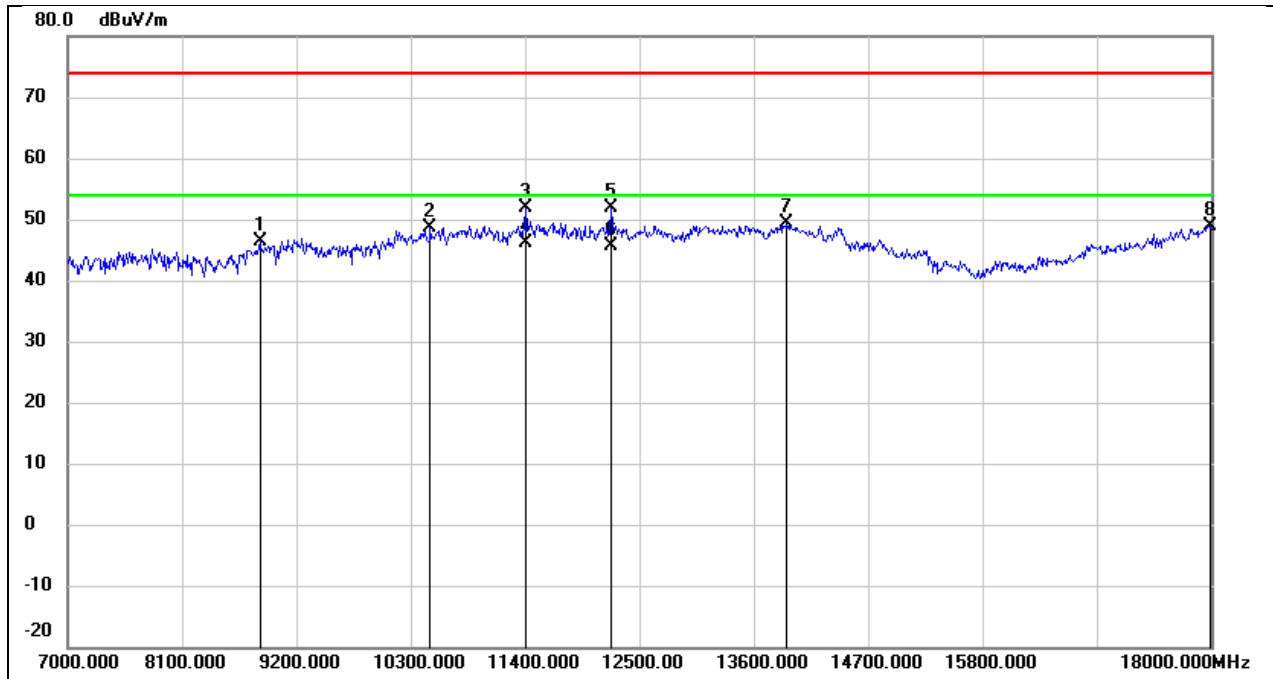
No.	Frequency (MHz)	Reading (dBuV)	Correct (dB/m)	Result (dBuV/m)	Limit (dBuV/m)	Margin (dB)	Remark
1	8925.000	37.49	9.82	47.31	74.00	-26.69	peak
2	10388.000	35.96	12.59	48.55	74.00	-25.45	peak
3	11158.000	34.88	15.37	50.25	74.00	-23.75	peak
4	12225.000	33.00	17.75	50.75	74.00	-23.25	peak
5	13556.000	29.11	20.78	49.89	74.00	-24.11	peak
6	17956.000	23.69	25.82	49.51	74.00	-24.49	peak

Test Mode:	802.11a 20	Frequency(MHz):	5580
Polarity:	Vertical	Test Voltage:	AC 120 V, 60 Hz



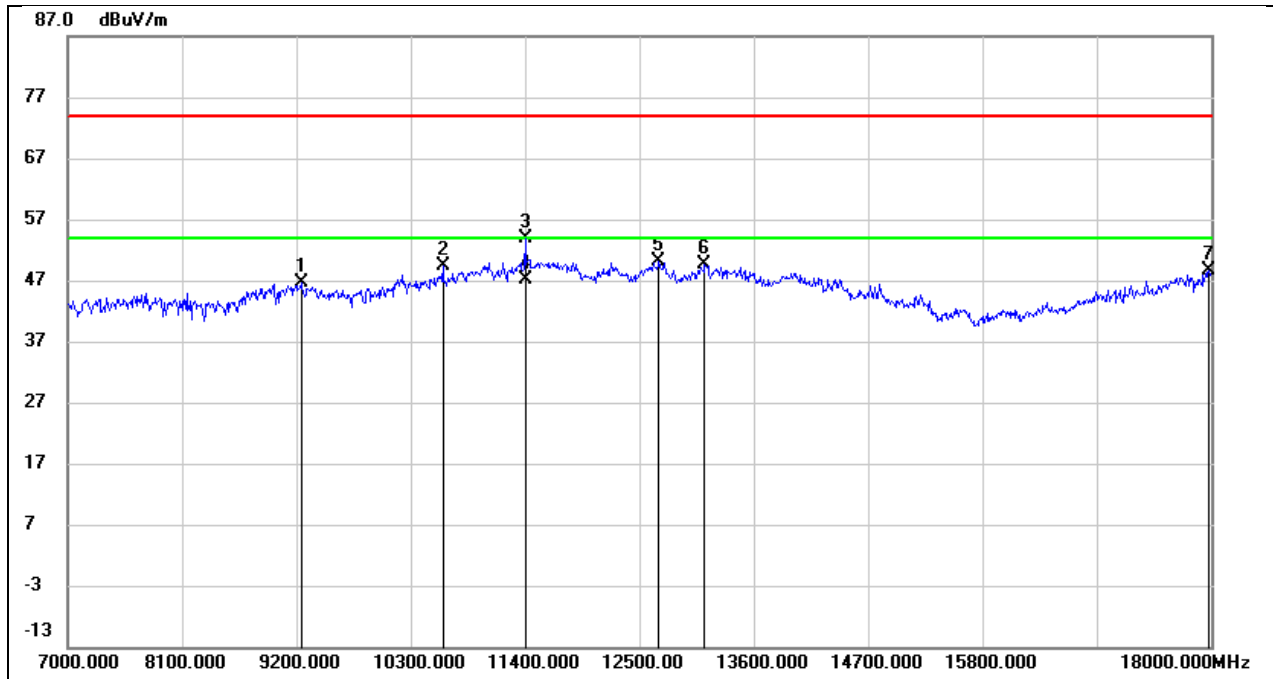
No.	Frequency (MHz)	Reading (dBuV)	Correct (dB/m)	Result (dBuV/m)	Limit (dBuV/m)	Margin (dB)	Remark
1	8144.000	39.56	6.56	46.12	74.00	-27.88	peak
2	9112.000	37.00	10.41	47.41	74.00	-26.59	peak
3	11158.000	34.62	15.37	49.99	74.00	-24.01	peak
4	12225.000	33.88	17.75	51.63	74.00	-22.37	peak
5	12225.000	28.05	17.75	45.80	54.00	-8.20	AVG
6	13919.000	28.05	21.68	49.73	74.00	-24.27	peak
7	17989.000	23.59	26.04	49.63	74.00	-24.37	peak

Test Mode:	802.11a 20	Frequency(MHz):	5700
Polarity:	Horizontal	Test Voltage:	AC 120 V, 60 Hz



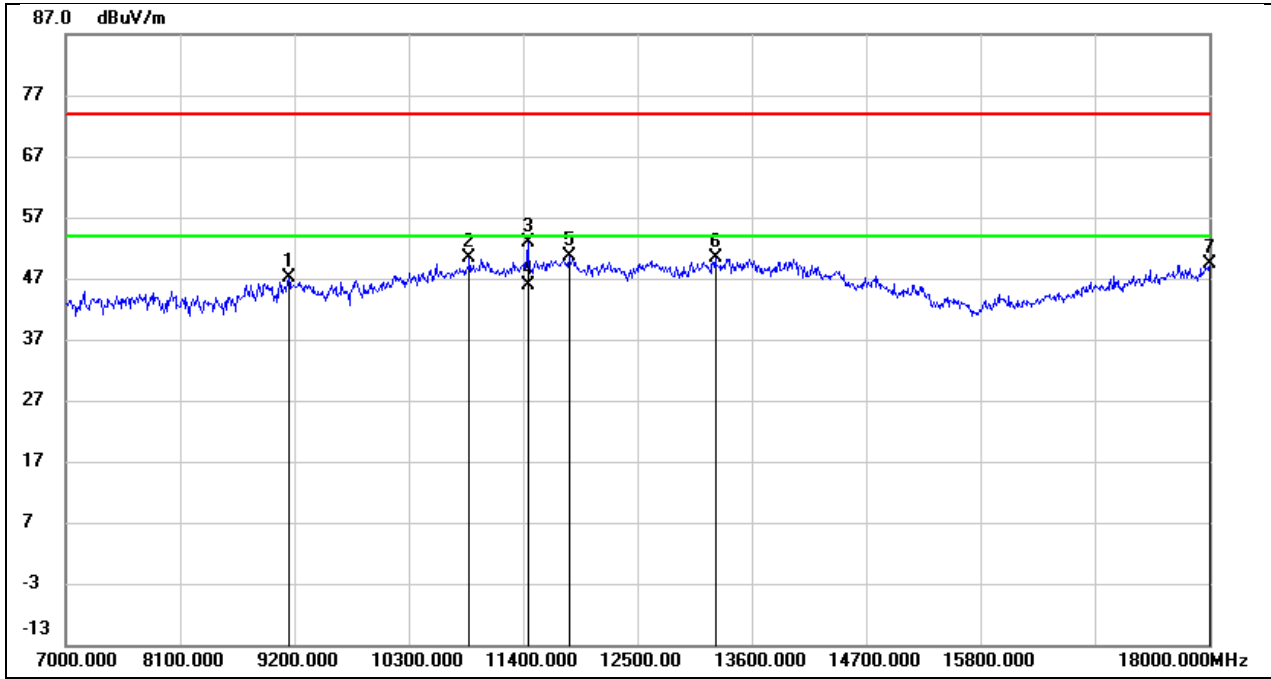
No.	Frequency (MHz)	Reading (dBuV)	Correct (dB/m)	Result (dBuV/m)	Limit (dBuV/m)	Margin (dB)	Remark
1	8848.000	37.01	9.29	46.30	74.00	-27.70	peak
2	10487.000	35.83	12.79	48.62	74.00	-25.38	peak
3	11400.000	35.55	16.36	51.91	74.00	-22.09	peak
4	11400.000	29.74	16.36	46.10	54.00	-7.90	AVG
5	12225.000	34.20	17.75	51.95	74.00	-22.05	peak
6	12225.000	27.85	17.75	45.60	54.00	-8.40	AVG
7	13919.000	27.67	21.68	49.35	74.00	-24.65	peak
8	17989.000	22.95	26.04	48.99	74.00	-25.01	peak

Test Mode:	802.11a 20	Frequency(MHz):	5700
Polarity:	Vertical	Test Voltage:	AC 120 V, 60 Hz



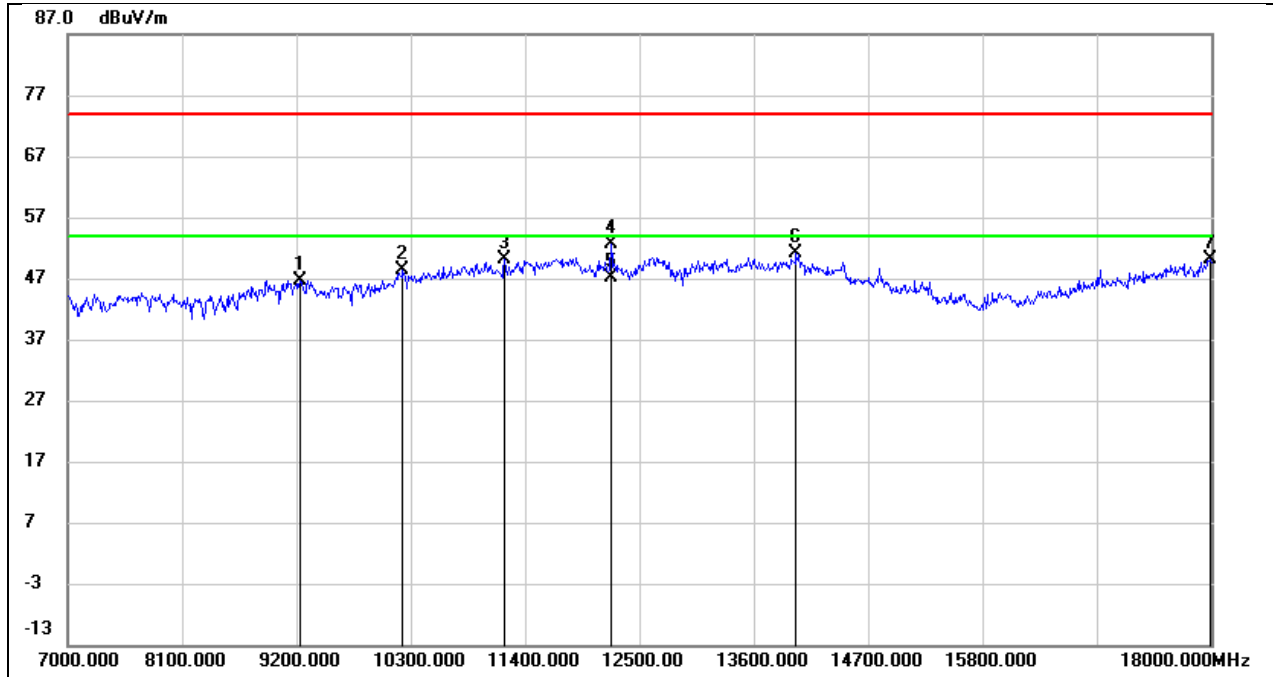
No.	Frequency (MHz)	Reading (dBuV)	Correct (dB/m)	Result (dBuV/m)	Limit (dBuV/m)	Margin (dB)	Remark
1	9244.000	36.19	10.49	46.68	74.00	-27.32	peak
2	10608.000	36.03	13.23	49.26	74.00	-24.74	peak
3	11400.000	37.62	16.36	53.98	74.00	-20.02	peak
4	11400.000	30.84	16.36	47.20	54.00	-6.80	AVG
5	12687.000	32.05	18.05	50.10	74.00	-23.90	peak
6	13127.000	30.59	19.01	49.60	74.00	-24.40	peak
7	17978.000	22.66	25.97	48.63	74.00	-25.37	peak

Test Mode:	802.11a 20	Frequency(MHz):	5720
Polarity:	Horizontal	Test Voltage:	AC 120 V, 60 Hz



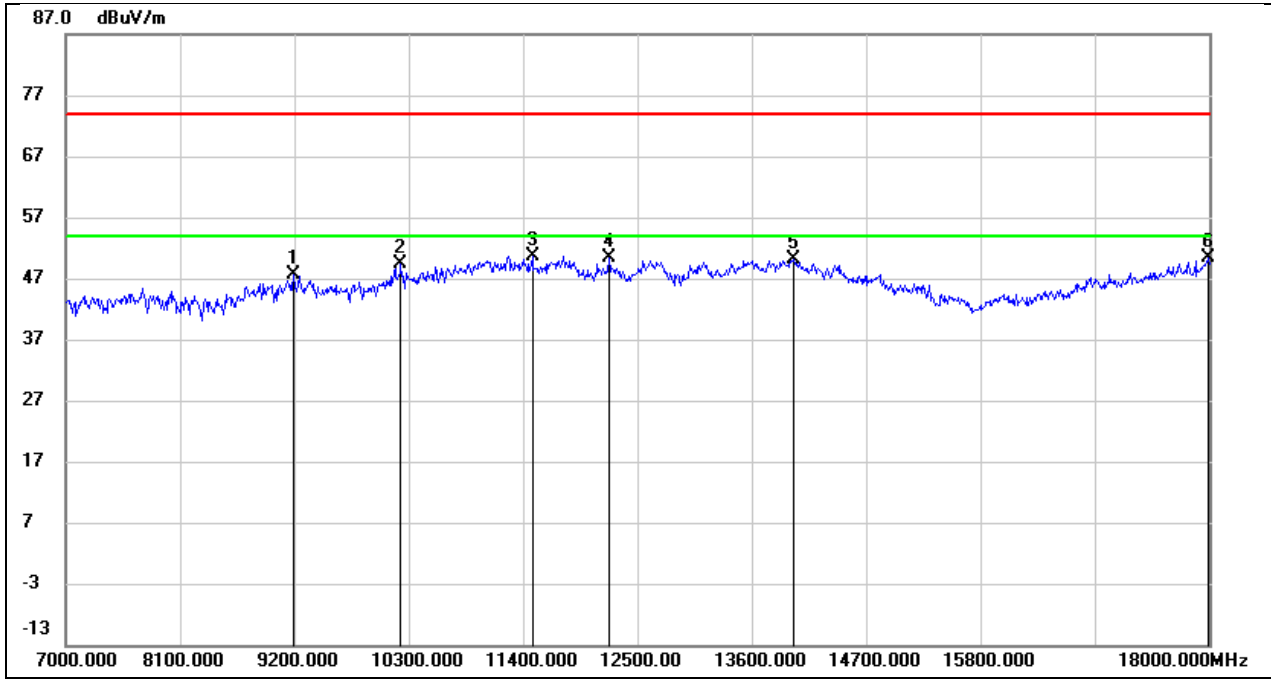
No.	Frequency (MHz)	Reading (dBuV)	Correct (dB/m)	Result (dBuV/m)	Limit (dBuV/m)	Margin (dB)	Remark
1	9145.000	36.66	10.43	47.09	74.00	-26.91	peak
2	10883.000	36.05	14.27	50.32	74.00	-23.68	peak
3	11444.000	36.38	16.53	52.91	74.00	-21.09	peak
4	11444.000	29.37	16.53	45.90	54.00	-8.10	AVG
5	11840.000	33.13	17.40	50.53	74.00	-23.47	peak
6	13248.000	30.80	19.54	50.34	74.00	-23.66	peak
7	18000.000	23.21	26.12	49.33	74.00	-24.67	peak

Test Mode:	802.11a 20	Frequency(MHz):	5720
Polarity:	Vertical	Test Voltage:	AC 120 V, 60 Hz



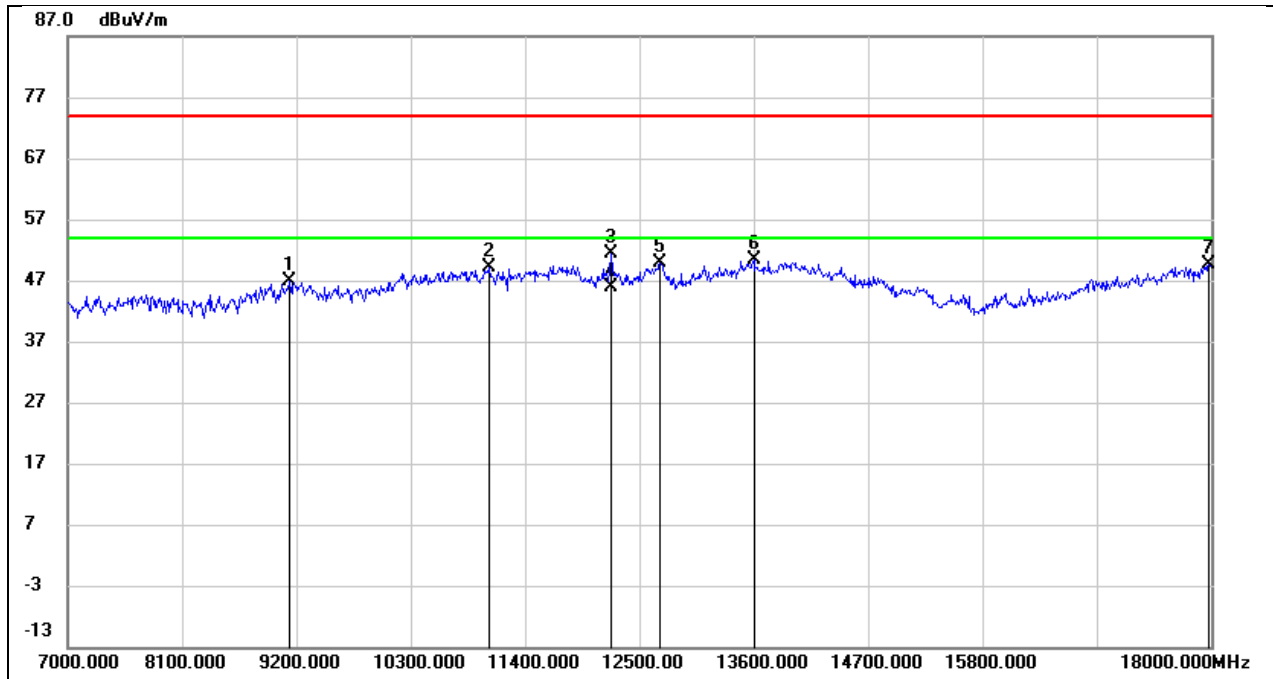
No.	Frequency (MHz)	Reading (dBuV)	Correct (dB/m)	Result (dBuV/m)	Limit (dBuV/m)	Margin (dB)	Remark
1	9233.000	36.26	10.48	46.74	74.00	-27.26	peak
2	10223.000	36.21	12.24	48.45	74.00	-25.55	peak
3	11202.000	34.60	15.55	50.15	74.00	-23.85	peak
4	12225.000	34.90	17.75	52.65	74.00	-21.35	peak
5	12225.000	29.35	17.75	47.10	54.00	-6.90	AVG
6	14007.000	29.35	21.85	51.20	74.00	-22.80	peak
7	17989.000	24.14	26.04	50.18	74.00	-23.82	peak

Test Mode:	802.11a 20	Frequency(MHz):	5745
Polarity:	Horizontal	Test Voltage:	AC 120 V, 60 Hz



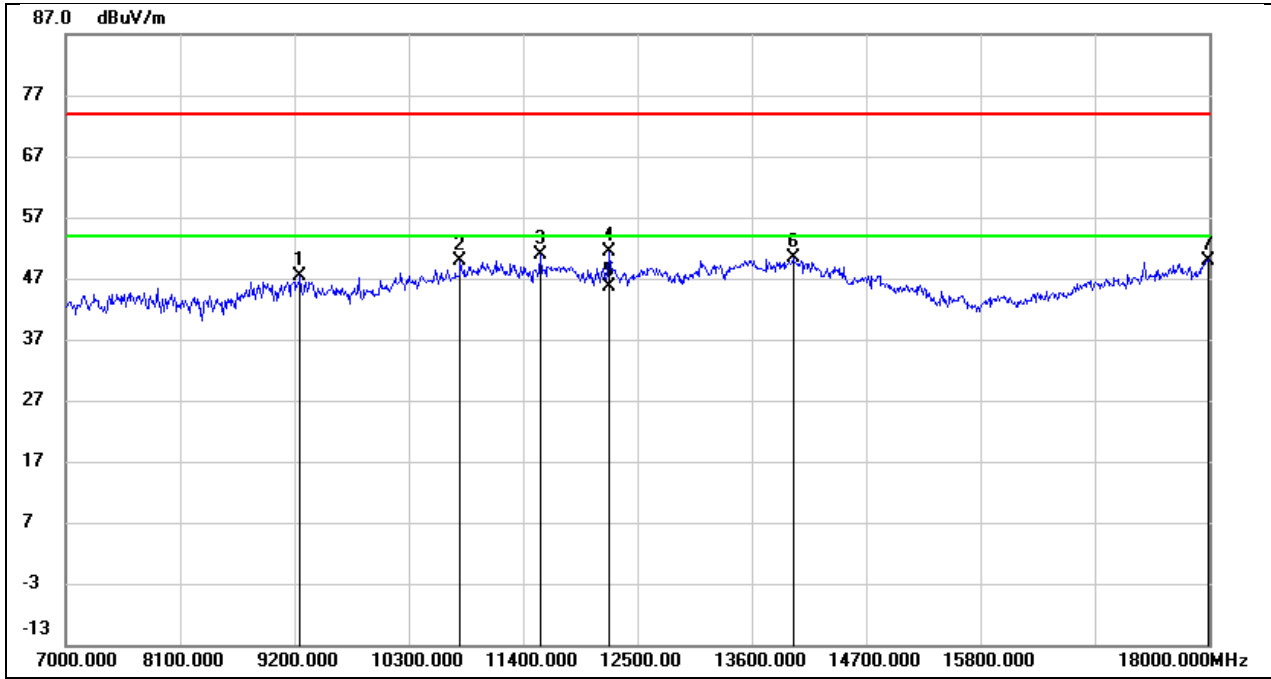
No.	Frequency (MHz)	Reading (dBuV)	Correct (dB/m)	Result (dBuV/m)	Limit (dBuV/m)	Margin (dB)	Remark
1	9189.000	37.17	10.46	47.63	74.00	-26.37	peak
2	10223.000	37.05	12.24	49.29	74.00	-24.71	peak
3	11488.000	33.96	16.72	50.68	74.00	-23.32	peak
4	12225.000	32.65	17.75	50.40	74.00	-23.60	peak
5	14007.000	28.34	21.85	50.19	74.00	-23.81	peak
6	17989.000	24.25	26.04	50.29	74.00	-23.71	peak

Test Mode:	802.11a 20	Frequency(MHz):	5745
Polarity:	Vertical	Test Voltage:	AC 120 V, 60 Hz



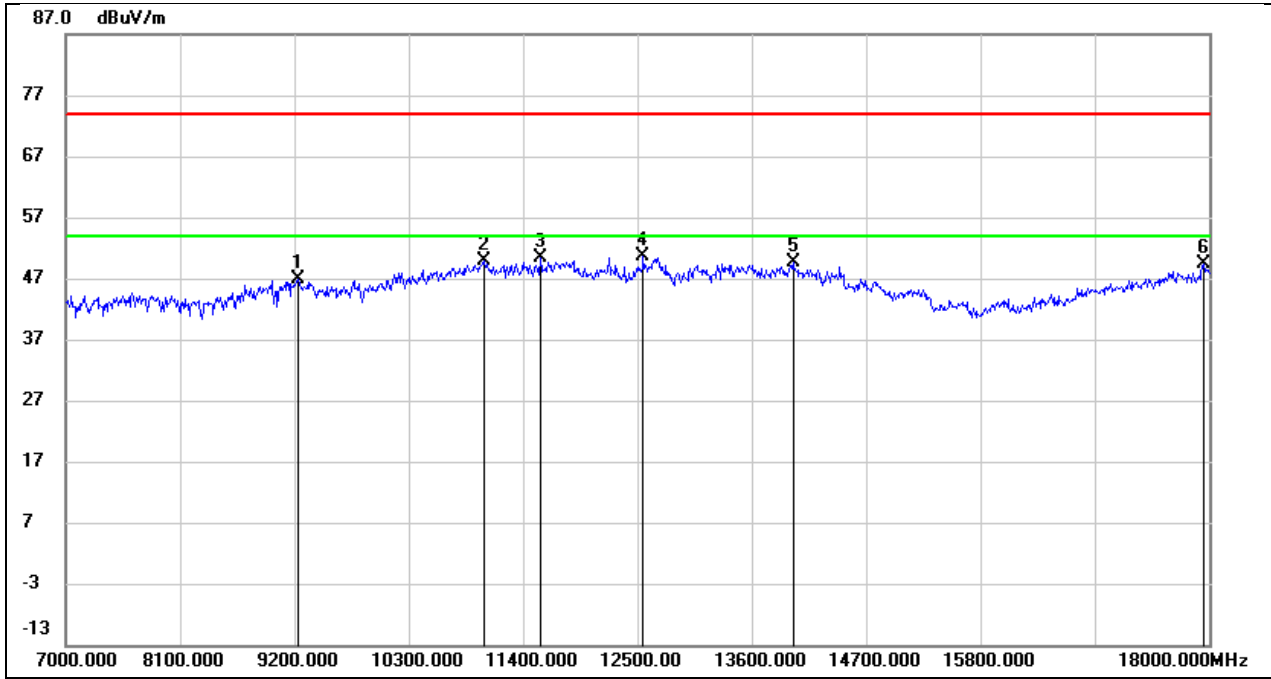
No.	Frequency (MHz)	Reading (dBuV)	Correct (dB/m)	Result (dBuV/m)	Limit (dBuV/m)	Margin (dB)	Remark
1	9134.000	36.44	10.41	46.85	74.00	-27.15	peak
2	11059.000	34.13	14.96	49.09	74.00	-24.91	peak
3	12225.000	33.57	17.75	51.32	74.00	-22.68	peak
4	12225.000	28.25	17.75	46.00	54.00	-8.00	AVG
5	12698.000	31.73	18.08	49.81	74.00	-24.19	peak
6	13600.000	29.59	20.89	50.48	74.00	-23.52	peak
7	17978.000	23.54	25.97	49.51	74.00	-24.49	peak

Test Mode:	802.11a 20	Frequency(MHz):	5785
Polarity:	Horizontal	Test Voltage:	AC 120 V, 60 Hz



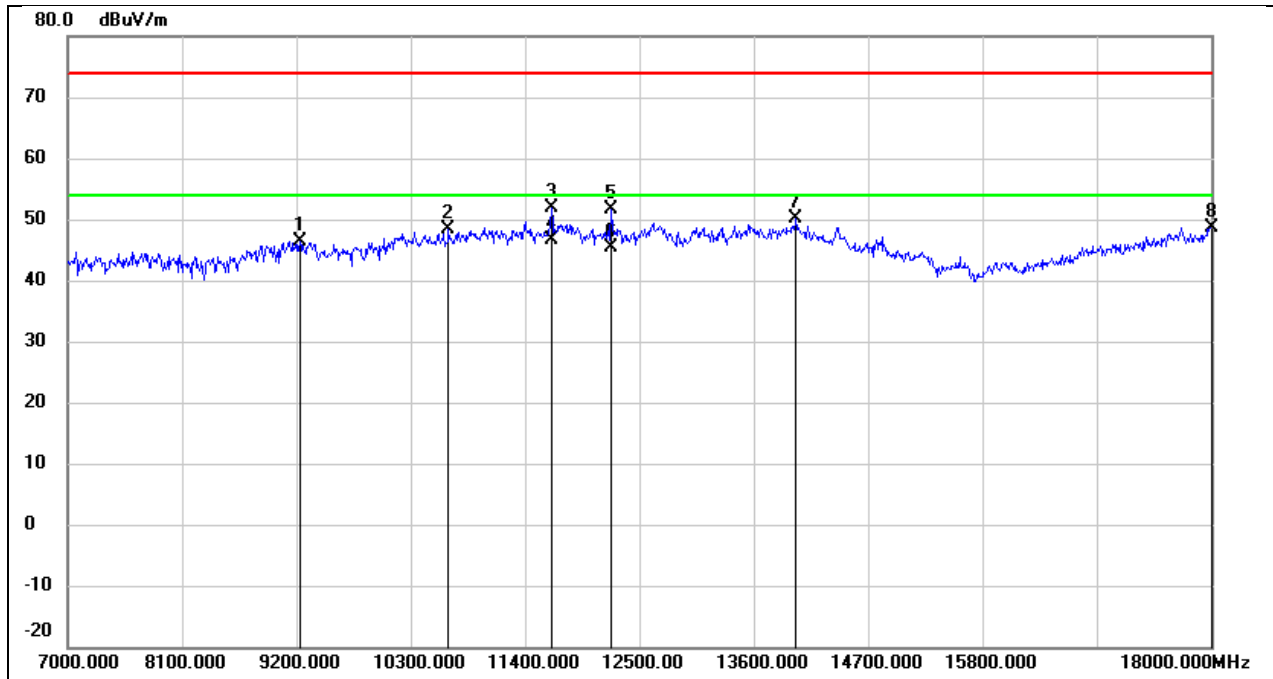
No.	Frequency (MHz)	Reading (dBuV)	Correct (dB/m)	Result (dBuV/m)	Limit (dBuV/m)	Margin (dB)	Remark
1	9255.000	36.96	10.51	47.47	74.00	-26.53	peak
2	10795.000	35.95	13.94	49.89	74.00	-24.11	peak
3	11565.000	34.05	16.89	50.94	74.00	-23.06	peak
4	12225.000	33.60	17.75	51.35	74.00	-22.65	peak
5	12225.000	27.95	17.75	45.70	54.00	-8.30	AVG
6	13996.000	28.57	21.87	50.44	74.00	-23.56	peak
7	17989.000	23.96	26.04	50.00	74.00	-24.00	peak

Test Mode:	802.11a 20	Frequency(MHz):	5785
Polarity:	Vertical	Test Voltage:	AC 120 V, 60 Hz



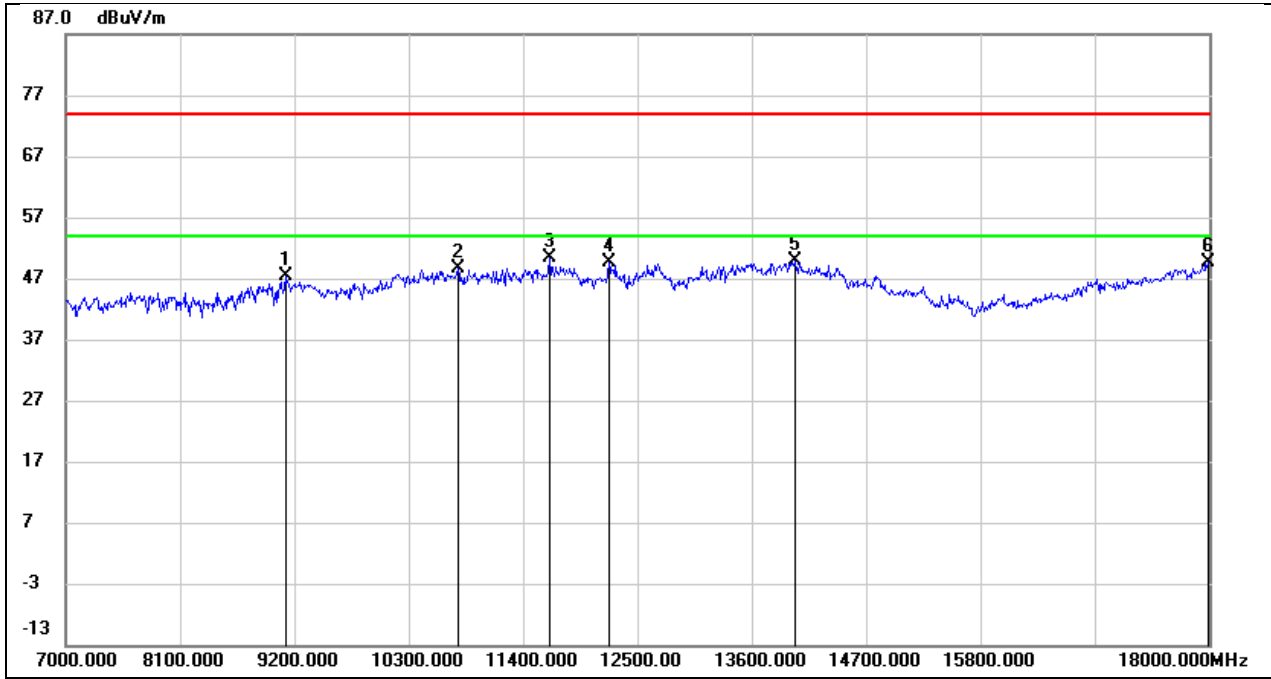
No.	Frequency (MHz)	Reading (dBuV)	Correct (dB/m)	Result (dBuV/m)	Limit (dBuV/m)	Margin (dB)	Remark
1	9233.000	36.39	10.48	46.87	74.00	-27.13	peak
2	11026.000	35.17	14.82	49.99	74.00	-24.01	peak
3	11565.000	33.60	16.89	50.49	74.00	-23.51	peak
4	12555.000	32.76	17.90	50.66	74.00	-23.34	peak
5	13996.000	27.80	21.87	49.67	74.00	-24.33	peak
6	17945.000	23.57	25.75	49.32	74.00	-24.68	peak

Test Mode:	802.11a 20	Frequency(MHz):	5825
Polarity:	Horizontal	Test Voltage:	AC 120 V, 60 Hz



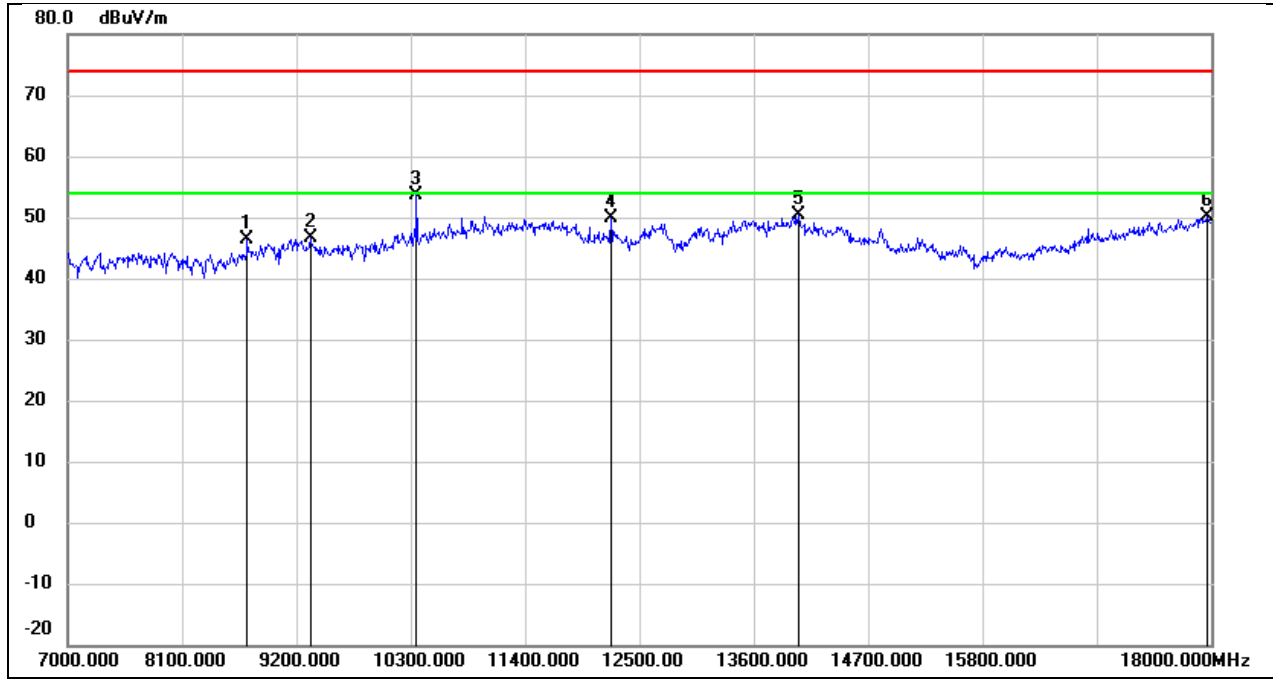
No.	Frequency (MHz)	Reading (dBuV)	Correct (dB/m)	Result (dBuV/m)	Limit (dBuV/m)	Margin (dB)	Remark
1	9233.000	35.80	10.48	46.28	74.00	-27.72	peak
2	10663.000	34.90	13.44	48.34	74.00	-25.66	peak
3	11653.000	34.83	17.05	51.88	74.00	-22.12	peak
4	11653.000	29.65	17.05	46.70	54.00	-7.30	AVG
5	12225.000	33.84	17.75	51.59	74.00	-22.41	peak
6	12225.000	27.55	17.75	45.30	54.00	-8.70	AVG
7	14007.000	28.18	21.85	50.03	74.00	-23.97	peak
8	18000.000	22.55	26.12	48.67	74.00	-25.33	peak

Test Mode:	802.11a 20	Frequency(MHz):	5825
Polarity:	Vertical	Test Voltage:	AC 120 V, 60 Hz



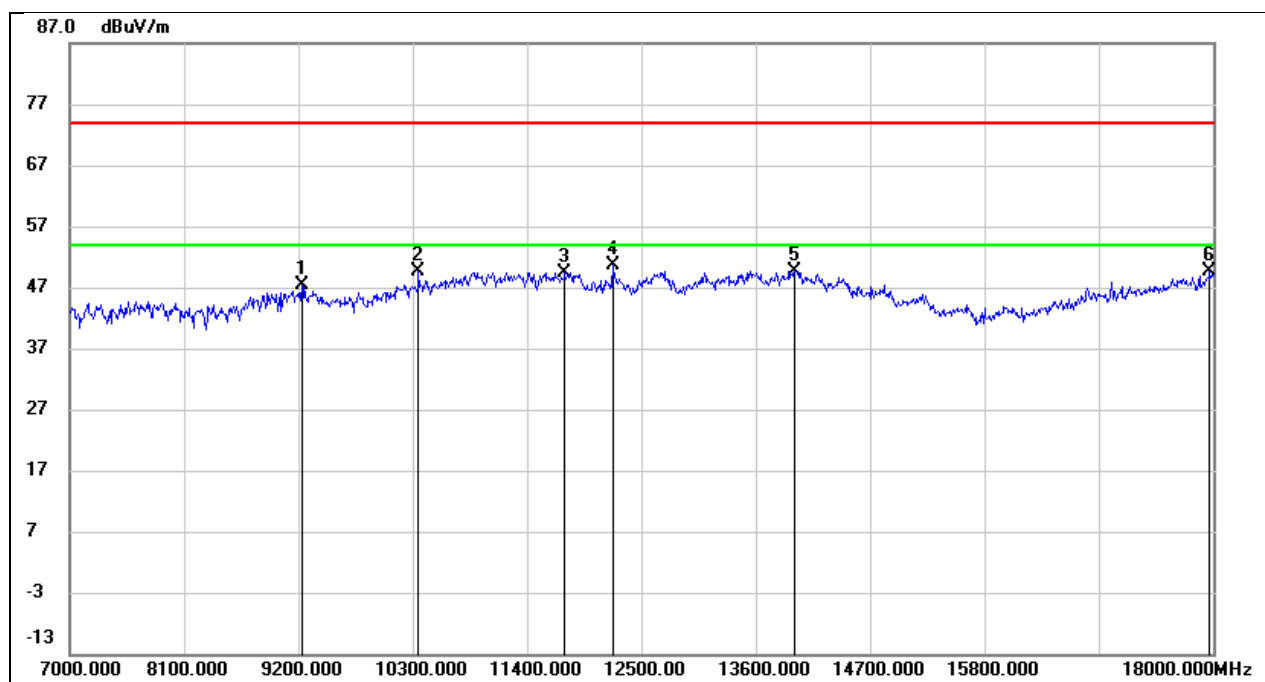
No.	Frequency (MHz)	Reading (dBuV)	Correct (dB/m)	Result (dBuV/m)	Limit (dBuV/m)	Margin (dB)	Remark
1	9112.000	36.87	10.41	47.28	74.00	-26.72	peak
2	10773.000	34.83	13.85	48.68	74.00	-25.32	peak
3	11653.000	33.37	17.05	50.42	74.00	-23.58	peak
4	12225.000	31.94	17.75	49.69	74.00	-24.31	peak
5	14018.000	28.05	21.80	49.85	74.00	-24.15	peak
6	17989.000	23.47	26.04	49.51	74.00	-24.49	peak

Test Mode:	802.11ac VHT20	Frequency(MHz):	5180
Polarity:	Horizontal	Test Voltage:	AC 120 V, 60 Hz



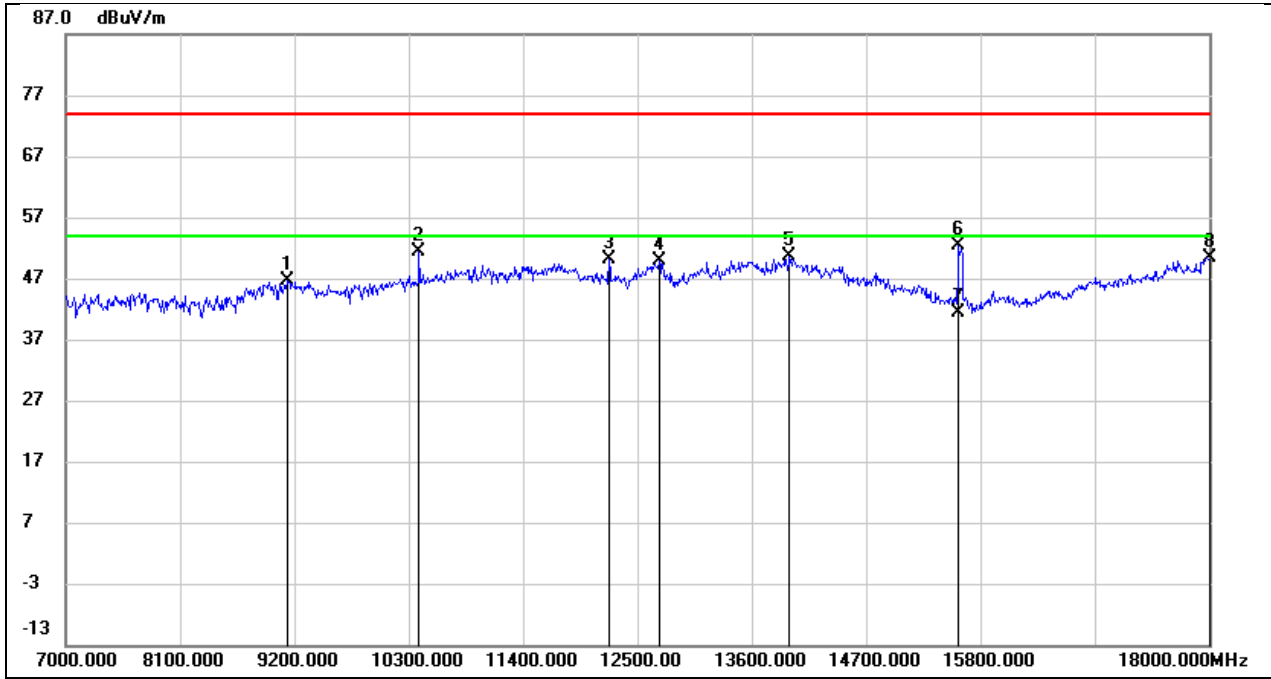
No.	Frequency (MHz)	Reading (dBuV)	Correct (dB/m)	Result (dBuV/m)	Limit (dBuV/m)	Margin (dB)	Remark
1	8727.000	37.96	8.45	46.41	74.00	-27.59	peak
2	9332.000	36.05	10.54	46.59	74.00	-27.41	peak
3	10355.000	41.17	12.52	53.69	74.00	-20.31	peak
4	12225.000	32.18	17.75	49.93	74.00	-24.07	peak
5	14029.000	28.53	21.76	50.29	74.00	-23.71	peak
6	17967.000	24.18	25.89	50.07	74.00	-23.93	peak

Test Mode:	802.11ac VHT20	Frequency(MHz):	5180
Polarity:	Vertical	Test Voltage:	AC 120 V, 60 Hz



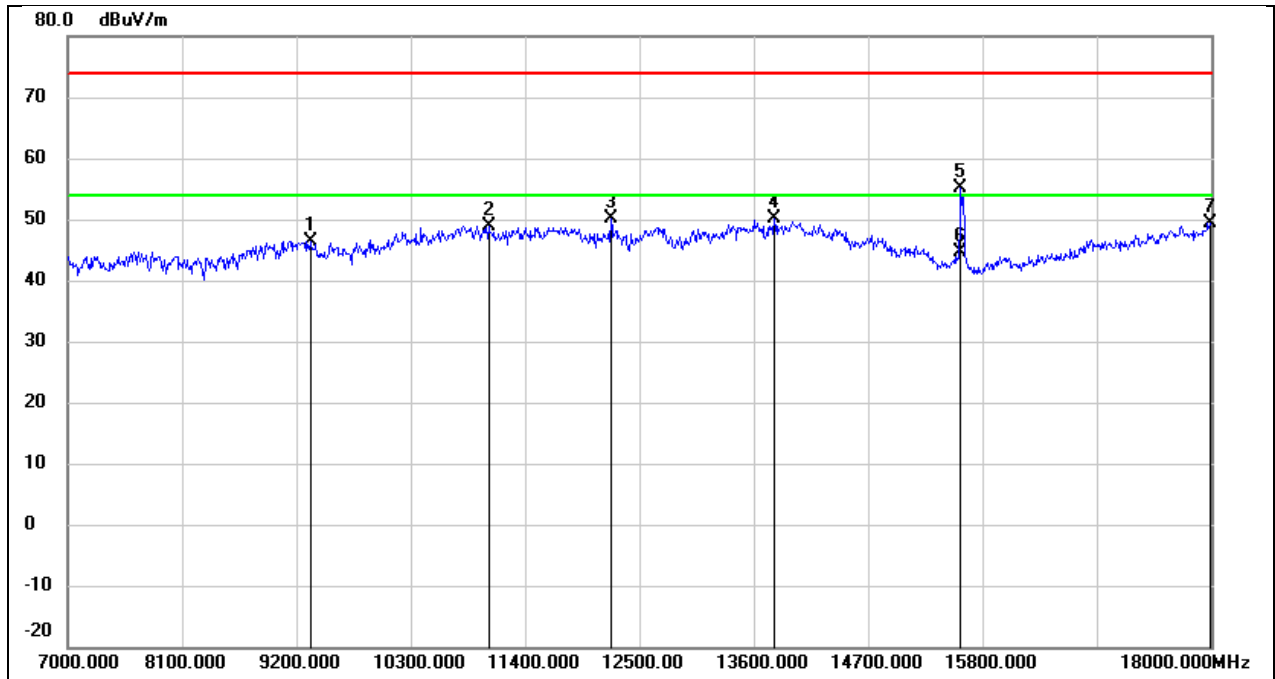
No.	Frequency (MHz)	Reading (dBuV)	Correct (dB/m)	Result (dBuV/m)	Limit (dBuV/m)	Margin (dB)	Remark
1	9233.000	36.96	10.48	47.44	74.00	-26.56	peak
2	10355.000	37.20	12.52	49.72	74.00	-24.28	peak
3	11763.000	32.21	17.26	49.47	74.00	-24.53	peak
4	12225.000	32.95	17.75	50.70	74.00	-23.30	peak
5	13974.000	27.92	21.82	49.74	74.00	-24.26	peak
6	17967.000	23.63	25.89	49.52	74.00	-24.48	peak

Test Mode:	802.11ac VHT20	Frequency(MHz):	5200
Polarity:	Horizontal	Test Voltage:	AC 120 V, 60 Hz



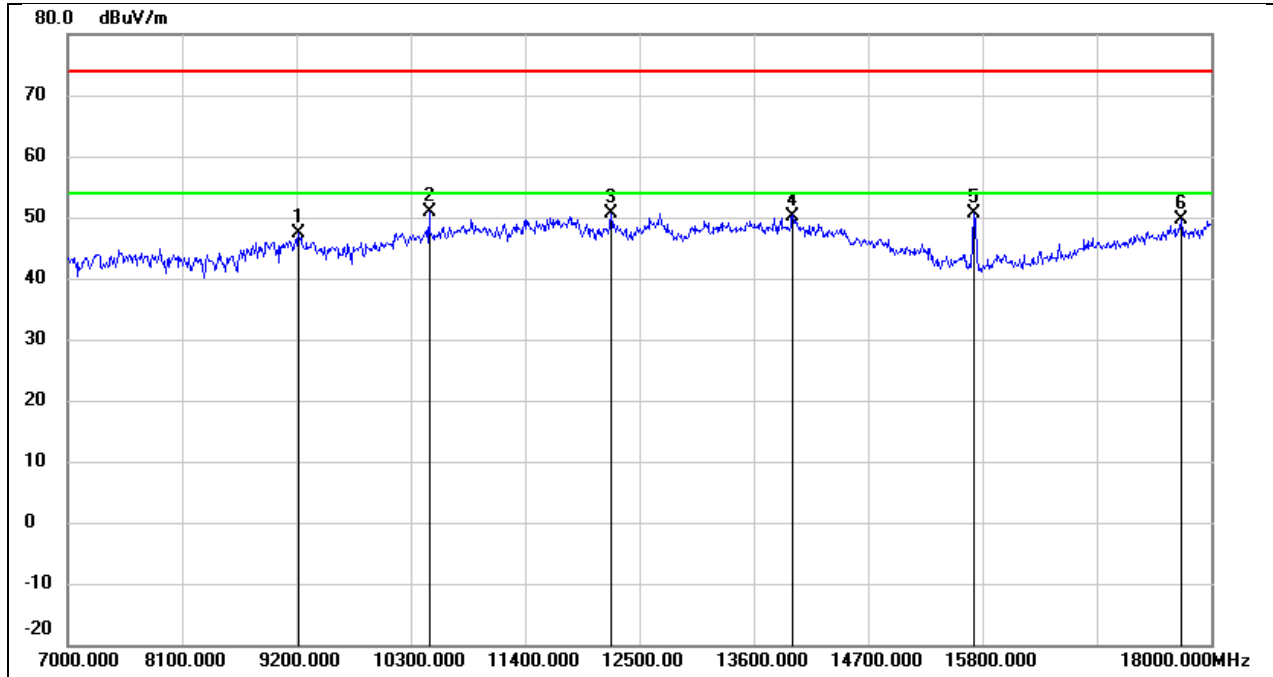
No.	Frequency (MHz)	Reading (dBuV)	Correct (dB/m)	Result (dBuV/m)	Limit (dBuV/m)	Margin (dB)	Remark
1	9134.000	36.11	10.41	46.52	74.00	-27.48	peak
2	10399.000	38.74	12.61	51.35	74.00	-22.65	peak
3	12225.000	32.38	17.75	50.13	74.00	-23.87	peak
4	12709.000	31.79	18.09	49.88	74.00	-24.12	peak
5	13963.000	28.81	21.78	50.59	74.00	-23.41	peak
6	15591.000	35.56	16.75	52.31	74.00	-21.69	peak
7	15591.000	24.75	16.75	41.50	54.00	-12.50	AVG
8	18000.000	24.28	26.12	50.40	74.00	-23.60	peak

Test Mode:	802.11ac VHT20	Frequency(MHz):	5200
Polarity:	Vertical	Test Voltage:	AC 120 V, 60 Hz



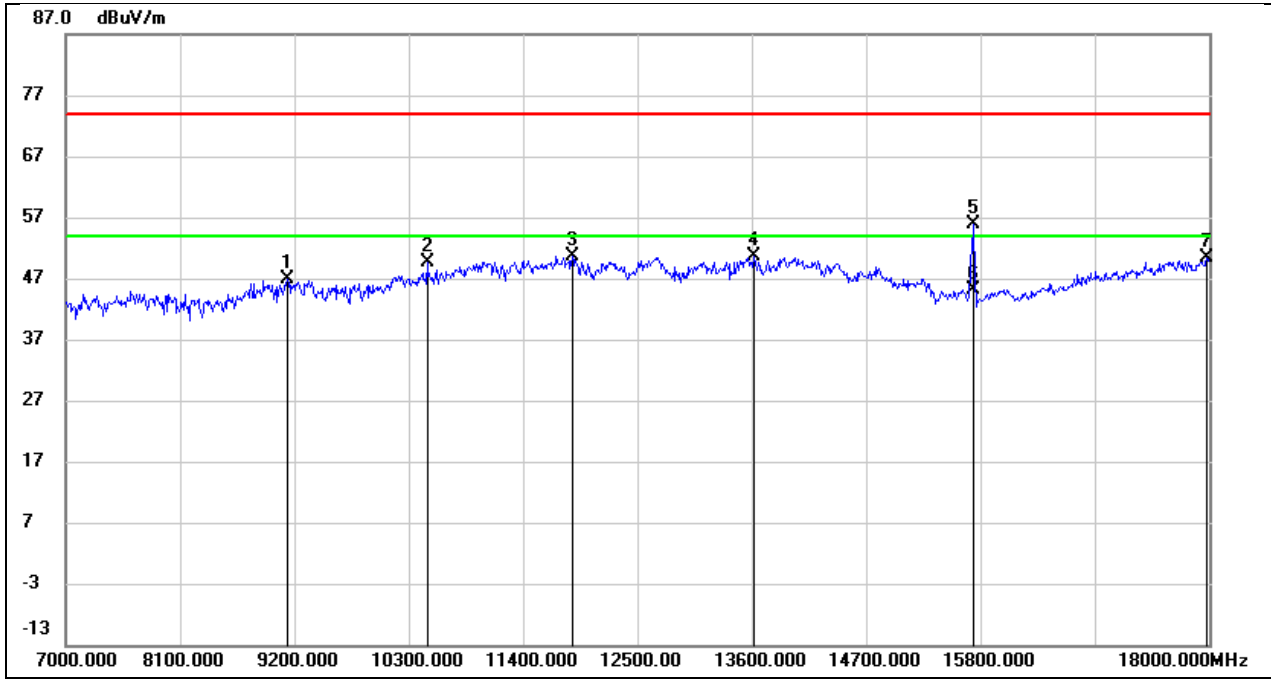
No.	Frequency (MHz)	Reading (dBuV)	Correct (dB/m)	Result (dBuV/m)	Limit (dBuV/m)	Margin (dB)	Remark
1	9332.000	35.92	10.54	46.46	74.00	-27.54	peak
2	11048.000	33.99	14.91	48.90	74.00	-25.10	peak
3	12225.000	32.45	17.75	50.20	74.00	-23.80	peak
4	13798.000	28.74	21.38	50.12	74.00	-23.88	peak
5	15591.000	38.38	16.75	55.13	74.00	-18.87	peak
6	15591.000	27.85	16.75	44.60	54.00	-9.40	AVG
7	17989.000	23.46	26.04	49.50	74.00	-24.50	peak

Test Mode:	802.11ac VHT20	Frequency(MHz):	5240
Polarity:	Horizontal	Test Voltage:	AC 120 V, 60 Hz



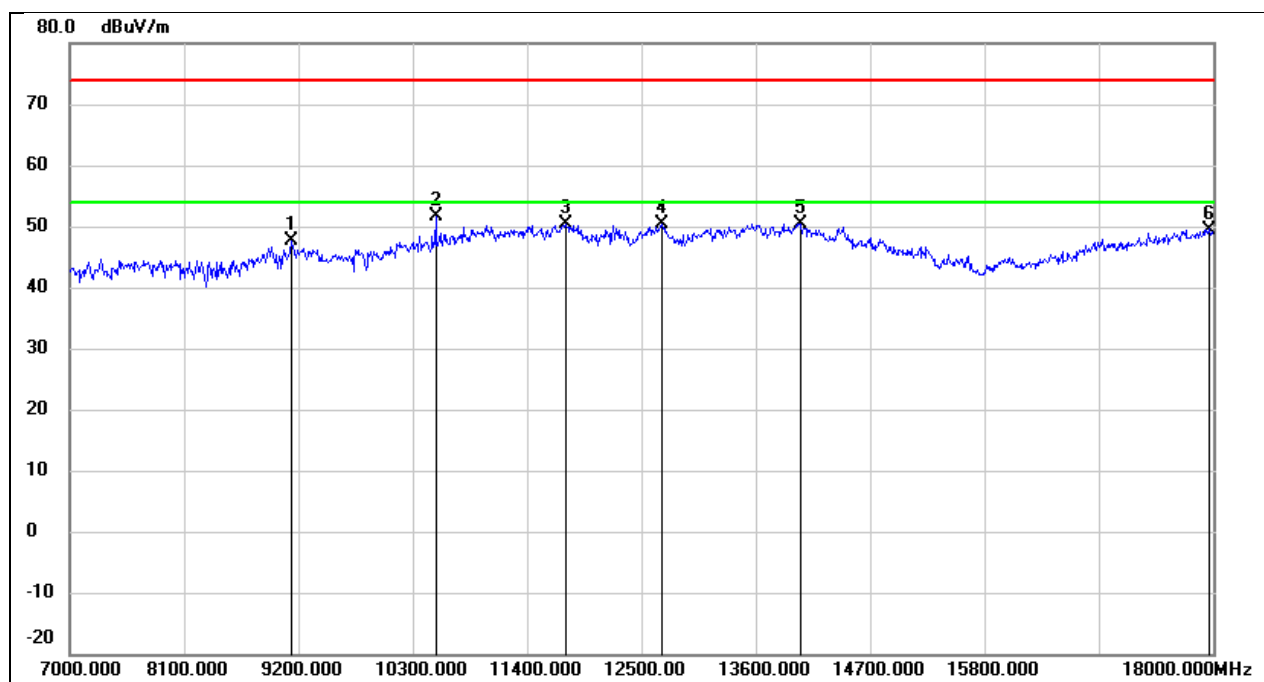
No.	Frequency (MHz)	Reading (dBuV)	Correct (dB/m)	Result (dBuV/m)	Limit (dBuV/m)	Margin (dB)	Remark
1	9222.000	36.80	10.48	47.28	74.00	-26.72	peak
2	10476.000	38.13	12.77	50.90	74.00	-23.10	peak
3	12225.000	32.84	17.75	50.59	74.00	-23.41	peak
4	13974.000	28.43	21.82	50.25	74.00	-23.75	peak
5	15712.000	33.90	16.80	50.70	74.00	-23.30	peak
6	17714.000	25.55	24.16	49.71	74.00	-24.29	peak

Test Mode:	802.11ac VHT20	Frequency(MHz):	5240
Polarity:	Vertical	Test Voltage:	AC 120 V, 60 Hz



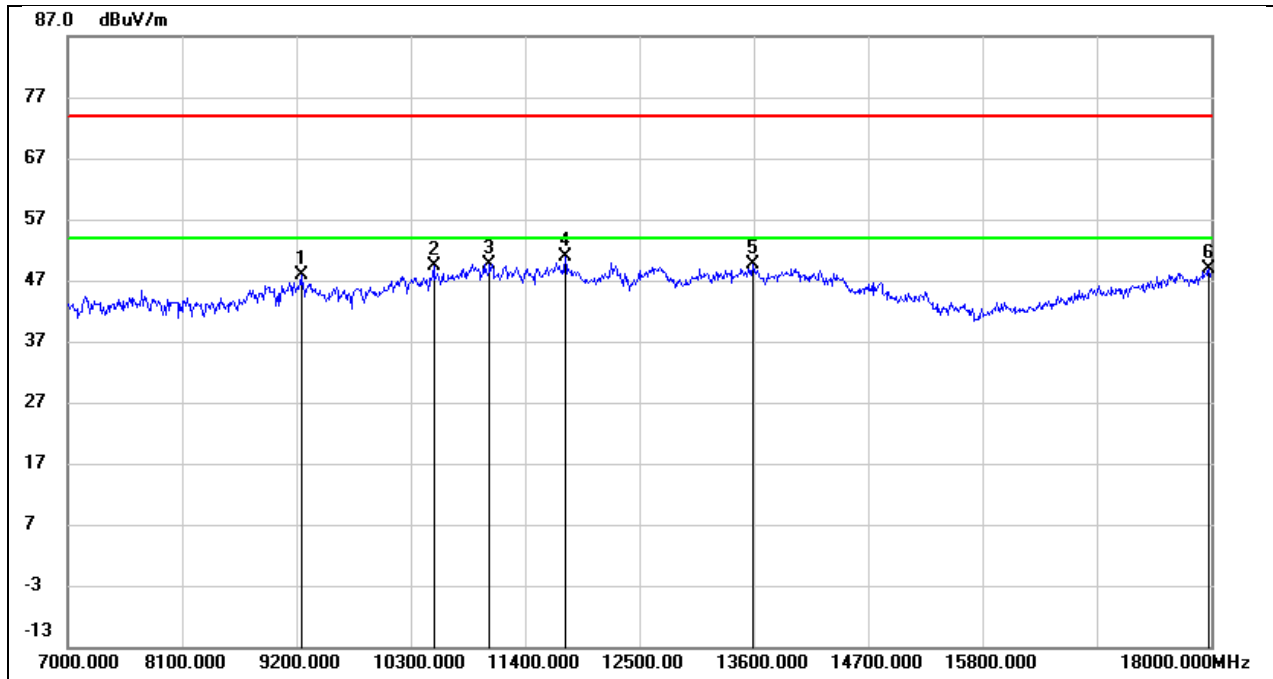
No.	Frequency (MHz)	Reading (dBuV)	Correct (dB/m)	Result (dBuV/m)	Limit (dBuV/m)	Margin (dB)	Remark
1	9134.000	36.39	10.41	46.80	74.00	-27.20	peak
2	10476.000	36.85	12.77	49.62	74.00	-24.38	peak
3	11873.000	33.19	17.46	50.65	74.00	-23.35	peak
4	13622.000	29.75	20.95	50.70	74.00	-23.30	peak
5	15734.000	39.12	16.81	55.93	74.00	-18.07	peak
6	15734.000	28.29	16.81	45.10	54.00	-8.90	AVG
7	17978.000	24.40	25.97	50.37	74.00	-23.63	peak

Test Mode:	802.11ac VHT20	Frequency(MHz):	5260
Polarity:	Horizontal	Test Voltage:	AC 120 V, 60 Hz



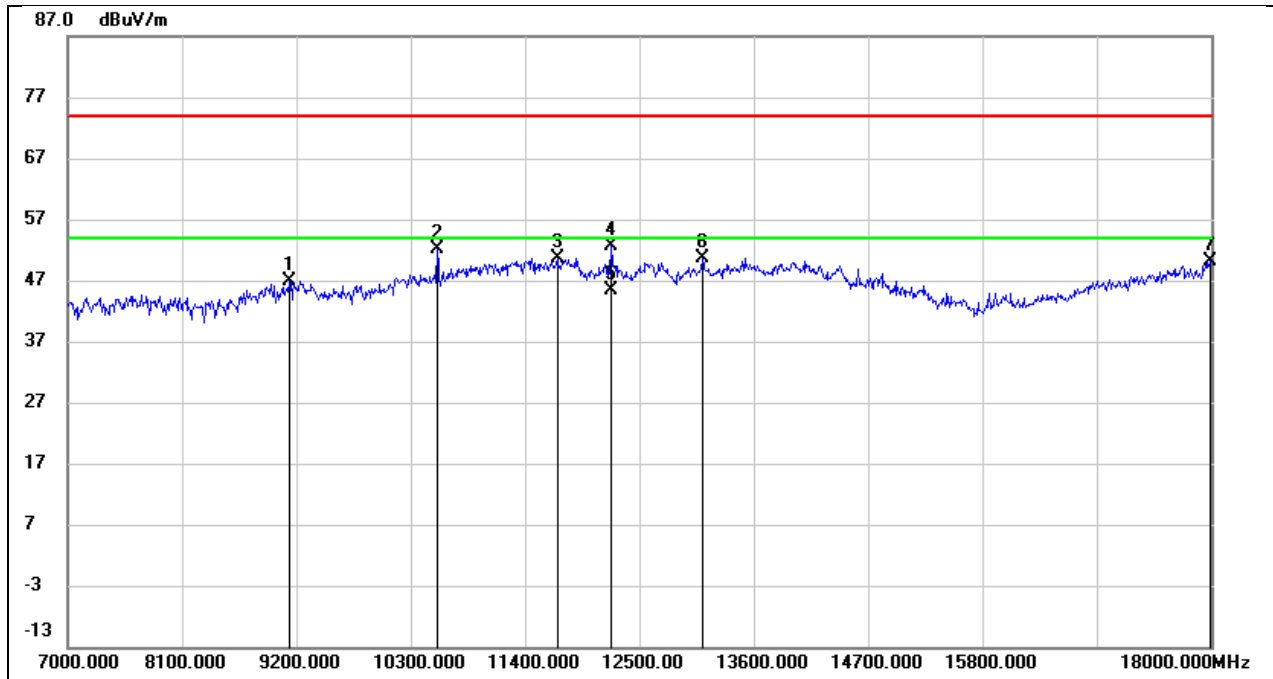
No.	Frequency (MHz)	Reading (dBuV)	Correct (dB/m)	Result (dBuV/m)	Limit (dBuV/m)	Margin (dB)	Remark
1	9134.000	37.32	10.41	47.73	74.00	-26.27	peak
2	10520.000	38.72	12.90	51.62	74.00	-22.38	peak
3	11774.000	33.10	17.28	50.38	74.00	-23.62	peak
4	12698.000	32.21	18.08	50.29	74.00	-23.71	peak
5	14029.000	28.64	21.76	50.40	74.00	-23.60	peak
6	17967.000	23.61	25.89	49.50	74.00	-24.50	peak

Test Mode:	802.11ac VHT20	Frequency(MHz):	5260
Polarity:	Vertical	Test Voltage:	AC 120 V, 60 Hz



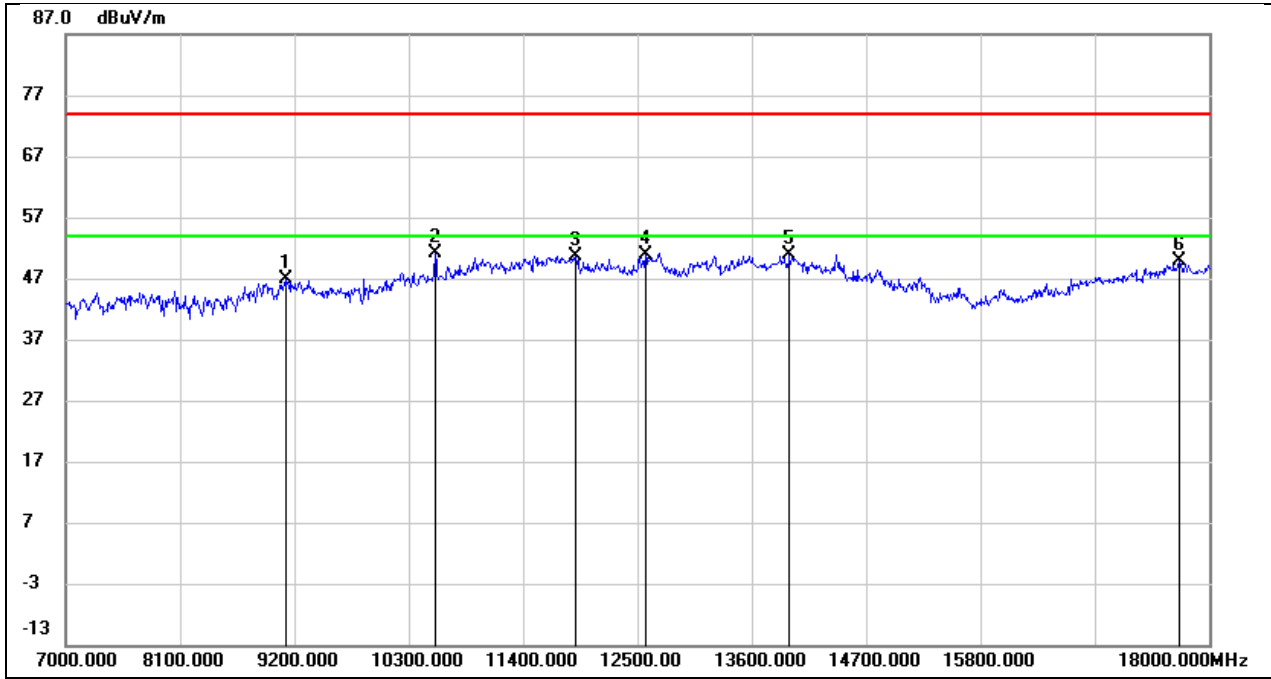
No.	Frequency (MHz)	Reading (dBuV)	Correct (dB/m)	Result (dBuV/m)	Limit (dBuV/m)	Margin (dB)	Remark
1	9244.000	37.45	10.49	47.94	74.00	-26.06	peak
2	10520.000	36.48	12.90	49.38	74.00	-24.62	peak
3	11059.000	34.69	14.96	49.65	74.00	-24.35	peak
4	11785.000	33.55	17.30	50.85	74.00	-23.15	peak
5	13589.000	28.69	20.86	49.55	74.00	-24.45	peak
6	17978.000	22.90	25.97	48.87	74.00	-25.13	peak

Test Mode:	802.11ac VHT20	Frequency(MHz):	5280
Polarity:	Horizontal	Test Voltage:	AC 120 V, 60 Hz



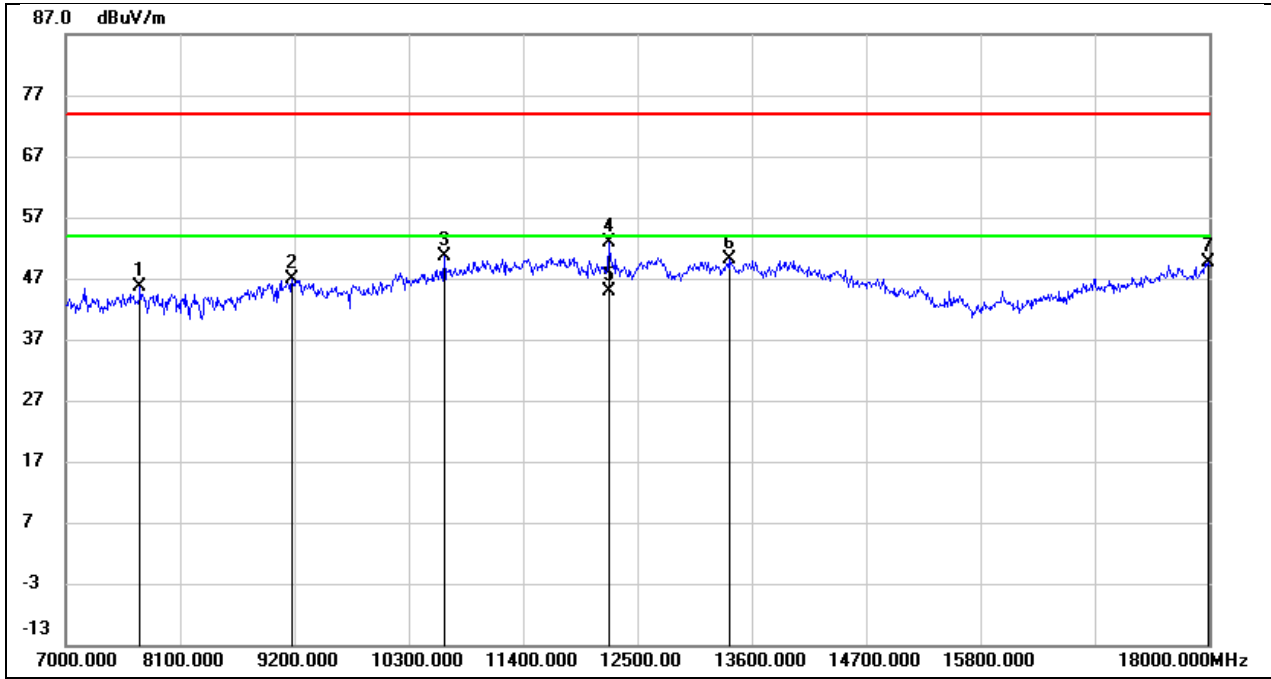
No.	Frequency (MHz)	Reading (dBuV)	Correct (dB/m)	Result (dBuV/m)	Limit (dBuV/m)	Margin (dB)	Remark
1	9134.000	36.57	10.41	46.98	74.00	-27.02	peak
2	10553.000	38.99	13.02	52.01	74.00	-21.99	peak
3	11708.000	33.51	17.16	50.67	74.00	-23.33	peak
4	12225.000	35.00	17.75	52.75	74.00	-21.25	peak
5	12225.000	27.55	17.75	45.30	54.00	-8.70	AVG
6	13105.000	31.82	18.91	50.73	74.00	-23.27	peak
7	17989.000	24.19	26.04	50.23	74.00	-23.77	peak

Test Mode:	802.11ac VHT20	Frequency(MHz):	5280
Polarity:	Vertical	Test Voltage:	AC 120 V, 60 Hz



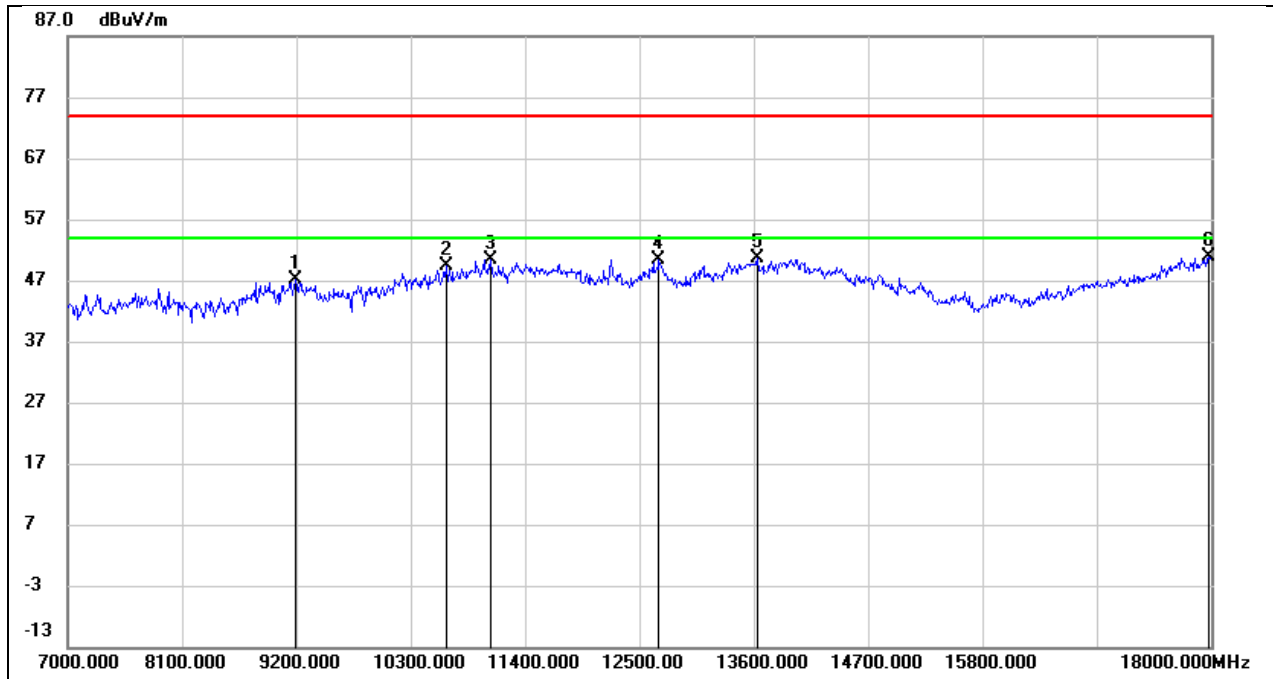
No.	Frequency (MHz)	Reading (dBuV)	Correct (dB/m)	Result (dBuV/m)	Limit (dBuV/m)	Margin (dB)	Remark
1	9112.000	36.46	10.41	46.87	74.00	-27.13	peak
2	10553.000	38.07	13.02	51.09	74.00	-22.91	peak
3	11906.000	33.06	17.52	50.58	74.00	-23.42	peak
4	12577.000	32.87	17.93	50.80	74.00	-23.20	peak
5	13963.000	29.09	21.78	50.87	74.00	-23.13	peak
6	17714.000	25.67	24.16	49.83	74.00	-24.17	peak

Test Mode:	802.11ac VHT20	Frequency(MHz):	5320
Polarity:	Horizontal	Test Voltage:	AC 120 V, 60 Hz



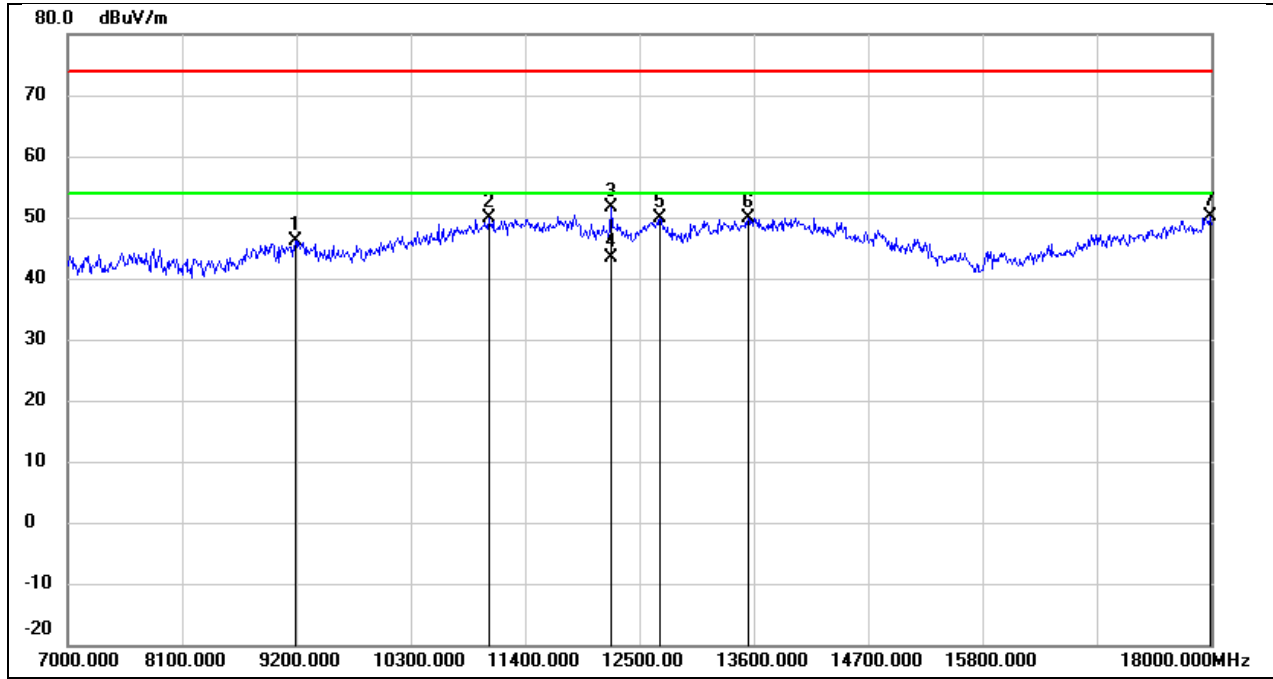
No.	Frequency (MHz)	Reading (dBuV)	Correct (dB/m)	Result (dBuV/m)	Limit (dBuV/m)	Margin (dB)	Remark
1	7715.000	38.84	6.68	45.52	74.00	-28.48	peak
2	9178.000	36.49	10.45	46.94	74.00	-27.06	peak
3	10641.000	37.32	13.36	50.68	74.00	-23.32	peak
4	12225.000	35.11	17.75	52.86	74.00	-21.14	peak
5	12225.000	27.05	17.75	44.80	54.00	-9.20	AVG
6	13380.000	29.90	20.12	50.02	74.00	-23.98	peak
7	17989.000	23.66	26.04	49.70	74.00	-24.30	peak

Test Mode:	802.11ac VHT20	Frequency(MHz):	5320
Polarity:	Vertical	Test Voltage:	AC 120 V, 60 Hz



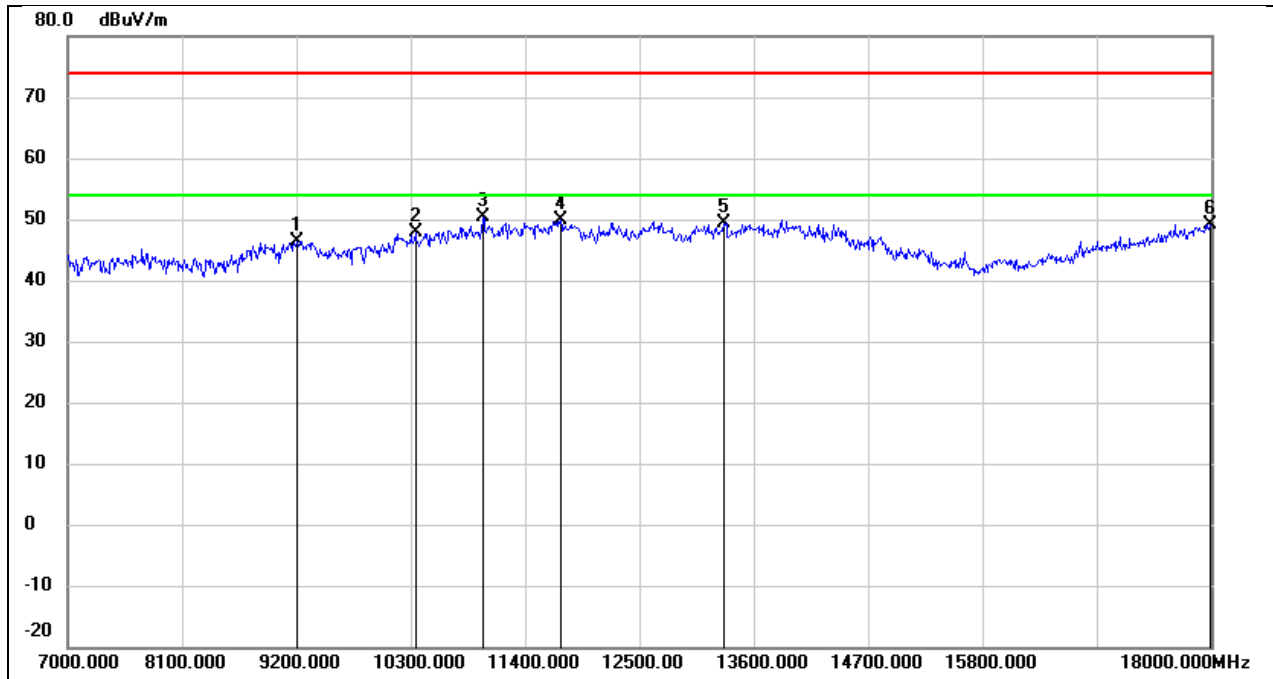
No.	Frequency (MHz)	Reading (dBuV)	Correct (dB/m)	Result (dBuV/m)	Limit (dBuV/m)	Margin (dB)	Remark
1	9189.000	36.68	10.46	47.14	74.00	-26.86	peak
2	10641.000	35.93	13.36	49.29	74.00	-24.71	peak
3	11070.000	35.42	15.01	50.43	74.00	-23.57	peak
4	12687.000	32.36	18.05	50.41	74.00	-23.59	peak
5	13633.000	29.58	20.97	50.55	74.00	-23.45	peak
6	17978.000	24.80	25.97	50.77	74.00	-23.23	peak

Test Mode:	802.11ac VHT20	Frequency(MHz):	5500
Polarity:	Horizontal	Test Voltage:	AC 120 V, 60 Hz



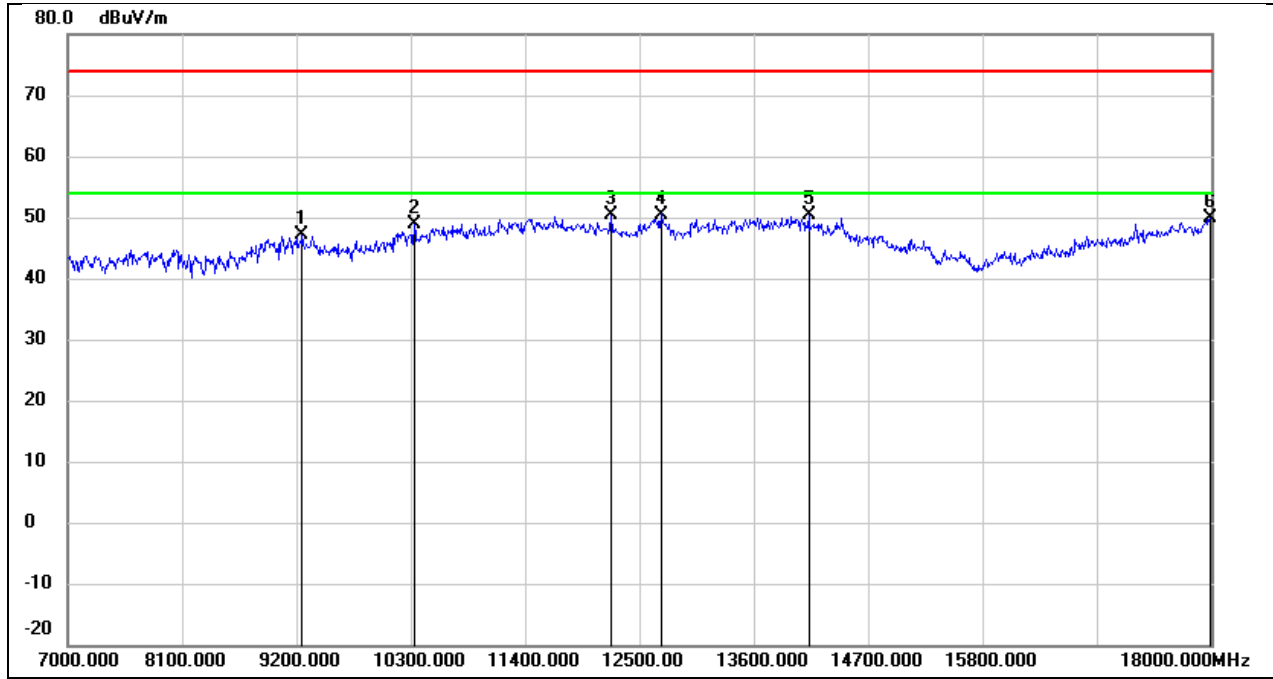
No.	Frequency (MHz)	Reading (dBuV)	Correct (dB/m)	Result (dBuV/m)	Limit (dBuV/m)	Margin (dB)	Remark
1	9189.000	35.63	10.46	46.09	74.00	-27.91	peak
2	11048.000	35.01	14.91	49.92	74.00	-24.08	peak
3	12225.000	33.77	17.75	51.52	74.00	-22.48	peak
4	12225.000	25.55	17.75	43.30	54.00	-10.70	AVG
5	12698.000	31.74	18.08	49.82	74.00	-24.18	peak
6	13545.000	29.23	20.75	49.98	74.00	-24.02	peak
7	17989.000	24.18	26.04	50.22	74.00	-23.78	peak

Test Mode:	802.11ac VHT20	Frequency(MHz):	5500
Polarity:	Vertical	Test Voltage:	AC 120 V, 60 Hz



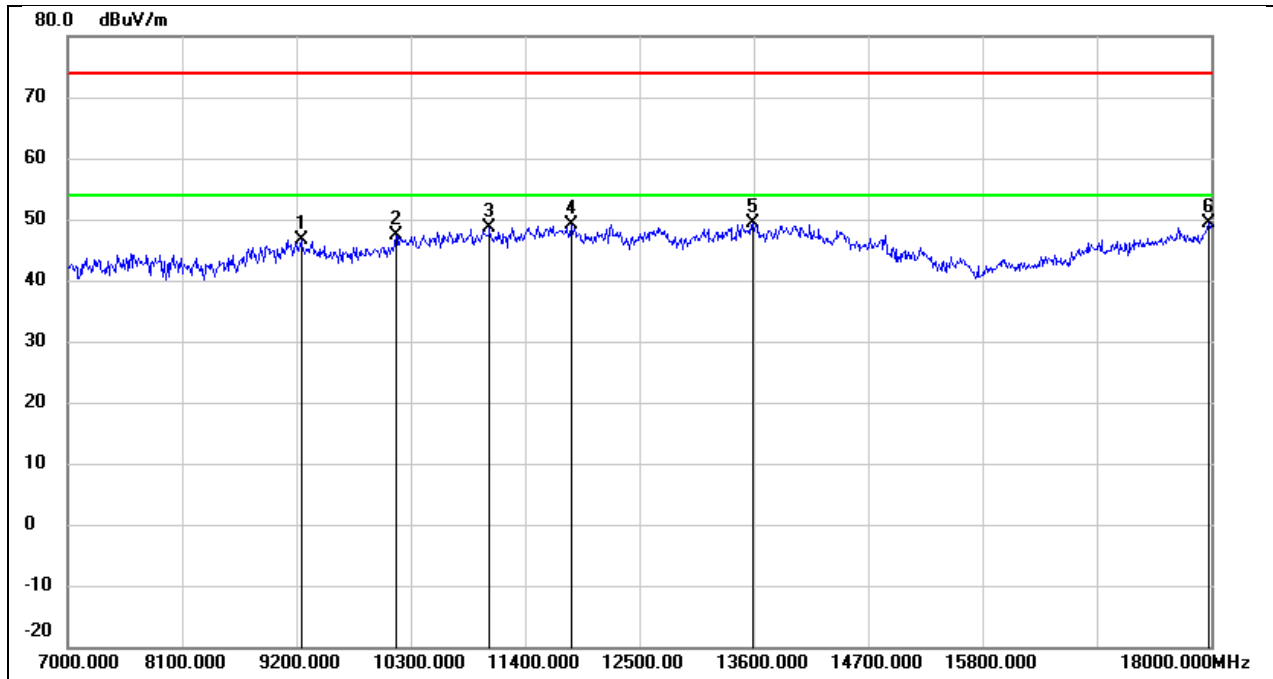
No.	Frequency (MHz)	Reading (dBuV)	Correct (dB/m)	Result (dBuV/m)	Limit (dBuV/m)	Margin (dB)	Remark
1	9211.000	35.87	10.47	46.34	74.00	-27.66	peak
2	10344.000	35.38	12.49	47.87	74.00	-26.13	peak
3	10993.000	35.63	14.70	50.33	74.00	-23.67	peak
4	11741.000	32.59	17.22	49.81	74.00	-24.19	peak
5	13314.000	29.58	19.83	49.41	74.00	-24.59	peak
6	17989.000	23.17	26.04	49.21	74.00	-24.79	peak

Test Mode:	802.11ac VHT20	Frequency(MHz):	5580
Polarity:	Horizontal	Test Voltage:	AC 120 V, 60 Hz



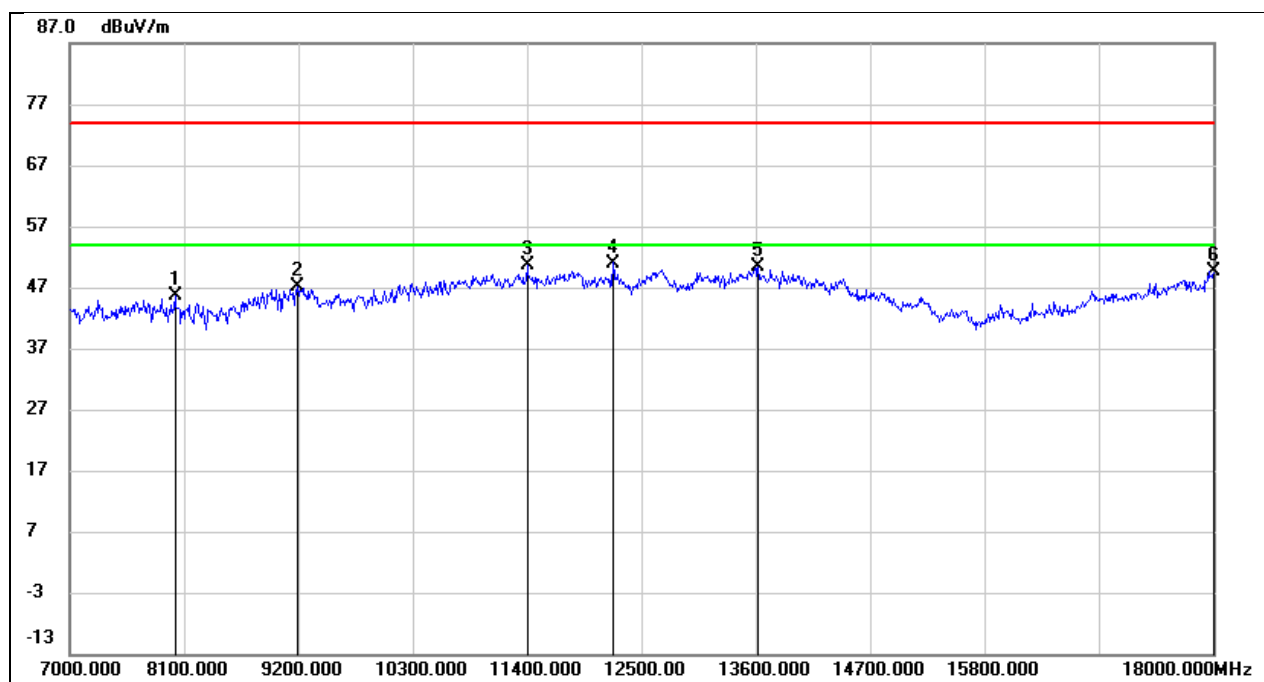
No.	Frequency (MHz)	Reading (dBuV)	Correct (dB/m)	Result (dBuV/m)	Limit (dBuV/m)	Margin (dB)	Remark
1	9255.000	36.71	10.51	47.22	74.00	-26.78	peak
2	10333.000	36.30	12.47	48.77	74.00	-25.23	peak
3	12225.000	32.67	17.75	50.42	74.00	-23.58	peak
4	12709.000	32.41	18.09	50.50	74.00	-23.50	peak
5	14128.000	29.05	21.34	50.39	74.00	-23.61	peak
6	17989.000	23.90	26.04	49.94	74.00	-24.06	peak

Test Mode:	802.11ac VHT20	Frequency(MHz):	5580
Polarity:	Vertical	Test Voltage:	AC 120 V, 60 Hz



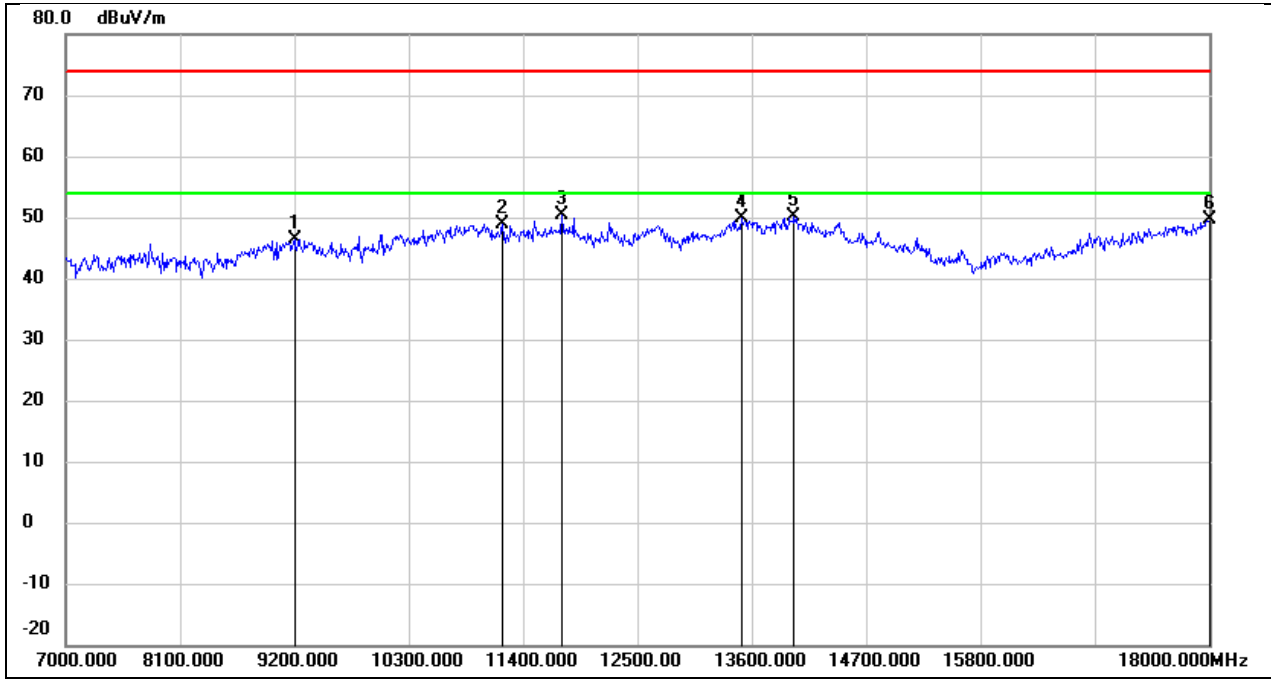
No.	Frequency (MHz)	Reading (dBuV)	Correct (dB/m)	Result (dBuV/m)	Limit (dBuV/m)	Margin (dB)	Remark
1	9244.000	36.14	10.49	46.63	74.00	-27.37	peak
2	10157.000	35.20	12.10	47.30	74.00	-26.70	peak
3	11059.000	33.65	14.96	48.61	74.00	-25.39	peak
4	11840.000	31.75	17.40	49.15	74.00	-24.85	peak
5	13589.000	28.40	20.86	49.26	74.00	-24.74	peak
6	17978.000	23.46	25.97	49.43	74.00	-24.57	peak

Test Mode:	802.11ac VHT20	Frequency(MHz):	5700
Polarity:	Horizontal	Test Voltage:	AC 120 V, 60 Hz



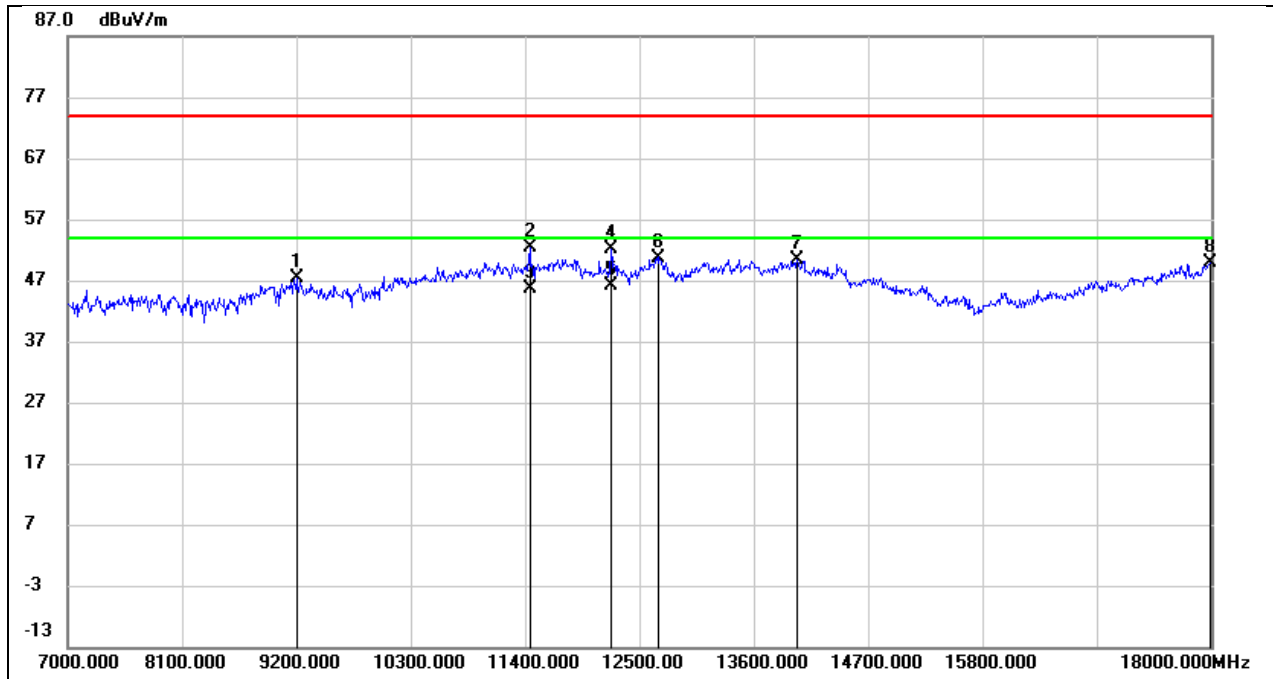
No.	Frequency (MHz)	Reading (dBuV)	Correct (dB/m)	Result (dBuV/m)	Limit (dBuV/m)	Margin (dB)	Remark
1	8012.000	39.09	6.44	45.53	74.00	-28.47	peak
2	9189.000	36.62	10.46	47.08	74.00	-26.92	peak
3	11400.000	34.30	16.36	50.66	74.00	-23.34	peak
4	12225.000	33.25	17.75	51.00	74.00	-23.00	peak
5	13622.000	29.43	20.95	50.38	74.00	-23.62	peak
6	18000.000	23.44	26.12	49.56	74.00	-24.44	peak

Test Mode:	802.11ac VHT20	Frequency(MHz):	5700
Polarity:	Vertical	Test Voltage:	AC 120 V, 60 Hz



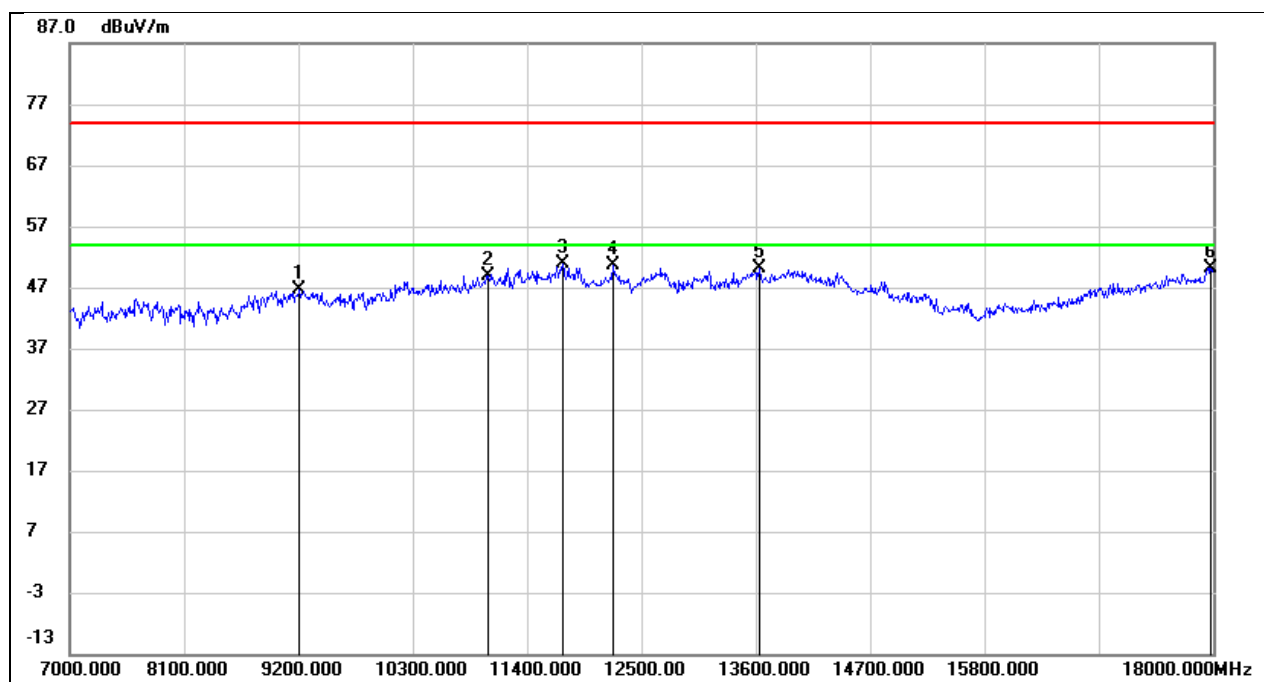
No.	Frequency (MHz)	Reading (dBuV)	Correct (dB/m)	Result (dBuV/m)	Limit (dBuV/m)	Margin (dB)	Remark
1	9200.000	35.90	10.46	46.36	74.00	-27.64	peak
2	11202.000	33.35	15.55	48.90	74.00	-25.10	peak
3	11774.000	33.16	17.28	50.44	74.00	-23.56	peak
4	13501.000	29.12	20.64	49.76	74.00	-24.24	peak
5	14007.000	28.23	21.85	50.08	74.00	-23.92	peak
6	18000.000	23.46	26.12	49.58	74.00	-24.42	peak

Test Mode:	802.11ac VHT20	Frequency(MHz):	5720
Polarity:	Horizontal	Test Voltage:	AC 120 V, 60 Hz



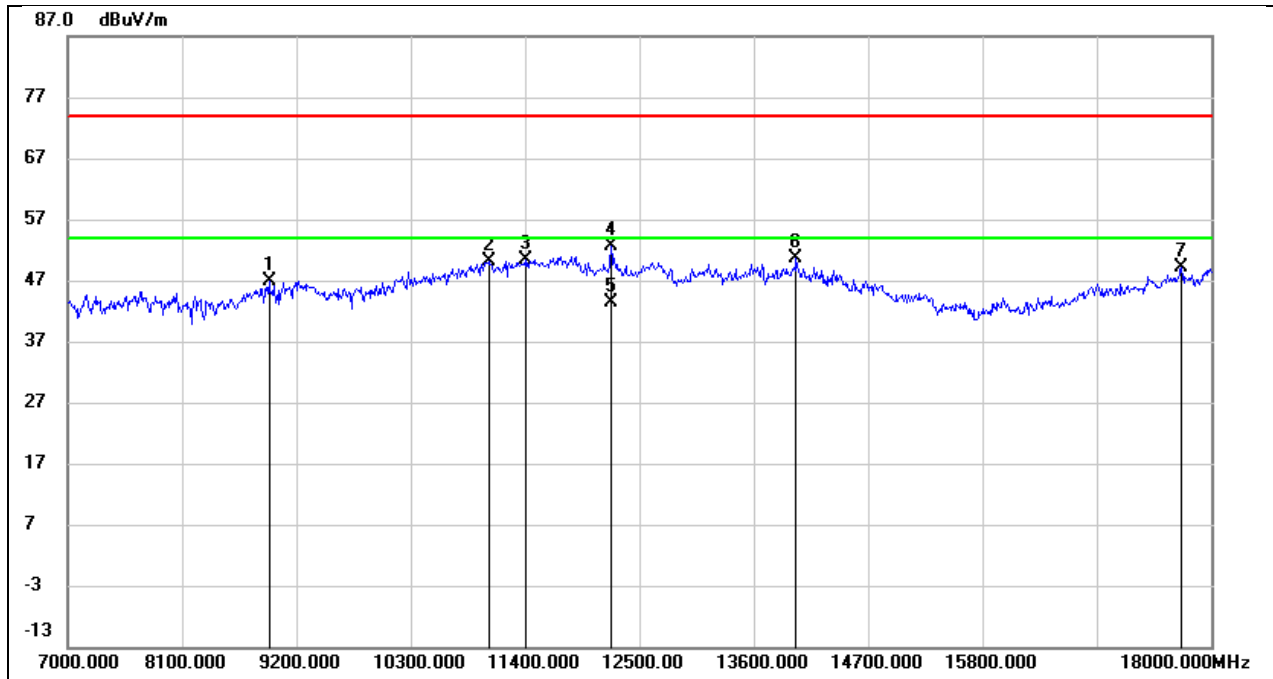
No.	Frequency (MHz)	Reading (dBuV)	Correct (dB/m)	Result (dBuV/m)	Limit (dBuV/m)	Margin (dB)	Remark
1	9200.000	36.97	10.46	47.43	74.00	-26.57	peak
2	11444.000	35.83	16.53	52.36	74.00	-21.64	peak
3	11444.000	29.17	16.53	45.70	54.00	-8.30	AVG
4	12225.000	34.33	17.75	52.08	74.00	-21.92	peak
5	12225.000	28.45	17.75	46.20	54.00	-7.80	AVG
6	12687.000	32.70	18.05	50.75	74.00	-23.25	peak
7	14018.000	28.53	21.80	50.33	74.00	-23.67	peak
8	17989.000	23.83	26.04	49.87	74.00	-24.13	peak

Test Mode:	802.11ac VHT20	Frequency(MHz):	5720
Polarity:	Vertical	Test Voltage:	AC 120 V, 60 Hz



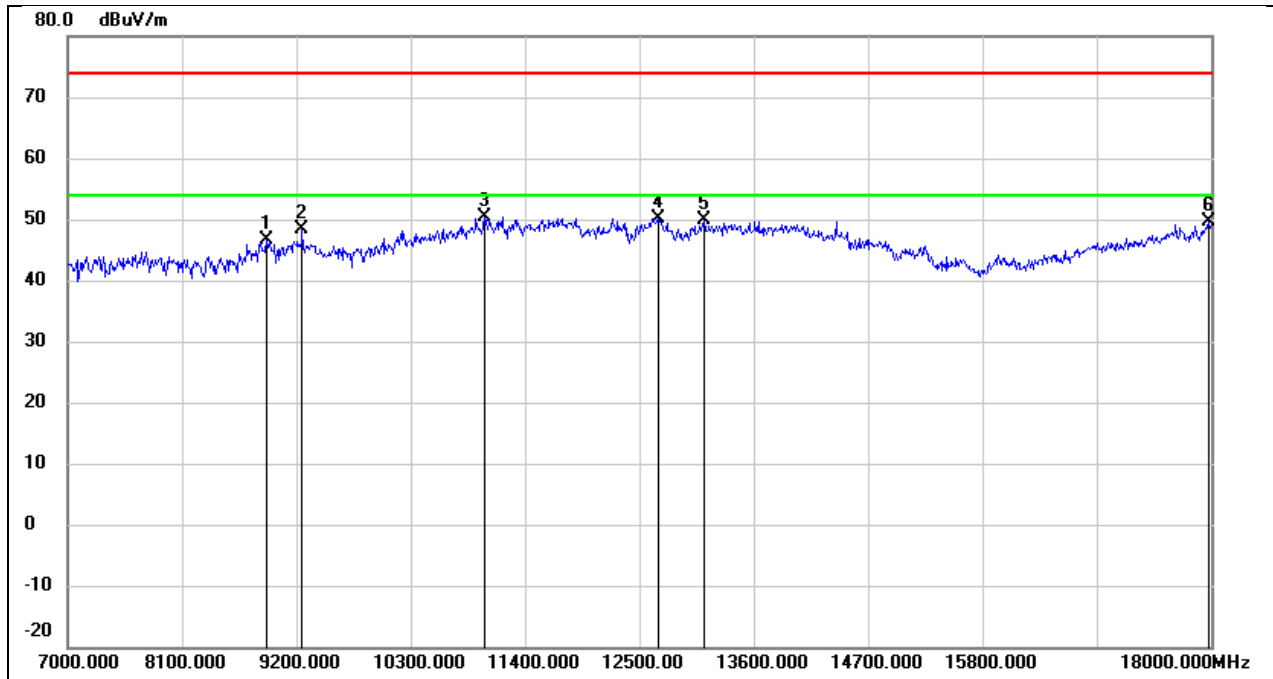
No.	Frequency (MHz)	Reading (dBuV)	Correct (dB/m)	Result (dBuV/m)	Limit (dBuV/m)	Margin (dB)	Remark
1	9211.000	36.11	10.47	46.58	74.00	-27.42	peak
2	11026.000	34.08	14.82	48.90	74.00	-25.10	peak
3	11741.000	33.71	17.22	50.93	74.00	-23.07	peak
4	12225.000	32.88	17.75	50.63	74.00	-23.37	peak
5	13633.000	29.13	20.97	50.10	74.00	-23.90	peak
6	17978.000	24.27	25.97	50.24	74.00	-23.76	peak

Test Mode:	802.11ac VHT20	Frequency(MHz):	5745
Polarity:	Horizontal	Test Voltage:	AC 120 V, 60 Hz



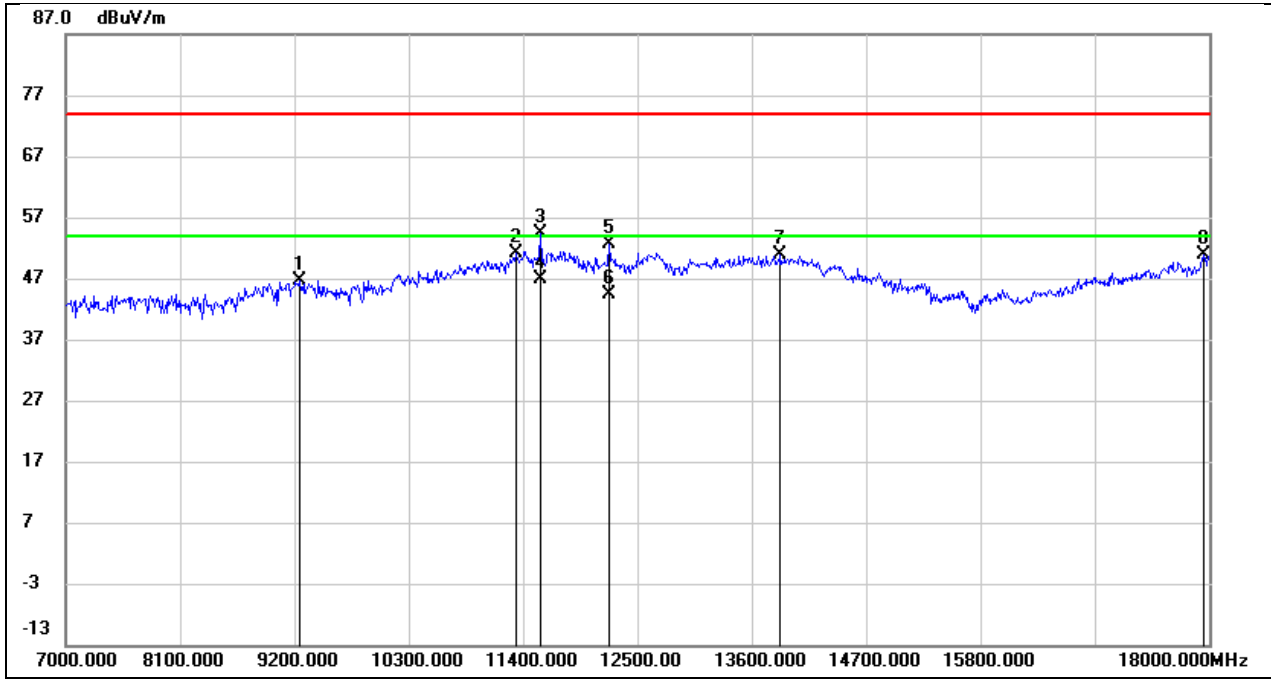
No.	Frequency (MHz)	Reading (dBuV)	Correct (dB/m)	Result (dBuV/m)	Limit (dBuV/m)	Margin (dB)	Remark
1	8936.000	37.10	9.90	47.00	74.00	-27.00	peak
2	11048.000	35.23	14.91	50.14	74.00	-23.86	peak
3	11411.000	34.05	16.41	50.46	74.00	-23.54	peak
4	12225.000	34.77	17.75	52.52	74.00	-21.48	peak
5	12225.000	25.53	17.75	43.28	54.00	-10.72	AVG
6	14007.000	28.89	21.85	50.74	74.00	-23.26	peak
7	17714.000	25.03	24.16	49.19	74.00	-24.81	peak

Test Mode:	802.11ac VHT20	Frequency(MHz):	5745
Polarity:	Vertical	Test Voltage:	AC 120 V, 60 Hz



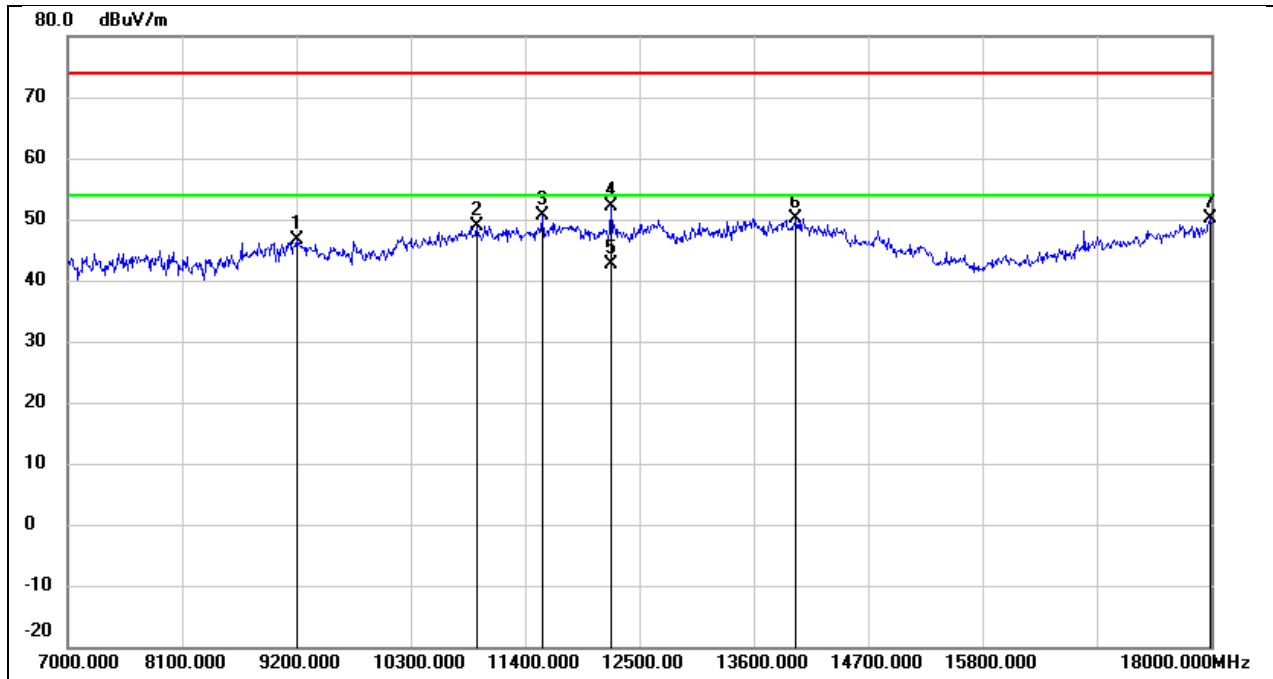
No.	Frequency (MHz)	Reading (dBuV)	Correct (dB/m)	Result (dBuV/m)	Limit (dBuV/m)	Margin (dB)	Remark
1	8914.000	36.99	9.75	46.74	74.00	-27.26	peak
2	9255.000	37.88	10.51	48.39	74.00	-25.61	peak
3	11004.000	35.65	14.74	50.39	74.00	-23.61	peak
4	12676.000	32.20	18.05	50.25	74.00	-23.75	peak
5	13127.000	30.83	19.01	49.84	74.00	-24.16	peak
6	17978.000	23.76	25.97	49.73	74.00	-24.27	peak

Test Mode:	802.11ac VHT20	Frequency(MHz):	5785
Polarity:	Horizontal	Test Voltage:	AC 120 V, 60 Hz



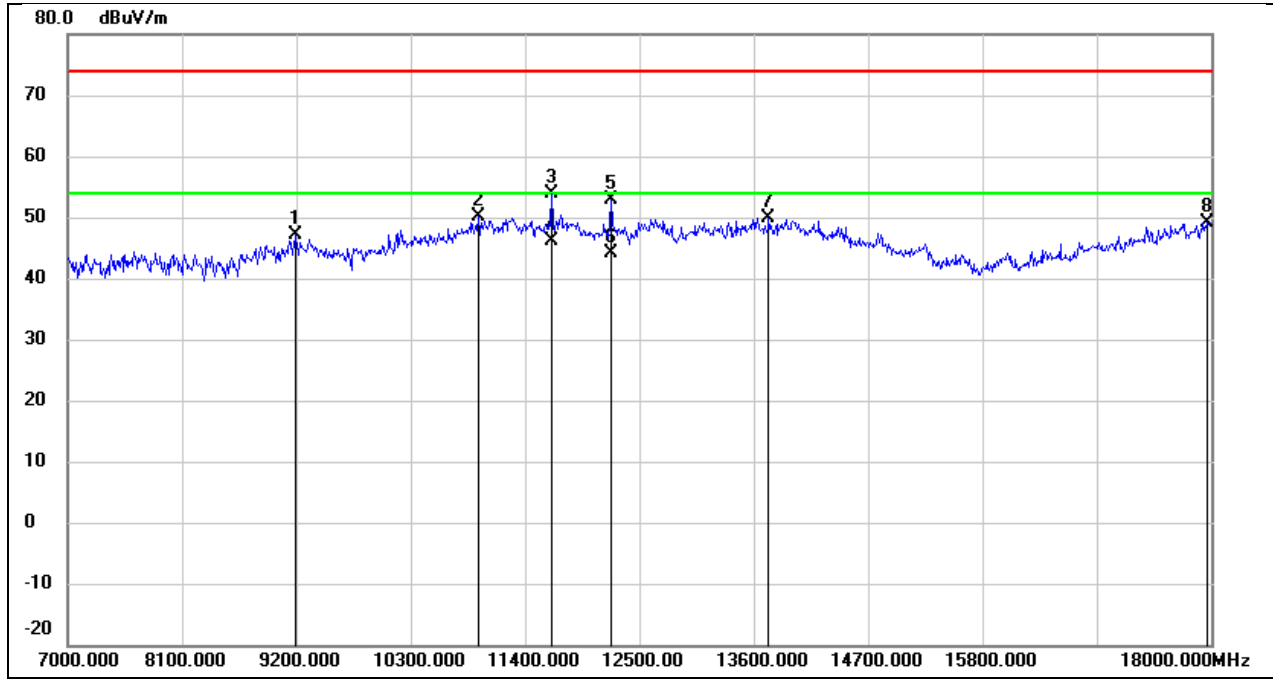
No.	Frequency (MHz)	Reading (dBuV)	Correct (dB/m)	Result (dBuV/m)	Limit (dBuV/m)	Margin (dB)	Remark
1	9255.000	36.12	10.50	46.62	74.00	-27.38	peak
2	11334.000	34.98	16.09	51.07	74.00	-22.93	peak
3	11565.000	37.39	16.89	54.28	74.00	-19.72	peak
4	11565.000	29.88	16.89	46.77	54.00	-7.23	AVG
5	12225.000	34.78	17.75	52.53	74.00	-21.47	peak
6	12225.000	26.75	17.75	44.50	54.00	-9.50	AVG
7	13875.000	29.33	21.57	50.90	74.00	-23.10	peak
8	17945.000	25.14	25.75	50.89	74.00	-23.11	peak

Test Mode:	802.11ac VHT20	Frequency(MHz):	5785
Polarity:	Vertical	Test Voltage:	AC 120 V, 60 Hz



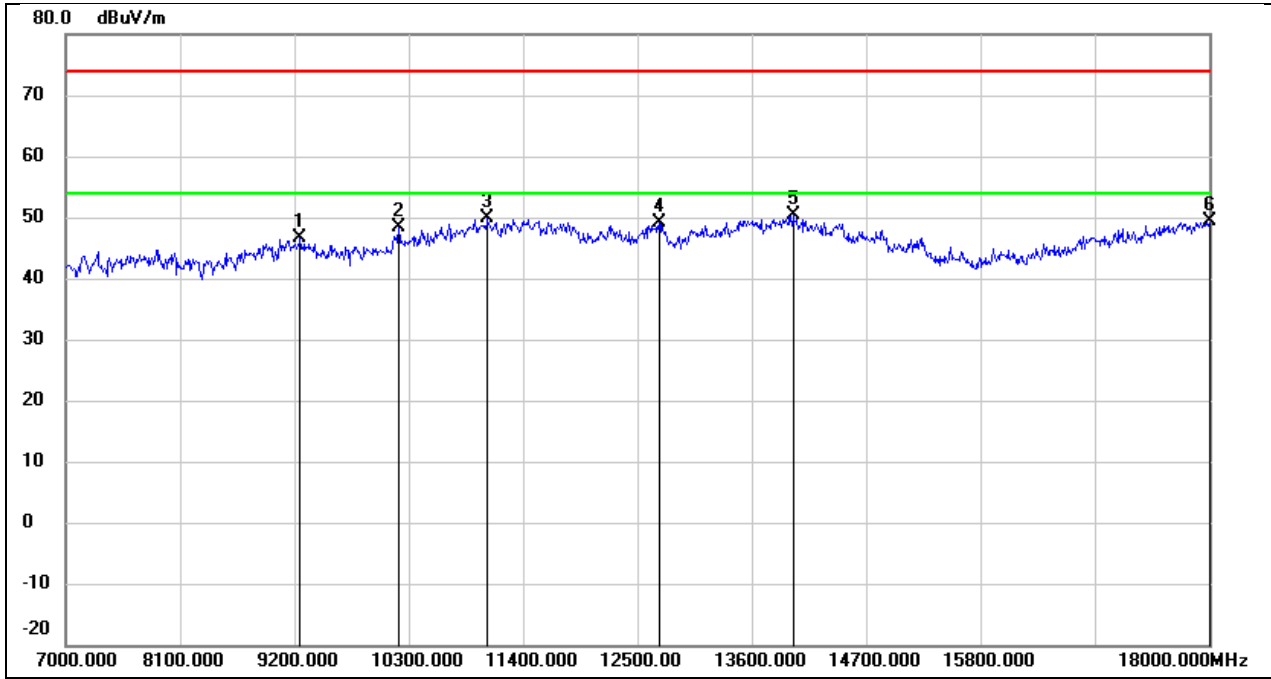
No.	Frequency (MHz)	Reading (dBuV)	Correct (dB/m)	Result (dBuV/m)	Limit (dBuV/m)	Margin (dB)	Remark
1	9200.000	36.15	10.46	46.61	74.00	-27.39	peak
2	10938.000	34.51	14.48	48.99	74.00	-25.01	peak
3	11565.000	33.62	16.89	50.51	74.00	-23.49	peak
4	12225.000	34.49	17.75	52.24	74.00	-21.76	peak
5	12225.000	24.95	17.75	42.70	54.00	-11.30	AVG
6	14007.000	28.40	21.85	50.25	74.00	-23.75	peak
7	17989.000	24.09	26.04	50.13	74.00	-23.87	peak

Test Mode:	802.11ac VHT20	Frequency(MHz):	5825
Polarity:	Horizontal	Test Voltage:	AC 120 V, 60 Hz



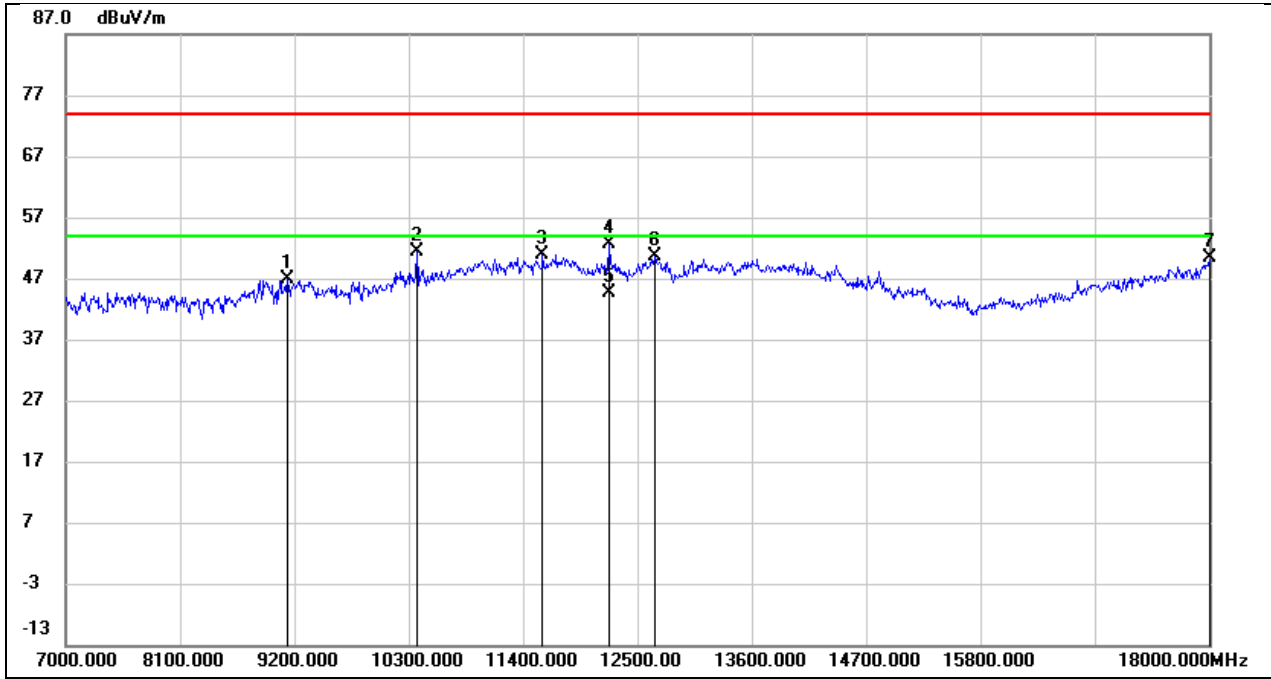
No.	Frequency (MHz)	Reading (dBuV)	Correct (dB/m)	Result (dBuV/m)	Limit (dBuV/m)	Margin (dB)	Remark
1	9189.000	36.56	10.46	47.02	74.00	-26.98	peak
2	10949.000	35.56	14.52	50.08	74.00	-23.92	peak
3	11653.000	36.71	17.05	53.76	74.00	-20.24	peak
4	11653.000	29.12	17.05	46.17	54.00	-7.83	AVG
5	12225.000	35.06	17.75	52.81	74.00	-21.19	peak
6	12225.000	26.45	17.75	44.20	74.00	-29.80	peak
7	13743.000	28.64	21.24	49.88	74.00	-24.12	peak
8	17956.000	23.37	25.82	49.19	74.00	-24.81	peak

Test Mode:	802.11ac VHT20	Frequency(MHz):	5825
Polarity:	Vertical	Test Voltage:	AC 120 V, 60 Hz



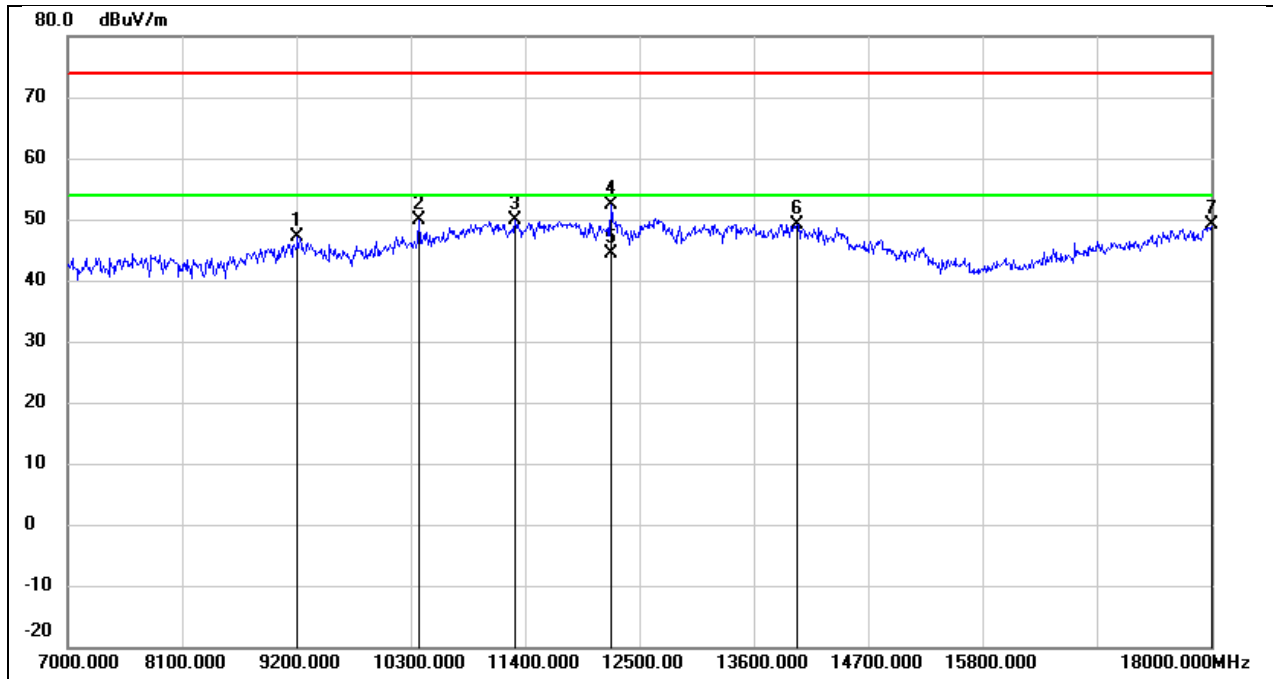
No.	Frequency (MHz)	Reading (dBuV)	Correct (dB/m)	Result (dBuV/m)	Limit (dBuV/m)	Margin (dB)	Remark
1	9255.000	36.04	10.51	46.55	74.00	-27.45	peak
2	10201.000	36.27	12.19	48.46	74.00	-25.54	peak
3	11059.000	34.81	14.96	49.77	74.00	-24.23	peak
4	12709.000	30.97	18.09	49.06	74.00	-24.94	peak
5	13996.000	28.62	21.87	50.49	74.00	-23.51	peak
6	18000.000	23.14	26.12	49.26	74.00	-24.74	peak

Test Mode:	802.11ac VHT40	Frequency(MHz):	5190
Polarity:	Horizontal	Test Voltage:	AC 120 V, 60 Hz



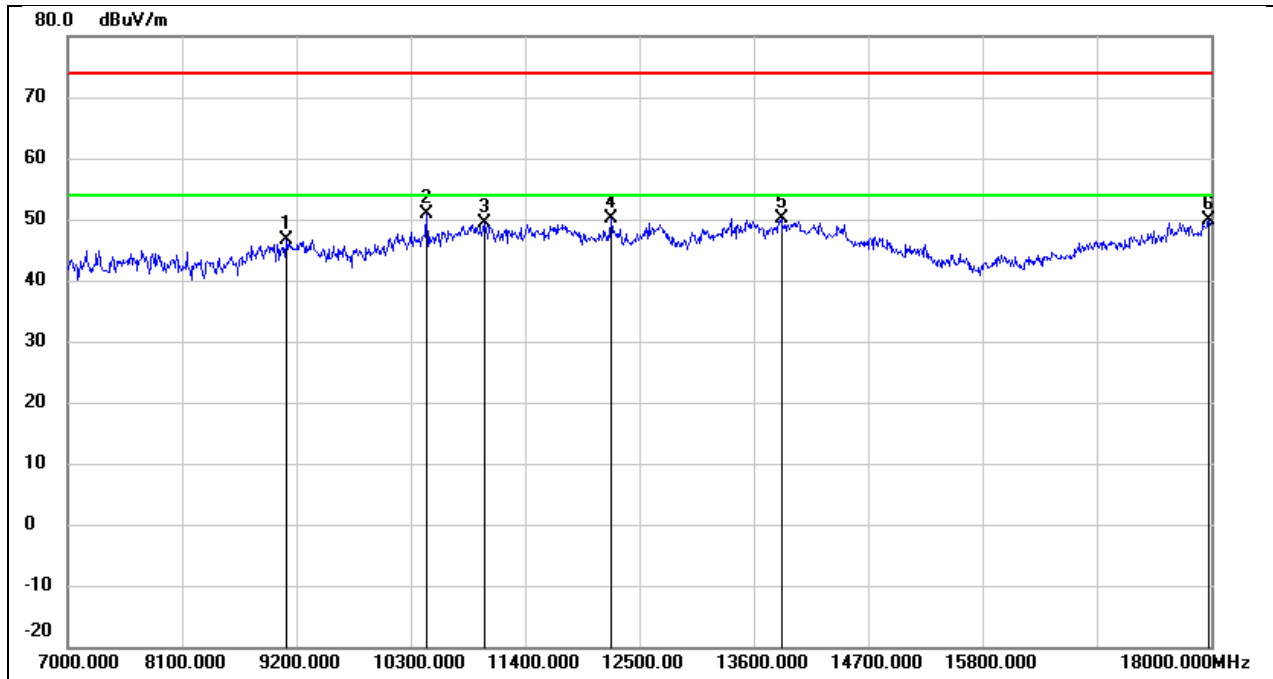
No.	Frequency (MHz)	Reading (dBuV)	Correct (dB/m)	Result (dBuV/m)	Limit (dBuV/m)	Margin (dB)	Remark
1	9134.000	36.48	10.41	46.89	74.00	-27.11	peak
2	10377.000	38.75	12.56	51.31	74.00	-22.69	peak
3	11587.000	33.88	16.93	50.81	74.00	-23.19	peak
4	12225.000	34.77	17.75	52.52	74.00	-21.48	peak
5	12225.000	26.97	17.75	44.72	54.00	-9.28	AVG
6	12665.000	32.51	18.04	50.55	74.00	-23.45	peak
7	18000.000	24.30	26.12	50.42	74.00	-23.58	peak

Test Mode:	802.11ac VHT40	Frequency(MHz):	5190
Polarity:	Vertical	Test Voltage:	AC 120 V, 60 Hz



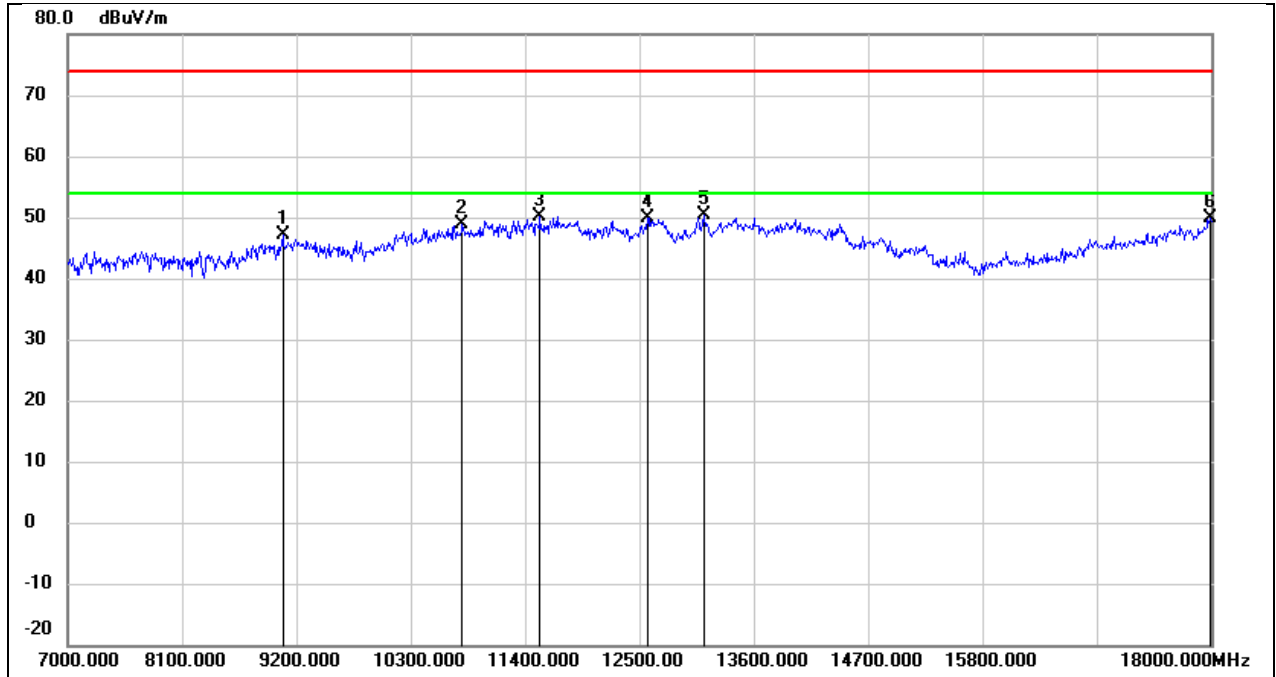
No.	Frequency (MHz)	Reading (dBuV)	Correct (dB/m)	Result (dBuV/m)	Limit (dBuV/m)	Margin (dB)	Remark
1	9211.000	36.62	10.47	47.09	74.00	-26.91	peak
2	10377.000	37.28	12.56	49.84	74.00	-24.16	peak
3	11301.000	33.86	15.95	49.81	74.00	-24.19	peak
4	12225.000	34.61	17.75	52.36	74.00	-21.64	peak
5	12225.000	26.55	17.75	44.30	54.00	-9.70	AVG
6	14018.000	27.37	21.80	49.17	74.00	-24.83	peak
7	18000.000	22.93	26.12	49.05	74.00	-24.95	peak

Test Mode:	802.11ac VHT40	Frequency(MHz):	5230
Polarity:	Horizontal	Test Voltage:	AC 120 V, 60 Hz



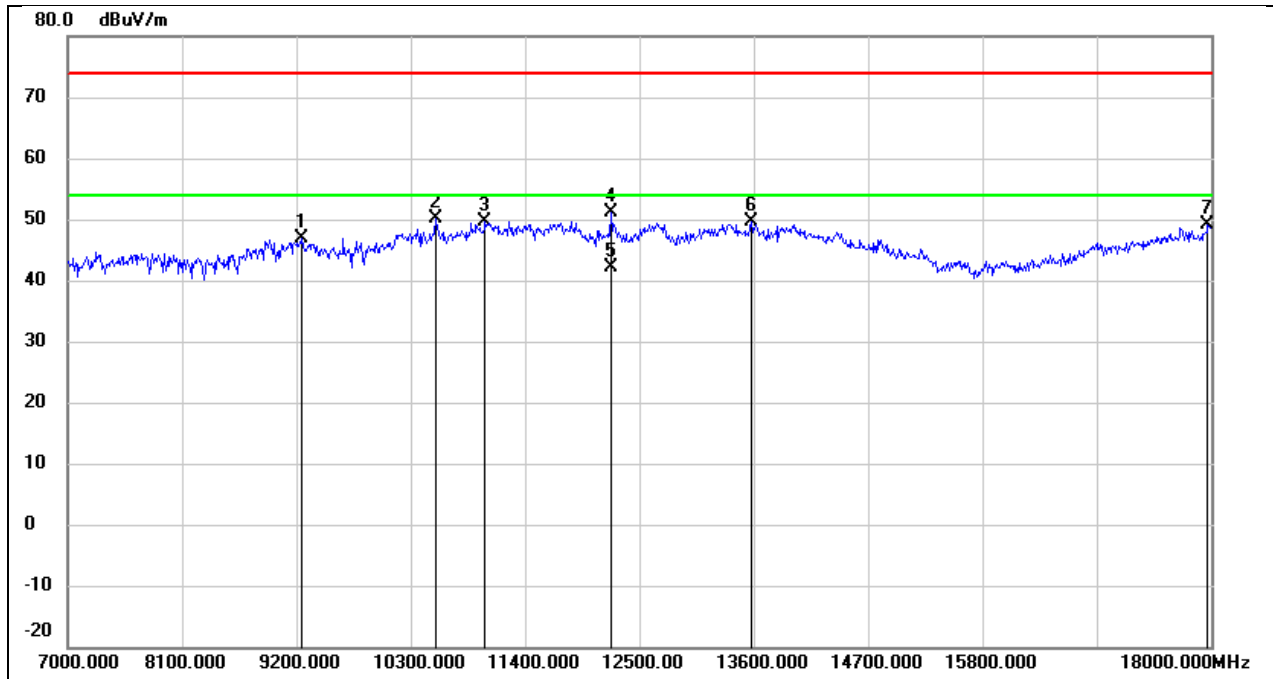
No.	Frequency (MHz)	Reading (dBuV)	Correct (dB/m)	Result (dBuV/m)	Limit (dBuV/m)	Margin (dB)	Remark
1	9101.000	36.28	10.40	46.68	74.00	-27.32	peak
2	10454.000	38.19	12.73	50.92	74.00	-23.08	peak
3	11004.000	34.68	14.74	49.42	74.00	-24.58	peak
4	12225.000	32.40	17.75	50.15	74.00	-23.85	peak
5	13864.000	28.59	21.53	50.12	74.00	-23.88	peak
6	17978.000	23.90	25.97	49.87	74.00	-24.13	peak

Test Mode:	802.11ac VHT40	Frequency(MHz):	5230
Polarity:	Vertical	Test Voltage:	AC 120 V, 60 Hz



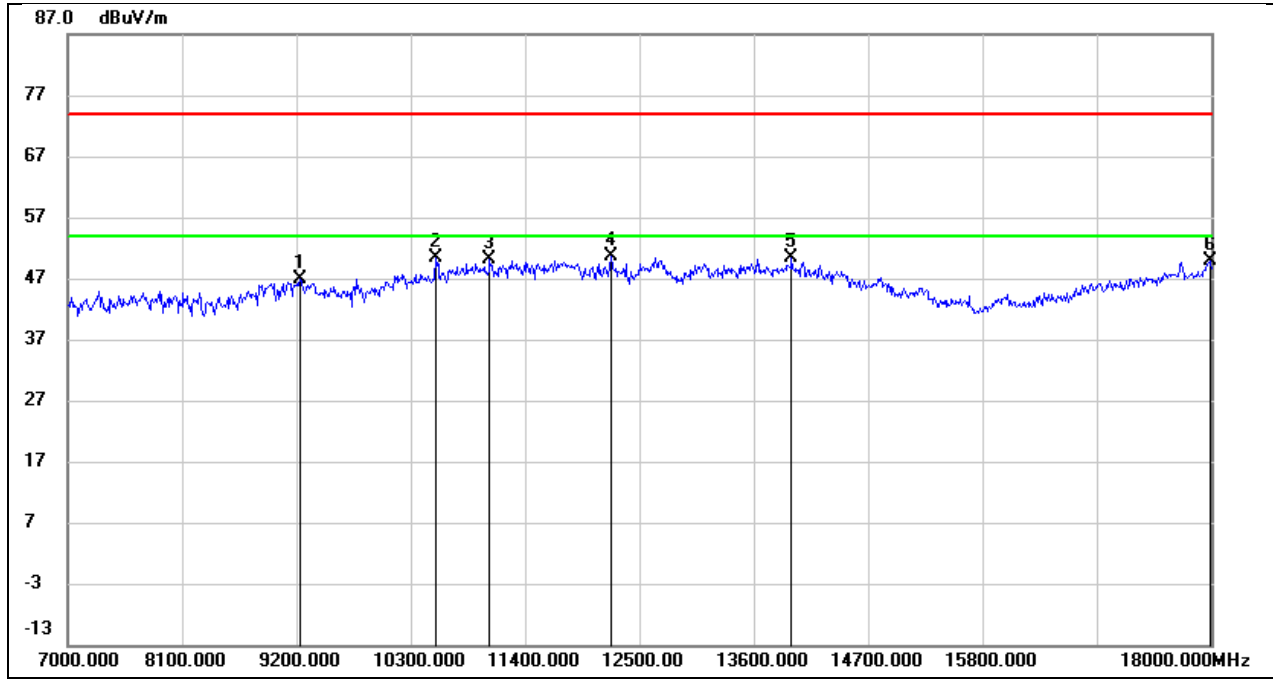
No.	Frequency (MHz)	Reading (dBuV)	Correct (dB/m)	Result (dBuV/m)	Limit (dBuV/m)	Margin (dB)	Remark
1	9068.000	36.74	10.39	47.13	74.00	-26.87	peak
2	10795.000	34.98	13.94	48.92	74.00	-25.08	peak
3	11543.000	33.26	16.84	50.10	74.00	-23.90	peak
4	12577.000	32.00	17.93	49.93	74.00	-24.07	peak
5	13116.000	31.32	18.96	50.28	74.00	-23.72	peak
6	17989.000	23.72	26.04	49.76	74.00	-24.24	peak

Test Mode:	802.11ac VHT40	Frequency(MHz):	5270
Polarity:	Horizontal	Test Voltage:	AC 120 V, 60 Hz



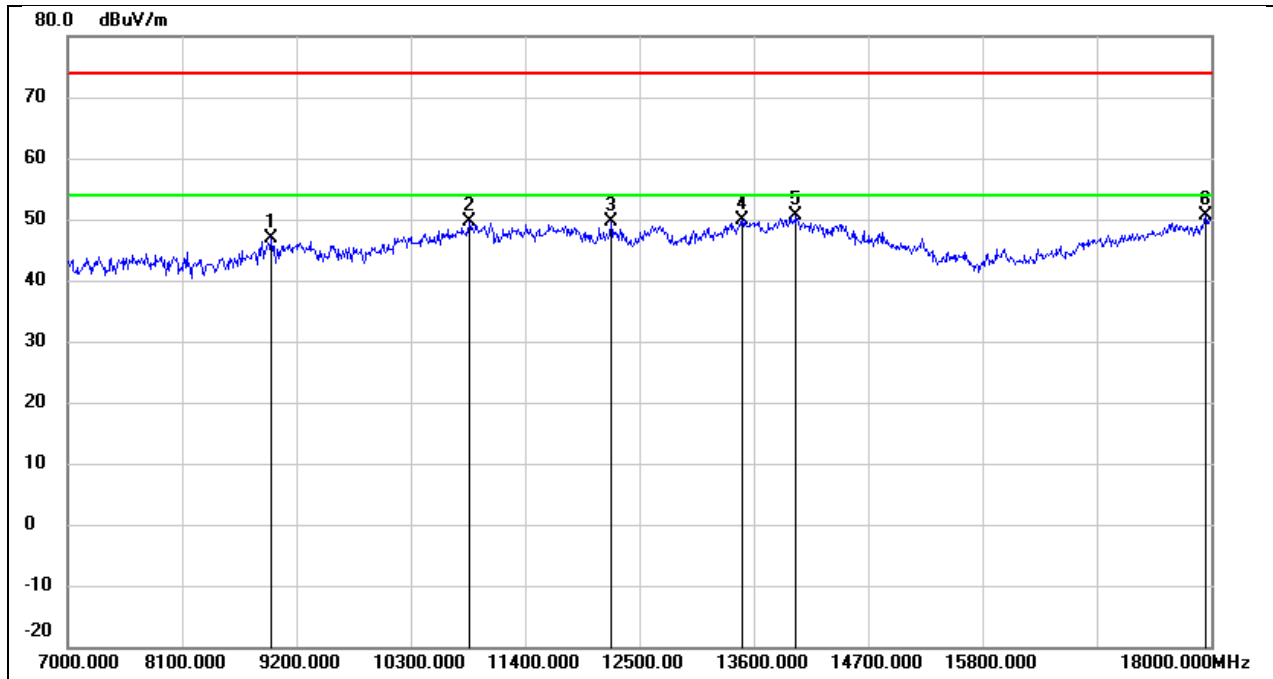
No.	Frequency (MHz)	Reading (dBuV)	Correct (dB/m)	Result (dBuV/m)	Limit (dBuV/m)	Margin (dB)	Remark
1	9255.000	36.34	10.51	46.85	74.00	-27.15	peak
2	10542.000	37.18	12.98	50.16	74.00	-23.84	peak
3	11015.000	34.96	14.79	49.75	74.00	-24.25	peak
4	12225.000	33.32	17.75	51.07	74.00	-22.93	peak
5	12225.000	24.35	17.75	42.10	54.00	-11.90	AVG
6	13578.000	28.90	20.83	49.73	74.00	-24.27	peak
7	17967.000	23.19	25.89	49.08	74.00	-24.92	peak

Test Mode:	802.11ac VHT40	Frequency(MHz):	5270
Polarity:	Vertical	Test Voltage:	AC 120 V, 60 Hz



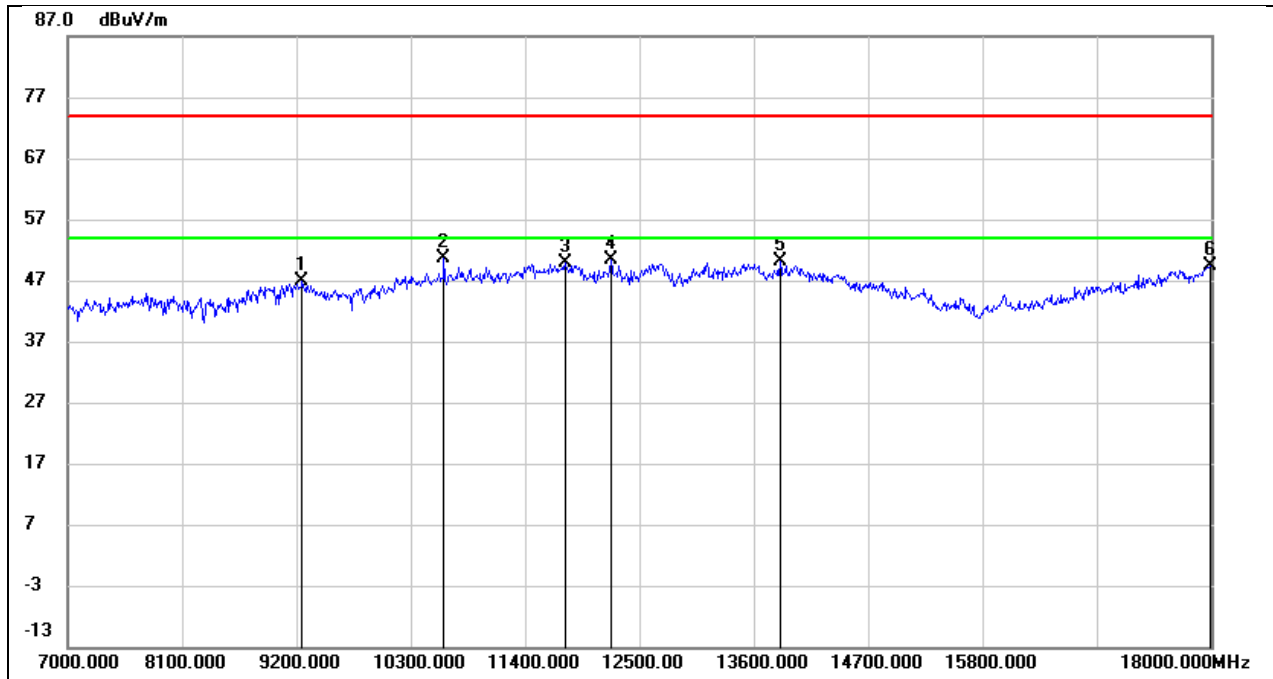
No.	Frequency (MHz)	Reading (dBuV)	Correct (dB/m)	Result (dBuV/m)	Limit (dBuV/m)	Margin (dB)	Remark
1	9233.000	36.50	10.48	46.98	74.00	-27.02	peak
2	10542.000	37.34	12.98	50.32	74.00	-23.68	peak
3	11059.000	35.19	14.96	50.15	74.00	-23.85	peak
4	12225.000	32.91	17.75	50.66	74.00	-23.34	peak
5	13963.000	28.63	21.78	50.41	74.00	-23.59	peak
6	17989.000	23.77	26.04	49.81	74.00	-24.19	peak

Test Mode:	802.11ac VHT40	Frequency(MHz):	5310
Polarity:	Horizontal	Test Voltage:	AC 120 V, 60 Hz



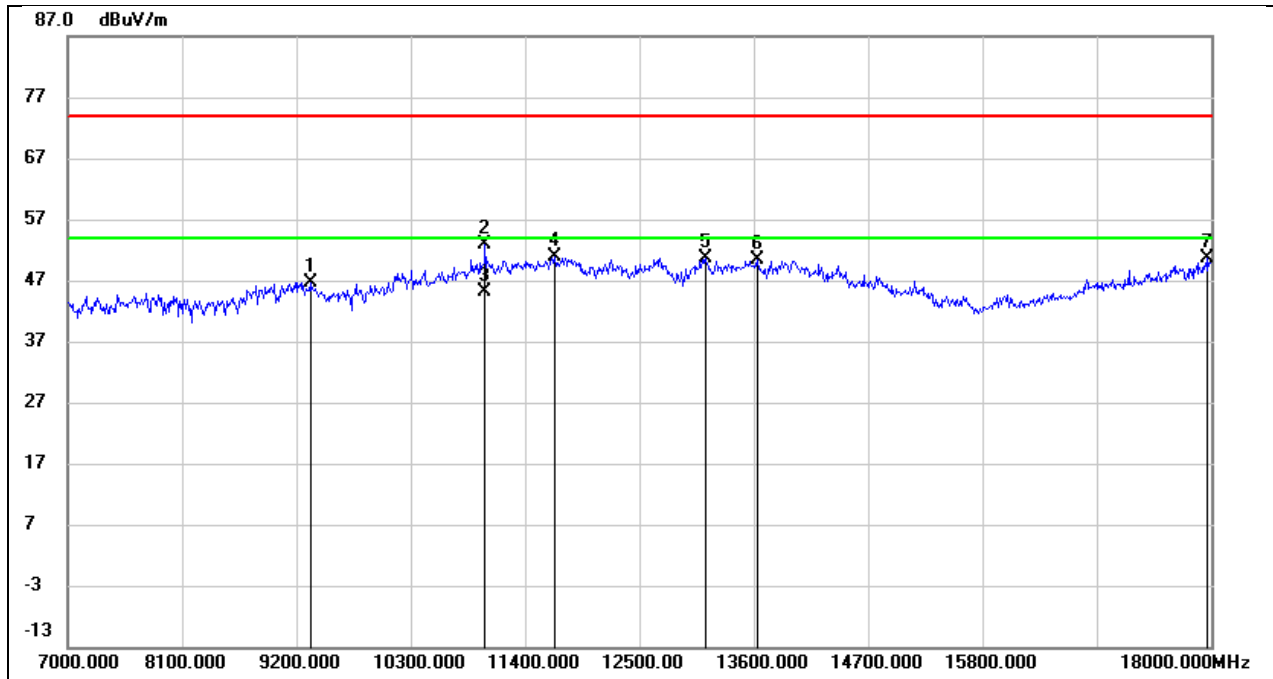
No.	Frequency (MHz)	Reading (dBuV)	Correct (dB/m)	Result (dBuV/m)	Limit (dBuV/m)	Margin (dB)	Remark
1	8958.000	36.87	10.05	46.92	74.00	-27.08	peak
2	10861.000	35.34	14.20	49.54	74.00	-24.46	peak
3	12225.000	31.89	17.75	49.64	74.00	-24.36	peak
4	13490.000	29.29	20.60	49.89	74.00	-24.11	peak
5	14007.000	28.77	21.85	50.62	74.00	-23.38	peak
6	17945.000	24.85	25.75	50.60	74.00	-23.40	peak

Test Mode:	802.11ac VHT40	Frequency(MHz):	5310
Polarity:	Vertical	Test Voltage:	AC 120 V, 60 Hz



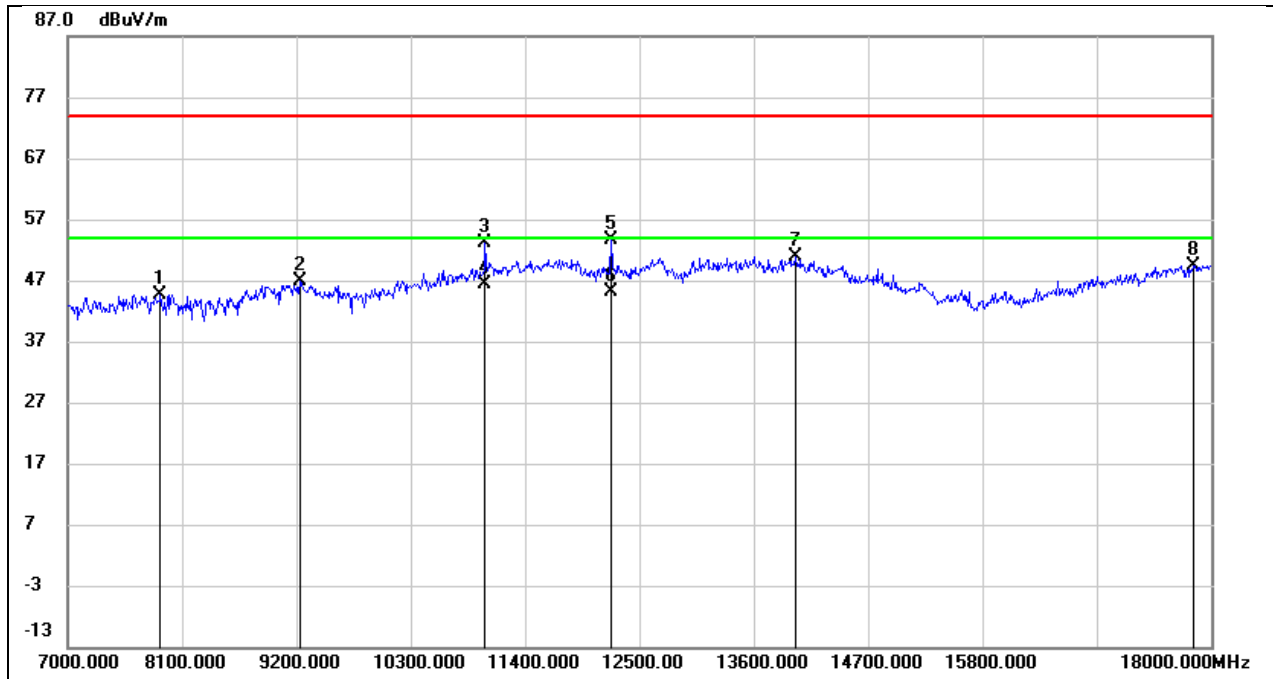
No.	Frequency (MHz)	Reading (dBuV)	Correct (dB/m)	Result (dBuV/m)	Limit (dBuV/m)	Margin (dB)	Remark
1	9255.000	36.44	10.50	46.94	74.00	-27.06	peak
2	10619.000	37.34	13.28	50.62	74.00	-23.38	peak
3	11785.000	32.54	17.30	49.84	74.00	-24.16	peak
4	12225.000	32.73	17.75	50.48	74.00	-23.52	peak
5	13853.000	28.70	21.52	50.22	74.00	-23.78	peak
6	17989.000	23.34	26.04	49.38	74.00	-24.62	peak

Test Mode:	802.11ac VHT40	Frequency(MHz):	5510
Polarity:	Horizontal	Test Voltage:	AC 120 V, 60 Hz



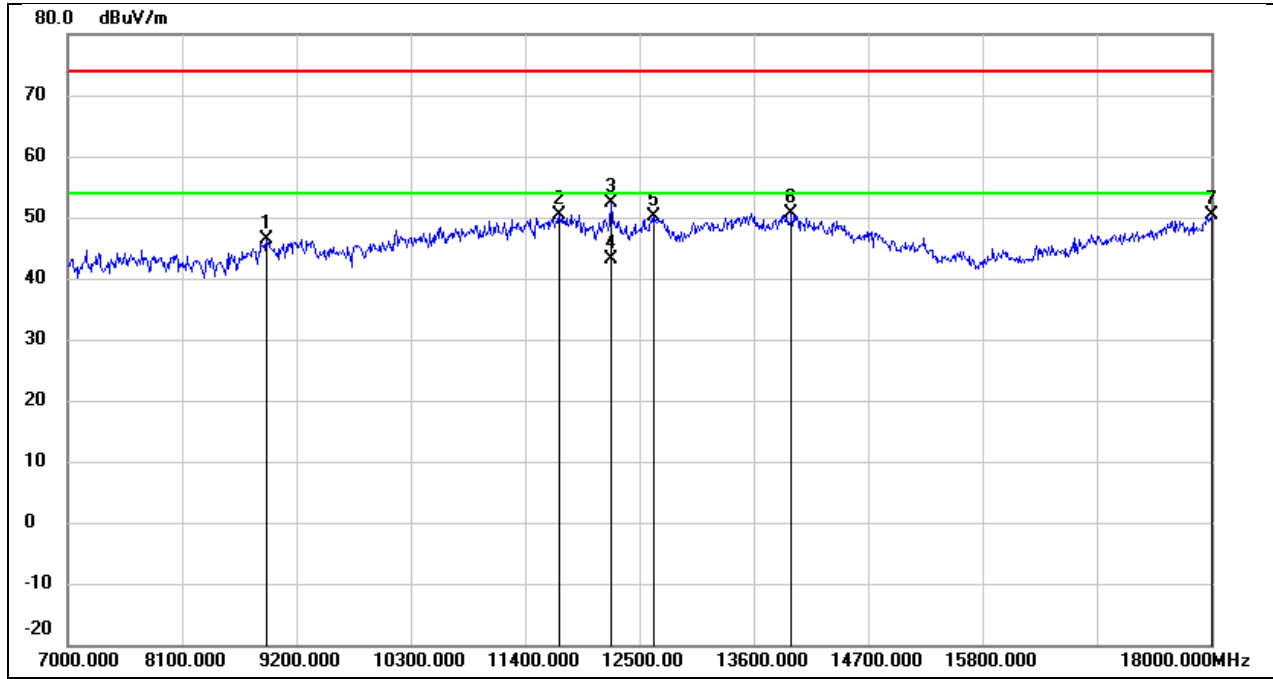
No.	Frequency (MHz)	Reading (dBuV)	Correct (dB/m)	Result (dBuV/m)	Limit (dBuV/m)	Margin (dB)	Remark
1	9332.000	36.18	10.54	46.72	74.00	-27.28	peak
2	11015.000	38.11	14.79	52.90	74.00	-21.10	peak
3	11015.000	30.31	14.79	45.10	54.00	-8.90	AVG
4	11686.000	33.64	17.12	50.76	74.00	-23.24	peak
5	13138.000	31.62	19.05	50.67	74.00	-23.33	peak
6	13633.000	29.40	20.97	50.37	74.00	-23.63	peak
7	17967.000	24.62	25.89	50.51	74.00	-23.49	peak

Test Mode:	802.11ac VHT40	Frequency(MHz):	5510
Polarity:	Vertical	Test Voltage:	AC 120 V, 60 Hz



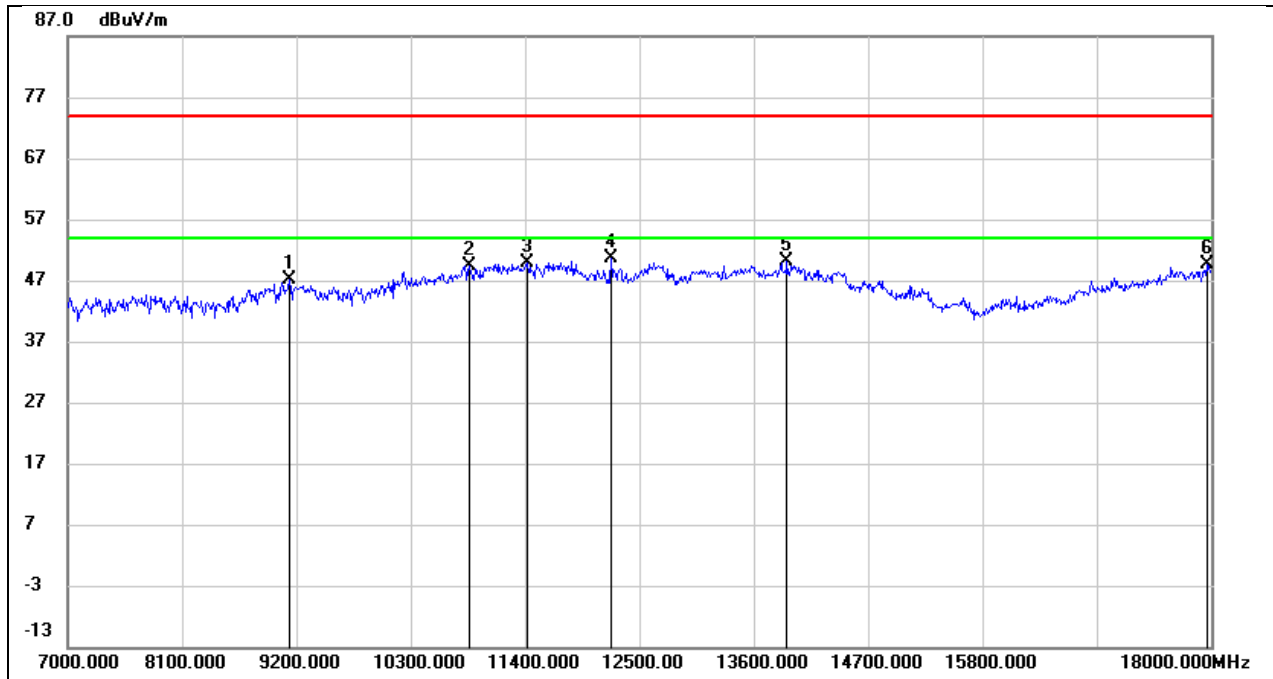
No.	Frequency (MHz)	Reading (dBuV)	Correct (dB/m)	Result (dBuV/m)	Limit (dBuV/m)	Margin (dB)	Remark
1	7891.000	38.17	6.52	44.69	74.00	-29.31	peak
2	9233.000	36.50	10.48	46.98	74.00	-27.02	peak
3	11015.000	38.40	14.79	53.19	74.00	-20.81	peak
4	11015.000	31.51	14.79	46.30	54.00	-7.70	AVG
5	12225.000	35.87	17.75	53.62	74.00	-20.38	peak
6	12225.000	27.35	17.75	45.10	54.00	-8.90	AVG
7	14007.000	29.10	21.85	50.95	74.00	-23.05	peak
8	17824.000	24.58	24.91	49.49	74.00	-24.51	peak

Test Mode:	802.11ac VHT40	Frequency(MHz):	5550
Polarity:	Horizontal	Test Voltage:	AC 120 V, 60 Hz



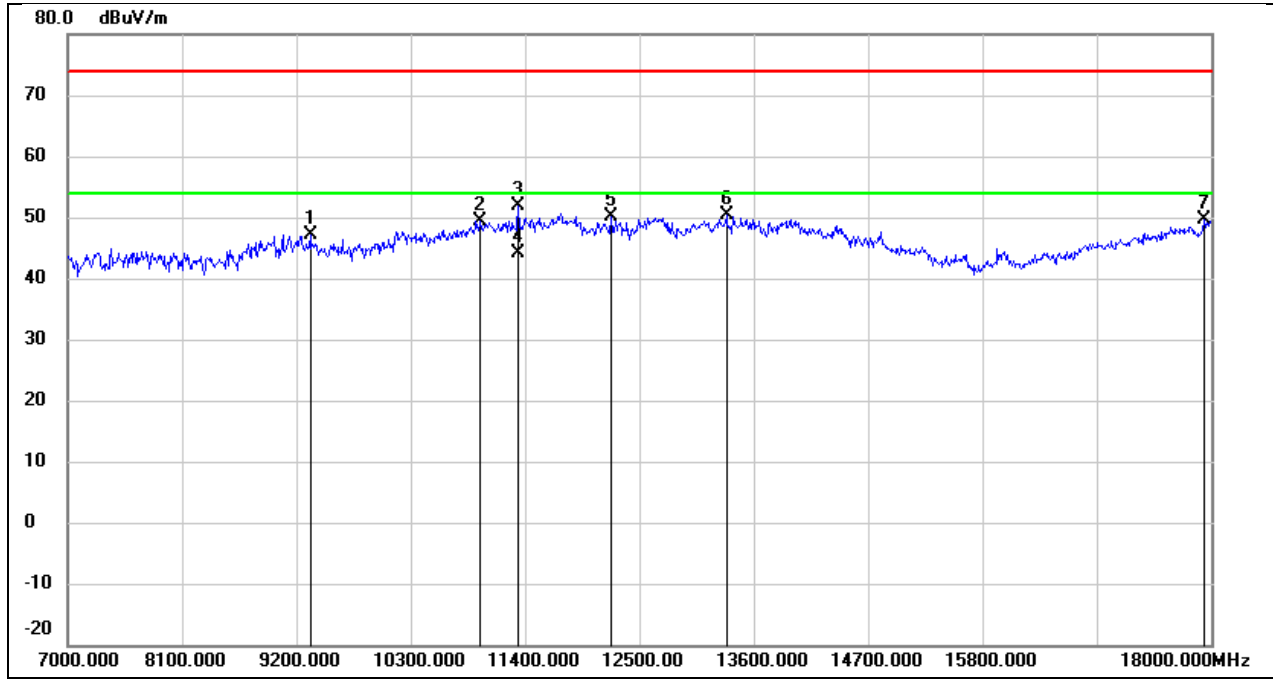
No.	Frequency (MHz)	Reading (dBuV)	Correct (dB/m)	Result (dBuV/m)	Limit (dBuV/m)	Margin (dB)	Remark
1	8914.000	36.57	9.75	46.32	74.00	-27.68	peak
2	11730.000	33.28	17.19	50.47	74.00	-23.53	peak
3	12225.000	34.65	17.75	52.40	74.00	-21.60	peak
4	12225.000	25.45	17.75	43.20	54.00	-10.80	AVG
5	12643.000	32.09	18.01	50.10	74.00	-23.90	peak
6	13963.000	28.84	21.78	50.62	74.00	-23.38	peak
7	18000.000	24.26	26.12	50.38	74.00	-23.62	peak

Test Mode:	802.11ac VHT40	Frequency(MHz):	5550
Polarity:	Vertical	Test Voltage:	AC 120 V, 60 Hz



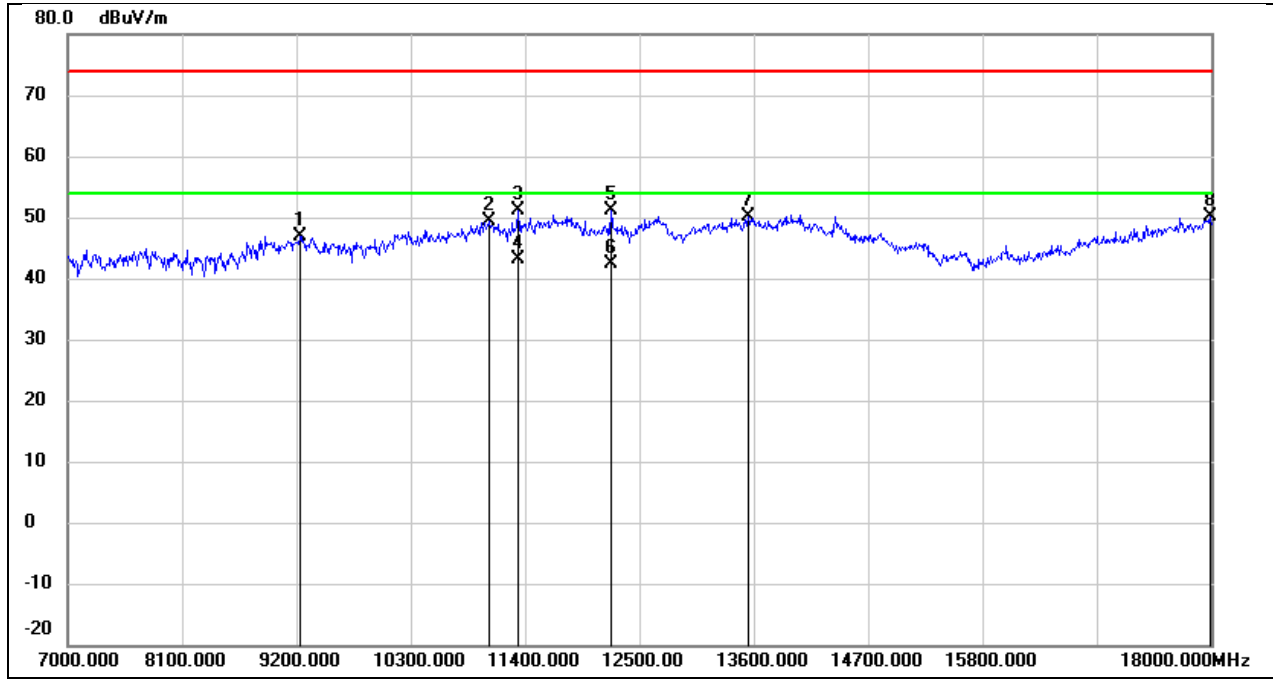
No.	Frequency (MHz)	Reading (dBuV)	Correct (dB/m)	Result (dBuV/m)	Limit (dBuV/m)	Margin (dB)	Remark
1	9134.000	36.83	10.41	47.24	74.00	-26.76	peak
2	10861.000	35.24	14.20	49.44	74.00	-24.56	peak
3	11422.000	33.51	16.46	49.97	74.00	-24.03	peak
4	12225.000	32.78	17.75	50.53	74.00	-23.47	peak
5	13919.000	28.45	21.68	50.13	74.00	-23.87	peak
6	17956.000	23.85	25.82	49.67	74.00	-24.33	peak

Test Mode:	802.11ac VHT40	Frequency(MHz):	5670
Polarity:	Horizontal	Test Voltage:	AC 120 V, 60 Hz



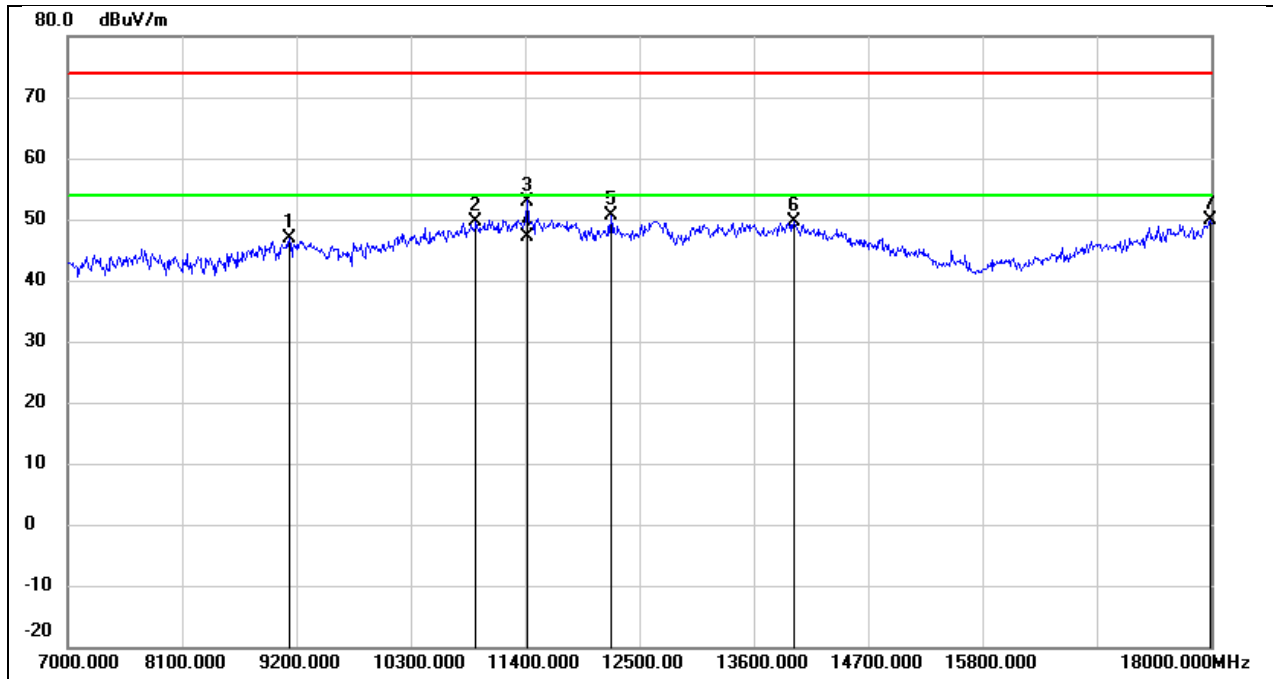
No.	Frequency (MHz)	Reading (dBuV)	Correct (dB/m)	Result (dBuV/m)	Limit (dBuV/m)	Margin (dB)	Remark
1	9332.000	36.67	10.54	47.21	74.00	-26.79	peak
2	10971.000	34.76	14.61	49.37	74.00	-24.63	peak
3	11334.000	35.81	16.09	51.90	74.00	-22.10	peak
4	11334.000	28.11	16.09	44.20	54.00	-9.80	AVG
5	12225.000	32.49	17.75	50.24	74.00	-23.76	peak
6	13336.000	30.45	19.93	50.38	74.00	-23.62	peak
7	17934.000	24.00	25.67	49.67	74.00	-24.33	peak

Test Mode:	802.11ac VHT40	Frequency(MHz):	5670
Polarity:	Vertical	Test Voltage:	AC 120 V, 60 Hz



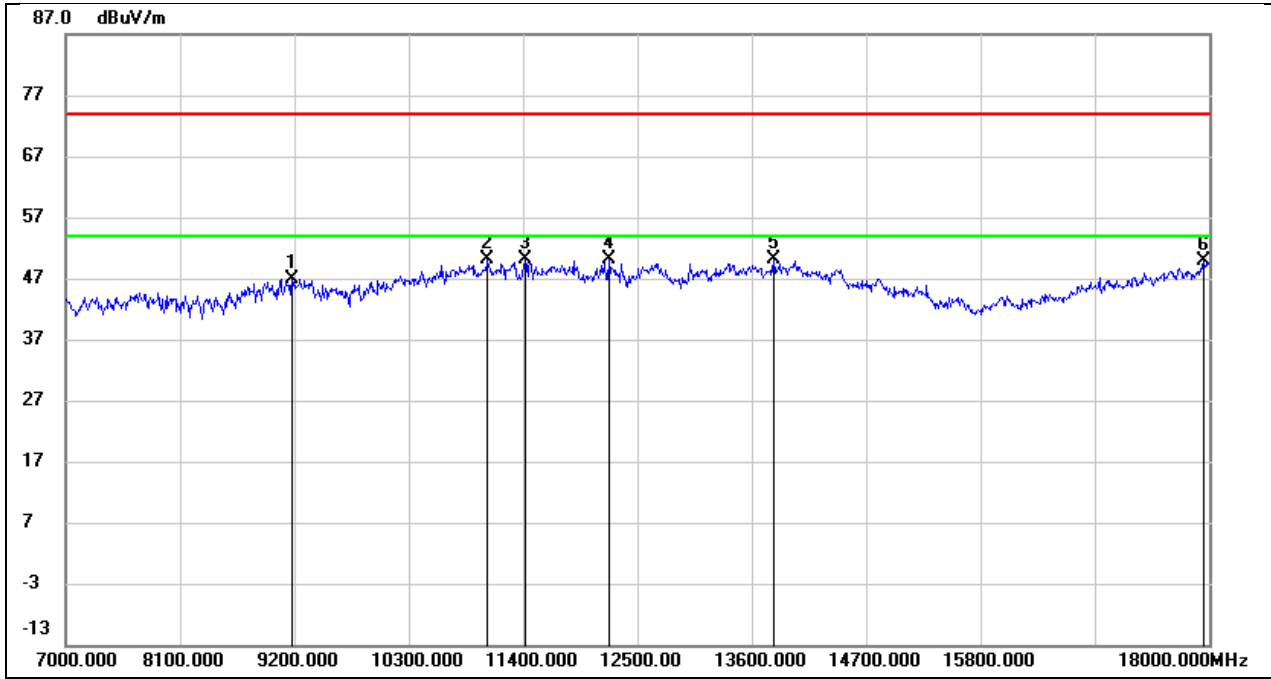
No.	Frequency (MHz)	Reading (dBuV)	Correct (dB/m)	Result (dBuV/m)	Limit (dBuV/m)	Margin (dB)	Remark
1	9233.000	36.52	10.48	47.00	74.00	-27.00	peak
2	11059.000	34.39	14.96	49.35	74.00	-24.65	peak
3	11334.000	34.98	16.09	51.07	74.00	-22.93	peak
4	11334.000	27.01	16.09	43.10	54.00	-10.90	AVG
5	12225.000	33.27	17.75	51.02	74.00	-22.98	peak
6	12225.000	24.75	17.75	42.50	54.00	-11.50	AVG
7	13545.000	29.42	20.75	50.17	74.00	-23.83	peak
8	17989.000	24.18	26.04	50.22	74.00	-23.78	peak

Test Mode:	802.11ac VHT40	Frequency(MHz):	5710
Polarity:	Horizontal	Test Voltage:	AC 120 V, 60 Hz



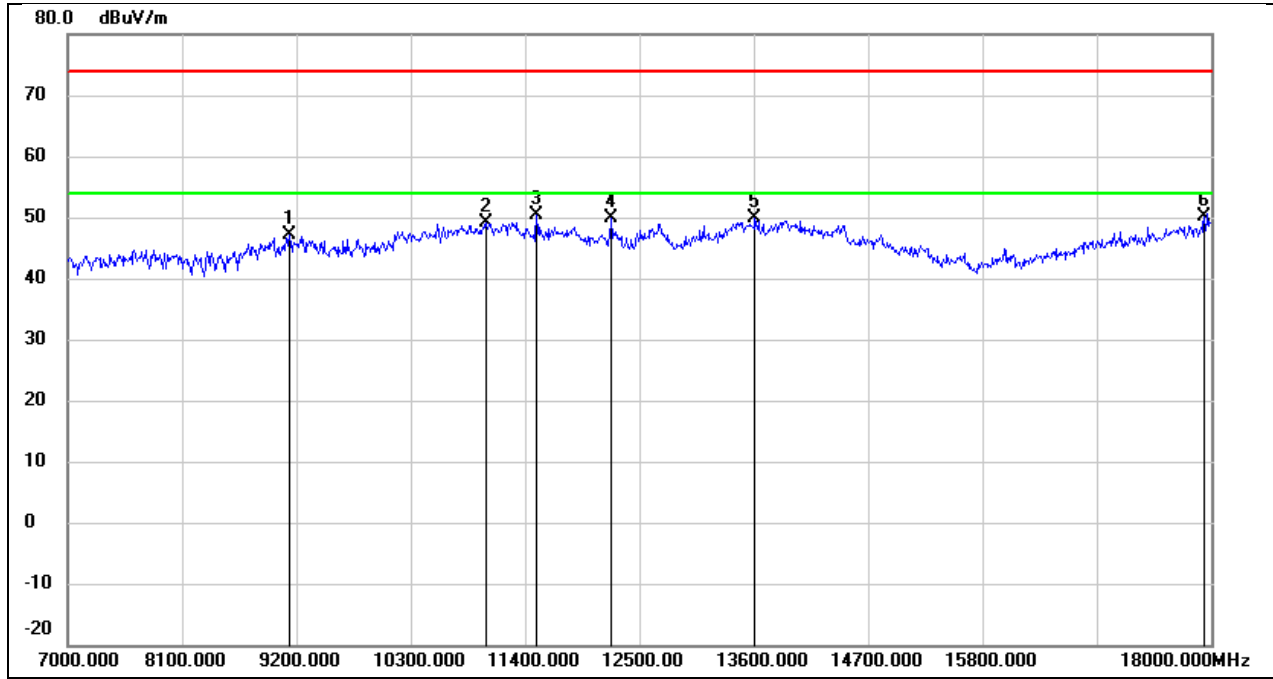
No.	Frequency (MHz)	Reading (dBuV)	Correct (dB/m)	Result (dBuV/m)	Limit (dBuV/m)	Margin (dB)	Remark
1	9134.000	36.50	10.41	46.91	74.00	-27.09	peak
2	10927.000	35.10	14.45	49.55	74.00	-24.45	peak
3	11422.000	36.54	16.46	53.00	74.00	-21.00	peak
4	11422.000	30.64	16.46	47.10	54.00	-6.90	AVG
5	12225.000	32.92	17.75	50.67	74.00	-23.33	peak
6	13985.000	27.89	21.85	49.74	74.00	-24.26	peak
7	17989.000	23.87	26.04	49.91	74.00	-24.09	peak

Test Mode:	802.11ac VHT40	Frequency(MHz):	5710
Polarity:	Vertical	Test Voltage:	AC 120 V, 60 Hz



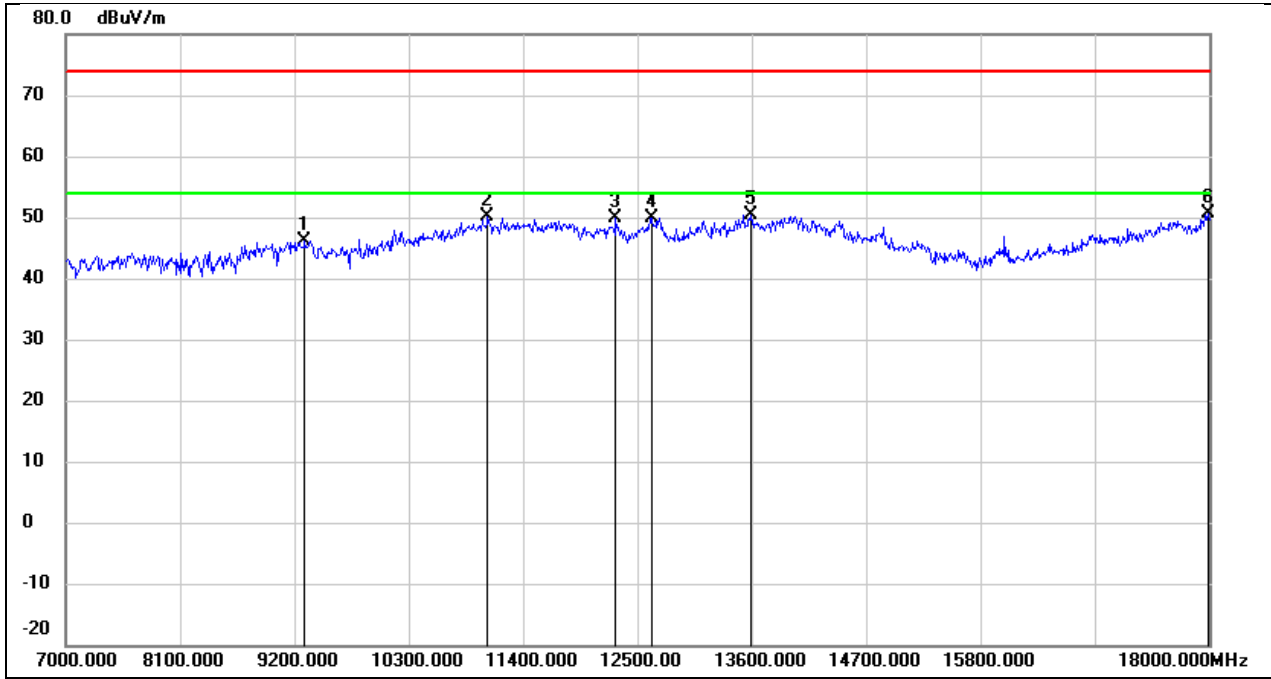
No.	Frequency (MHz)	Reading (dBuV)	Correct (dB/m)	Result (dBuV/m)	Limit (dBuV/m)	Margin (dB)	Remark
1	9178.000	36.53	10.45	46.98	74.00	-27.02	peak
2	11059.000	35.08	14.96	50.04	74.00	-23.96	peak
3	11422.000	33.78	16.46	50.24	74.00	-23.76	peak
4	12225.000	32.31	17.75	50.06	74.00	-23.94	peak
5	13809.000	28.68	21.41	50.09	74.00	-23.91	peak
6	17945.000	24.07	25.75	49.82	74.00	-24.18	peak

Test Mode:	802.11ac VHT40	Frequency(MHz):	5755
Polarity:	Horizontal	Test Voltage:	AC 120 V, 60 Hz



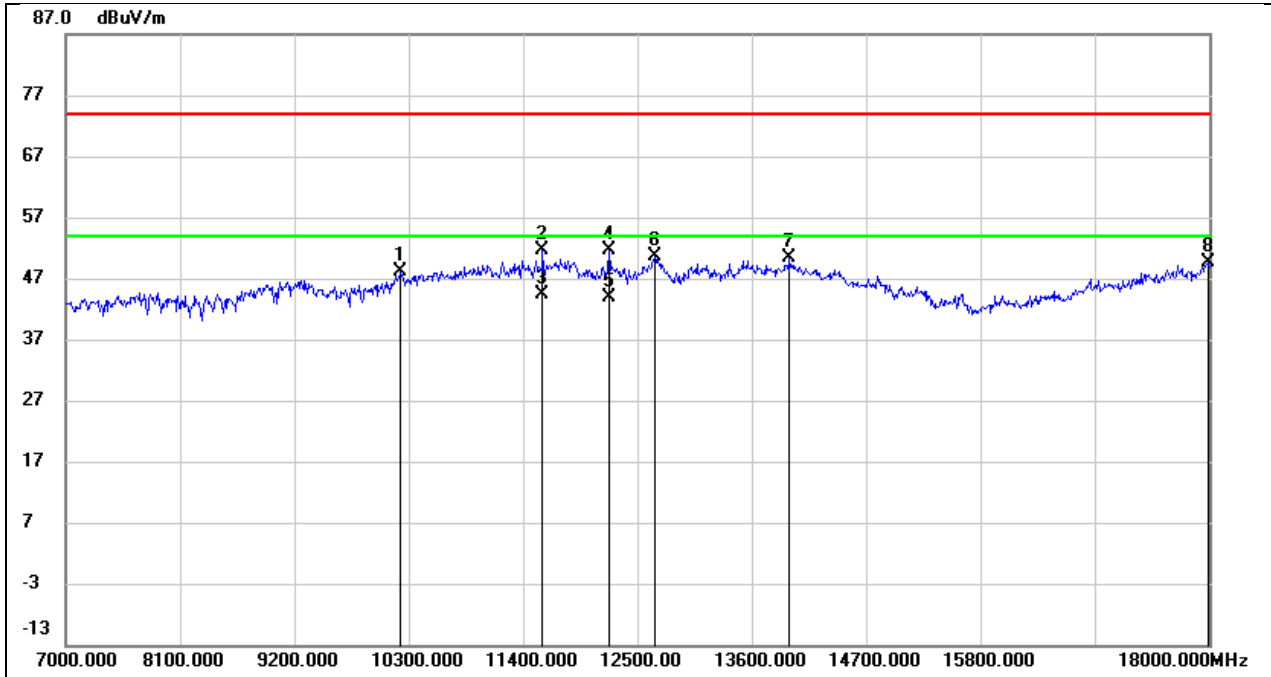
No.	Frequency (MHz)	Reading (dBuV)	Correct (dB/m)	Result (dBuV/m)	Limit (dBuV/m)	Margin (dB)	Remark
1	9134.000	36.70	10.41	47.11	74.00	-26.89	peak
2	11026.000	34.38	14.82	49.20	74.00	-24.80	peak
3	11510.000	33.69	16.79	50.48	74.00	-23.52	peak
4	12225.000	32.03	17.75	49.78	74.00	-24.22	peak
5	13611.000	29.03	20.92	49.95	74.00	-24.05	peak
6	17934.000	24.35	25.67	50.02	74.00	-23.98	peak

Test Mode:	802.11ac VHT40	Frequency(MHz):	5755
Polarity:	Vertical	Test Voltage:	AC 120 V, 60 Hz



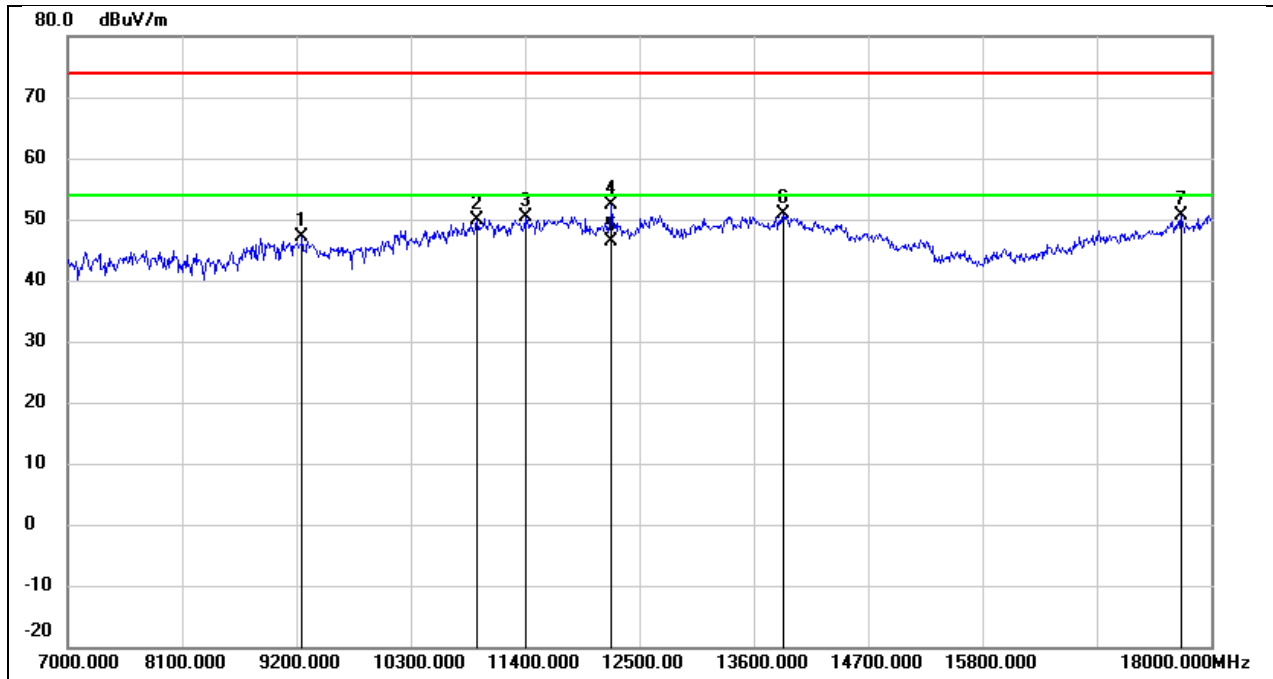
No.	Frequency (MHz)	Reading (dBuV)	Correct (dB/m)	Result (dBuV/m)	Limit (dBuV/m)	Margin (dB)	Remark
1	9299.000	35.59	10.53	46.12	74.00	-27.88	peak
2	11059.000	35.17	14.96	50.13	74.00	-23.87	peak
3	12291.000	31.98	17.78	49.76	74.00	-24.24	peak
4	12632.000	31.87	17.99	49.86	74.00	-24.14	peak
5	13589.000	29.57	20.86	50.43	74.00	-23.57	peak
6	17989.000	24.63	26.04	50.67	74.00	-23.33	peak

Test Mode:	802.11ac VHT40	Frequency(MHz):	5795
Polarity:	Horizontal	Test Voltage:	AC 120 V, 60 Hz



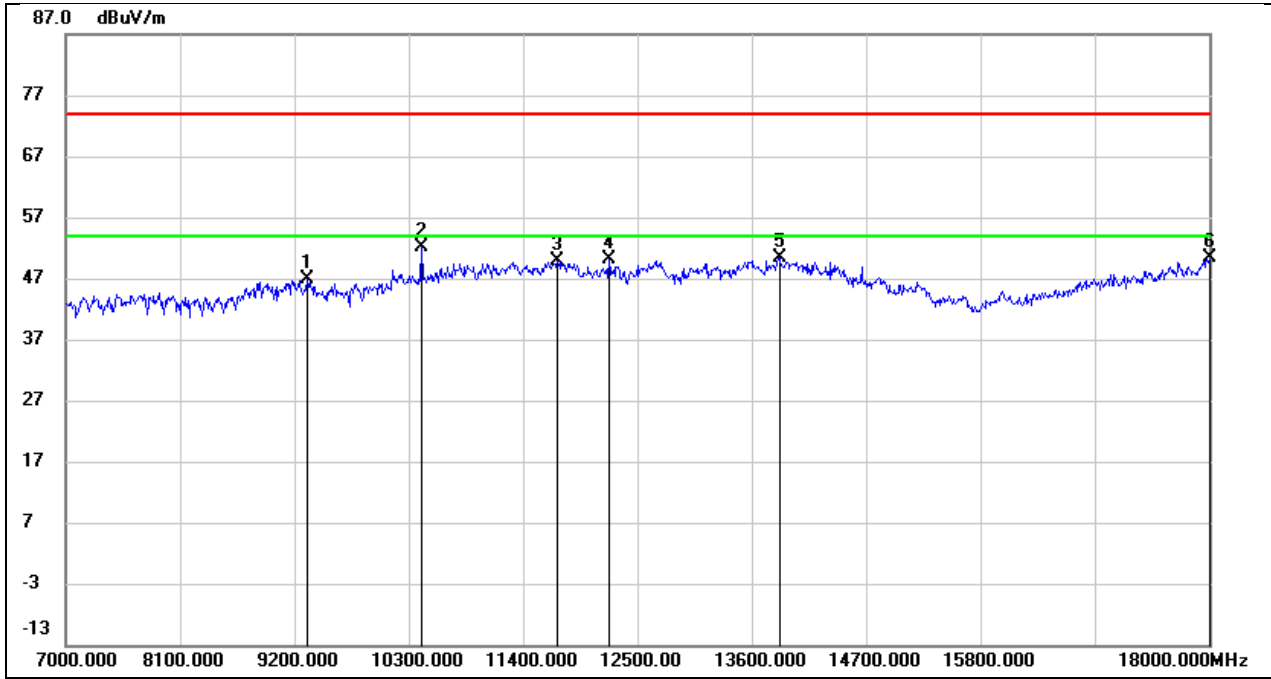
No.	Frequency (MHz)	Reading (dBuV)	Correct (dB/m)	Result (dBuV/m)	Limit (dBuV/m)	Margin (dB)	Remark
1	10223.000	35.97	12.24	48.21	74.00	-25.79	peak
2	11587.000	34.58	16.93	51.51	74.00	-22.49	peak
3	11587.000	27.57	16.93	44.50	54.00	-9.50	AVG
4	12225.000	33.87	17.75	51.62	74.00	-22.38	peak
5	12225.000	26.15	17.75	43.90	54.00	-10.10	AVG
6	12665.000	32.50	18.04	50.54	74.00	-23.46	peak
7	13963.000	28.48	21.78	50.26	74.00	-23.74	peak
8	17989.000	23.66	26.04	49.70	74.00	-24.30	peak

Test Mode:	802.11ac VHT40	Frequency(MHz):	5795
Polarity:	Vertical	Test Voltage:	AC 120 V, 60 Hz



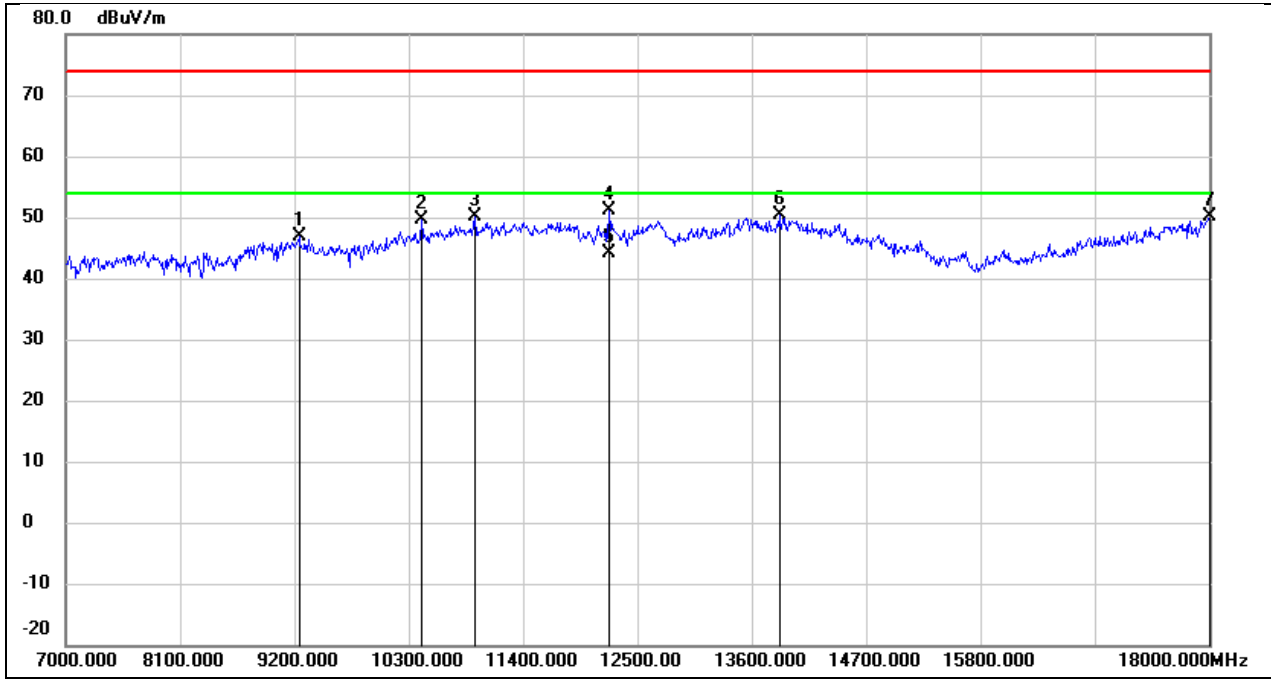
No.	Frequency (MHz)	Reading (dBuV)	Correct (dB/m)	Result (dBuV/m)	Limit (dBuV/m)	Margin (dB)	Remark
1	9255.000	36.61	10.51	47.12	74.00	-26.88	peak
2	10938.000	35.28	14.48	49.76	74.00	-24.24	peak
3	11400.000	34.02	16.36	50.38	74.00	-23.62	peak
4	12225.000	34.64	17.75	52.39	74.00	-21.61	peak
5	12225.000	28.65	17.75	46.40	54.00	-7.60	AVG
6	13886.000	29.29	21.60	50.89	74.00	-23.11	peak
7	17714.000	26.46	24.16	50.62	74.00	-23.38	peak

Test Mode:	802.11ac VHT80	Frequency(MHz):	5210
Polarity:	Horizontal	Test Voltage:	AC 120 V, 60 Hz



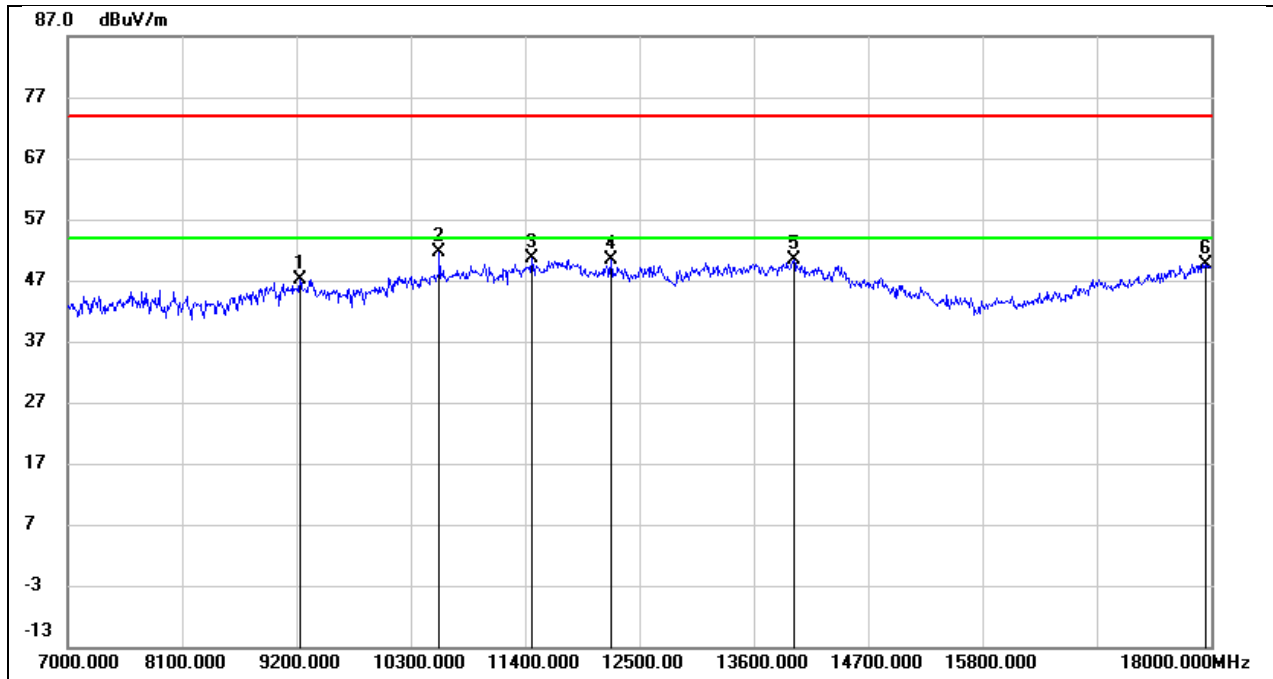
No.	Frequency (MHz)	Reading (dBuV)	Correct (dB/m)	Result (dBuV/m)	Limit (dBuV/m)	Margin (dB)	Remark
1	9321.000	36.42	10.53	46.95	74.00	-27.05	peak
2	10421.000	39.57	12.66	52.23	74.00	-21.77	peak
3	11730.000	32.68	17.19	49.87	74.00	-24.13	peak
4	12225.000	32.48	17.75	50.23	74.00	-23.77	peak
5	13864.000	28.96	21.53	50.49	74.00	-23.51	peak
6	18000.000	24.32	26.12	50.44	74.00	-23.56	peak

Test Mode:	802.11ac VHT80	Frequency(MHz):	5210
Polarity:	Vertical	Test Voltage:	AC 120 V, 60 Hz



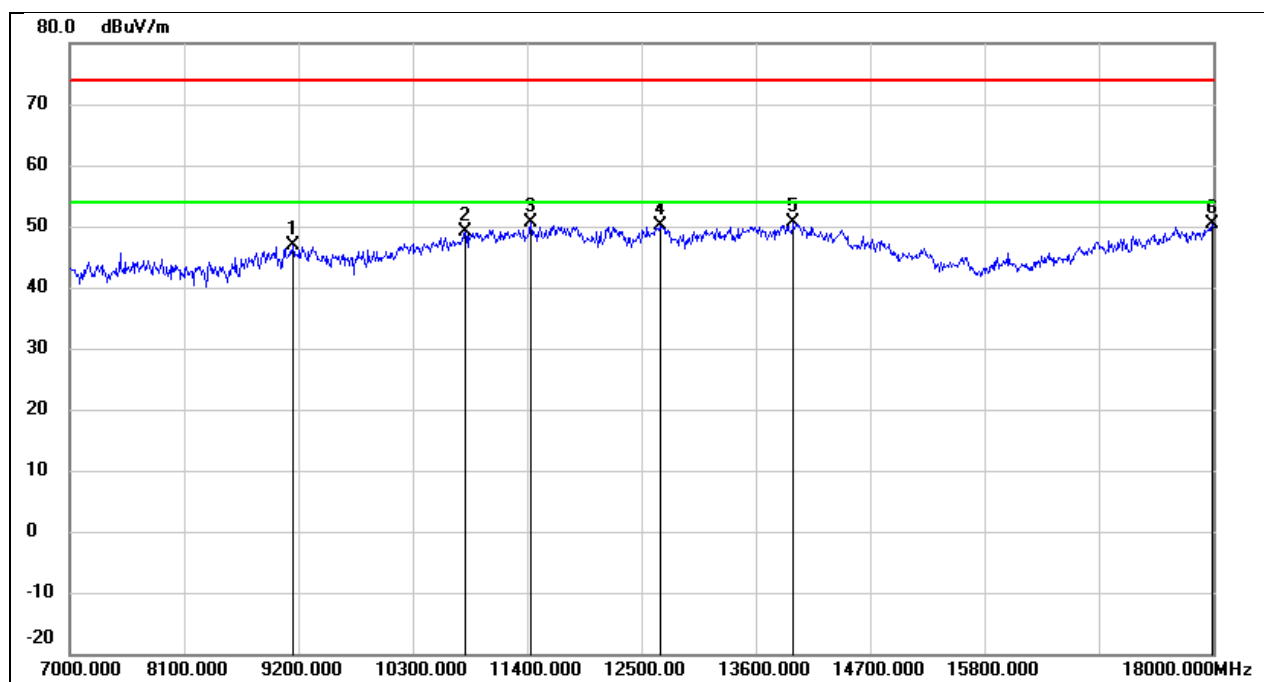
No.	Frequency (MHz)	Reading (dBuV)	Correct (dB/m)	Result (dBuV/m)	Limit (dBuV/m)	Margin (dB)	Remark
1	9244.000	36.40	10.49	46.89	74.00	-27.11	peak
2	10421.000	36.95	12.66	49.61	74.00	-24.39	peak
3	10938.000	35.60	14.48	50.08	74.00	-23.92	peak
4	12225.000	33.39	17.75	51.14	74.00	-22.86	peak
5	12225.000	26.35	17.75	44.10	54.00	-9.90	AVG
6	13864.000	28.78	21.53	50.31	74.00	-23.69	peak
7	18000.000	23.91	26.12	50.03	74.00	-23.97	peak

Test Mode:	802.11ac VHT80	Frequency(MHz):	5290
Polarity:	Horizontal	Test Voltage:	AC 120 V, 60 Hz



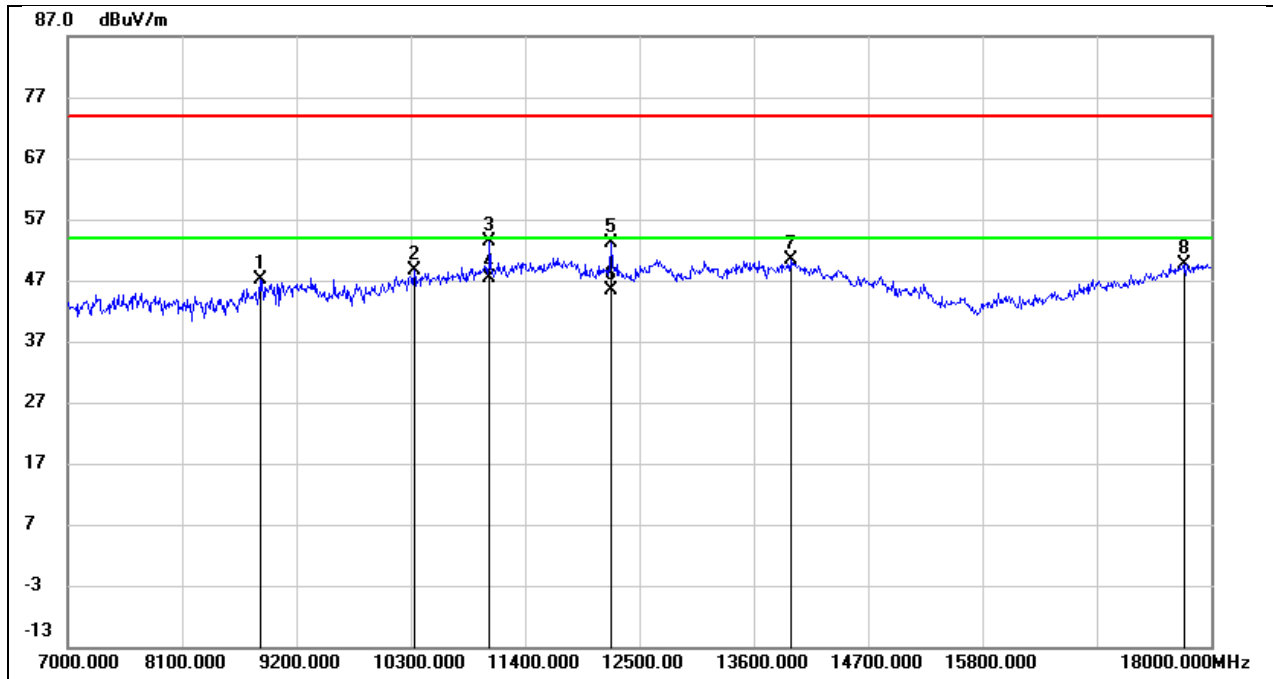
No.	Frequency (MHz)	Reading (dBuV)	Correct (dB/m)	Result (dBuV/m)	Limit (dBuV/m)	Margin (dB)	Remark
1	9233.000	36.54	10.48	47.02	74.00	-26.98	peak
2	10575.000	38.58	13.10	51.68	74.00	-22.32	peak
3	11466.000	33.95	16.63	50.58	74.00	-23.42	peak
4	12225.000	32.71	17.75	50.46	74.00	-23.54	peak
5	13985.000	28.53	21.85	50.38	74.00	-23.62	peak
6	17945.000	23.89	25.75	49.64	74.00	-24.36	peak

Test Mode:	802.11ac VHT80	Frequency(MHz):	5290
Polarity:	Vertical	Test Voltage:	AC 120 V, 60 Hz



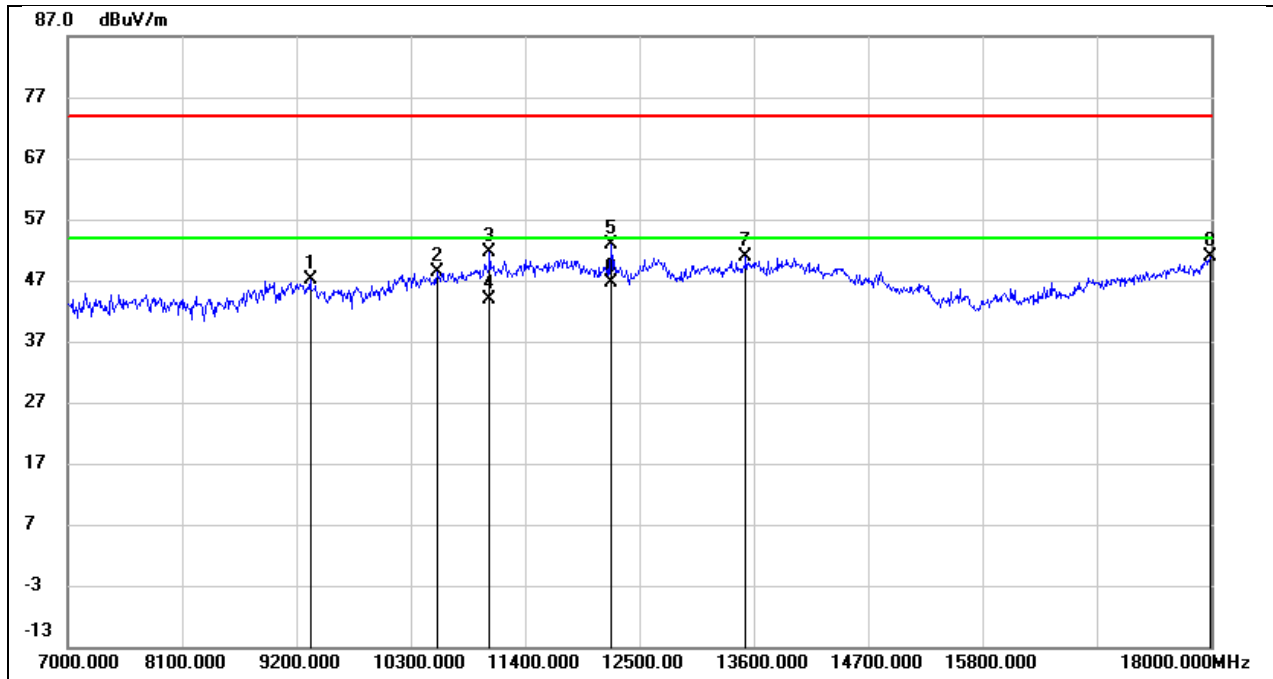
No.	Frequency (MHz)	Reading (dBuV)	Correct (dB/m)	Result (dBuV/m)	Limit (dBuV/m)	Margin (dB)	Remark
1	9145.000	36.33	10.43	46.76	74.00	-27.24	peak
2	10806.000	35.24	13.98	49.22	74.00	-24.78	peak
3	11433.000	34.23	16.50	50.73	74.00	-23.27	peak
4	12676.000	32.10	18.05	50.15	74.00	-23.85	peak
5	13963.000	28.97	21.78	50.75	74.00	-23.25	peak
6	17989.000	24.24	26.04	50.28	74.00	-23.72	peak

Test Mode:	802.11ac VHT80	Frequency(MHz):	5530
Polarity:	Horizontal	Test Voltage:	AC 120 V, 60 Hz



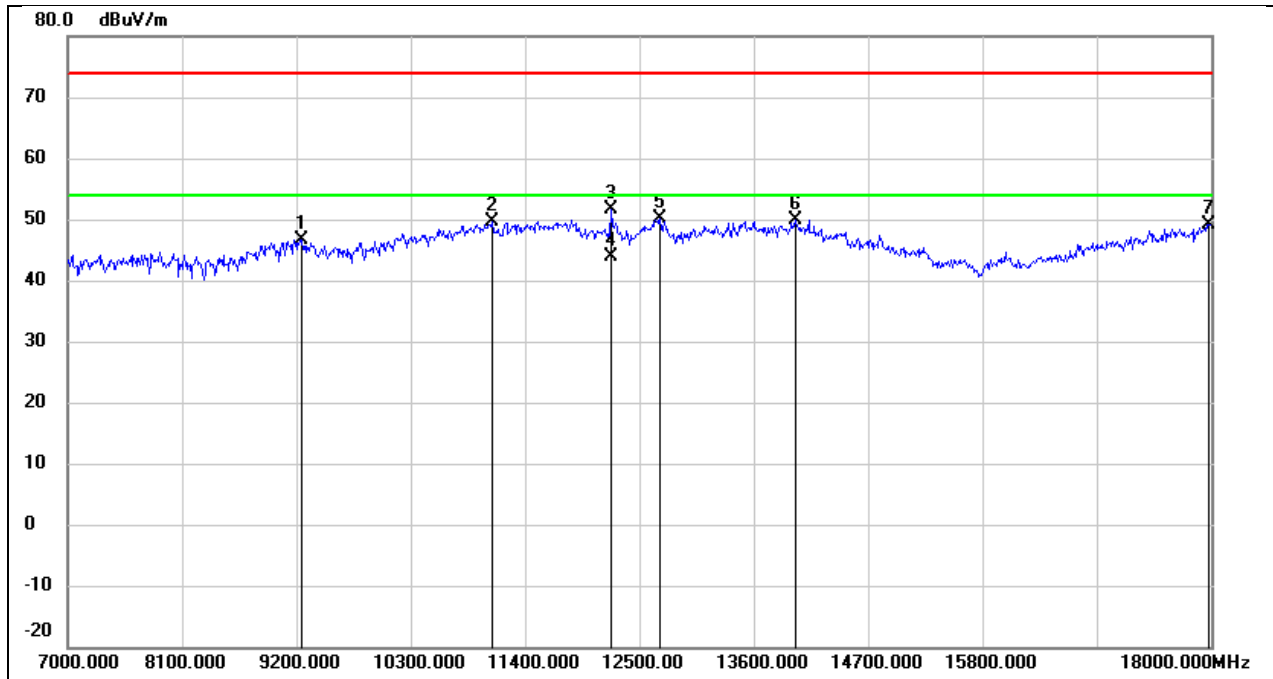
No.	Frequency (MHz)	Reading (dBuV)	Correct (dB/m)	Result (dBuV/m)	Limit (dBuV/m)	Margin (dB)	Remark
1	8848.000	37.81	9.29	47.10	74.00	-26.90	peak
2	10333.000	36.21	12.47	48.68	74.00	-25.32	peak
3	11059.000	38.35	14.96	53.31	74.00	-20.69	peak
4	11059.000	32.44	14.96	47.40	54.00	-6.60	AVG
5	12225.000	35.37	17.75	53.12	74.00	-20.88	peak
6	12225.000	27.55	17.75	45.30	54.00	-8.70	AVG
7	13952.000	28.56	21.76	50.32	74.00	-23.68	peak
8	17736.000	25.41	24.32	49.73	74.00	-24.27	peak

Test Mode:	802.11ac VHT80	Frequency(MHz):	5530
Polarity:	Vertical	Test Voltage:	AC 120 V, 60 Hz



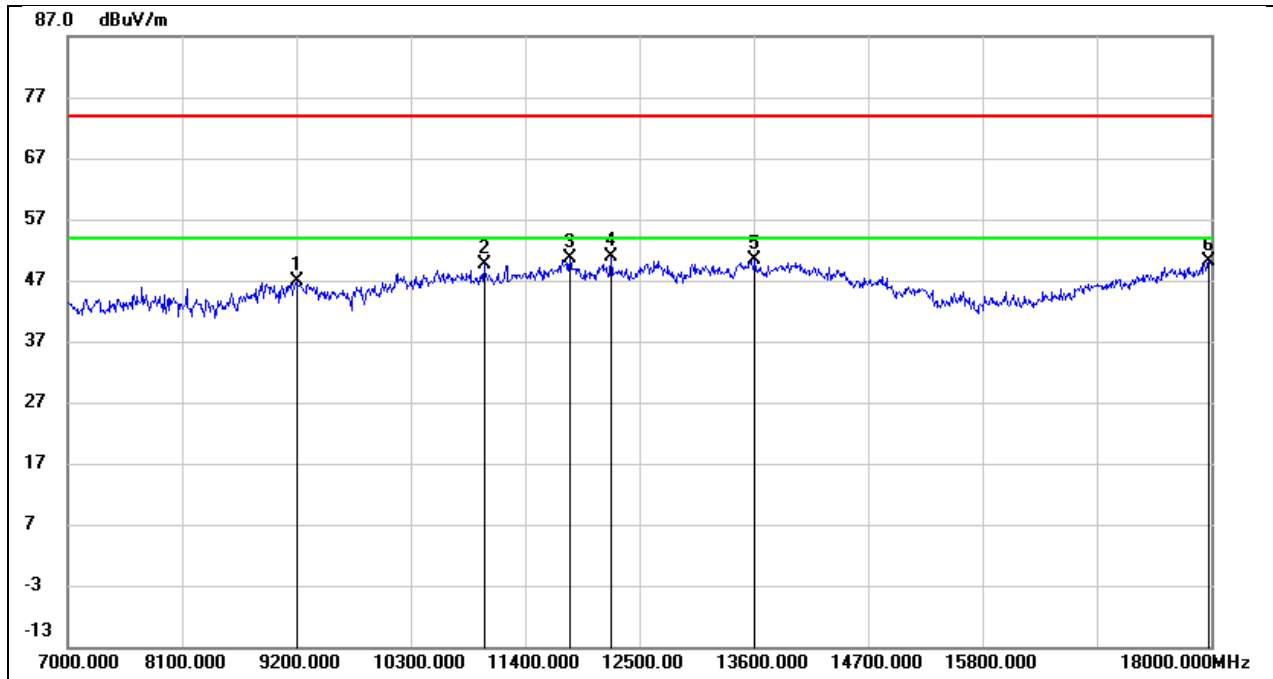
No.	Frequency (MHz)	Reading (dBuV)	Correct (dB/m)	Result (dBuV/m)	Limit (dBuV/m)	Margin (dB)	Remark
1	9332.000	36.57	10.54	47.11	74.00	-26.89	peak
2	10553.000	35.36	13.02	48.38	74.00	-25.62	peak
3	11059.000	36.69	14.96	51.65	74.00	-22.35	peak
4	11059.000	29.04	14.96	44.00	54.00	-10.00	AVG
5	12225.000	35.09	17.75	52.84	74.00	-21.16	peak
6	12225.000	28.95	17.75	46.70	54.00	-7.30	AVG
7	13523.000	30.10	20.70	50.80	74.00	-23.20	peak
8	17989.000	24.89	26.04	50.93	74.00	-23.07	peak

Test Mode:	802.11ac VHT80	Frequency(MHz):	5610
Polarity:	Horizontal	Test Voltage:	AC 120 V, 60 Hz



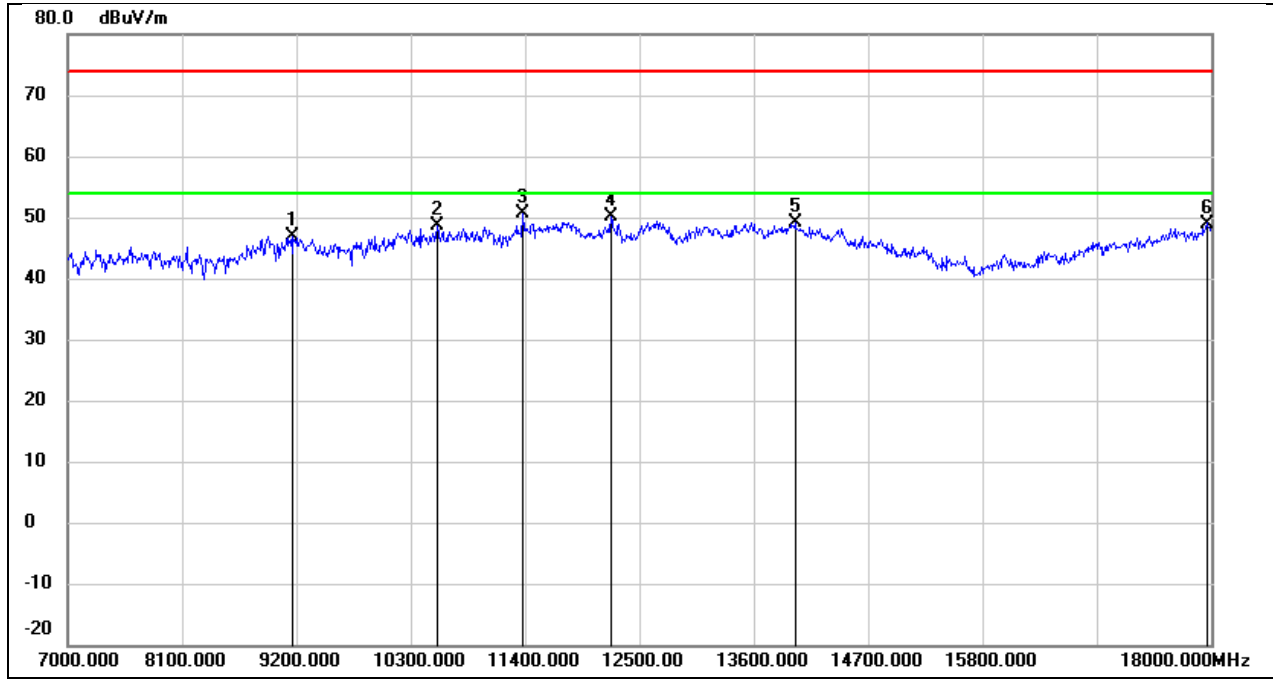
No.	Frequency (MHz)	Reading (dBuV)	Correct (dB/m)	Result (dBuV/m)	Limit (dBuV/m)	Margin (dB)	Remark
1	9255.000	36.12	10.51	46.63	74.00	-27.37	peak
2	11081.000	34.46	15.05	49.51	74.00	-24.49	peak
3	12225.000	33.98	17.75	51.73	74.00	-22.27	peak
4	12225.000	26.05	17.75	43.80	54.00	-10.20	AVG
5	12698.000	31.95	18.08	50.03	74.00	-23.97	peak
6	13996.000	28.05	21.87	49.92	74.00	-24.08	peak
7	17978.000	23.17	25.97	49.14	74.00	-24.86	peak

Test Mode:	802.11ac VHT80	Frequency(MHz):	5610
Polarity:	Vertical	Test Voltage:	AC 120 V, 60 Hz



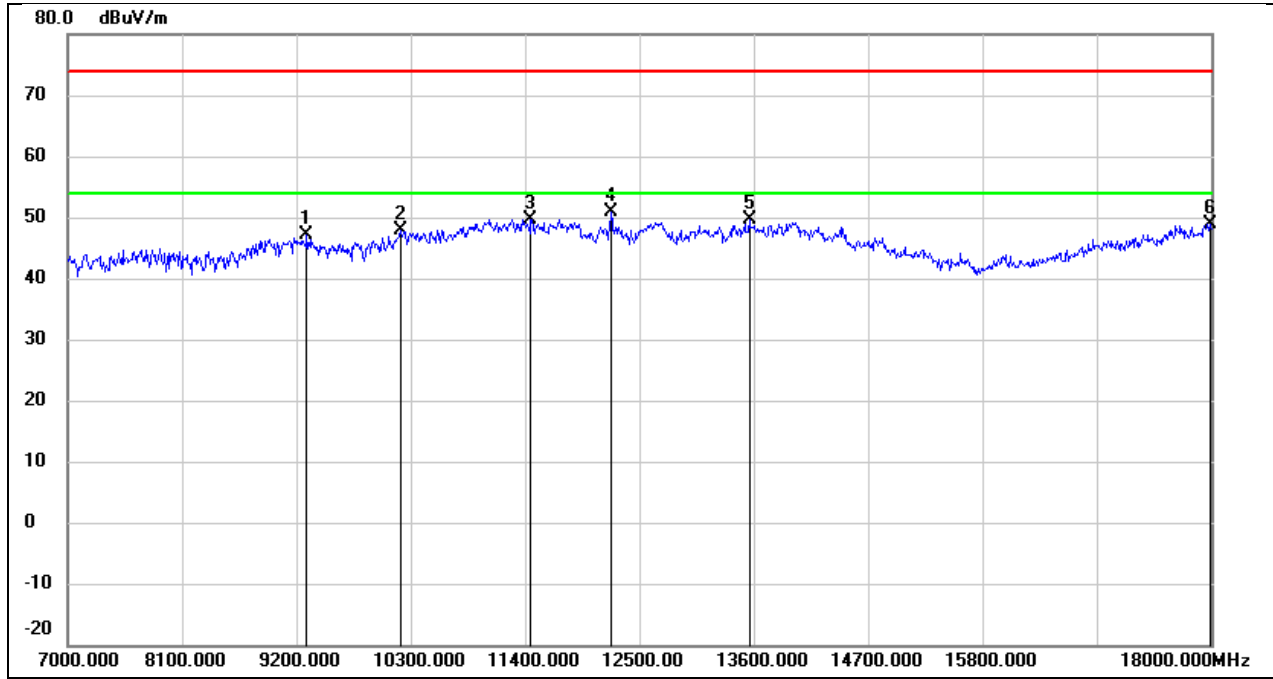
No.	Frequency (MHz)	Reading (dBuV)	Correct (dB/m)	Result (dBuV/m)	Limit (dBuV/m)	Margin (dB)	Remark
1	9200.000	36.51	10.46	46.97	74.00	-27.03	peak
2	11004.000	34.91	14.74	49.65	74.00	-24.35	peak
3	11829.000	33.13	17.38	50.51	74.00	-23.49	peak
4	12225.000	33.01	17.75	50.76	74.00	-23.24	peak
5	13611.000	29.56	20.92	50.48	74.00	-23.52	peak
6	17978.000	24.17	25.97	50.14	74.00	-23.86	peak

Test Mode:	802.11ac VHT80	Frequency(MHz):	5690
Polarity:	Horizontal	Test Voltage:	AC 120 V, 60 Hz



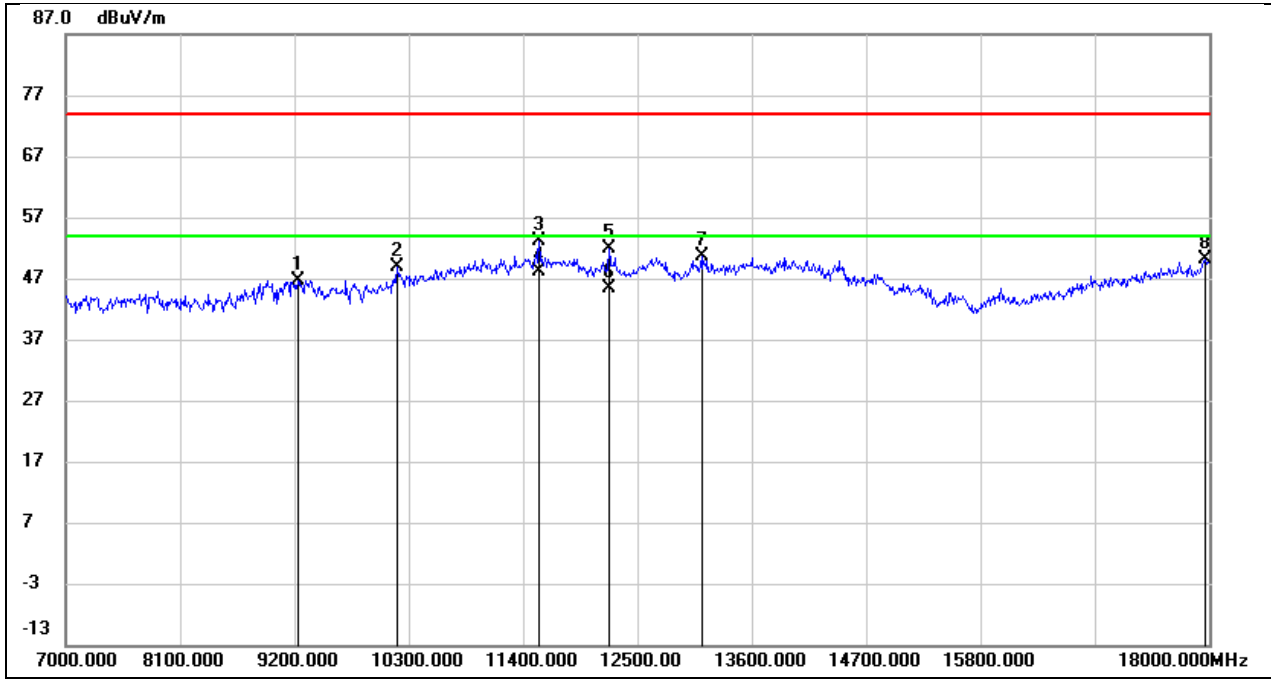
No.	Frequency (MHz)	Reading (dBuV)	Correct (dB/m)	Result (dBuV/m)	Limit (dBuV/m)	Margin (dB)	Remark
1	9167.000	36.38	10.45	46.83	74.00	-27.17	peak
2	10553.000	35.68	13.02	48.70	74.00	-25.30	peak
3	11378.000	34.44	16.26	50.70	74.00	-23.30	peak
4	12225.000	32.39	17.75	50.14	74.00	-23.86	peak
5	13996.000	27.22	21.87	49.09	74.00	-24.91	peak
6	17956.000	23.18	25.82	49.00	74.00	-25.00	peak

Test Mode:	802.11ac VHT80	Frequency(MHz):	5690
Polarity:	Vertical	Test Voltage:	AC 120 V, 60 Hz



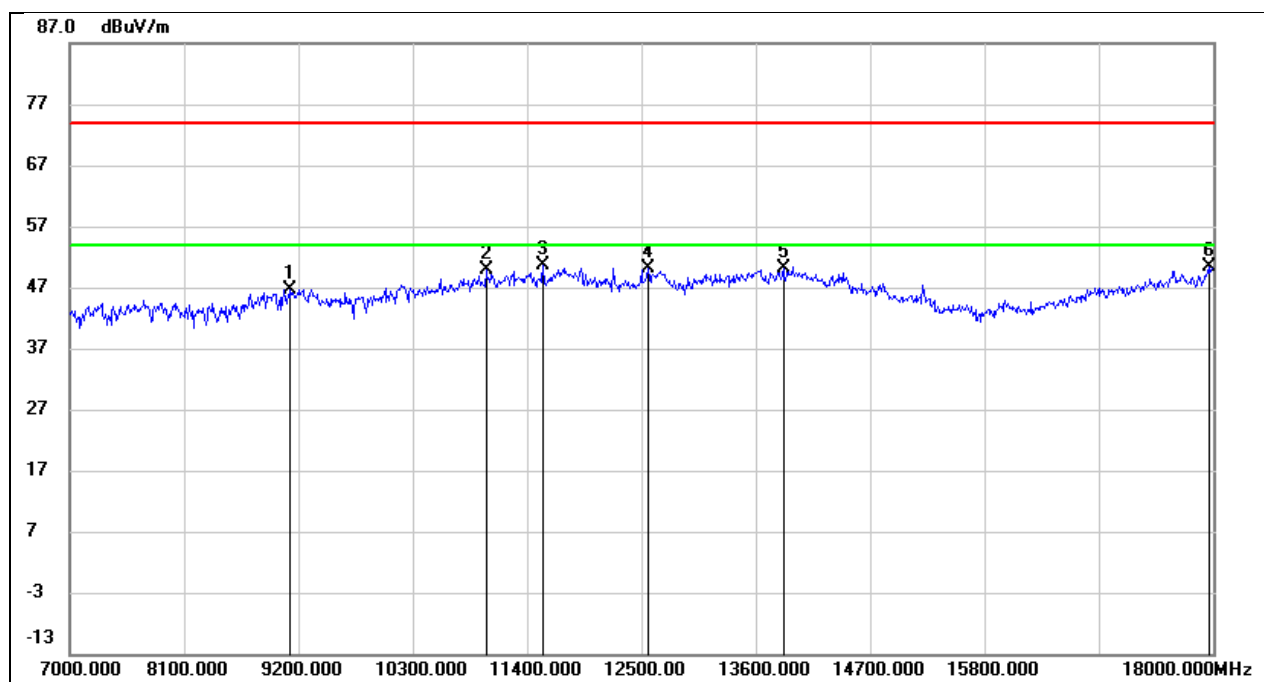
No.	Frequency (MHz)	Reading (dBuV)	Correct (dB/m)	Result (dBuV/m)	Limit (dBuV/m)	Margin (dB)	Remark
1	9299.000	36.49	10.53	47.02	74.00	-26.98	peak
2	10201.000	35.79	12.19	47.98	74.00	-26.02	peak
3	11455.000	33.15	16.58	49.73	74.00	-24.27	peak
4	12225.000	33.13	17.75	50.88	74.00	-23.12	peak
5	13556.000	28.90	20.78	49.68	74.00	-24.32	peak
6	17989.000	22.95	26.04	48.99	74.00	-25.01	peak

Test Mode:	802.11ac VHT80	Frequency(MHz):	5775
Polarity:	Horizontal	Test Voltage:	AC 120 V, 60 Hz



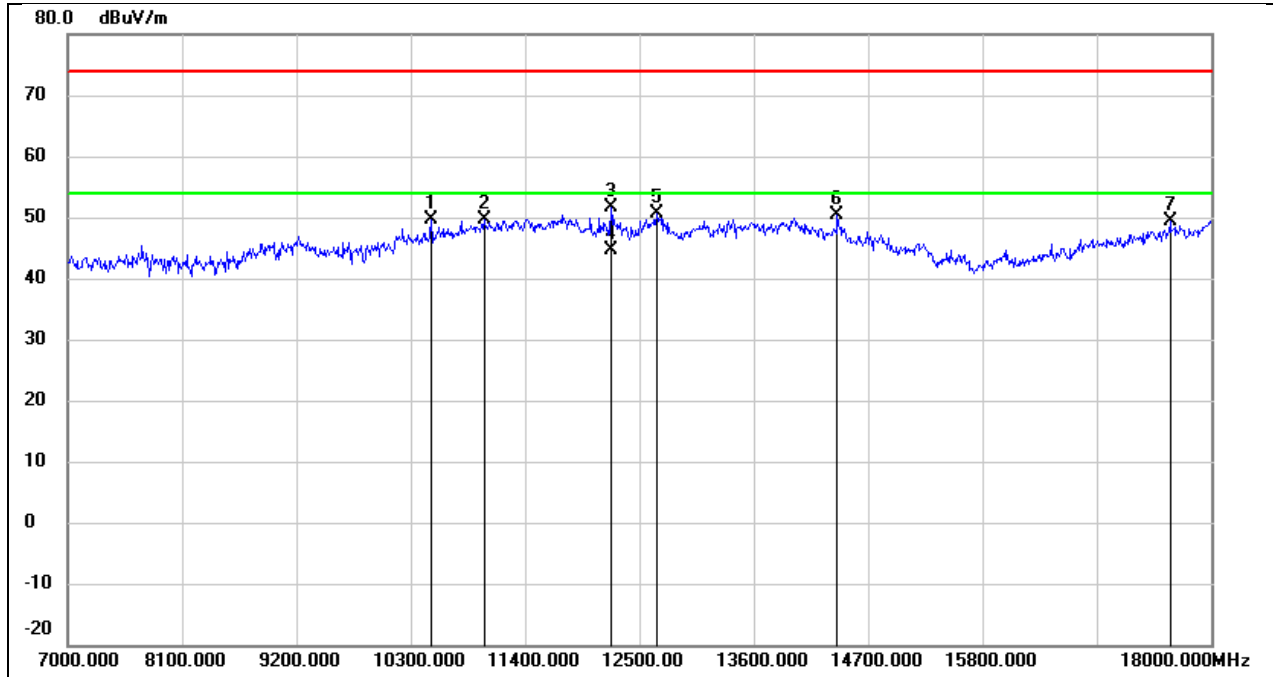
No.	Frequency (MHz)	Reading (dBuV)	Correct (dB/m)	Result (dBuV/m)	Limit (dBuV/m)	Margin (dB)	Remark
1	9233.000	36.20	10.48	46.68	74.00	-27.32	peak
2	10190.000	36.58	12.18	48.76	74.00	-25.24	peak
3	11554.000	36.18	16.87	53.05	74.00	-20.95	peak
4	11554.000	31.33	16.87	48.20	54.00	-5.80	AVG
5	12225.000	34.08	17.75	51.83	74.00	-22.17	peak
6	12225.000	27.55	17.75	45.30	54.00	-8.70	AVG
7	13116.000	31.59	18.96	50.55	74.00	-23.45	peak
8	17956.000	24.43	25.82	50.25	74.00	-23.75	peak

Test Mode:	802.11ac VHT80	Frequency(MHz):	5775
Polarity:	Vertical	Test Voltage:	AC 120 V, 60 Hz



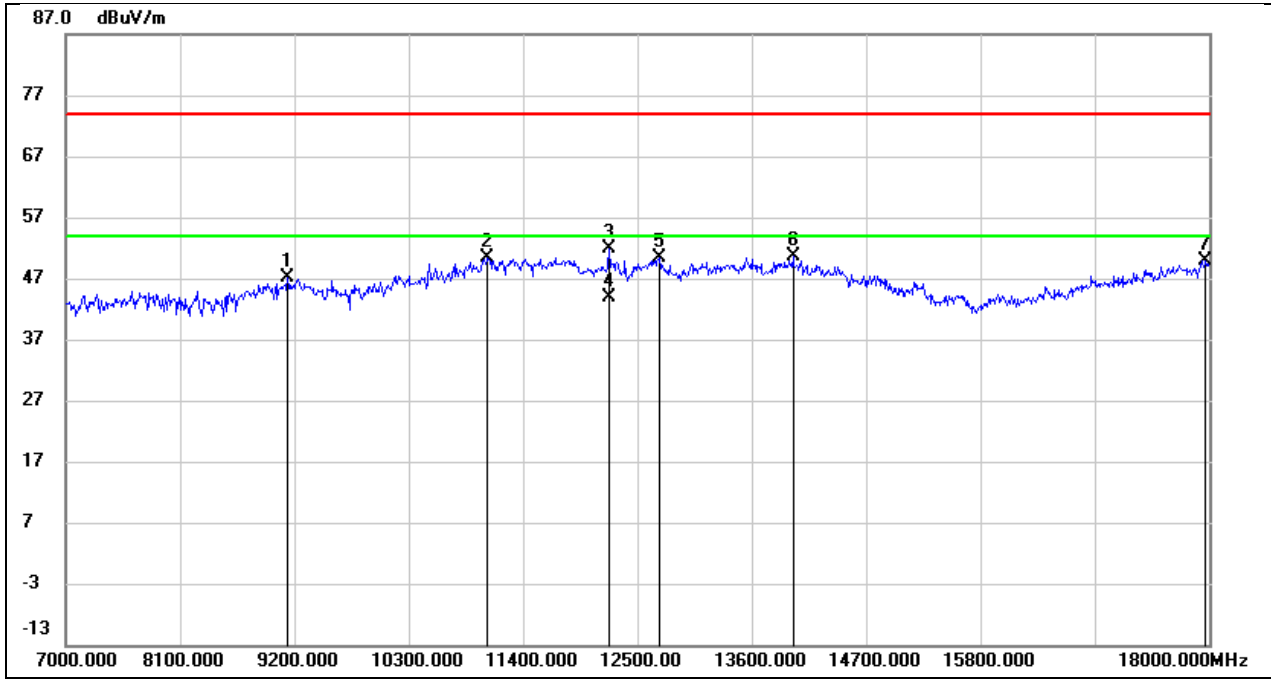
No.	Frequency (MHz)	Reading (dBuV)	Correct (dB/m)	Result (dBuV/m)	Limit (dBuV/m)	Margin (dB)	Remark
1	9123.000	36.27	10.42	46.69	74.00	-27.31	peak
2	11004.000	35.09	14.74	49.83	74.00	-24.17	peak
3	11554.000	33.64	16.87	50.51	74.00	-23.49	peak
4	12566.000	32.30	17.91	50.21	74.00	-23.79	peak
5	13864.000	28.62	21.53	50.15	74.00	-23.85	peak
6	17956.000	24.45	25.82	50.27	74.00	-23.73	peak

Test Mode:	802.11ac VHT160	Frequency(MHz):	5250
Polarity:	Horizontal	Test Voltage:	AC 120 V, 60 Hz



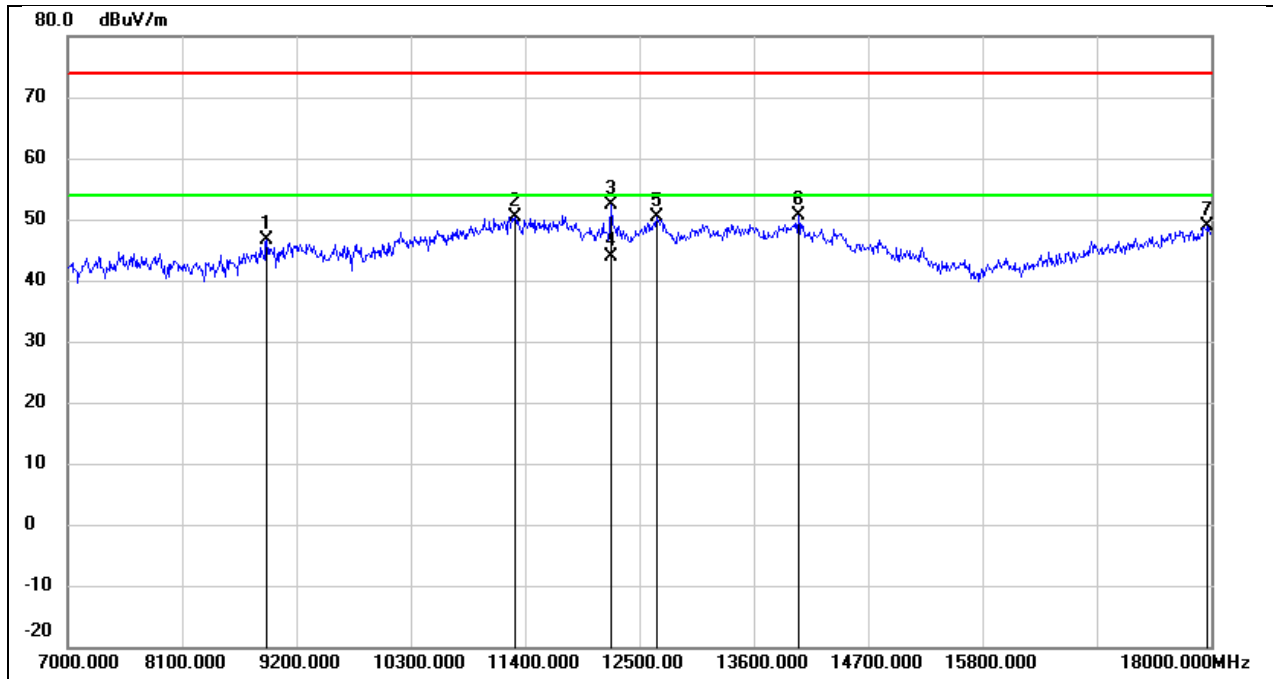
No.	Frequency (MHz)	Reading (dBuV)	Correct (dB/m)	Result (dBuV/m)	Limit (dBuV/m)	Margin (dB)	Remark
1	10498.000	36.75	12.82	49.57	74.00	-24.43	peak
2	11004.000	34.91	14.74	49.65	74.00	-24.35	peak
3	12225.000	33.95	17.75	51.70	74.00	-22.30	peak
4	12225.000	26.81	17.75	44.56	54.00	-9.44	AVG
5	12665.000	32.62	18.04	50.66	74.00	-23.34	peak
6	14403.000	30.12	20.19	50.31	74.00	-23.69	peak
7	17604.000	26.08	23.41	49.49	74.00	-24.51	peak

Test Mode:	802.11ac VHT160	Frequency(MHz):	5250
Polarity:	Vertical	Test Voltage:	AC 120 V, 60 Hz



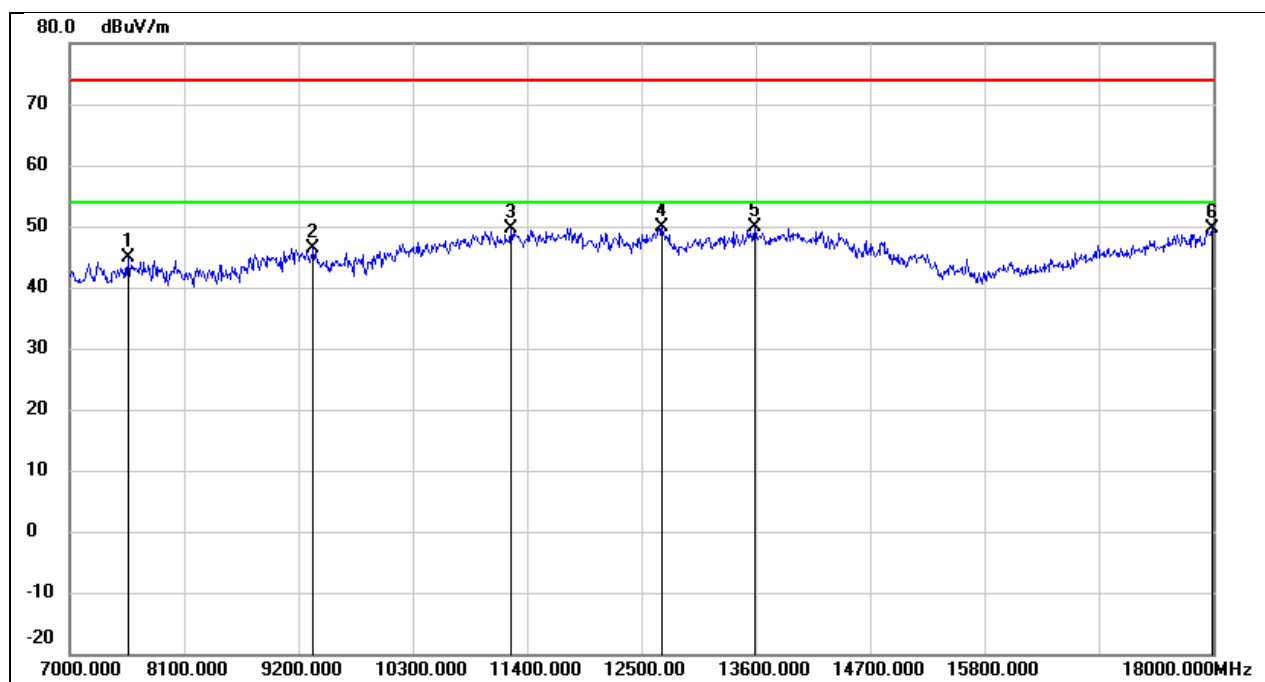
No.	Frequency (MHz)	Reading (dBuV)	Correct (dB/m)	Result (dBuV/m)	Limit (dBuV/m)	Margin (dB)	Remark
1	9134.000	36.74	10.41	47.15	74.00	-26.85	peak
2	11059.000	35.44	14.96	50.40	74.00	-23.60	peak
3	12225.000	34.07	17.75	51.82	74.00	-22.18	peak
4	12225.000	26.15	17.75	43.90	54.00	-10.10	AVG
5	12709.000	32.17	18.09	50.26	74.00	-23.74	peak
6	13996.000	28.72	21.87	50.59	74.00	-23.41	peak
7	17967.000	24.07	25.89	49.96	74.00	-24.04	peak

Test Mode:	802.11ac VHT160	Frequency(MHz):	5570
Polarity:	Horizontal	Test Voltage:	AC 120 V, 60 Hz



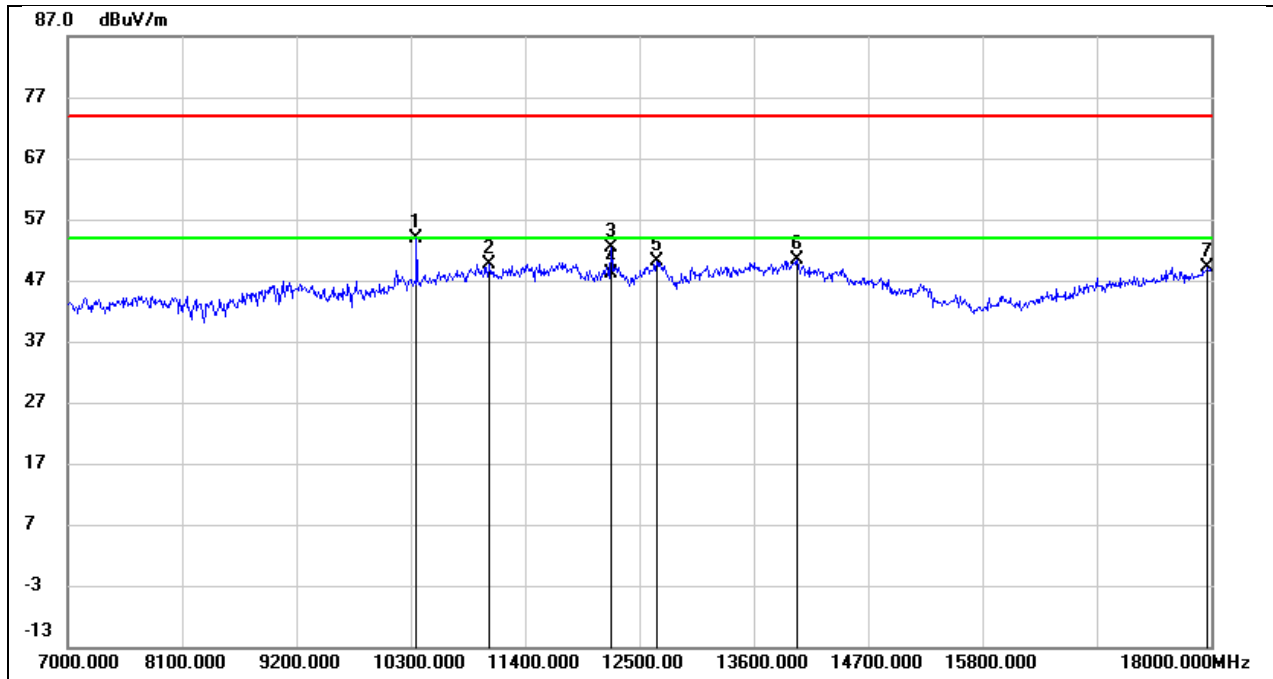
No.	Frequency (MHz)	Reading (dBuV)	Correct (dB/m)	Result (dBuV/m)	Limit (dBuV/m)	Margin (dB)	Remark
1	8914.000	36.81	9.75	46.56	74.00	-27.44	peak
2	11301.000	34.47	15.95	50.42	74.00	-23.58	peak
3	12225.000	34.62	17.75	52.37	74.00	-21.63	peak
4	12225.000	26.15	17.75	43.90	54.00	-10.10	AVG
5	12665.000	32.46	18.04	50.50	74.00	-23.50	peak
6	14029.000	28.90	21.76	50.66	74.00	-23.34	peak
7	17967.000	22.89	25.89	48.78	74.00	-25.22	peak

Test Mode:	802.11ac VHT160	Frequency(MHz):	5570
Polarity:	Vertical	Test Voltage:	AC 120 V, 60 Hz



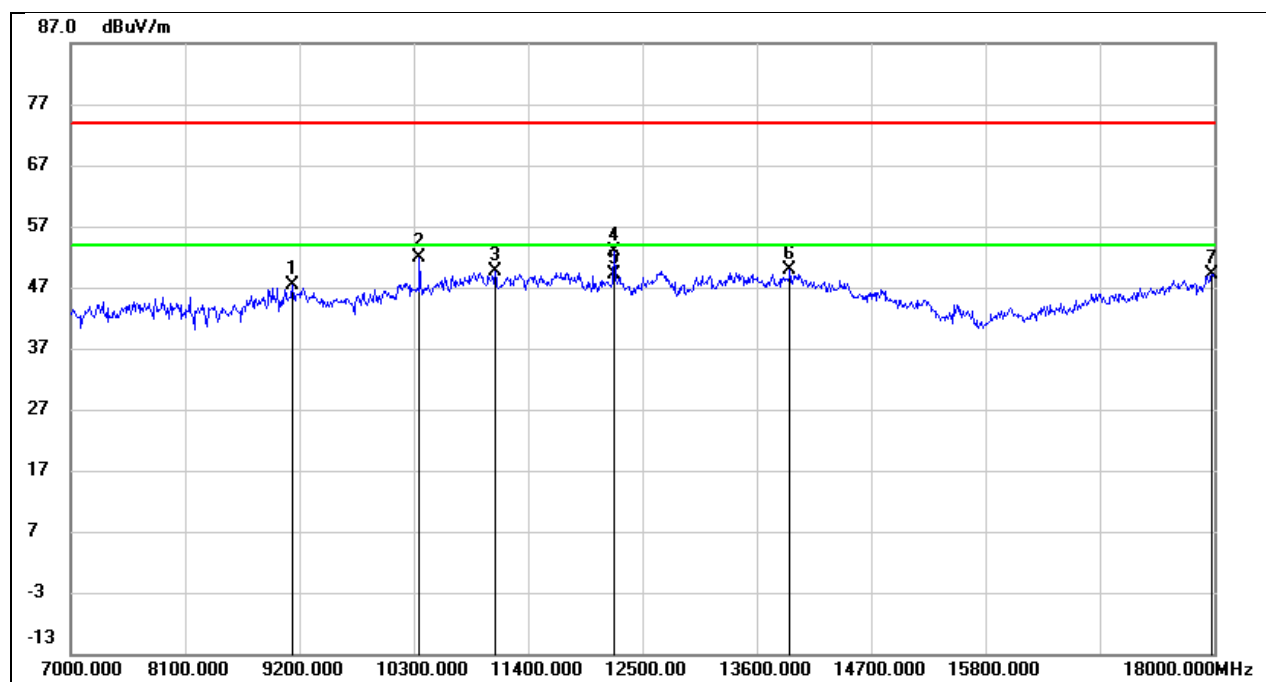
No.	Frequency (MHz)	Reading (dBuV)	Correct (dB/m)	Result (dBuV/m)	Limit (dBuV/m)	Margin (dB)	Remark
1	7561.000	37.94	6.82	44.76	74.00	-29.24	peak
2	9343.000	35.81	10.55	46.36	74.00	-27.64	peak
3	11246.000	33.79	15.73	49.52	74.00	-24.48	peak
4	12698.000	31.73	18.08	49.81	74.00	-24.19	peak
5	13589.000	29.11	20.86	49.97	74.00	-24.03	peak
6	17989.000	23.67	26.04	49.71	74.00	-24.29	peak

Test Mode:	802.11be EHT20	Frequency(MHz):	5180
Polarity:	Horizontal	Test Voltage:	AC 120 V, 60 Hz



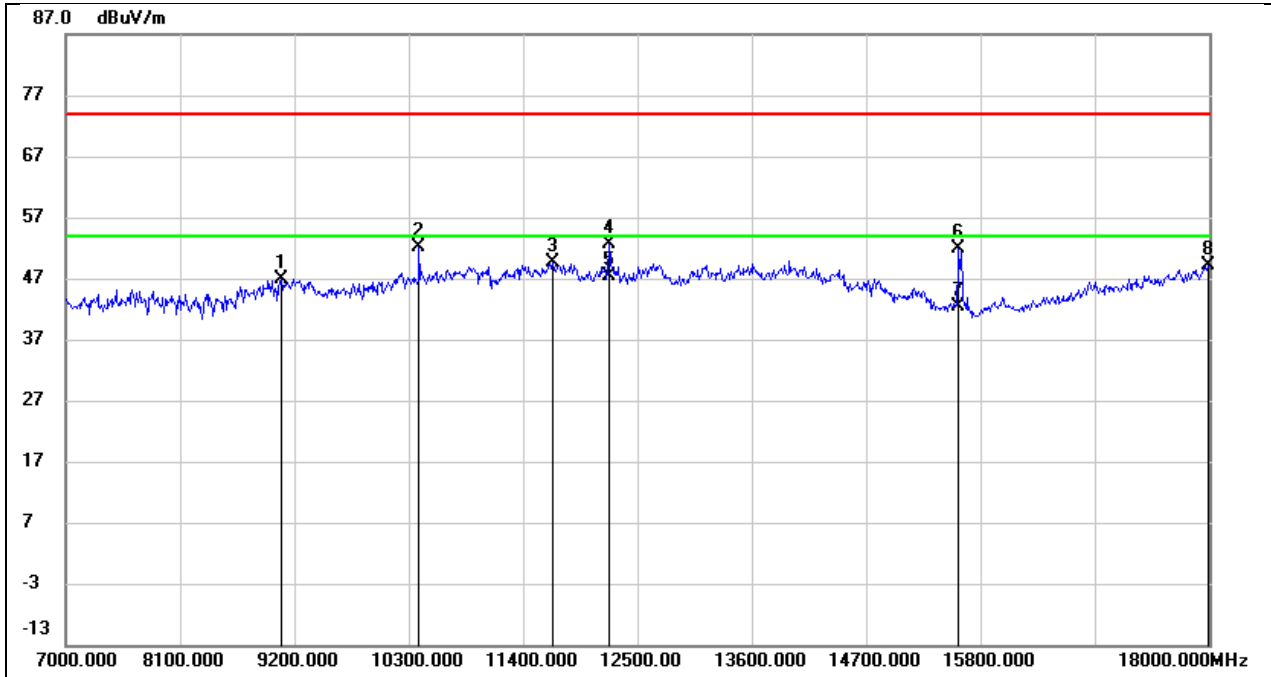
No.	Frequency (MHz)	Reading (dBuV)	Correct (dB/m)	Result (dBuV/m)	Limit (dBuV/m)	Margin (dB)	Remark
1	10355.000	41.40	12.52	53.92	74.00	-20.08	peak
2	11059.000	34.73	14.96	49.69	74.00	-24.31	peak
3	12225.000	34.71	17.75	52.46	74.00	-21.54	peak
4	12225.000	30.35	17.75	48.10	54.00	-5.90	AVG
5	12665.000	32.14	18.04	50.18	74.00	-23.82	peak
6	14018.000	28.53	21.80	50.33	74.00	-23.67	peak
7	17967.000	23.28	25.89	49.17	74.00	-24.83	peak

Test Mode:	802.11be EHT20	Frequency(MHz):	5180
Polarity:	Vertical	Test Voltage:	AC 120 V, 60 Hz



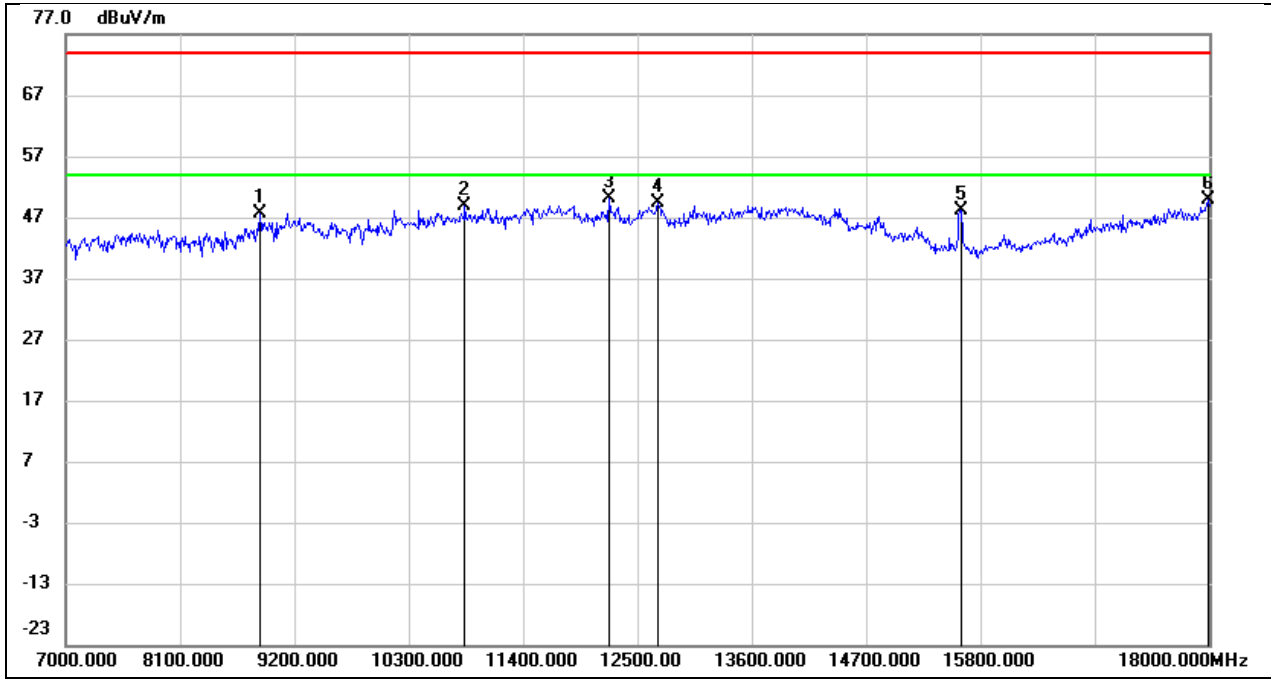
No.	Frequency (MHz)	Reading (dBuV)	Correct (dB/m)	Result (dBuV/m)	Limit (dBuV/m)	Margin (dB)	Remark
1	9134.000	36.92	10.41	47.33	74.00	-26.67	peak
2	10355.000	39.30	12.52	51.82	74.00	-22.18	peak
3	11081.000	34.58	15.05	49.63	74.00	-24.37	peak
4	12225.000	35.08	17.75	52.83	74.00	-21.17	peak
5	12225.000	31.45	17.75	49.20	54.00	-4.80	AVG
6	13919.000	28.21	21.68	49.89	74.00	-24.11	peak
7	17978.000	23.07	25.97	49.04	74.00	-24.96	peak

Test Mode:	802.11be EHT20	Frequency(MHz):	5200
Polarity:	Horizontal	Test Voltage:	AC 120 V, 60 Hz



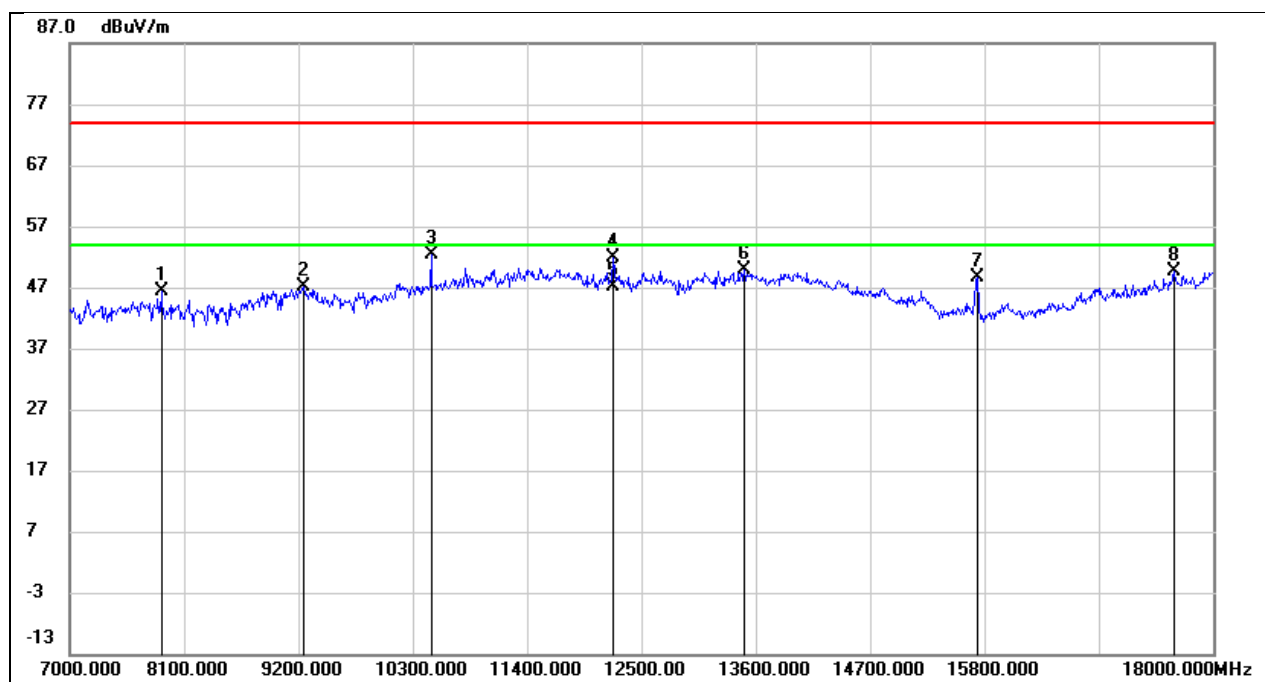
No.	Frequency (MHz)	Reading (dBuV)	Correct (dB/m)	Result (dBuV/m)	Limit (dBuV/m)	Margin (dB)	Remark
1	9079.000	36.55	10.39	46.94	74.00	-27.06	peak
2	10399.000	39.56	12.61	52.17	74.00	-21.83	peak
3	11686.000	32.60	17.12	49.72	74.00	-24.28	peak
4	12225.000	34.96	17.75	52.71	74.00	-21.29	peak
5	12225.000	29.55	17.75	47.30	54.00	-6.70	AVG
6	15591.000	35.02	16.75	51.77	74.00	-22.23	peak
7	15591.000	25.75	16.75	42.50	54.00	-11.50	AVG
8	17989.000	23.13	26.04	49.17	74.00	-24.83	peak

Test Mode:	802.11be EHT20	Frequency(MHz):	5200
Polarity:	Vertical	Test Voltage:	AC 120 V, 60 Hz



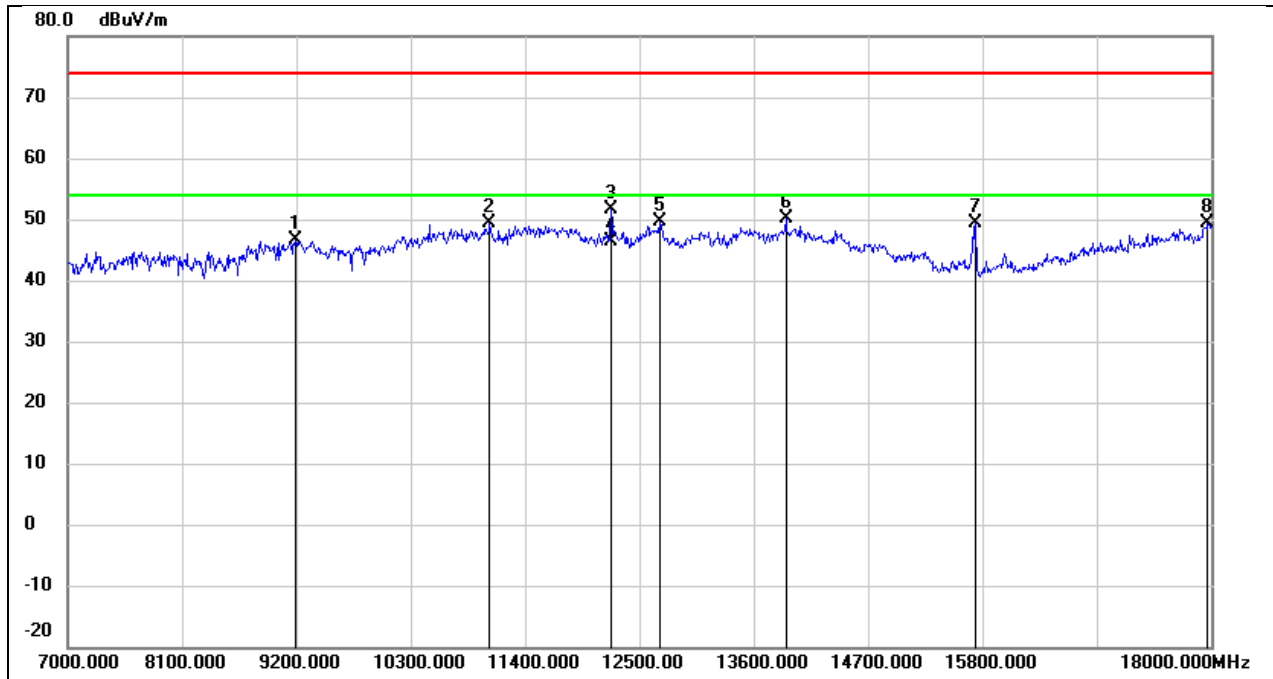
No.	Frequency (MHz)	Reading (dBuV)	Correct (dB/m)	Result (dBuV/m)	Limit (dBuV/m)	Margin (dB)	Remark
1	8870.000	38.29	9.44	47.73	74.00	-26.27	peak
2	10839.000	34.67	14.10	48.77	74.00	-25.23	peak
3	12225.000	32.48	17.75	50.23	74.00	-23.77	peak
4	12698.000	31.26	18.08	49.34	74.00	-24.66	peak
5	15613.000	31.46	16.76	48.22	74.00	-25.78	peak
6	17989.000	23.84	26.04	49.88	74.00	-24.12	peak

Test Mode:	802.11be EHT20	Frequency(MHz):	5240
Polarity:	Horizontal	Test Voltage:	AC 120 V, 60 Hz



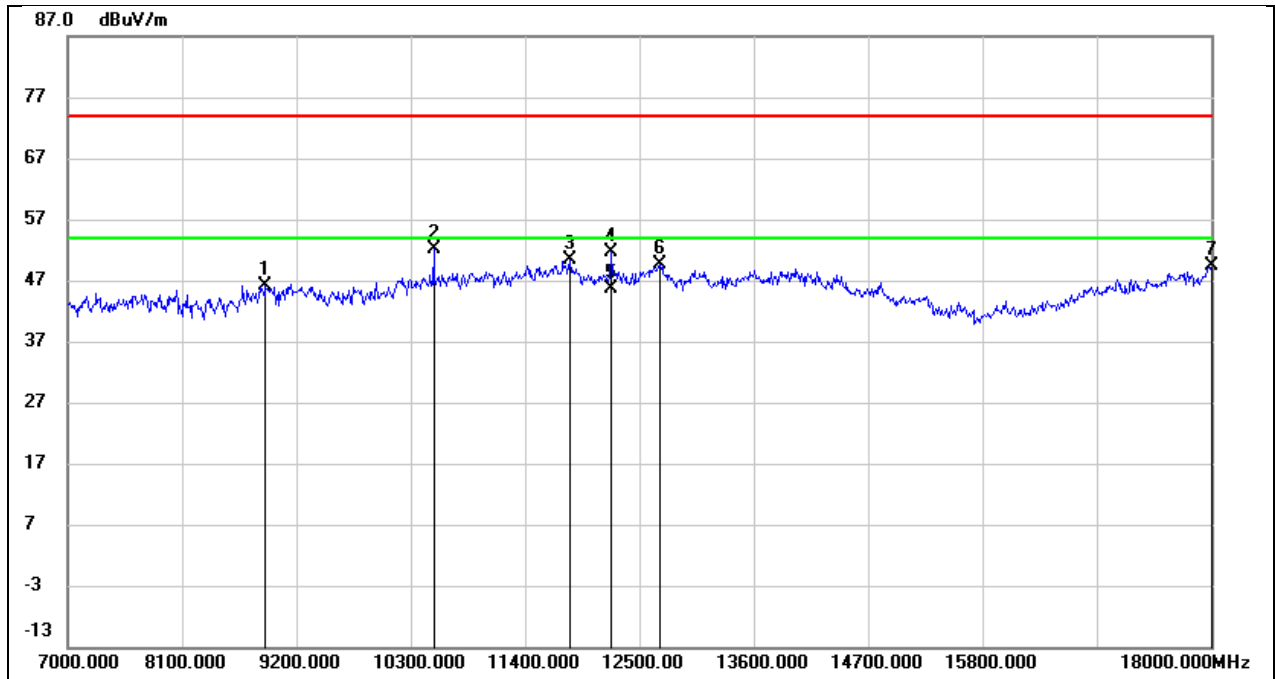
No.	Frequency (MHz)	Reading (dBuV)	Correct (dB/m)	Result (dBuV/m)	Limit (dBuV/m)	Margin (dB)	Remark
1	7880.000	39.72	6.54	46.26	74.00	-27.74	peak
2	9255.000	36.51	10.51	47.02	74.00	-26.98	peak
3	10476.000	39.53	12.77	52.30	74.00	-21.70	peak
4	12225.000	34.04	17.75	51.79	74.00	-22.21	peak
5	12225.000	29.45	17.75	47.20	54.00	-6.80	AVG
6	13490.000	29.20	20.60	49.80	74.00	-24.20	peak
7	15734.000	31.71	16.81	48.52	74.00	-25.48	peak
8	17626.000	26.11	23.57	49.68	74.00	-24.32	peak

Test Mode:	802.11be EHT20	Frequency(MHz):	5240
Polarity:	Vertical	Test Voltage:	AC 120 V, 60 Hz



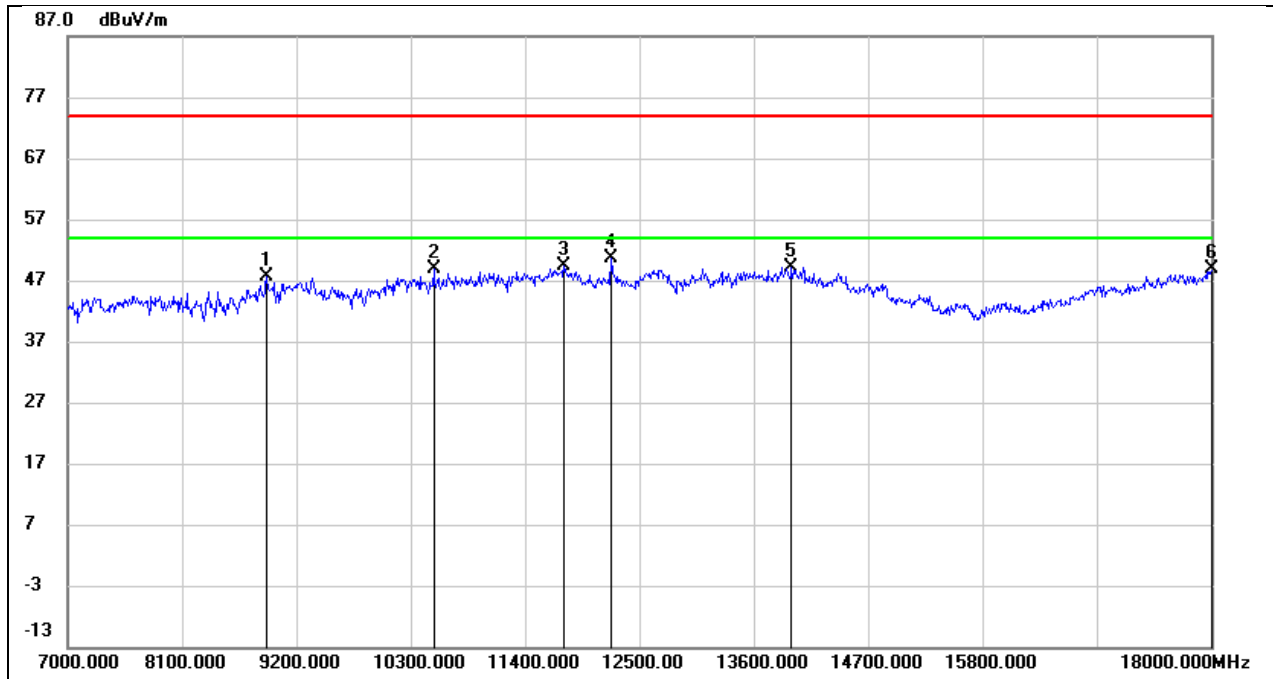
No.	Frequency (MHz)	Reading (dBuV)	Correct (dB/m)	Result (dBuV/m)	Limit (dBuV/m)	Margin (dB)	Remark
1	9189.000	36.12	10.46	46.58	74.00	-27.42	peak
2	11059.000	34.38	14.96	49.34	74.00	-24.66	peak
3	12225.000	33.90	17.75	51.65	74.00	-22.35	peak
4	12225.000	28.75	17.75	46.50	54.00	-7.50	AVG
5	12698.000	31.44	18.08	49.52	74.00	-24.48	peak
6	13908.000	28.54	21.66	50.20	74.00	-23.80	peak
7	15734.000	32.45	16.81	49.26	74.00	-24.74	peak
8	17967.000	23.43	25.89	49.32	74.00	-24.68	peak

Test Mode:	802.11be EHT20	Frequency(MHz):	5260
Polarity:	Horizontal	Test Voltage:	AC 120 V, 60 Hz



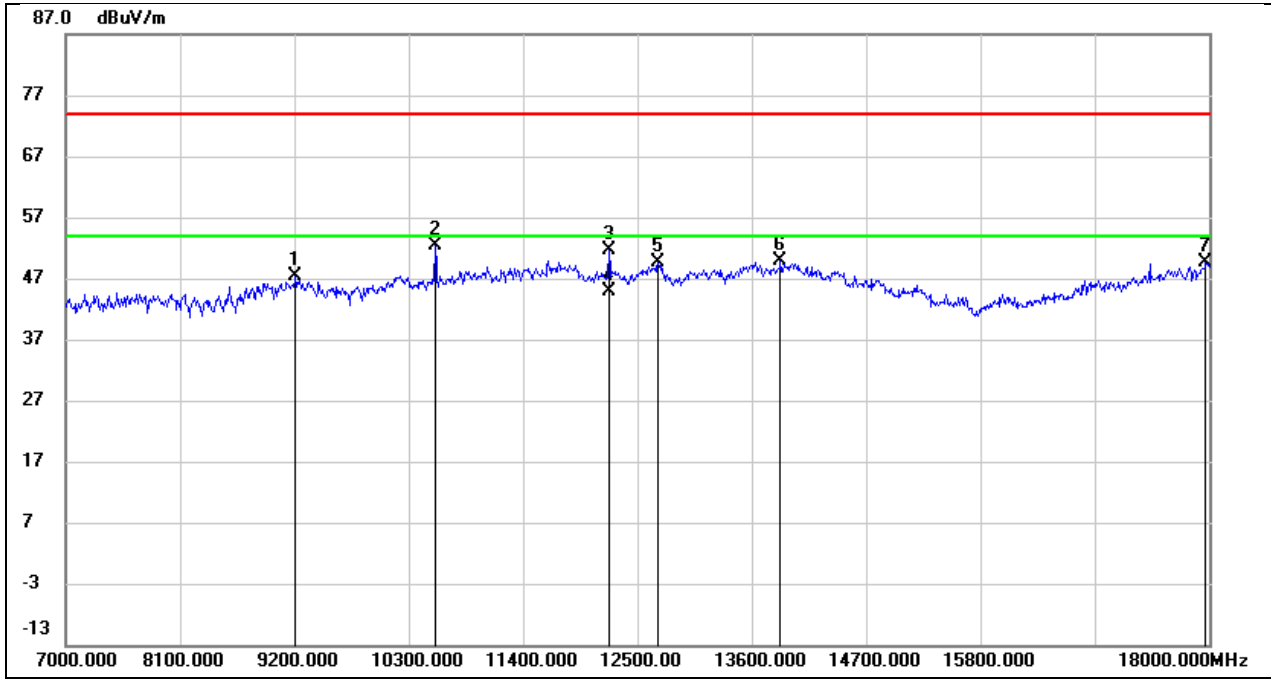
No.	Frequency (MHz)	Reading (dBuV)	Correct (dB/m)	Result (dBuV/m)	Limit (dBuV/m)	Margin (dB)	Remark
1	8903.000	36.50	9.66	46.16	74.00	-27.84	peak
2	10520.000	39.33	12.90	52.23	74.00	-21.77	peak
3	11829.000	32.93	17.38	50.31	74.00	-23.69	peak
4	12225.000	33.99	17.75	51.74	74.00	-22.26	peak
5	12225.000	27.85	17.75	45.60	54.00	-8.40	AVG
6	12698.000	31.49	18.08	49.57	74.00	-24.43	peak
7	18000.000	23.26	26.12	49.38	74.00	-24.62	peak

Test Mode:	802.11be EHT20	Frequency(MHz):	5260
Polarity:	Vertical	Test Voltage:	AC 120 V, 60 Hz



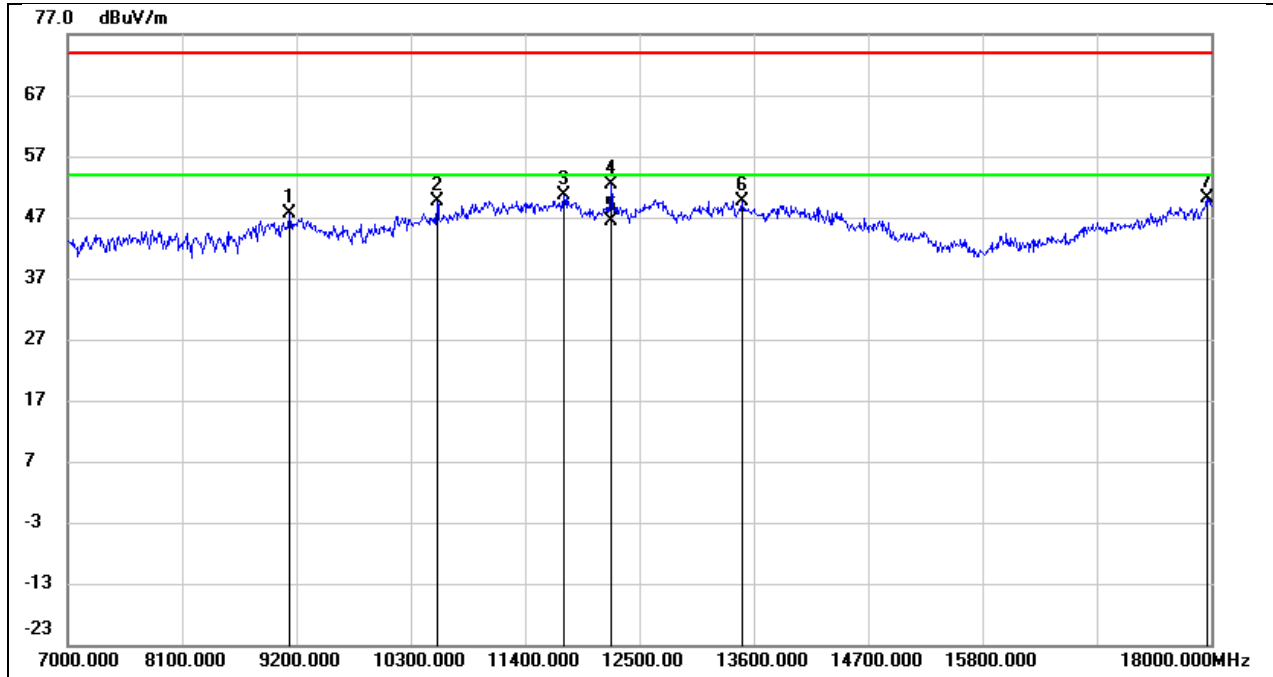
No.	Frequency (MHz)	Reading (dBuV)	Correct (dB/m)	Result (dBuV/m)	Limit (dBuV/m)	Margin (dB)	Remark
1	8914.000	37.76	9.75	47.51	74.00	-26.49	peak
2	10520.000	36.09	12.90	48.99	74.00	-25.01	peak
3	11774.000	32.19	17.28	49.47	74.00	-24.53	peak
4	12225.000	32.79	17.75	50.54	74.00	-23.46	peak
5	13963.000	27.43	21.78	49.21	74.00	-24.79	peak
6	18000.000	22.69	26.12	48.81	74.00	-25.19	peak

Test Mode:	802.11be EHT20	Frequency(MHz):	5280
Polarity:	Horizontal	Test Voltage:	AC 120 V, 60 Hz



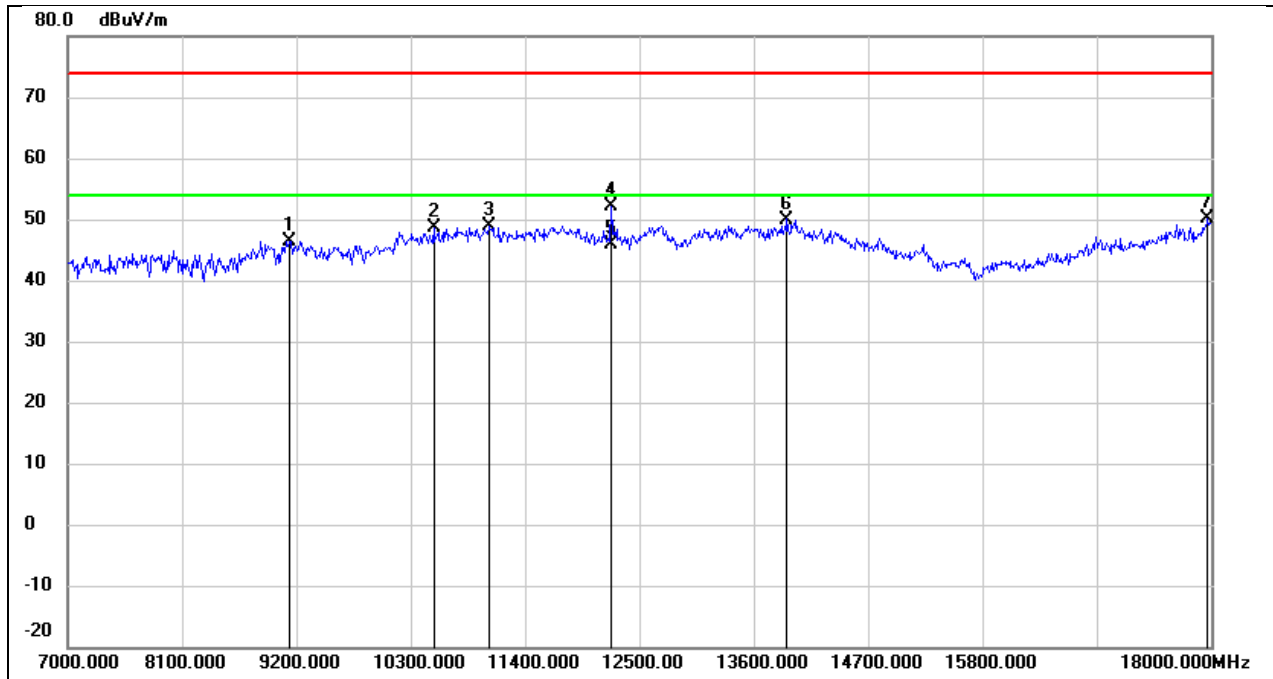
No.	Frequency (MHz)	Reading (dBuV)	Correct (dB/m)	Result (dBuV/m)	Limit (dBuV/m)	Margin (dB)	Remark
1	9211.000	36.96	10.47	47.43	74.00	-26.57	peak
2	10553.000	39.40	13.02	52.42	74.00	-21.58	peak
3	12225.000	33.97	17.75	51.72	74.00	-22.28	peak
4	12225.000	27.05	17.75	44.80	54.00	-9.20	AVG
5	12698.000	31.64	18.08	49.72	74.00	-24.28	peak
6	13875.000	28.38	21.57	49.95	74.00	-24.05	peak
7	17967.000	23.65	25.89	49.54	74.00	-24.46	peak

Test Mode:	802.11be EHT20	Frequency(MHz):	5280
Polarity:	Vertical	Test Voltage:	AC 120 V, 60 Hz



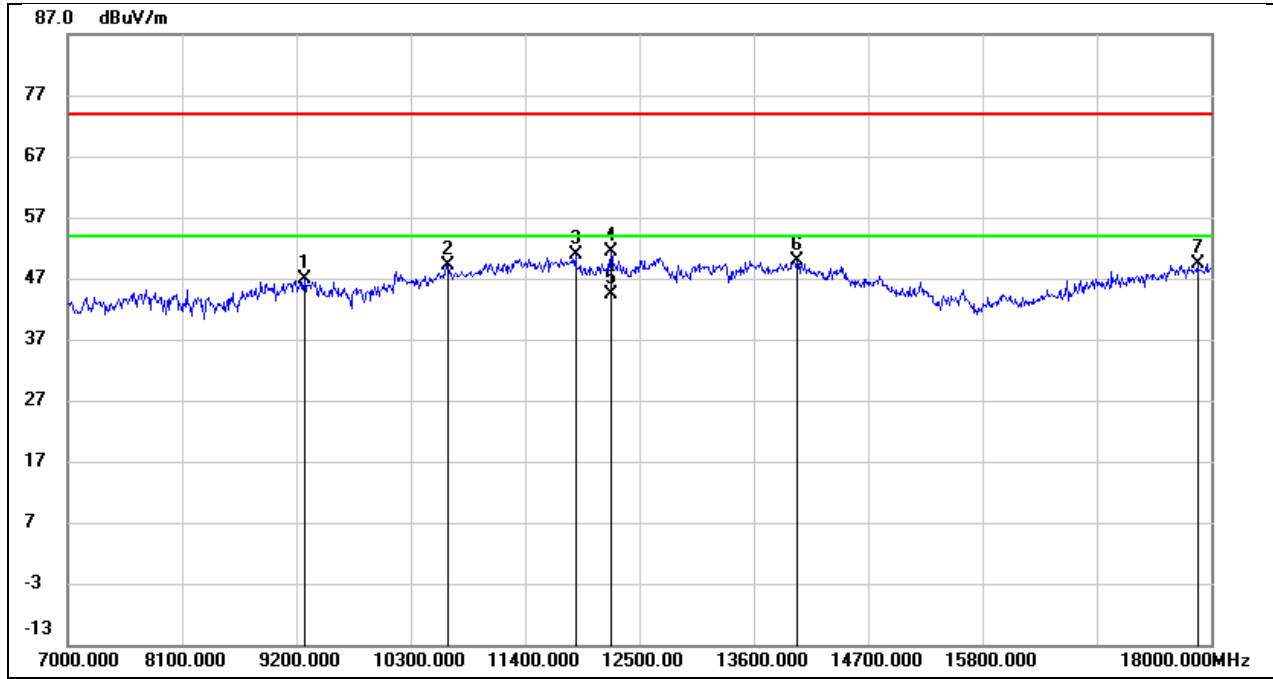
No.	Frequency (MHz)	Reading (dBuV)	Correct (dB/m)	Result (dBuV/m)	Limit (dBuV/m)	Margin (dB)	Remark
1	9134.000	37.14	10.41	47.55	74.00	-26.45	peak
2	10553.000	36.70	13.02	49.72	74.00	-24.28	peak
3	11774.000	33.34	17.28	50.62	74.00	-23.38	peak
4	12225.000	34.59	17.75	52.34	74.00	-21.66	peak
5	12225.000	28.65	17.75	46.40	54.00	-7.60	AVG
6	13490.000	29.03	20.60	49.63	74.00	-24.37	peak
7	17956.000	24.41	25.82	50.23	74.00	-23.77	peak

Test Mode:	802.11be EHT20	Frequency(MHz):	5320
Polarity:	Horizontal	Test Voltage:	AC 120 V, 60 Hz



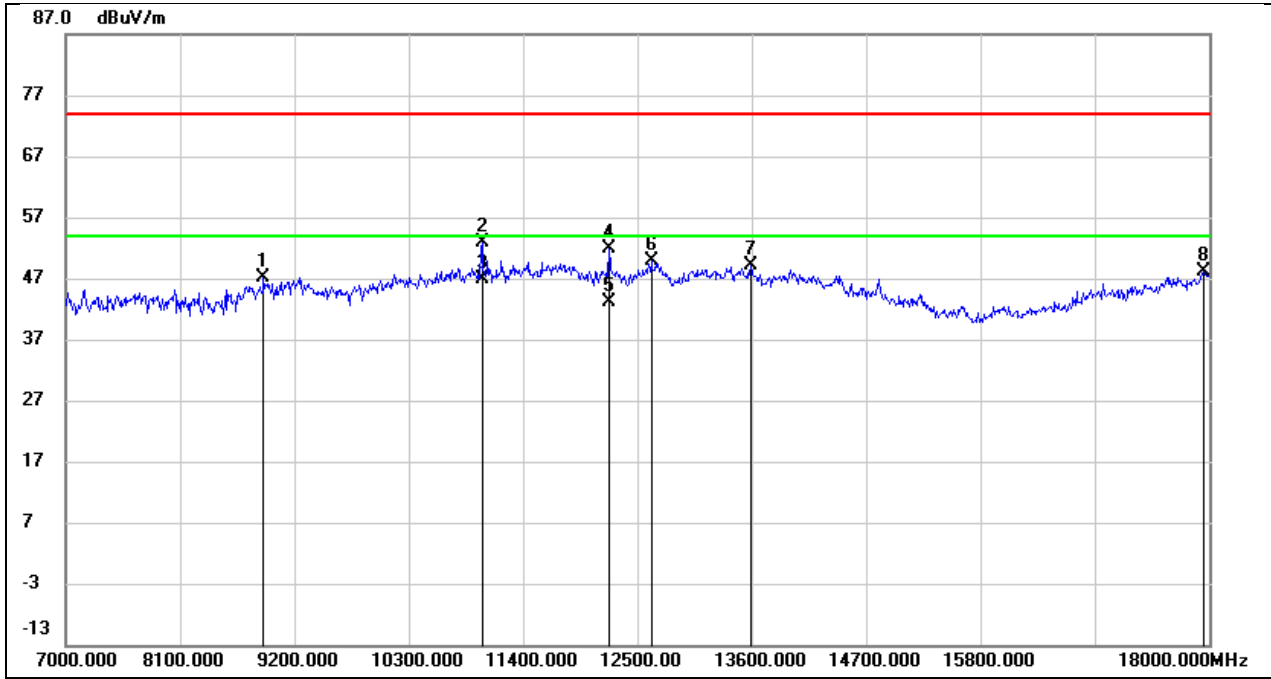
No.	Frequency (MHz)	Reading (dBuV)	Correct (dB/m)	Result (dBuV/m)	Limit (dBuV/m)	Margin (dB)	Remark
1	9134.000	36.06	10.41	46.47	74.00	-27.53	peak
2	10520.000	35.62	12.90	48.52	74.00	-25.48	peak
3	11048.000	34.09	14.91	49.00	74.00	-25.00	peak
4	12225.000	34.47	17.75	52.22	74.00	-21.78	peak
5	12225.000	28.15	17.75	45.90	54.00	-8.10	AVG
6	13919.000	28.32	21.68	50.00	74.00	-24.00	peak
7	17967.000	24.23	25.89	50.12	74.00	-23.88	peak

Test Mode:	802.11be EHT20	Frequency(MHz):	5320
Polarity:	Vertical	Test Voltage:	AC 120 V, 60 Hz



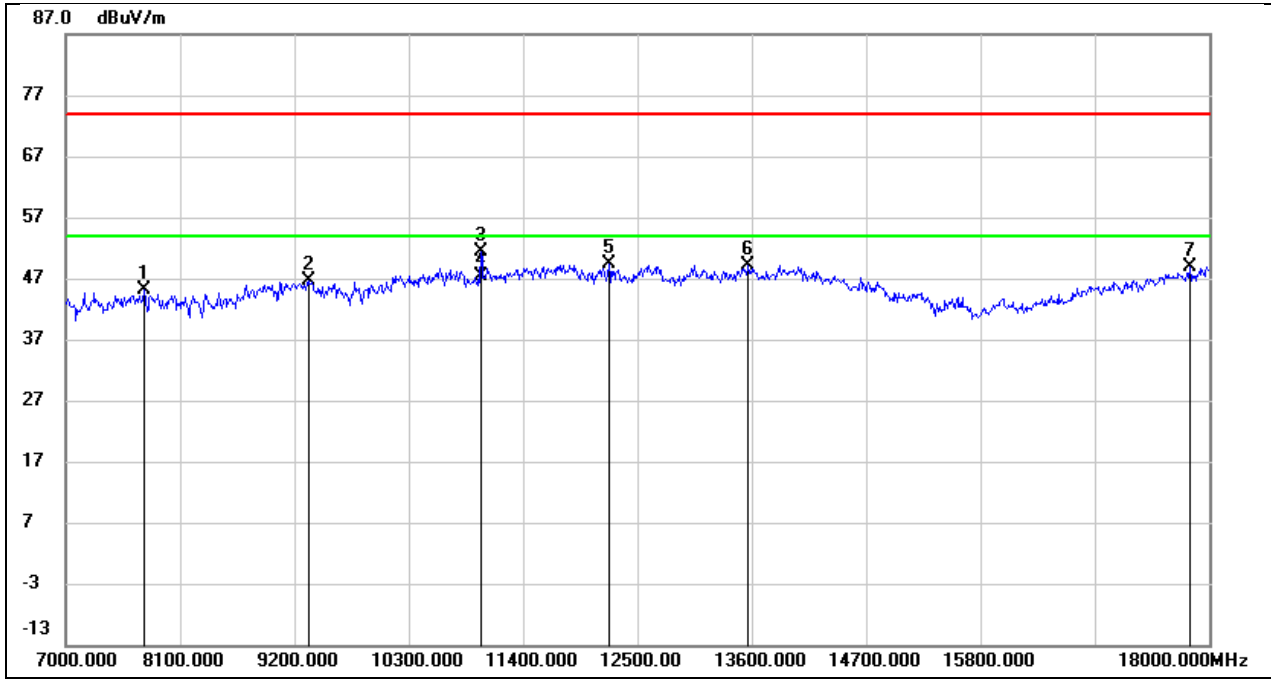
No.	Frequency (MHz)	Reading (dBuV)	Correct (dB/m)	Result (dBuV/m)	Limit (dBuV/m)	Margin (dB)	Remark
1	9277.000	36.45	10.51	46.96	74.00	-27.04	peak
2	10663.000	35.77	13.44	49.21	74.00	-24.79	peak
3	11884.000	33.30	17.48	50.78	74.00	-23.22	peak
4	12225.000	33.54	17.75	51.29	74.00	-22.71	peak
5	12225.000	26.75	17.75	44.50	54.00	-9.50	AVG
6	14018.000	28.10	21.80	49.90	74.00	-24.10	peak
7	17868.000	24.13	25.22	49.35	74.00	-24.65	peak

Test Mode:	802.11be EHT20	Frequency(MHz):	5500
Polarity:	Horizontal	Test Voltage:	AC 120 V, 60 Hz



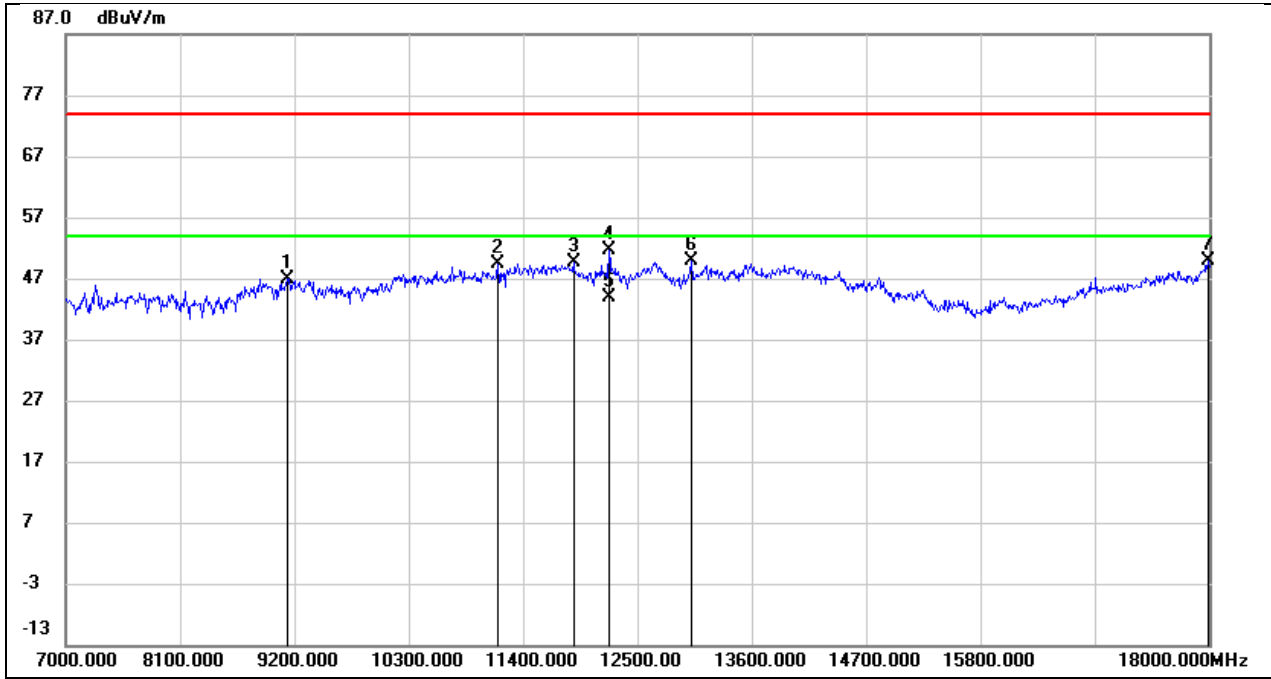
No.	Frequency (MHz)	Reading (dBuV)	Correct (dB/m)	Result (dBuV/m)	Limit (dBuV/m)	Margin (dB)	Remark
1	8903.000	37.56	9.66	47.22	74.00	-26.78	peak
2	11004.000	38.12	14.74	52.86	74.00	-21.14	peak
3	11004.000	32.06	14.74	46.80	54.00	-7.20	AVG
4	12225.000	34.15	17.75	51.90	74.00	-22.10	peak
5	12225.000	25.35	17.75	43.10	54.00	-10.90	AVG
6	12632.000	31.85	17.99	49.84	74.00	-24.16	peak
7	13589.000	28.16	20.86	49.02	74.00	-24.98	peak
8	17945.000	22.28	25.75	48.03	74.00	-25.97	peak

Test Mode:	802.11be EHT20	Frequency(MHz):	5500
Polarity:	Vertical	Test Voltage:	AC 120 V, 60 Hz



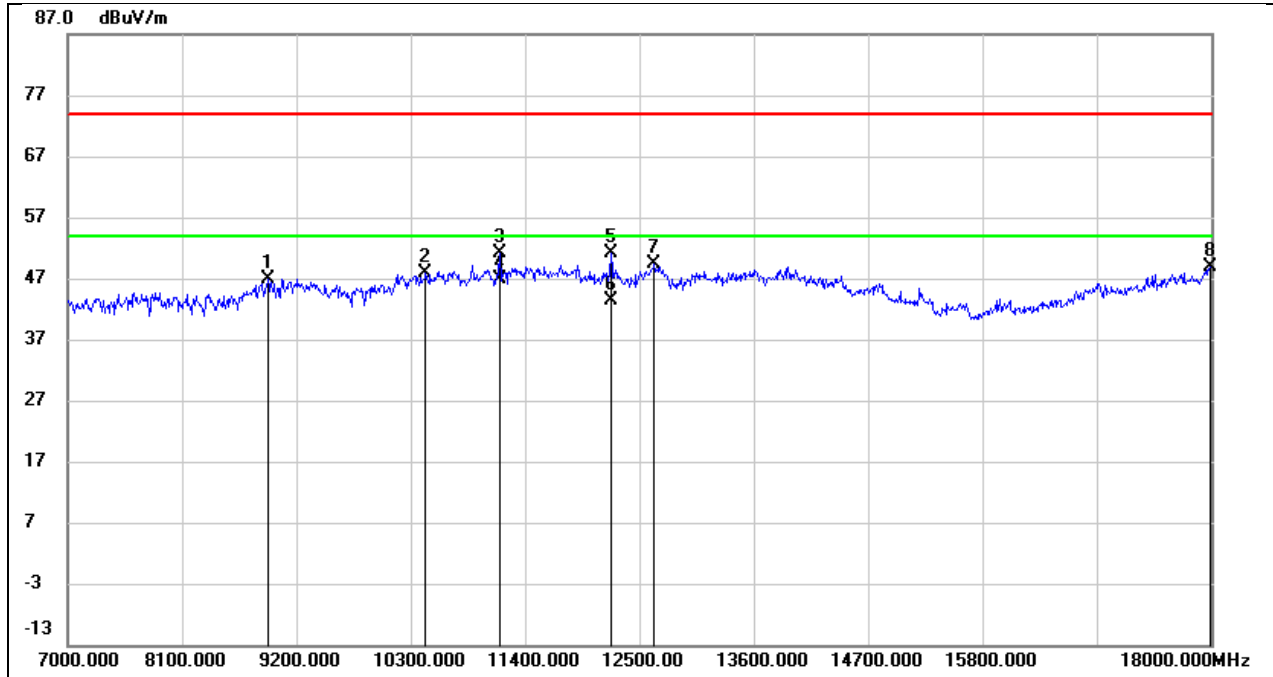
No.	Frequency (MHz)	Reading (dBuV)	Correct (dB/m)	Result (dBuV/m)	Limit (dBuV/m)	Margin (dB)	Remark
1	7748.000	38.57	6.66	45.23	74.00	-28.77	peak
2	9332.000	36.07	10.54	46.61	74.00	-27.39	peak
3	10993.000	36.77	14.70	51.47	74.00	-22.53	peak
4	10993.000	32.70	14.70	47.40	54.00	-6.60	AVG
5	12225.000	31.59	17.75	49.34	74.00	-24.66	peak
6	13567.000	28.36	20.80	49.16	74.00	-24.84	peak
7	17813.000	24.10	24.84	48.94	74.00	-25.06	peak

Test Mode:	802.11be EHT20	Frequency(MHz):	5580
Polarity:	Horizontal	Test Voltage:	AC 120 V, 60 Hz



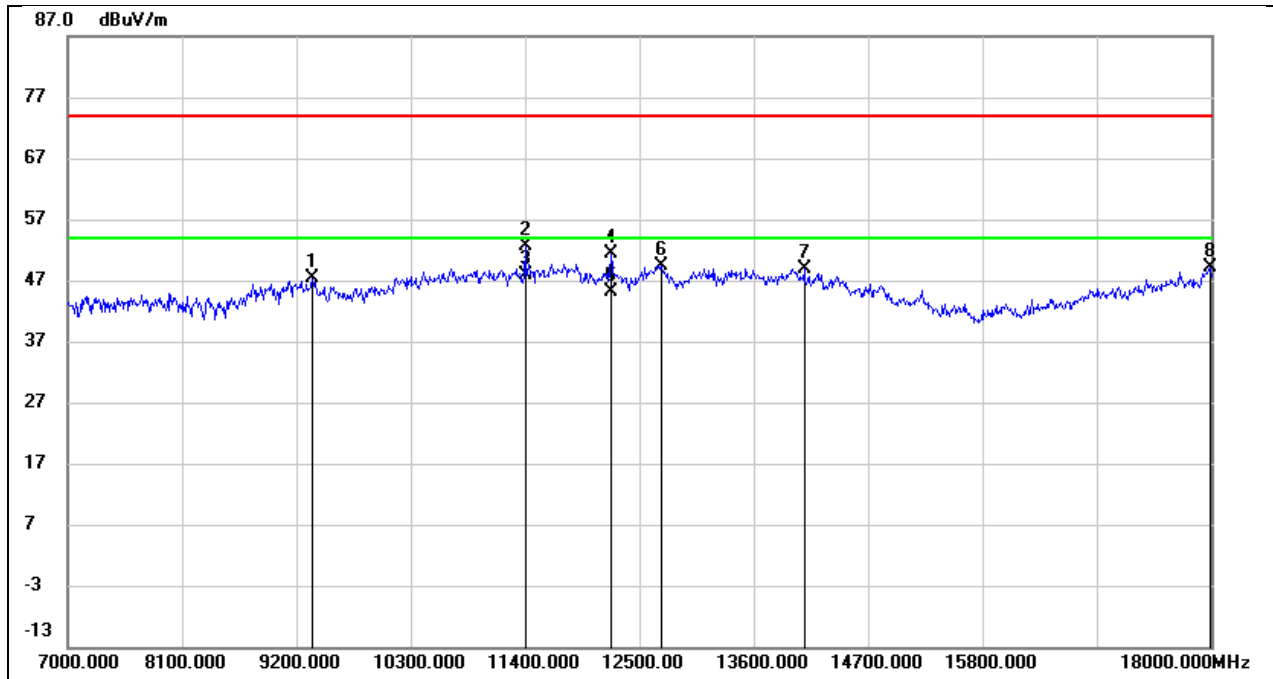
No.	Frequency (MHz)	Reading (dBuV)	Correct (dB/m)	Result (dBuV/m)	Limit (dBuV/m)	Margin (dB)	Remark
1	9134.000	36.57	10.41	46.98	74.00	-27.02	peak
2	11158.000	34.05	15.37	49.42	74.00	-24.58	peak
3	11884.000	32.07	17.48	49.55	74.00	-24.45	peak
4	12225.000	33.77	17.75	51.52	74.00	-22.48	peak
5	12225.000	26.25	17.75	44.00	54.00	-10.00	AVG
6	13017.000	31.24	18.53	49.77	74.00	-24.23	peak
7	17989.000	23.78	26.04	49.82	74.00	-24.18	peak

Test Mode:	802.11be EHT20	Frequency(MHz):	5580
Polarity:	Vertical	Test Voltage:	AC 120 V, 60 Hz



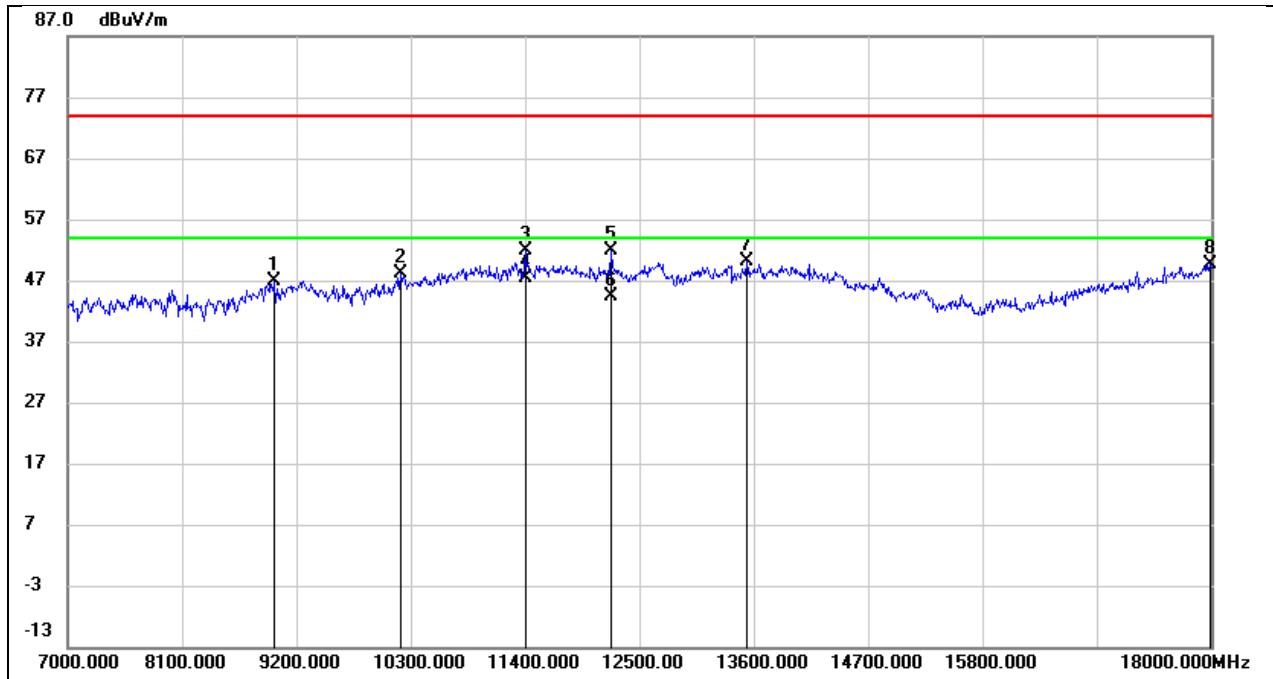
No.	Frequency (MHz)	Reading (dBuV)	Correct (dB/m)	Result (dBuV/m)	Limit (dBuV/m)	Margin (dB)	Remark
1	8925.000	37.14	9.82	46.96	74.00	-27.04	peak
2	10443.000	35.27	12.70	47.97	74.00	-26.03	peak
3	11158.000	35.74	15.37	51.11	74.00	-22.89	peak
4	11158.000	31.53	15.37	46.90	54.00	-7.10	AVG
5	12225.000	33.48	17.75	51.23	74.00	-22.77	peak
6	12225.000	25.75	17.75	43.50	54.00	-10.50	AVG
7	12643.000	31.31	18.01	49.32	74.00	-24.68	peak
8	17989.000	22.83	26.04	48.87	74.00	-25.13	peak

Test Mode:	802.11be EHT20	Frequency(MHz):	5700
Polarity:	Horizontal	Test Voltage:	AC 120 V, 60 Hz



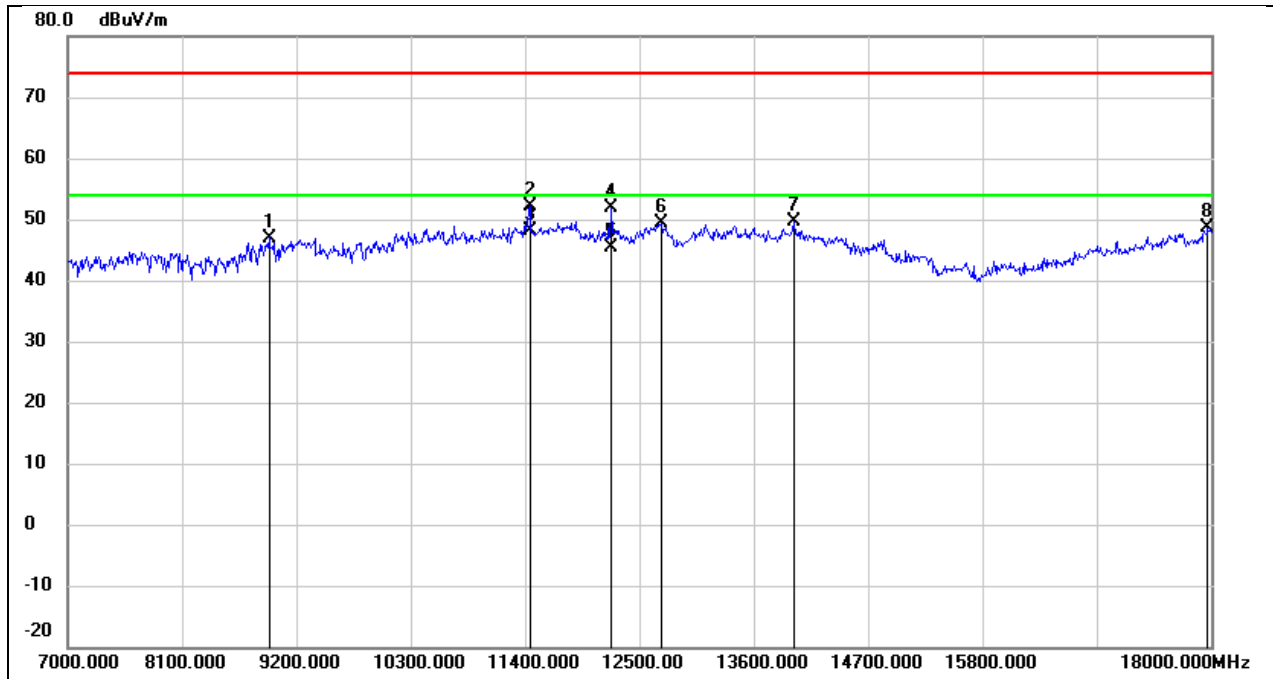
No.	Frequency (MHz)	Reading (dBuV)	Correct (dB/m)	Result (dBuV/m)	Limit (dBuV/m)	Margin (dB)	Remark
1	9354.000	36.76	10.56	47.32	74.00	-26.68	peak
2	11400.000	36.30	16.36	52.66	74.00	-21.34	peak
3	11400.000	31.44	16.36	47.80	54.00	-6.20	AVG
4	12225.000	33.61	17.75	51.36	74.00	-22.64	peak
5	12225.000	27.35	17.75	45.10	54.00	-8.90	AVG
6	12709.000	31.39	18.09	49.48	74.00	-24.52	peak
7	14084.000	27.33	21.52	48.85	74.00	-25.15	peak
8	17989.000	23.08	26.04	49.12	74.00	-24.88	peak

Test Mode:	802.11be EHT20	Frequency(MHz):	5700
Polarity:	Vertical	Test Voltage:	AC 120 V, 60 Hz



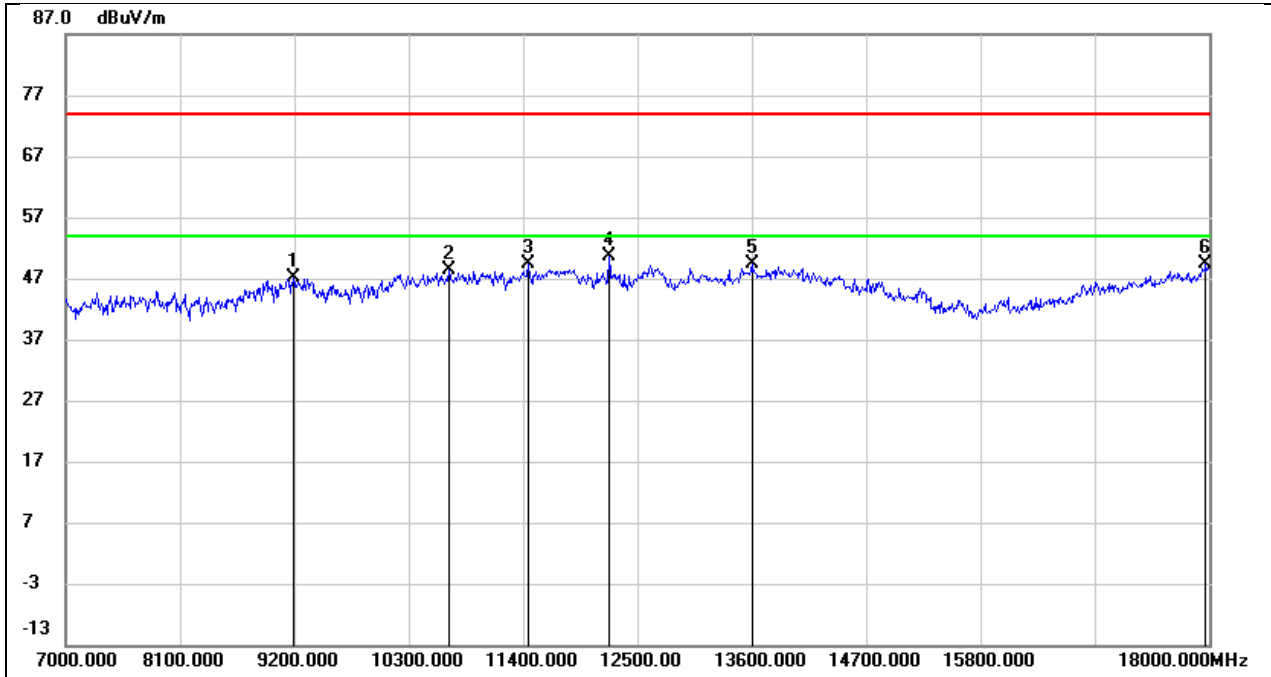
No.	Frequency (MHz)	Reading (dBuV)	Correct (dB/m)	Result (dBuV/m)	Limit (dBuV/m)	Margin (dB)	Remark
1	8991.000	36.72	10.28	47.00	74.00	-27.00	peak
2	10201.000	35.98	12.19	48.17	74.00	-25.83	peak
3	11400.000	35.61	16.36	51.97	74.00	-22.03	peak
4	11400.000	30.94	16.36	47.30	54.00	-6.70	AVG
5	12225.000	34.13	17.75	51.88	74.00	-22.12	peak
6	12225.000	26.55	17.75	44.30	54.00	-9.70	AVG
7	13534.000	29.33	20.73	50.06	74.00	-23.94	peak
8	17989.000	23.50	26.04	49.54	74.00	-24.46	peak

Test Mode:	802.11be EHT20	Frequency(MHz):	5720
Polarity:	Horizontal	Test Voltage:	AC 120 V, 60 Hz



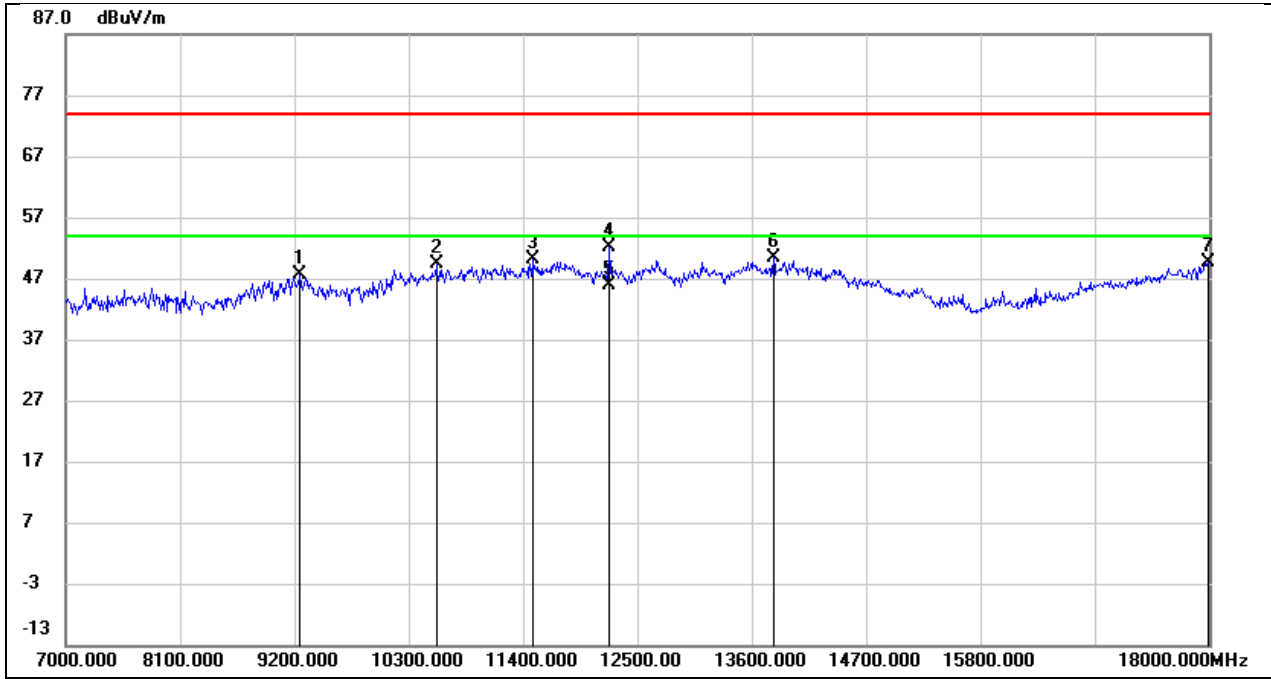
No.	Frequency (MHz)	Reading (dBuV)	Correct (dB/m)	Result (dBuV/m)	Limit (dBuV/m)	Margin (dB)	Remark
1	8936.000	37.10	9.90	47.00	74.00	-27.00	peak
2	11444.000	35.70	16.53	52.23	74.00	-21.77	peak
3	11444.000	31.67	16.53	48.20	54.00	-5.80	AVG
4	12225.000	34.23	17.75	51.98	74.00	-22.02	peak
5	12225.000	27.55	17.75	45.30	54.00	-8.70	AVG
6	12709.000	31.29	18.09	49.38	74.00	-24.62	peak
7	13985.000	27.82	21.85	49.67	74.00	-24.33	peak
8	17967.000	22.63	25.89	48.52	74.00	-25.48	peak

Test Mode:	802.11be EHT20	Frequency(MHz):	5720
Polarity:	Vertical	Test Voltage:	AC 120 V, 60 Hz



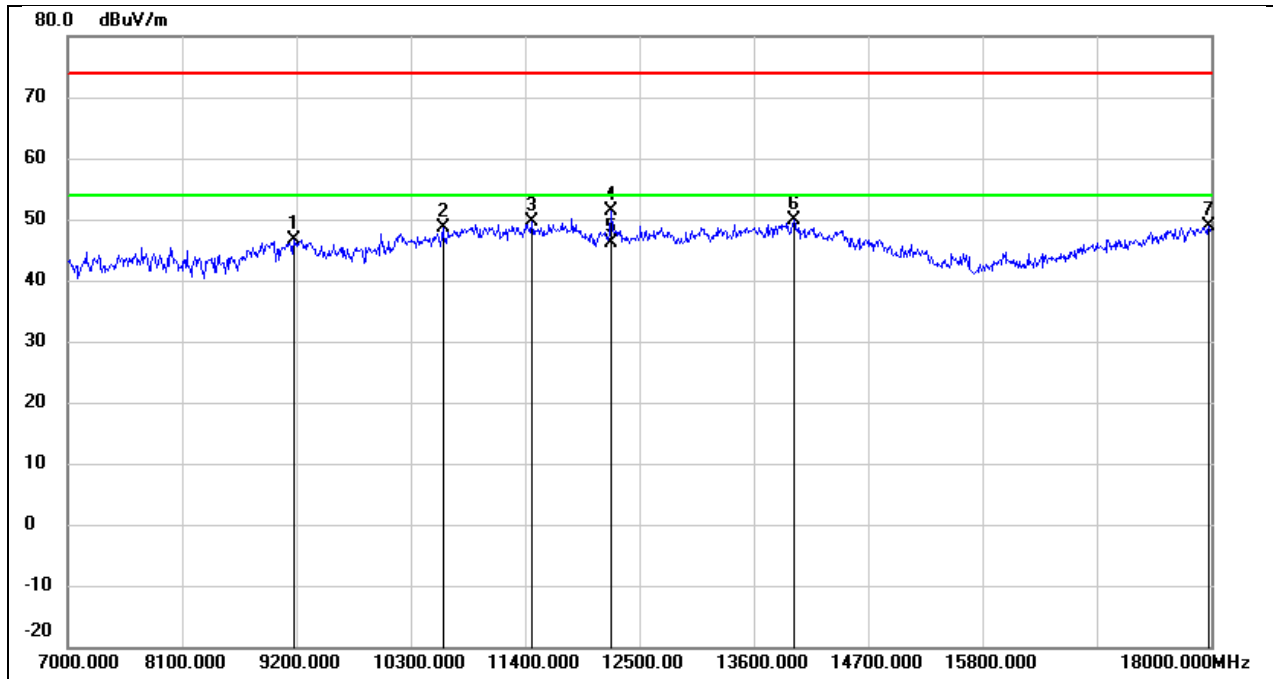
No.	Frequency (MHz)	Reading (dBuV)	Correct (dB/m)	Result (dBuV/m)	Limit (dBuV/m)	Margin (dB)	Remark
1	9189.000	36.56	10.46	47.02	74.00	-26.98	peak
2	10685.000	34.75	13.53	48.28	74.00	-25.72	peak
3	11444.000	32.77	16.53	49.30	74.00	-24.70	peak
4	12225.000	32.85	17.75	50.60	74.00	-23.40	peak
5	13600.000	28.57	20.89	49.46	74.00	-24.54	peak
6	17967.000	23.38	25.89	49.27	74.00	-24.73	peak

Test Mode:	802.11be EHT20	Frequency(MHz):	5745
Polarity:	Horizontal	Test Voltage:	AC 120 V, 60 Hz



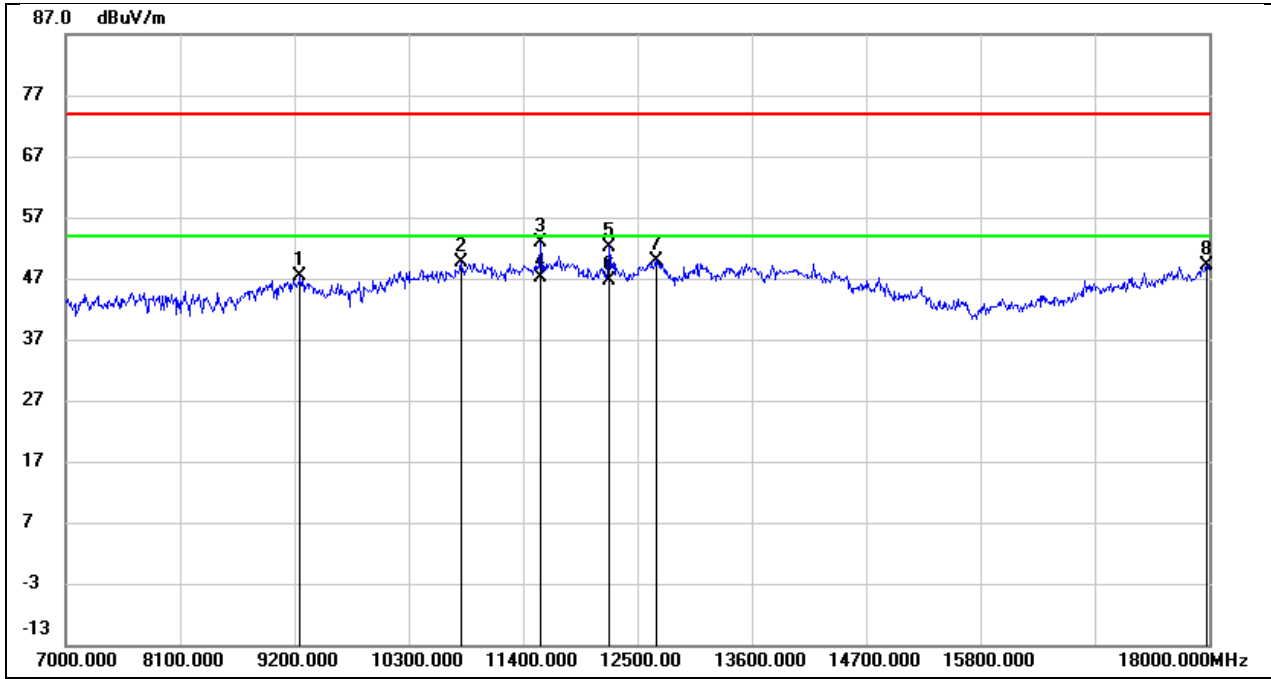
No.	Frequency (MHz)	Reading (dBuV)	Correct (dB/m)	Result (dBuV/m)	Limit (dBuV/m)	Margin (dB)	Remark
1	9255.000	37.25	10.50	47.75	74.00	-26.25	peak
2	10564.000	36.38	13.06	49.44	74.00	-24.56	peak
3	11488.000	33.38	16.72	50.10	74.00	-23.90	peak
4	12225.000	34.39	17.75	52.14	74.00	-21.86	peak
5	12225.000	28.05	17.75	45.80	54.00	-8.20	AVG
6	13809.000	28.86	21.41	50.27	74.00	-23.73	peak
7	17989.000	23.56	26.04	49.60	74.00	-24.40	peak

Test Mode:	802.11be EHT20	Frequency(MHz):	5745
Polarity:	Vertical	Test Voltage:	AC 120 V, 60 Hz



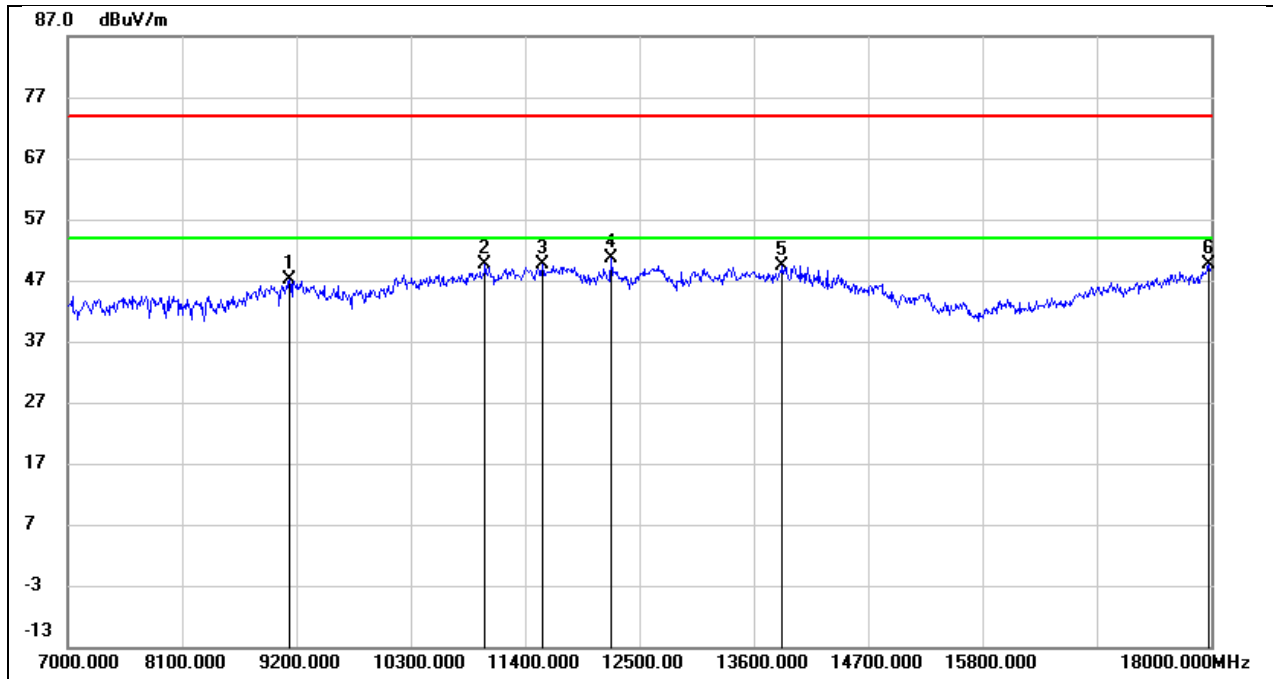
No.	Frequency (MHz)	Reading (dBuV)	Correct (dB/m)	Result (dBuV/m)	Limit (dBuV/m)	Margin (dB)	Remark
1	9178.000	36.26	10.45	46.71	74.00	-27.29	peak
2	10608.000	35.48	13.23	48.71	74.00	-25.29	peak
3	11466.000	33.00	16.63	49.63	74.00	-24.37	peak
4	12225.000	33.61	17.75	51.36	74.00	-22.64	peak
5	12225.000	28.45	17.75	46.20	54.00	-7.80	AVG
6	13985.000	27.97	21.85	49.82	74.00	-24.18	peak
7	17978.000	22.91	25.97	48.88	74.00	-25.12	peak

Test Mode:	802.11be EHT20	Frequency(MHz):	5785
Polarity:	Horizontal	Test Voltage:	AC 120 V, 60 Hz



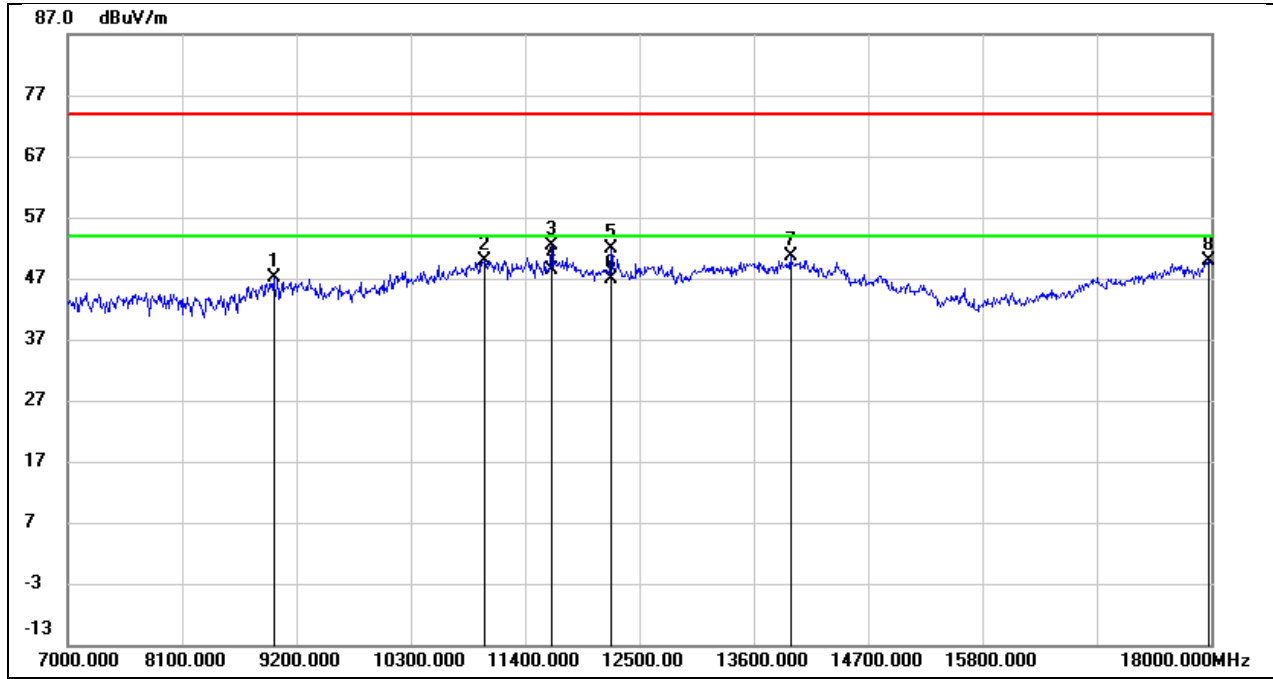
No.	Frequency (MHz)	Reading (dBuV)	Correct (dB/m)	Result (dBuV/m)	Limit (dBuV/m)	Margin (dB)	Remark
1	9255.000	36.93	10.51	47.44	74.00	-26.56	peak
2	10806.000	35.59	13.98	49.57	74.00	-24.43	peak
3	11565.000	36.08	16.89	52.97	74.00	-21.03	peak
4	11565.000	30.36	16.89	47.25	54.00	-6.75	AVG
5	12225.000	34.50	17.75	52.25	74.00	-21.75	peak
6	12225.000	28.76	17.75	46.51	54.00	-7.49	AVG
7	12676.000	31.95	18.05	50.00	74.00	-24.00	peak
8	17978.000	23.12	25.97	49.09	74.00	-24.91	peak

Test Mode:	802.11be EHT20	Frequency(MHz):	5785
Polarity:	Vertical	Test Voltage:	AC 120 V, 60 Hz



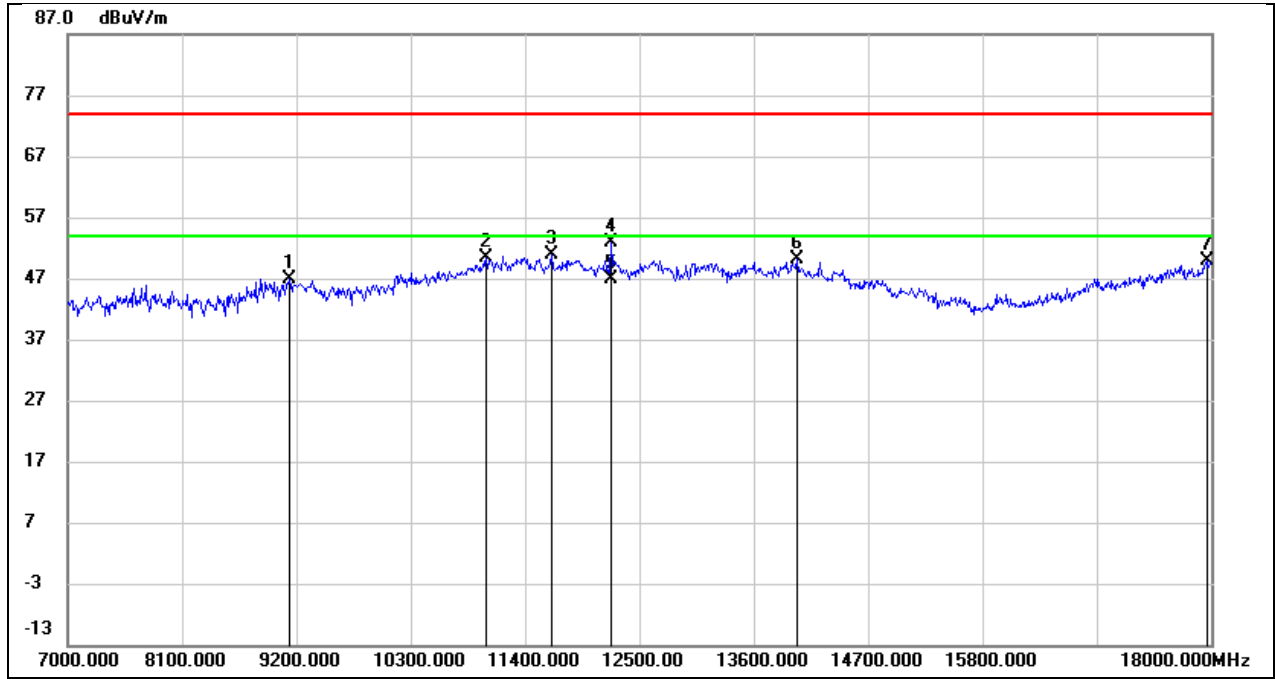
No.	Frequency (MHz)	Reading (dBuV)	Correct (dB/m)	Result (dBuV/m)	Limit (dBuV/m)	Margin (dB)	Remark
1	9134.000	36.68	10.41	47.09	74.00	-26.91	peak
2	11015.000	34.79	14.79	49.58	74.00	-24.42	peak
3	11565.000	32.74	16.89	49.63	74.00	-24.37	peak
4	12225.000	32.76	17.75	50.51	74.00	-23.49	peak
5	13875.000	27.85	21.57	49.42	74.00	-24.58	peak
6	17978.000	23.67	25.97	49.64	74.00	-24.36	peak

Test Mode:	802.11be EHT20	Frequency(MHz):	5825
Polarity:	Horizontal	Test Voltage:	AC 120 V, 60 Hz



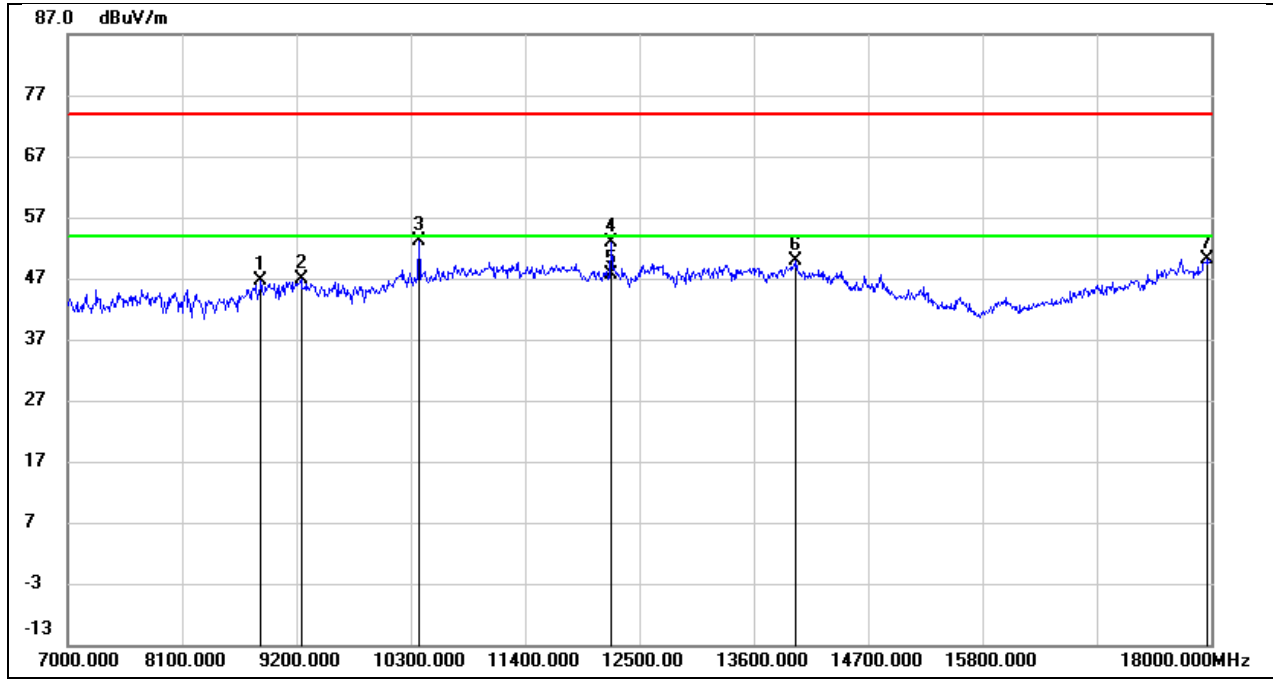
No.	Frequency (MHz)	Reading (dBuV)	Correct (dB/m)	Result (dBuV/m)	Limit (dBuV/m)	Margin (dB)	Remark
1	8980.000	36.85	10.21	47.06	74.00	-26.94	peak
2	11004.000	35.25	14.74	49.99	74.00	-24.01	peak
3	11653.000	35.35	17.05	52.40	74.00	-21.60	peak
4	11653.000	31.28	17.05	48.33	54.00	-5.67	AVG
5	12225.000	34.23	17.75	51.98	74.00	-22.02	peak
6	12225.000	29.04	17.75	46.79	54.00	-7.21	AVG
7	13952.000	28.93	21.76	50.69	74.00	-23.31	peak
8	17978.000	24.01	25.97	49.98	74.00	-24.02	peak

Test Mode:	802.11be EHT20	Frequency(MHz):	5825
Polarity:	Vertical	Test Voltage:	AC 120 V, 60 Hz



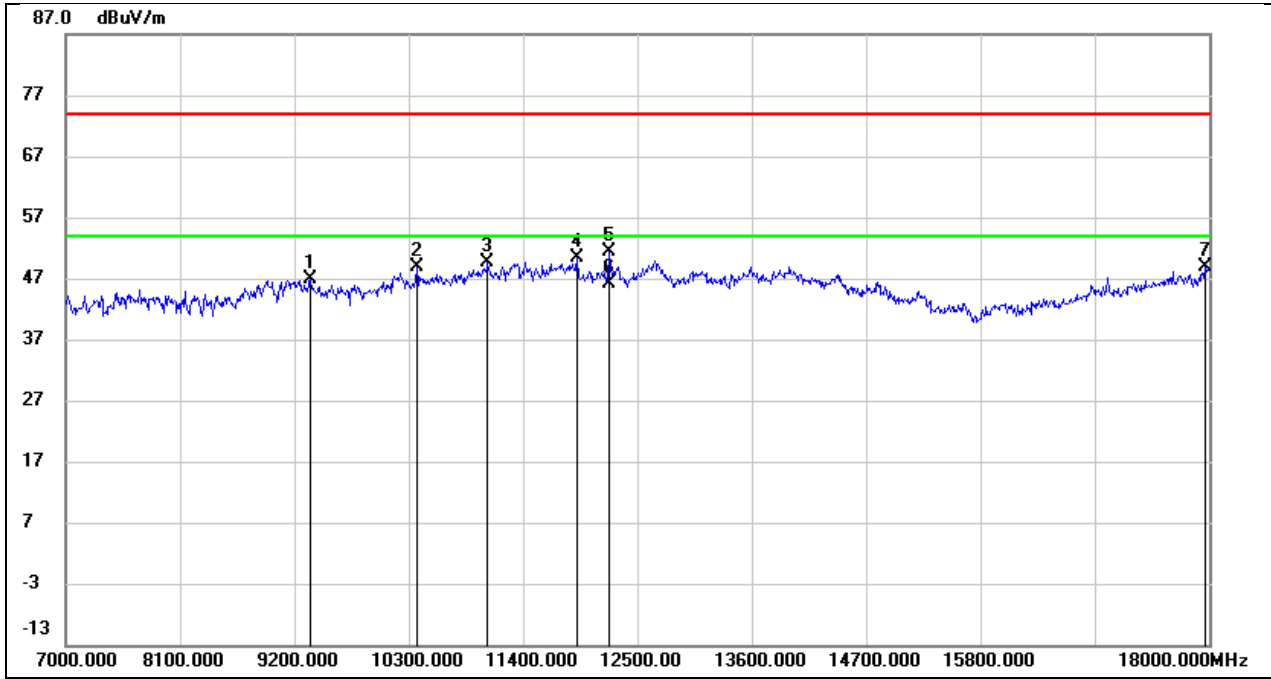
No.	Frequency (MHz)	Reading (dBuV)	Correct (dB/m)	Result (dBuV/m)	Limit (dBuV/m)	Margin (dB)	Remark
1	9134.000	36.56	10.41	46.97	74.00	-27.03	peak
2	11026.000	35.63	14.82	50.45	74.00	-23.55	peak
3	11653.000	33.92	17.05	50.97	74.00	-23.03	peak
4	12225.000	35.05	17.75	52.80	74.00	-21.20	peak
5	12225.000	29.02	17.75	46.77	54.00	-7.23	AVG
6	14018.000	28.28	21.80	50.08	74.00	-23.92	peak
7	17956.000	24.15	25.82	49.97	74.00	-24.03	peak

Test Mode:	802.11be EHT40	Frequency(MHz):	5190
Polarity:	Horizontal	Test Voltage:	AC 120 V, 60 Hz



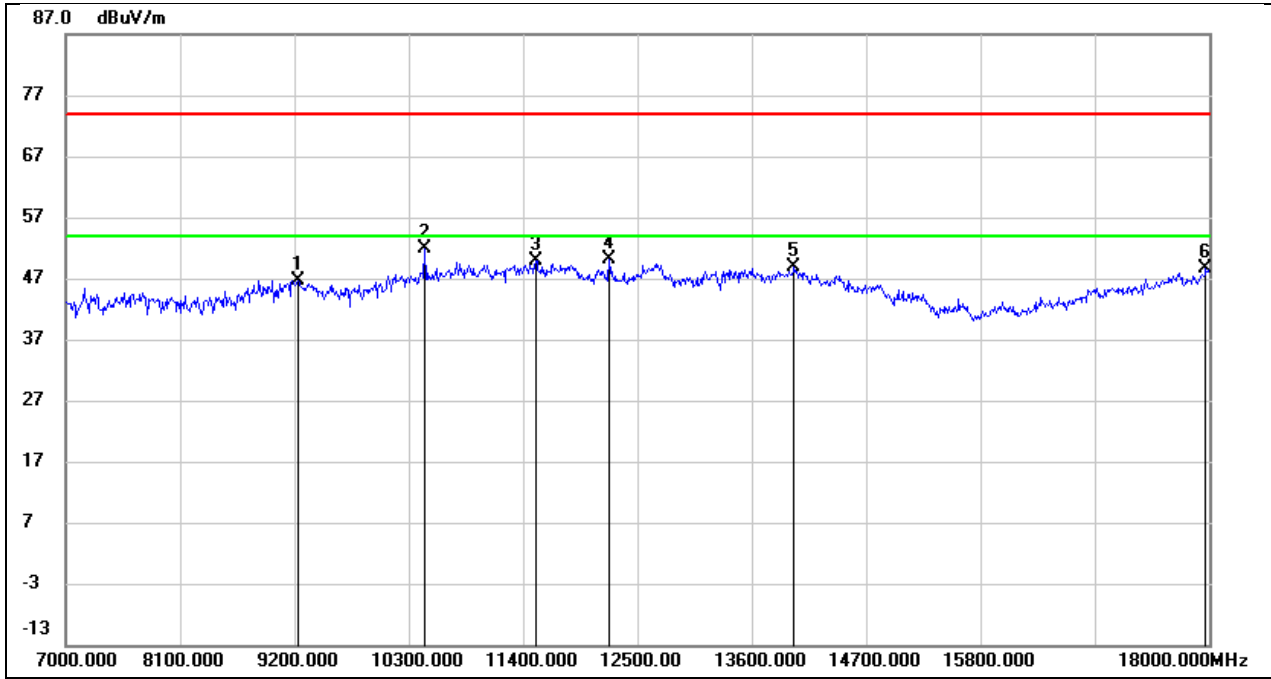
No.	Frequency (MHz)	Reading (dBuV)	Correct (dB/m)	Result (dBuV/m)	Limit (dBuV/m)	Margin (dB)	Remark
1	8859.000	37.23	9.36	46.59	74.00	-27.41	peak
2	9244.000	36.35	10.49	46.84	74.00	-27.16	peak
3	10377.000	40.55	12.56	53.11	74.00	-20.89	peak
4	12225.000	35.09	17.75	52.84	74.00	-21.16	peak
5	12225.000	29.88	17.75	47.63	54.00	-6.37	AVG
6	14007.000	28.10	21.85	49.95	74.00	-24.05	peak
7	17967.000	24.27	25.89	50.16	74.00	-23.84	peak

Test Mode:	802.11be EHT40	Frequency(MHz):	5190
Polarity:	Vertical	Test Voltage:	AC 120 V, 60 Hz



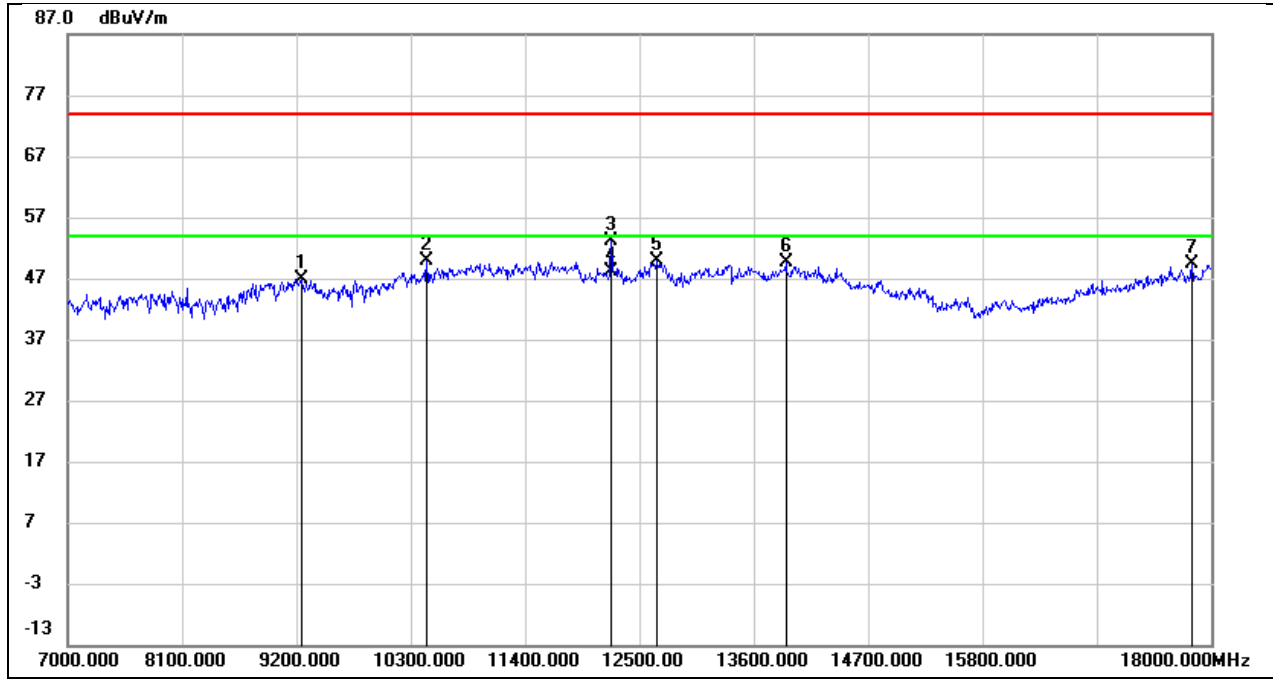
No.	Frequency (MHz)	Reading (dBuV)	Correct (dB/m)	Result (dBuV/m)	Limit (dBuV/m)	Margin (dB)	Remark
1	9354.000	36.25	10.56	46.81	74.00	-27.19	peak
2	10377.000	36.38	12.56	48.94	74.00	-25.06	peak
3	11059.000	34.59	14.96	49.55	74.00	-24.45	peak
4	11917.000	32.73	17.54	50.27	74.00	-23.73	peak
5	12225.000	33.53	17.75	51.28	74.00	-22.72	peak
6	12225.000	28.37	17.75	46.12	54.00	-7.88	AVG
7	17956.000	22.98	25.82	48.80	74.00	-25.20	peak

Test Mode:	802.11be EHT40	Frequency(MHz):	5230
Polarity:	Horizontal	Test Voltage:	AC 120 V, 60 Hz



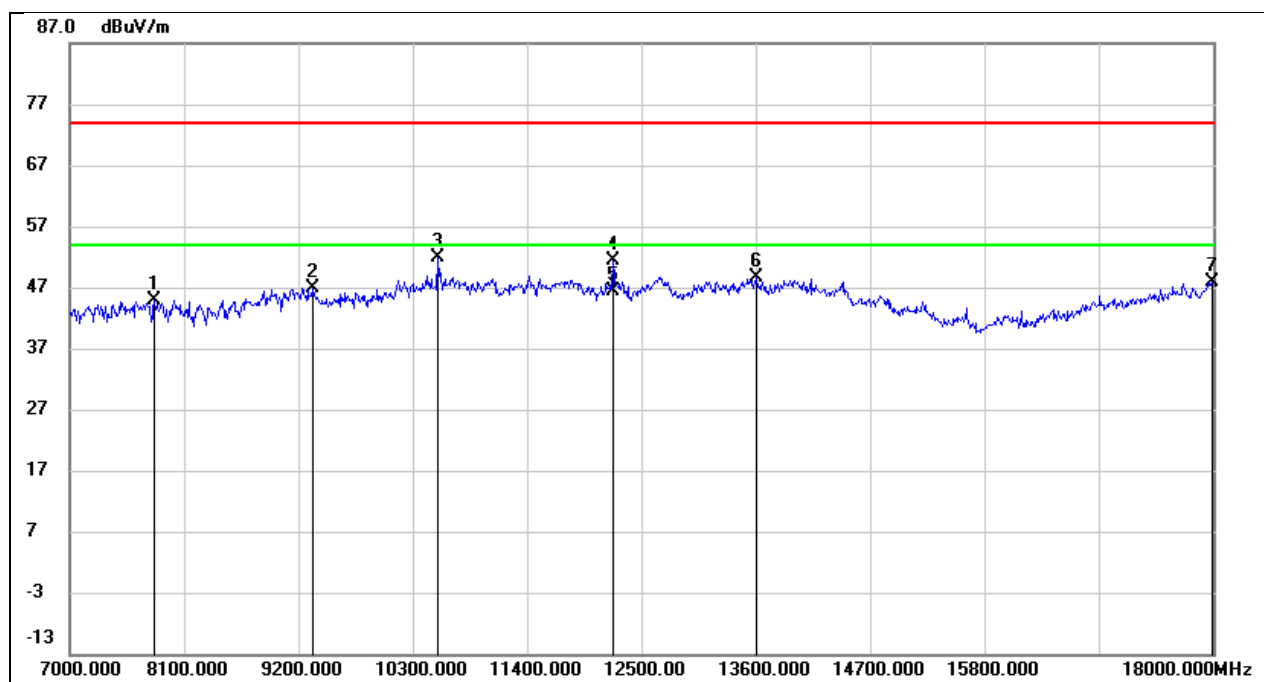
No.	Frequency (MHz)	Reading (dBuV)	Correct (dB/m)	Result (dBuV/m)	Limit (dBuV/m)	Margin (dB)	Remark
1	9233.000	36.26	10.48	46.74	74.00	-27.26	peak
2	10454.000	39.03	12.73	51.76	74.00	-22.24	peak
3	11521.000	33.18	16.82	50.00	74.00	-24.00	peak
4	12225.000	32.35	17.75	50.10	74.00	-23.90	peak
5	14007.000	26.99	21.85	48.84	74.00	-25.16	peak
6	17967.000	22.75	25.89	48.64	74.00	-25.36	peak

Test Mode:	802.11be EHT40	Frequency(MHz):	5230
Polarity:	Vertical	Test Voltage:	AC 120 V, 60 Hz



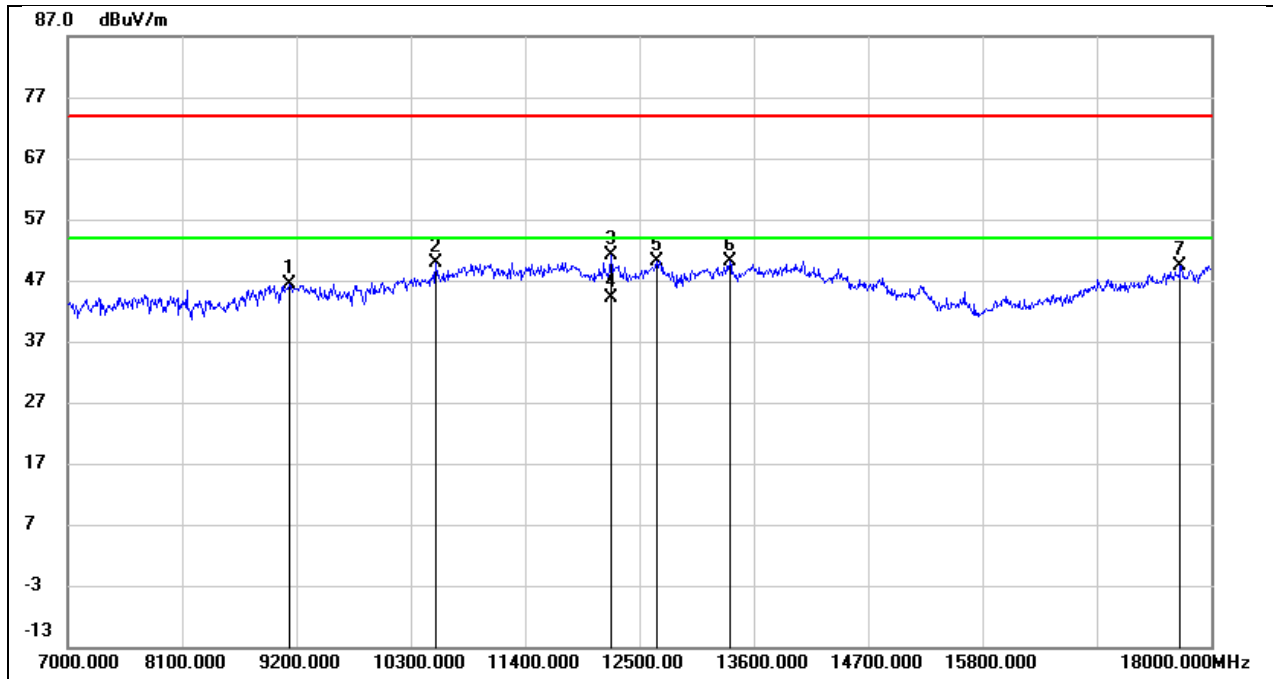
No.	Frequency (MHz)	Reading (dBuV)	Correct (dB/m)	Result (dBuV/m)	Limit (dBuV/m)	Margin (dB)	Remark
1	9244.000	36.27	10.49	46.76	74.00	-27.24	peak
2	10454.000	37.11	12.73	49.84	74.00	-24.16	peak
3	12225.000	35.26	17.75	53.01	74.00	-20.99	peak
4	12225.000	30.45	17.75	48.20	54.00	-5.80	AVG
5	12665.000	31.72	18.04	49.76	74.00	-24.24	peak
6	13908.000	27.92	21.66	49.58	74.00	-24.42	peak
7	17813.000	24.45	24.84	49.29	74.00	-24.71	peak

Test Mode:	802.11be EHT40	Frequency(MHz):	5270
Polarity:	Horizontal	Test Voltage:	AC 120 V, 60 Hz



No.	Frequency (MHz)	Reading (dBuV)	Correct (dB/m)	Result (dBuV/m)	Limit (dBuV/m)	Margin (dB)	Remark
1	7814.000	38.34	6.60	44.94	74.00	-29.06	peak
2	9332.000	36.39	10.54	46.93	74.00	-27.07	peak
3	10542.000	38.93	12.98	51.91	74.00	-22.09	peak
4	12225.000	33.68	17.75	51.43	74.00	-22.57	peak
5	12225.000	28.58	17.75	46.33	54.00	-7.67	AVG
6	13611.000	27.65	20.92	48.57	74.00	-25.43	peak
7	17989.000	21.92	26.04	47.96	74.00	-26.04	peak

Test Mode:	802.11be EHT40	Frequency(MHz):	5270
Polarity:	Vertical	Test Voltage:	AC 120 V, 60 Hz



No.	Frequency (MHz)	Reading (dBuV)	Correct (dB/m)	Result (dBuV/m)	Limit (dBuV/m)	Margin (dB)	Remark
1	9134.000	35.88	10.41	46.29	74.00	-27.71	peak
2	10542.000	36.97	12.98	49.95	74.00	-24.05	peak
3	12225.000	33.47	17.75	51.22	74.00	-22.78	peak
4	12225.000	26.38	17.75	44.13	54.00	-9.87	AVG
5	12665.000	32.07	18.04	50.11	74.00	-23.89	peak
6	13369.000	30.16	20.06	50.22	74.00	-23.78	peak
7	17703.000	25.41	24.09	49.50	74.00	-24.50	peak