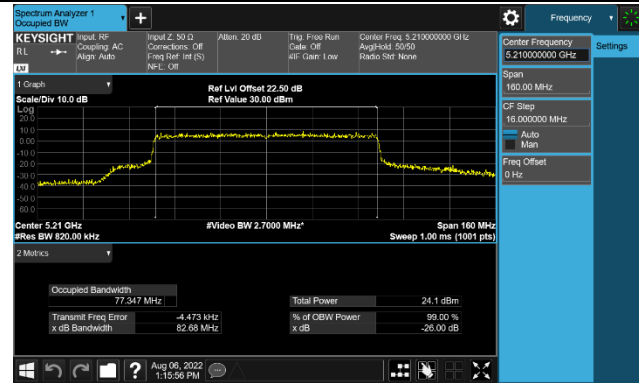
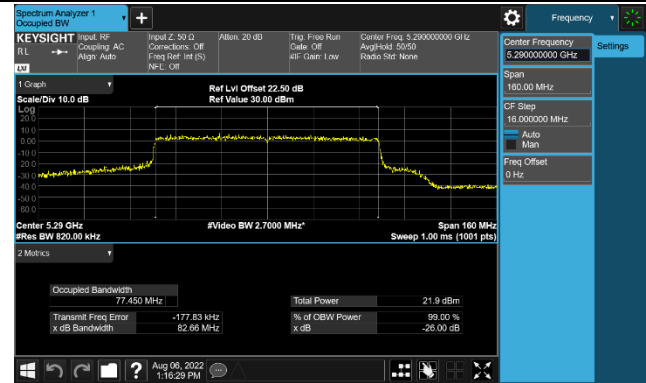


8802.11ax-HE80 26dB Bandwidth & 99% Bandwidth

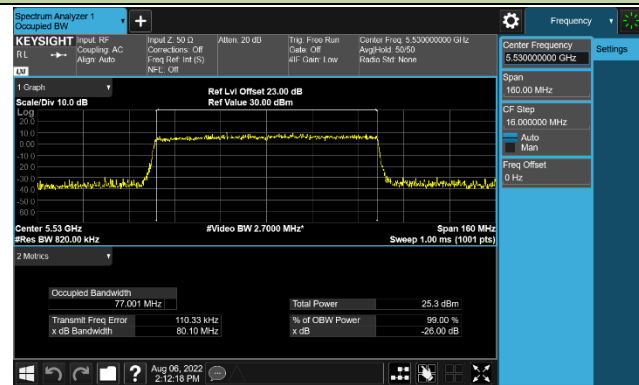
Channel 42 (5210MHz)



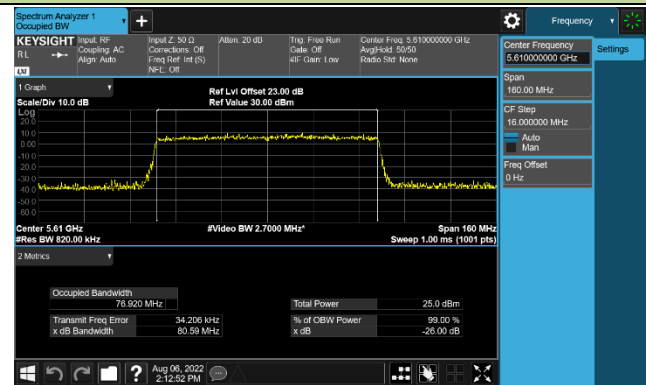
Channel 58 (5290MHz)



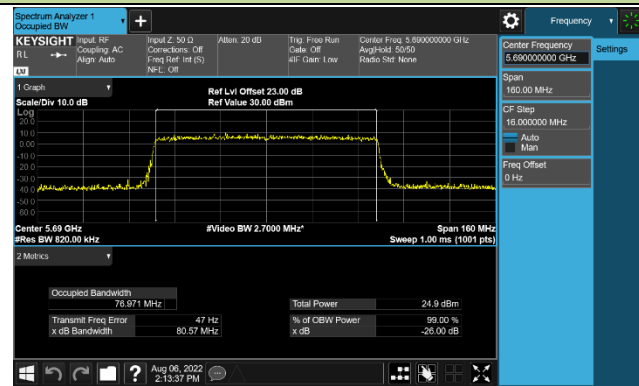
Channel 106 (5530MHz)



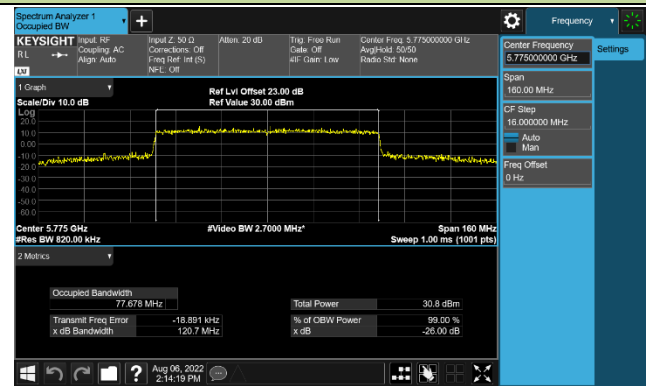
Channel 122 (5610MHz)



Channel 138 (5690MHz)

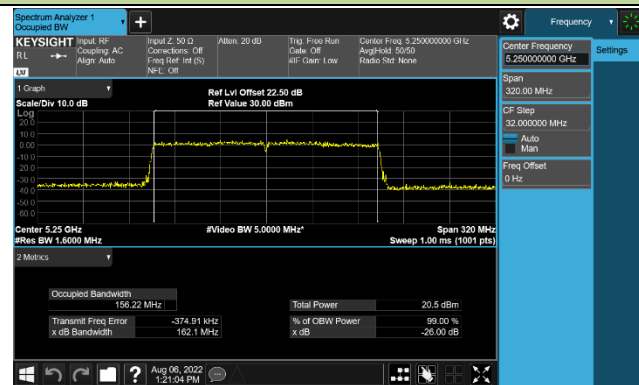


Channel 155 (5775MHz)

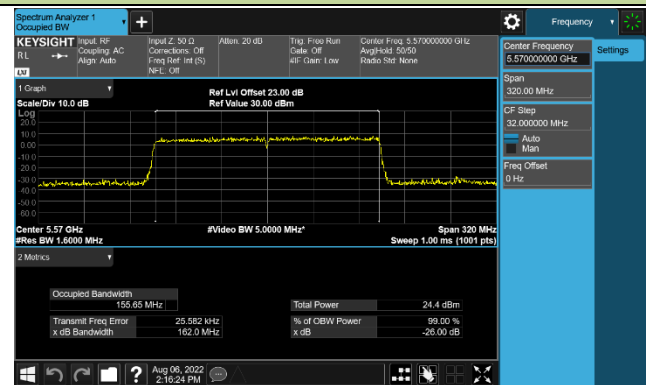


802.11ax-HE160 26dB Bandwidth & 99% Bandwidth

Channel 50 (5250MHz)



Channel 114 (5570MHz)



7.3. 6dB Bandwidth Measurement

7.3.1. Test Limit

The minimum 6dB bandwidth shall be at least 500 kHz.

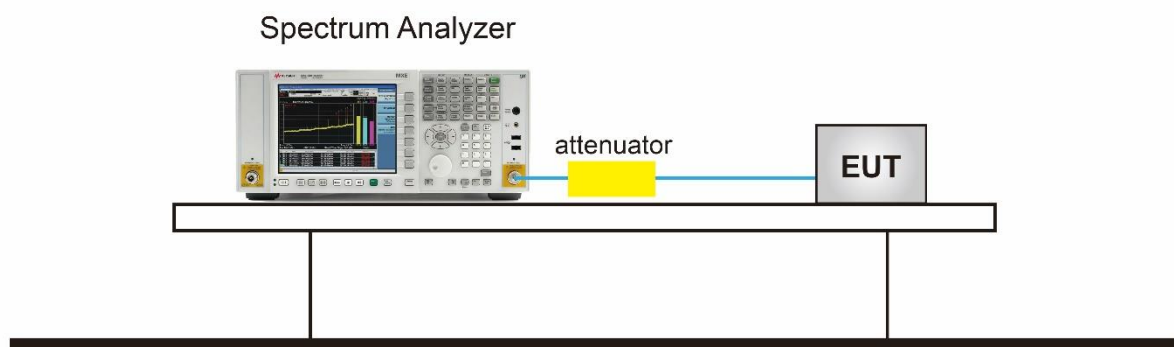
7.3.2. Test Procedure used

KDB 789033 D02v02r01- Section II(C)2)

7.3.3. Test Setting

1. Set center frequency to the nominal EUT channel center frequency.
2. RBW = 100 kHz.
3. VBW $3 \times$ RBW.
4. Detector = Peak.
5. Trace mode = max hold.
6. Sweep = auto couple.
7. Allow the trace to stabilize.
8. Measure the maximum width of the emission that is constrained by the frequencies associated with the two outermost amplitude points (upper and lower frequencies) that are attenuated by 6 dB relative to the maximum level measured in the fundamental emission.

7.3.4. Test Setup



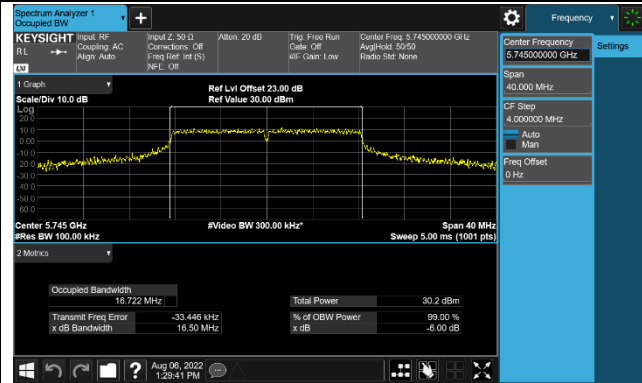
7.3.5.TestResult

Product	AX7800 Tri-Band 8-Stream Wi-Fi 6 Router	Test Engineer	Jay
Test Site	SR5	Test Date	2022/8/6

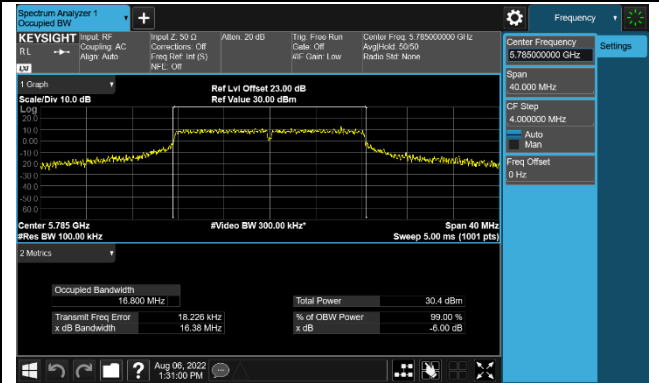
Test Mode	Data Rate/ MCS	Channel No.	Frequency (MHz)	6dB Bandwidth (MHz)	Limit (MHz)	Result
Ant 1						
802.11a	6Mbps	149	5745	16.500	≥ 0.5	Pass
802.11a	6Mbps	157	5785	16.380	≥ 0.5	Pass
802.11a	6Mbps	165	5825	16.520	≥ 0.5	Pass
802.11ac-VHT20	MCS0	149	5745	17.580	≥ 0.5	Pass
802.11ac-VHT20	MCS0	157	5785	17.560	≥ 0.5	Pass
802.11ac-VHT20	MCS0	165	5825	17.570	≥ 0.5	Pass
802.11ac-VHT40	MCS0	151	5755	36.360	≥ 0.5	Pass
802.11ac-VHT40	MCS0	159	5795	36.380	≥ 0.5	Pass
802.11ac-VHT80	MCS0	155	5775	76.110	≥ 0.5	Pass
802.11ax-HE20	MCS0	149	5745	18.540	≥ 0.5	Pass
802.11ax-HE20	MCS0	157	5785	17.230	≥ 0.5	Pass
802.11ax-HE20	MCS0	165	5825	18.130	≥ 0.5	Pass
802.11ax-HE40	MCS0	151	5755	36.630	≥ 0.5	Pass
802.11ax-HE40	MCS0	159	5795	36.480	≥ 0.5	Pass
802.11ax-HE80	MCS0	155	5775	75.820	≥ 0.5	Pass

802.11a 6dB Bandwidth

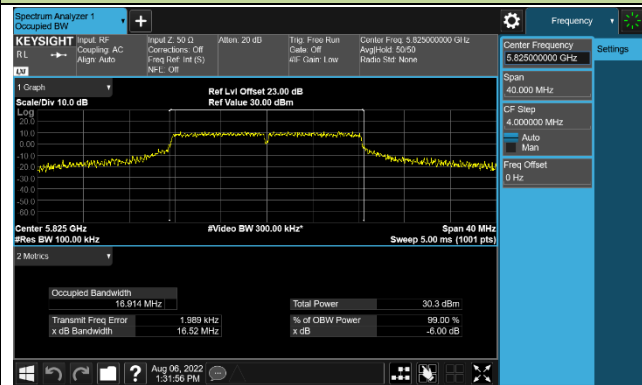
Channel 149 (5745MHz)



Channel 157 (5785MHz)

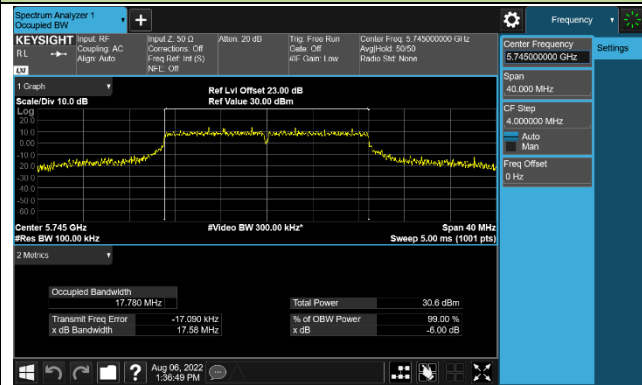


Channel 165 (5825MHz)

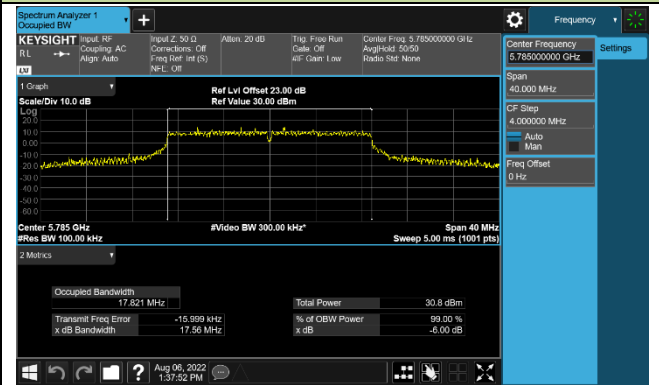


802.11ac-VHT20 6dB Bandwidth

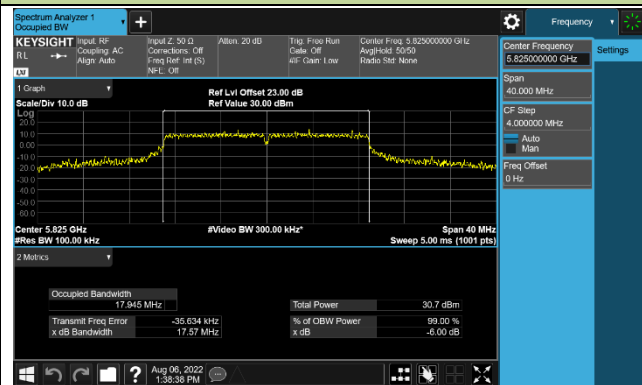
Channel 149 (5745MHz)



Channel 157 (5785MHz)

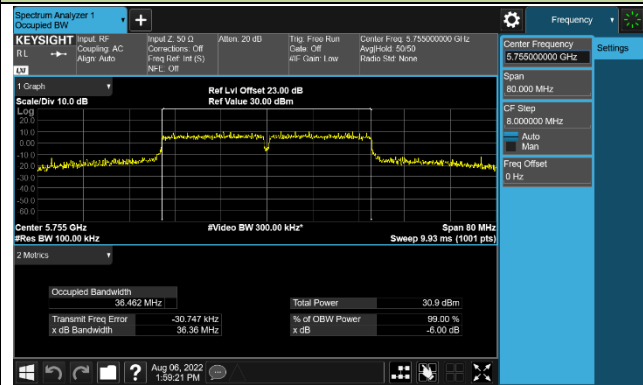


Channel 165 (5825MHz)

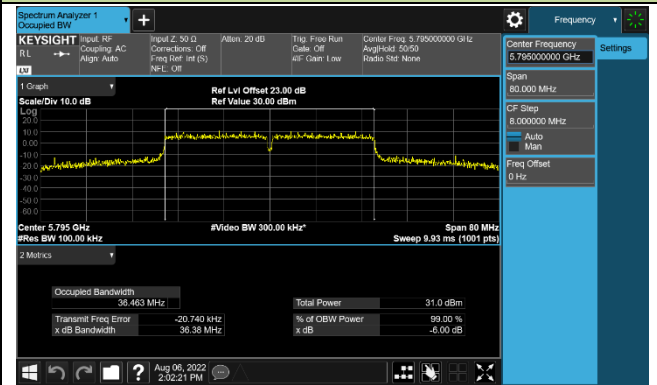


802.11ac-VHT40 6dB Bandwidth

Channel 151 (5755MHz)

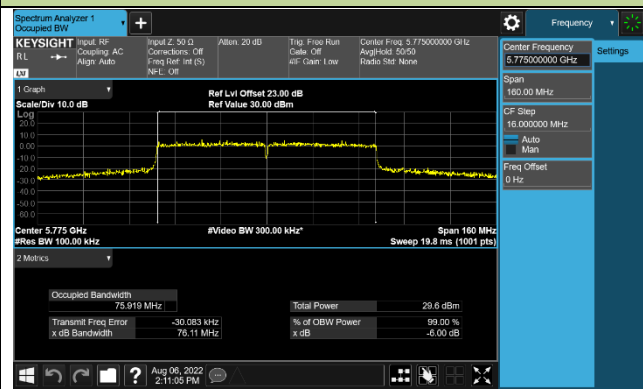


Channel 159 (5795MHz)



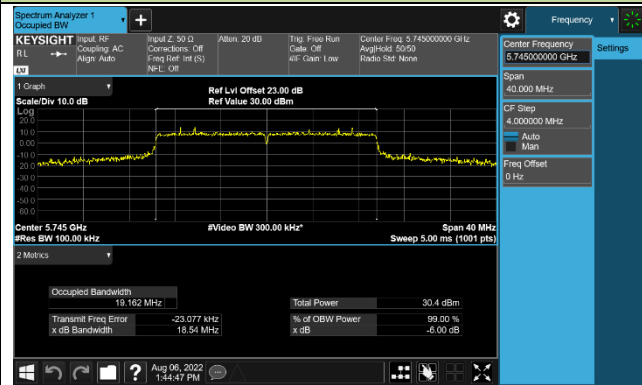
802.11ac-VHT80 6dB Bandwidth

Channel 155 (5775MHz)

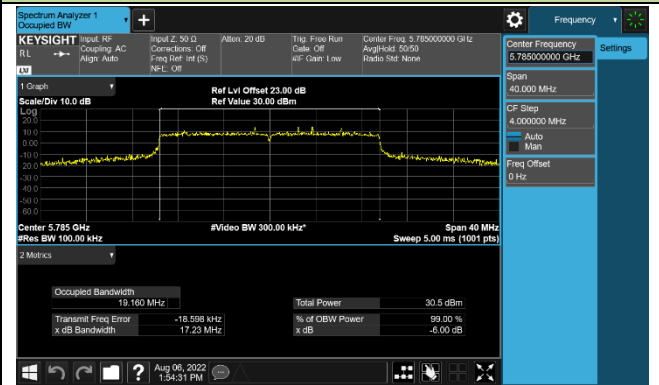


802.11ax-HE20 6dB Bandwidth

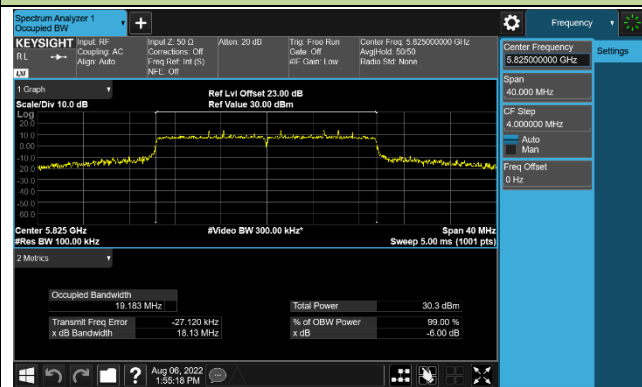
Channel 149 (5745MHz)



Channel 157 (5785MHz)

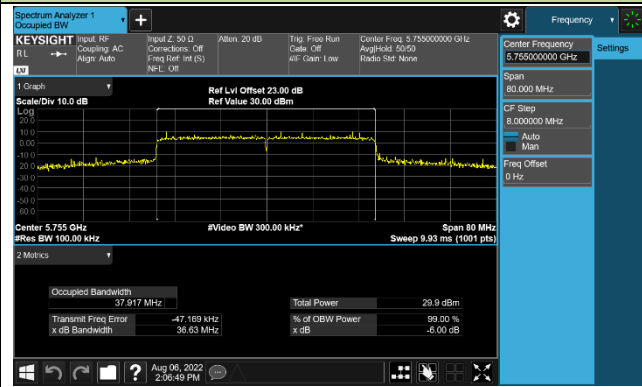


Channel 165 (5825MHz)

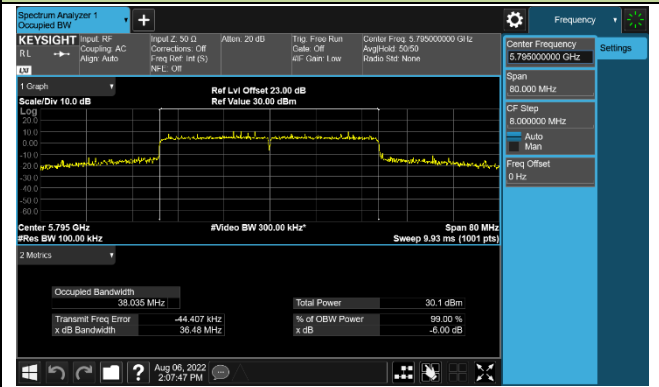


802.11ax-HE40 6dB Bandwidth

Channel 151 (5755MHz)

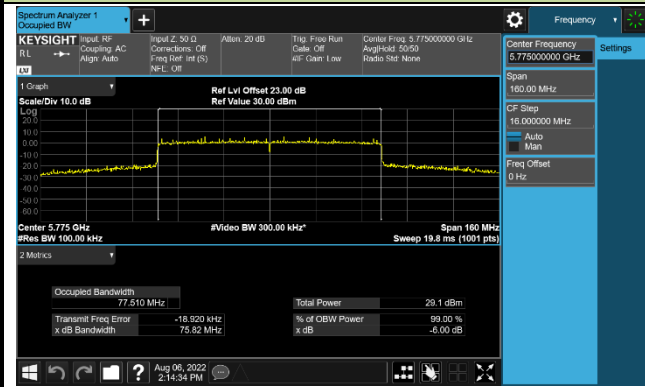


Channel 159 (5795MHz)



802.11ax-HE80 6dB Bandwidth

Channel 155 (5775MHz)



7.4. Output Power Measurement

7.4.1. Test Limit

For the band 5.15-5.25 GHz, the maximum conducted output power over the frequency band of operation shall not exceed 1 W provided the maximum antenna gain does not exceed 6 dBi.

For the 5.25-5.35 GHz and 5.47-5.725 GHz bands, the maximum conducted output power over the frequency bands of operation shall not exceed the lesser of 250 mW or $11 \text{ dBm} + 10 \log B$, where B is the 26 dB emission bandwidth in megahertz.

For the band 5.725-5.85 GHz, the maximum conducted output power over the frequency band of operation shall not exceed 1 W (30dBm).

If transmitting antennas of directional gain greater than 6dBi are used, the maximum conducted output power shall be reduced by the amount in dB that the directional gain of the antenna exceeds 6dBi.

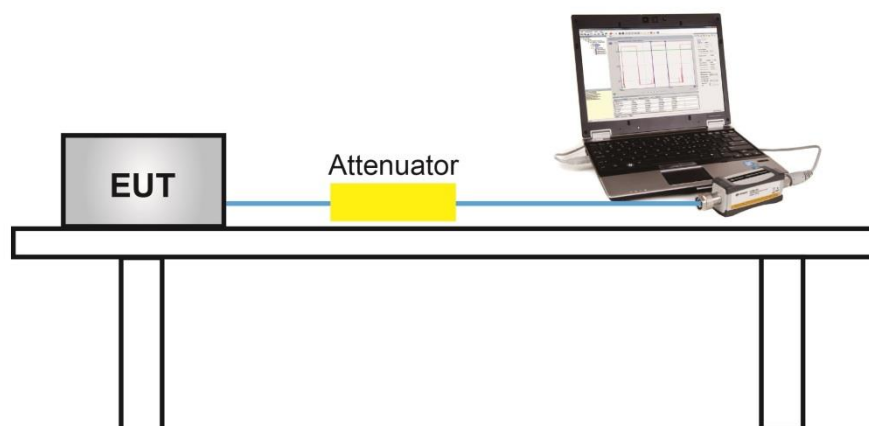
7.4.2. Test Procedure Used

KDB 789033D02v02r01- Section II) E)3)b) Method PM-G

7.4.3. Test Setting

Average power measurements were performed only when the EUT was transmitting at its maximum power control level using a broadband power meter with a pulse sensor. The power meter implemented triggering and gating capabilities which were set up such that power measurements were recorded only during the ON time of the transmitter.

7.4.4. Test Setup



7.4.5. Test Result

Product	AX7800 Tri-Band 8-Stream Wi-Fi 6 Router	Test Engineer	Jay
Test Site	SR5	Test Date	2022/8/13
Test Mode	CDD Mode		

Test Mode	Data Rate/MCS	Channel No.	Freq. (MHz)	Ant 0 Average Power (dBm)	Ant 1 Average Power (dBm)	Ant 2 Average Power (dBm)	Ant 3 Average Power (dBm)	Total Average Power (dBm)	Average Power Limit (dBm)	Result
11a	6Mbps	36	5180	19.30	19.75	19.80	18.99	25.49	≤ 30.00	Pass
11a	6Mbps	44	5220	18.96	19.49	19.03	18.66	25.07	≤ 30.00	Pass
11a	6Mbps	48	5240	19.21	19.15	19.16	18.44	25.02	≤ 30.00	Pass
11a	6Mbps	52	5260	13.01	14.00	12.58	13.81	19.41	≤ 23.98	Pass
11a	6Mbps	60	5300	13.02	13.36	13.02	13.30	19.20	≤ 23.98	Pass
11a	6Mbps	64	5320	12.77	12.55	12.99	12.94	18.84	≤ 23.98	Pass
11a	6Mbps	100	5500	19.36	18.92	--	--	22.16	≤ 23.98	Pass
11a	6Mbps	116	5580	18.94	18.65	--	--	21.81	≤ 23.98	Pass
11a	6Mbps	140	5700	18.97	18.72	--	--	21.86	≤ 23.98	Pass
11a	6Mbps	144	5720	19.26	18.90	--	--	22.09	≤ 22.89	Pass
11a	6Mbps	149	5745	26.72	26.67	--	--	29.71	≤ 30.00	Pass
11a	6Mbps	157	5785	26.57	26.64	--	--	29.62	≤ 30.00	Pass
11a	6Mbps	165	5825	26.54	26.60	--	--	29.58	≤ 30.00	Pass
11ac-VHT20	MCS0	36	5180	19.39	19.87	19.94	19.13	25.62	≤ 30.00	Pass
11ac-VHT20	MCS0	40	5220	19.43	19.82	19.71	19.05	25.53	≤ 30.00	Pass
11ac-VHT20	MCS0	48	5240	19.61	20.02	20.18	19.25	25.80	≤ 30.00	Pass
11ac-VHT20	MCS0	52	5260	13.10	13.48	12.33	13.99	19.29	≤ 23.98	Pass
11ac-VHT20	MCS0	60	5300	12.56	13.10	12.90	13.24	18.98	≤ 23.98	Pass
11ac-VHT20	MCS0	64	5320	12.97	12.46	13.27	13.10	18.98	≤ 23.98	Pass
11ac-VHT20	MCS0	100	5500	19.54	19.12	--	--	22.35	≤ 23.98	Pass
11ac-VHT20	MCS0	116	5580	19.60	19.42	--	--	22.52	≤ 23.98	Pass
11ac-VHT20	MCS0	140	5700	19.56	19.38	--	--	22.48	≤ 23.98	Pass
11ac-VHT20	MCS0	144	5720	19.32	19.12	--	--	22.23	≤ 22.92	Pass
11ac-VHT20	MCS0	149	5745	26.53	26.70	--	--	29.63	≤ 30.00	Pass
11ac-VHT20	MCS0	157	5785	26.56	26.57	--	--	29.58	≤ 30.00	Pass
11ac-VHT20	MCS0	165	5825	26.55	26.33	--	--	29.45	≤ 30.00	Pass



Test Mode	Data Rate/MCS	Channel No.	Freq. (MHz)	Ant 0 Average Power (dBm)	Ant 1 Average Power (dBm)	Ant 2 Average Power (dBm)	Ant 3 Average Power (dBm)	Total Average Power (dBm)	Average Power Limit (dBm)	Result
11ac-VHT40	MCS0	38	5190	20.30	20.87	20.65	20.46	26.60	≤ 30.00	Pass
11ac-VHT40	MCS0	46	5230	22.30	23.02	22.50	22.09	28.51	≤ 30.00	Pass
11ac-VHT40	MCS0	54	5270	15.70	16.62	15.34	16.24	22.02	≤ 23.98	Pass
11ac-VHT40	MCS0	62	5310	15.52	15.44	15.63	15.54	21.55	≤ 23.98	Pass
11ac-VHT40	MCS0	102	5510	20.92	20.71	--	--	23.83	≤ 23.98	Pass
11ac-VHT40	MCS0	110	5550	20.79	20.77	--	--	23.79	≤ 23.98	Pass
11ac-VHT40	MCS0	134	5670	20.54	20.85	--	--	23.71	≤ 23.98	Pass
11ac-VHT40	MCS0	142	5710	20.59	20.86	--	--	23.74	≤ 23.98	Pass
11ac-VHT40	MCS0	151	5755	26.51	26.91	--	--	29.72	≤ 30.00	Pass
11ac-VHT40	MCS0	159	5795	26.10	26.75	--	--	29.45	≤ 30.00	Pass
11ac-VHT80	MCS0	42	5210	19.04	19.62	19.50	18.91	25.30	≤ 30.00	Pass
11ac-VHT80	MCS0	58	5290	18.01	17.49	18.05	17.66	23.83	≤ 23.98	Pass
11ac-VHT80	MCS0	106	5530	20.65	20.98	--	--	23.83	≤ 23.98	Pass
11ac-VHT80	MCS0	122	5610	20.88	20.88	--	--	23.89	≤ 23.98	Pass
11ac-VHT80	MCS0	138	5690	20.86	20.75	--	--	23.82	≤ 23.98	Pass
11ac-VHT80	MCS0	155	5775	24.62	25.25	--	--	27.96	≤ 30.00	Pass
11ac-VHT160	MCS0	50	5250	17.30	16.82	16.84	16.88	22.99	≤ 23.98	Pass
11ac-VHT160	MCS0	114	5570	20.94	20.50	--	--	23.74	≤ 23.98	Pass
11ax-HE20	MCS0	36	5180	19.35	19.62	19.96	19.20	25.56	≤ 30.00	Pass
11ax-HE20	MCS0	40	5220	19.60	19.85	19.78	19.28	25.65	≤ 30.00	Pass
11ax-HE20	MCS0	48	5240	19.57	19.31	19.66	18.90	25.39	≤ 30.00	Pass
11ax-HE20	MCS0	52	5260	13.28	13.81	12.79	14.29	19.60	≤ 23.98	Pass
11ax-HE20	MCS0	60	5300	13.27	13.52	13.29	13.67	19.46	≤ 23.98	Pass
11ax-HE20	MCS0	64	5320	13.51	12.96	13.69	13.70	19.50	≤ 23.98	Pass
11ax-HE20	MCS0	100	5500	19.30	19.26	--	--	22.29	≤ 23.98	Pass
11ax-HE20	MCS0	116	5580	19.38	19.19	--	--	22.30	≤ 23.98	Pass
11ax-HE20	MCS0	140	5700	19.69	19.41	--	--	22.56	≤ 23.98	Pass
11ax-HE20	MCS0	144	5720	19.10	18.93	--	--	22.03	≤ 22.92	Pass
11ax-HE20	MCS0	149	5745	26.71	26.93	--	--	29.83	≤ 30.00	Pass
11ax-HE20	MCS0	157	5785	26.67	26.74	--	--	29.72	≤ 30.00	Pass
11ax-HE20	MCS0	165	5825	26.51	26.56	--	--	29.55	≤ 30.00	Pass

Test Mode	Data Rate/MCS	Channel No.	Freq. (MHz)	Ant 0 Average Power (dBm)	Ant 1 Average Power (dBm)	Ant 2 Average Power (dBm)	Ant 3 Average Power (dBm)	Total Average Power (dBm)	Average Power Limit (dBm)	Result
11ax-HE40	MCS0	38	5190	19.49	20.15	19.66	20.00	25.85	≤ 30.00	Pass
11ax-HE40	MCS0	46	5230	22.22	22.63	22.18	22.25	28.34	≤ 30.00	Pass
11ax-HE40	MCS0	54	5270	15.74	16.85	15.58	16.69	22.27	≤ 23.98	Pass
11ax-HE40	MCS0	62	5310	15.93	15.74	15.86	16.01	21.91	≤ 23.98	Pass
11ax-HE40	MCS0	102	5510	20.83	20.72	--	--	23.79	≤ 23.98	Pass
11ax-HE40	MCS0	110	5550	20.73	20.74	--	--	23.75	≤ 23.98	Pass
11ax-HE40	MCS0	134	5670	20.41	20.68	--	--	23.56	≤ 23.98	Pass
11ax-HE40	MCS0	142	5710	20.51	20.88	--	--	23.71	≤ 23.98	Pass
11ax-HE40	MCS0	151	5755	26.59	26.86	--	--	29.74	≤ 30.00	Pass
11ax-HE40	MCS0	159	5795	26.42	26.93	--	--	29.69	≤ 30.00	Pass
11ax-HE80	MCS0	42	5210	19.07	19.34	19.41	18.80	25.18	≤ 30.00	Pass
11ax-HE80	MCS0	58	5290	18.05	17.52	18.06	17.73	23.87	≤ 23.98	Pass
11ax-HE80	MCS0	106	5530	20.56	20.94	--	--	23.76	≤ 23.98	Pass
11ax-HE80	MCS0	122	5610	20.55	20.72	--	--	23.65	≤ 23.98	Pass
11ax-HE80	MCS0	138	5690	20.89	20.74	--	--	23.83	≤ 23.98	Pass
11ax-HE80	MCS0	155	5775	25.24	26.31	--	--	28.82	≤ 30.00	Pass
11ax-HE160	MCS0	50	5250	16.62	15.78	16.18	16.54	22.31	≤ 23.98	Pass
11ax-HE160	MCS0	114	5570	20.88	20.36	--	--	23.64	≤ 23.98	Pass

Note 1:

For 5150~5350MHz, The Total Average Power (dBm) = $10 \cdot \log \{10^{(\text{Ant 0 Average Power} / 10)} + 10^{(\text{Ant 1 Average Power} / 10)} + 10^{(\text{Ant 2 Average Power} / 10)} + 10^{(\text{Ant 3 Average Power} / 10)}\}$.

For 5470~5850MHz, The Total Average Power (dBm) = $10 \cdot \log \{10^{(\text{Ant 0 Average Power} / 10)} + 10^{(\text{Ant 1 Average Power} / 10)}\}$.

Note 2:

For 5250- 5350MHz and 5470 - 5725MHz Band: Average Power Limit (dBm) = 23.98 dBm.

For 5150 - 5250MHz and 5725 - 5850MHz Bands: Average Power Limit (dBm) = 30 dBm.

For 802.11a Ch144 (5720MHz), Average Power Limit (dBm) = $11 + 10 \cdot \log(5\text{MHz} + \text{BW}_{26\text{dBc}}/2) = 22.89$ dBm.

For 802.11ac Ch144 (5720MHz), Average Power Limit (dBm) = $11 + 10 \cdot \log(5\text{MHz} + \text{BW}_{26\text{dBc}}/2) = 22.92$ dBm.

For 802.11ax Ch144 (5720MHz), Average Power Limit (dBm) = $11 + 10 \cdot \log(5\text{MHz} + \text{BW}_{26\text{dBc}}/2) = 22.92$ dBm.



Product	AX7800 Tri-Band 8-Stream Wi-Fi 6 Router	Temperature	25°C
Test Engineer	Jay	Relative Humidity	56%
Test Site	SR5	Test Date	2022/8/13
Test Mode	Beamforming Mode		

Test Mode	Data Rate/MCS	Channel No.	Freq. (MHz)	Ant 0 Average Power (dBm)	Ant 1 Average Power (dBm)	Ant 2 Average Power (dBm)	Ant 3 Average Power (dBm)	Total Average Power (dBm)	Average Power Limit (dBm)	Result
11ac-VHT20	MCS0	36	5180	19.39	19.87	19.94	19.13	25.62	≤ 26.98	Pass
11ac-VHT20	MCS0	40	5220	19.43	19.82	19.71	19.05	25.53	≤ 26.98	Pass
11ac-VHT20	MCS0	48	5240	19.61	20.02	20.18	19.25	25.80	≤ 26.98	Pass
11ac-VHT20	MCS0	52	5260	13.10	13.48	12.33	13.99	19.29	≤ 20.96	Pass
11ac-VHT20	MCS0	60	5300	12.56	13.10	12.90	13.24	18.98	≤ 20.96	Pass
11ac-VHT20	MCS0	64	5320	12.97	12.46	13.27	13.10	18.98	≤ 20.96	Pass
11ac-VHT20	MCS0	100	5500	19.54	19.12	--	--	22.35	≤ 23.97	Pass
11ac-VHT20	MCS0	116	5580	19.60	19.42	--	--	22.52	≤ 23.97	Pass
11ac-VHT20	MCS0	140	5700	19.56	19.38	--	--	22.48	≤ 23.97	Pass
11ac-VHT20	MCS0	144	5720	19.32	19.12	--	--	22.23	≤ 22.91	Pass
11ac-VHT20	MCS0	149	5745	26.53	26.70	--	--	29.63	≤ 29.99	Pass
11ac-VHT20	MCS0	157	5785	26.56	26.57	--	--	29.58	≤ 29.99	Pass
11ac-VHT20	MCS0	165	5825	26.55	26.33	--	--	29.45	≤ 29.99	Pass
11ac-VHT40	MCS0	38	5190	20.30	20.87	20.65	20.46	26.60	≤ 26.98	Pass
11ac-VHT40	MCS0	46	5230	20.45	21.36	20.60	20.62	26.79	≤ 26.98	Pass
11ac-VHT40	MCS0	54	5270	14.13	15.38	13.92	15.11	20.70	≤ 20.96	Pass
11ac-VHT40	MCS0	62	5310	14.66	14.95	14.77	14.72	20.80	≤ 20.96	Pass
11ac-VHT40	MCS0	102	5510	20.92	20.71	--	--	23.83	≤ 23.97	Pass
11ac-VHT40	MCS0	110	5550	20.79	20.77	--	--	23.79	≤ 23.97	Pass
11ac-VHT40	MCS0	134	5670	20.54	20.85	--	--	23.71	≤ 23.97	Pass
11ac-VHT40	MCS0	142	5710	20.59	20.86	--	--	23.74	≤ 23.97	Pass
11ac-VHT40	MCS0	151	5755	26.51	26.91	--	--	29.72	≤ 29.99	Pass
11ac-VHT40	MCS0	159	5795	26.10	26.75	--	--	29.45	≤ 29.99	Pass



Test Mode	Data Rate/MCS	Channel No.	Freq. (MHz)	Ant 0 Average Power (dBm)	Ant 1 Average Power (dBm)	Ant 2 Average Power (dBm)	Ant 3 Average Power (dBm)	Total Average Power (dBm)	Average Power Limit (dBm)	Result
11ac-VHT80	MCS0	42	5210	19.04	19.62	19.50	18.91	25.30	≤ 26.98	Pass
11ac-VHT80	MCS0	58	5290	14.65	14.46	14.94	14.53	20.67	≤ 20.96	Pass
11ac-VHT80	MCS0	106	5530	20.65	20.98	--	--	23.83	≤ 23.97	Pass
11ac-VHT80	MCS0	122	5610	20.88	20.88	--	--	23.89	≤ 23.97	Pass
11ac-VHT80	MCS0	138	5690	20.86	20.75	--	--	23.82	≤ 23.97	Pass
11ac-VHT80	MCS0	155	5775	24.62	25.25	--	--	27.96	≤ 29.99	Pass
11ac-VHT160	MCS0	50	5250	14.98	14.76	14.71	14.72	20.81	≤ 20.96	Pass
11ac-VHT160	MCS0	114	5570	20.94	20.50	--	--	23.74	≤ 23.97	Pass
11ax-HE20	MCS0	36	5180	19.35	19.62	19.96	19.20	25.56	≤ 26.98	Pass
11ax-HE20	MCS0	40	5220	19.60	19.85	19.78	19.28	25.65	≤ 26.98	Pass
11ax-HE20	MCS0	48	5240	19.57	19.31	19.66	18.90	25.39	≤ 26.98	Pass
11ax-HE20	MCS0	52	5260	13.28	13.81	12.79	14.29	19.60	≤ 20.96	Pass
11ax-HE20	MCS0	60	5300	13.27	13.52	13.29	13.67	19.46	≤ 20.96	Pass
11ax-HE20	MCS0	64	5320	13.51	12.96	13.69	13.70	19.50	≤ 20.96	Pass
11ax-HE20	MCS0	100	5500	19.30	19.26	--	--	22.29	≤ 23.97	Pass
11ax-HE20	MCS0	116	5580	19.38	19.19	--	--	22.30	≤ 23.97	Pass
11ax-HE20	MCS0	140	5700	19.69	19.41	--	--	22.56	≤ 23.97	Pass
11ax-HE20	MCS0	144	5720	19.10	18.93	--	--	22.03	≤ 22.91	Pass
11ax-HE20	MCS0	149	5745	26.71	26.93	--	--	29.83	≤ 29.99	Pass
11ax-HE20	MCS0	157	5785	26.67	26.74	--	--	29.72	≤ 29.99	Pass
11ax-HE20	MCS0	165	5825	26.51	26.56	--	--	29.55	≤ 29.99	Pass
11ax-HE40	MCS0	38	5190	19.49	20.15	19.66	20.00	25.85	≤ 26.98	Pass
11ax-HE40	MCS0	46	5230	20.45	21.27	20.50	20.58	26.73	≤ 26.98	Pass
11ax-HE40	MCS0	54	5270	14.35	15.44	14.22	15.23	20.86	≤ 20.96	Pass
11ax-HE40	MCS0	62	5310	14.67	14.89	14.80	14.83	20.82	≤ 20.96	Pass
11ax-HE40	MCS0	102	5510	20.83	20.72	--	--	23.79	≤ 23.97	Pass
11ax-HE40	MCS0	110	5550	20.73	20.74	--	--	23.75	≤ 23.97	Pass
11ax-HE40	MCS0	134	5670	20.41	20.68	--	--	23.56	≤ 23.97	Pass
11ax-HE40	MCS0	142	5710	20.51	20.88	--	--	23.71	≤ 23.97	Pass
11ax-HE40	MCS0	151	5755	26.59	26.86	--	--	29.74	≤ 29.99	Pass
11ax-HE40	MCS0	159	5795	26.42	26.93	--	--	29.69	≤ 29.99	Pass

Test Mode	Data Rate/MCS	Channel No.	Freq. (MHz)	Ant 0 Average Power (dBm)	Ant 1 Average Power (dBm)	Ant 2 Average Power (dBm)	Ant 3 Average Power (dBm)	Total Average Power (dBm)	Average Power Limit (dBm)	Result
11ax-HE80	MCS0	42	5210	19.07	19.34	19.41	18.80	25.18	≤ 26.98	Pass
11ax-HE80	MCS0	58	5290	14.88	14.56	14.84	14.60	20.74	≤ 20.96	Pass
11ax-HE80	MCS0	106	5530	20.56	20.94	--	--	23.76	≤ 23.97	Pass
11ax-HE80	MCS0	122	5610	20.55	20.72	--	--	23.65	≤ 23.97	Pass
11ax-HE80	MCS0	138	5690	20.89	20.74	--	--	23.83	≤ 23.97	Pass
11ax-HE80	MCS0	155	5775	25.24	26.31	--	--	28.82	≤ 29.99	Pass
11ax-HE160	MCS0	50	5250	14.72	14.73	14.66	14.77	20.74	≤ 20.96	Pass
11ax-HE160	MCS0	114	5570	20.88	20.36	--	--	23.64	≤ 23.97	Pass

Note 1:

For 5150~5350MHz, The Total Average Power (dBm) = $10 \cdot \log \{10^{(\text{Ant 0 Average Power} / 10)} + 10^{(\text{Ant 1 Average Power} / 10)} + 10^{(\text{Ant 2 Average Power} / 10)} + 10^{(\text{Ant 3 Average Power} / 10)}\}$.

For 5470~5850MHz, The Total Average Power (dBm) = $10 \cdot \log \{10^{(\text{Ant 0 Average Power} / 10)} + 10^{(\text{Ant 1 Average Power} / 10)}\}$.

Note 2:

For 5125 - 5250MHz Band: Average Power Limit (dBm) = 30 - (9.02- 6) = 26.98dBm

For 5250 - 5350MHz Band: Average Power Limit (dBm) = 23.98 - (9.02- 6) = 20.96dBm.

For 5470 - 5725MHz Band: Average Power Limit (dBm) = 23.98 - (6.01- 6) = 23.97dBm.

For 5725 - 5850MHz Band: Average Power Limit (dBm) = 30- (6.01- 6) = 29.99dBm.

For 802.11ac Ch144 (5720MHz), Average Power Limit (dBm) = $11 + 10 \cdot \log(5\text{MHz} + \text{BW}_{26\text{dBc}}/2) - (6.01-6) = 22.91$ dBm.

For 802.11ax Ch144 (5720MHz), Average Power Limit (dBm) = $11 + 10 \cdot \log(5\text{MHz} + \text{BW}_{26\text{dBc}}/2) - (6.01-6) = 22.91$ dBm.

7.5. Transmit Power Control

7.5.1. Test Limit

The U-NII device is required to have the capability to operate at least 6 dB below the mean EIRP value of 30 dBm.

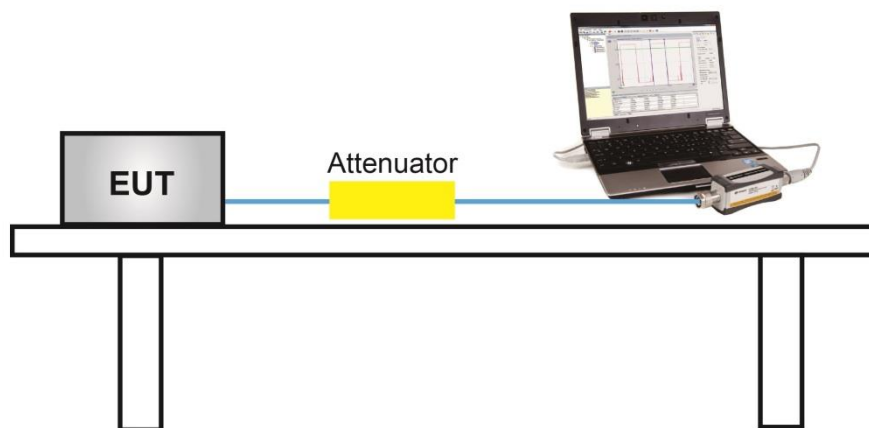
7.5.2. Test Procedure Used

KDB 789033 D02v01- Section II)E)3)b) Method PM-G

7.5.3. Test Setting

Average power measurements were performed only when the EUT was transmitting at its maximum power control level using a broadband power meter with a pulse sensor. The power meter implemented triggering and gating capabilities which were set up such that power measurements were recorded only during the ON time of the transmitter. The trace was averaged over 100 traces to obtain the final measured average power.

7.5.4. Test Setup



7.5.5. Test Result

Device supports TPC mechanism, details refer to the operational description.

7.6. Power Spectral Density Measurement

7.6.1. Test Limit

For the band 5.15-5.25 GHz, the maximum power spectral density shall not exceed 17 dBm in any 1 megahertz band.

For the 5.25-5.35 GHz and 5.47-5.725 GHz bands, the maximum power spectral density shall not exceed 11 dBm in any 1 megahertz band.

For the band 5.725-5.85 GHz, the maximum power spectral density shall not exceed 30 dBm in any 500-kHz band.

If transmitting antennas of directional gain greater than 6dBi are used, the peak power spectral density shall be reduced by the amount in dB that the directional gain of the antenna exceeds 6dBi.

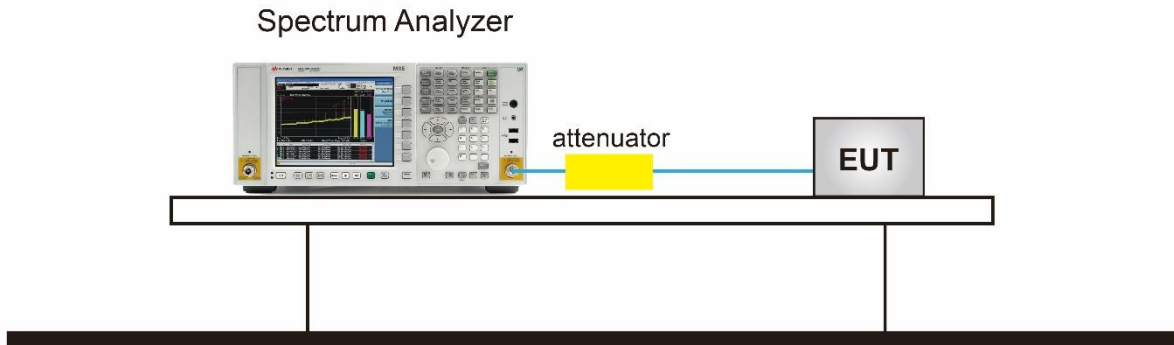
7.6.2. Test Procedure Used

KDB 789033 D02v02r01-SectionF

7.6.3. Test Setting

1. Analyzer was set to the center frequency of the UNII channel under investigation
2. Span was set to encompass the entire 26dB EBW of the signal.
3. RBW = 1MHz, if measurement bandwidth of Maximum PSD is specified in 500 kHz,
RBW = 510 kHz
4. VBW = 3MHz
5. Number of sweep points $\geq 2 \times (\text{span} / \text{RBW})$
6. Detector = power averaging (Average)
7. Sweep time = auto
8. Trigger = free run
9. Use the peak search function on the instrument to find the peak of the spectrum and record its value.
10. Add $10 \cdot \log(1/x)$, where x is the duty cycle, to the measured power in order to compute the average power during the actual transmission times (because the measurement represents an average over both the on and off times of the transmission). For example, add $10 \cdot \log(1/0.25) = 6$ dB if the duty cycle is 25 percent.

7.6.4. Test Setup



7.6.5. Test Result

Product	AX7800 Tri-Band 8-Stream Wi-Fi 6 Router	Test Engineer	Jay
Test Site	SR5	Test Date	2022/7/21 ~ 2022/8/6
Mode	Power Spectral Density (U-NII- 1/-2a / -2c) CDD Mode		

Test Mode	Data Rate /MCS	Ch. No.	Freq. (MHz)	PSD (dBm/MHz)				Duty Cycle (%)	Total PSD (dBm/MHz)	PSD Limit (dBm/MHz)	Result
				Ant 0	Ant 1	Ant 2	Ant 3				
11a	6Mbps	36	5180	7.295	7.883	7.704	7.132	98.18%	13.614	≤ 13.98	Pass
11a	6Mbps	44	5220	7.467	7.913	7.504	7.221	98.18%	13.634	≤ 13.98	Pass
11a	6Mbps	48	5240	7.429	8.009	7.882	7.019	98.18%	13.703	≤ 13.98	Pass
11a	6Mbps	52	5260	1.345	2.238	0.823	2.433	98.18%	7.859	≤ 7.98	Pass
11a	6Mbps	60	5300	1.775	1.667	1.491	1.805	98.18%	7.787	≤ 7.98	Pass
11a	6Mbps	64	5320	1.678	1.302	1.773	1.794	98.18%	7.742	≤ 7.98	Pass
11a	6Mbps	100	5500	7.969	7.481	--	--	98.18%	10.822	≤ 10.99	Pass
11a	6Mbps	116	5580	7.890	7.438	--	--	98.18%	10.760	≤ 10.99	Pass
11a	6Mbps	140	5700	7.567	7.322	--	--	98.18%	10.536	≤ 10.99	Pass
11a	6Mbps	144	5720	7.774	7.778	--	--	98.18%	10.866	≤ 10.99	Pass
11ac-VHT20	MCS0	36	5180	7.362	7.857	7.719	7.413	98.82%	13.665	≤ 13.98	Pass
11ac-VHT20	MCS0	40	5220	7.348	7.980	7.612	7.082	98.82%	13.590	≤ 13.98	Pass
11ac-VHT20	MCS0	48	5240	7.653	7.986	8.025	7.320	98.82%	13.827	≤ 13.98	Pass
11ac-VHT20	MCS0	52	5260	1.537	1.901	0.913	2.381	98.82%	7.788	≤ 7.98	Pass
11ac-VHT20	MCS0	60	5300	1.483	1.746	1.648	1.823	98.82%	7.749	≤ 7.98	Pass
11ac-VHT20	MCS0	64	5320	1.809	0.973	1.746	1.956	98.82%	7.709	≤ 7.98	Pass
11ac-VHT20	MCS0	100	5500	7.631	7.532	--	--	98.82%	10.644	≤ 10.99	Pass
11ac-VHT20	MCS0	116	5580	7.765	7.788	--	--	98.82%	10.838	≤ 10.99	Pass
11ac-VHT20	MCS0	140	5700	7.787	7.627	--	--	98.82%	10.770	≤ 10.99	Pass
11ac-VHT20	MCS0	144	5720	7.439	7.716	--	--	98.82%	10.642	≤ 10.99	Pass
11ac-VHT40	MCS0	38	5190	5.268	6.038	5.672	5.798	97.76%	11.822	≤ 13.98	Pass
11ac-VHT40	MCS0	46	5230	7.597	7.995	7.449	7.584	97.76%	13.780	≤ 13.98	Pass
11ac-VHT40	MCS0	54	5270	1.103	2.527	1.248	1.994	97.76%	7.876	≤ 7.98	Pass
11ac-VHT40	MCS0	62	5310	1.439	1.643	1.421	1.326	97.76%	7.578	≤ 7.98	Pass
11ac-VHT40	MCS0	102	5510	7.493	7.511	--	--	97.76%	10.611	≤ 10.99	Pass
11ac-VHT40	MCS0	110	5550	7.464	7.684	--	--	97.76%	10.684	≤ 10.99	Pass
11ac-VHT40	MCS0	134	5670	7.054	7.934	--	--	97.76%	10.625	≤ 10.99	Pass
11ac-VHT40	MCS0	142	5710	7.235	7.808	--	--	97.76%	10.640	≤ 10.99	Pass

Test Mode	Data Rate /MCS	Ch. No.	Freq. (MHz)	PSD (dBm/MHz)				Duty Cycle (%)	Total PSD (dBm/MHz)	PSD Limit (dBm/MHz)	Result
				Ant 0	Ant 1	Ant 2	Ant 3				
11ac-VHT80	MCS0	42	5210	0.613	1.288	0.977	0.706	98.80%	6.977	≤ 13.98	Pass
11ac-VHT80	MCS0	58	5290	-0.323	-0.213	0.403	-0.198	98.80%	6.000	≤ 7.98	Pass
11ac-VHT80	MCS0	106	5530	2.819	3.082	--	--	98.80%	6.015	≤ 10.99	Pass
11ac-VHT80	MCS0	122	5610	3.009	3.230	--	--	98.80%	6.184	≤ 10.99	Pass
11ac-VHT80	MCS0	138	5690	3.269	2.809	--	--	98.80%	6.108	≤ 10.99	Pass
11ac-VHT160	MCS0	50	5250	-3.196	-3.635	-3.777	-3.417	98.77%	2.574	≤ 7.98	Pass
11ac-VHT160	MCS0	114	5570	-0.260	-0.320	--	--	98.77%	2.774	≤ 10.99	Pass
11ax-HE20	MCS0	36	5180	7.263	8.096	7.722	7.266	99.31%	13.652	≤ 13.98	Pass
11ax-HE20	MCS0	44	5220	7.722	8.160	8.029	7.258	99.31%	13.857	≤ 13.98	Pass
11ax-HE20	MCS0	48	5240	7.631	8.108	7.710	6.986	99.31%	13.678	≤ 13.98	Pass
11ax-HE20	MCS0	52	5260	1.305	2.082	0.817	2.213	99.31%	7.692	≤ 7.98	Pass
11ax-HE20	MCS0	60	5300	1.658	1.646	1.529	1.890	99.31%	7.733	≤ 7.98	Pass
11ax-HE20	MCS0	64	5320	1.834	1.029	1.752	1.935	99.31%	7.702	≤ 7.98	Pass
11ax-HE20	MCS0	100	5500	7.717	7.566	--	--	99.31%	10.683	≤ 10.99	Pass
11ax-HE20	MCS0	116	5580	8.023	7.502	--	--	99.31%	10.811	≤ 10.99	Pass
11ax-HE20	MCS0	140	5700	7.742	7.736	--	--	99.31%	10.779	≤ 10.99	Pass
11ax-HE20	MCS0	144	5720	7.713	7.365	--	--	99.31%	10.583	≤ 10.99	Pass
11ax-HE40	MCS0	38	5190	4.094	4.930	4.581	4.880	98.51%	10.720	≤ 13.98	Pass
11ax-HE40	MCS0	46	5230	7.524	7.981	7.198	7.436	98.51%	13.630	≤ 13.98	Pass
11ax-HE40	MCS0	54	5270	1.208	2.176	1.072	1.829	98.51%	7.681	≤ 7.98	Pass
11ax-HE40	MCS0	62	5310	1.385	1.460	1.468	1.969	98.51%	7.663	≤ 7.98	Pass
11ax-HE40	MCS0	102	5510	7.760	7.864	--	--	98.51%	10.888	≤ 10.99	Pass
11ax-HE40	MCS0	110	5550	7.804	7.682	--	--	98.51%	10.819	≤ 10.99	Pass
11ax-HE40	MCS0	134	5670	7.327	7.809	--	--	98.51%	10.650	≤ 10.99	Pass
11ax-HE40	MCS0	142	5710	7.347	7.881	--	--	98.51%	10.698	≤ 10.99	Pass
11ax-HE80	MCS0	42	5210	1.145	1.803	1.610	1.270	98.80%	7.538	≤ 13.98	Pass
11ax-HE80	MCS0	58	5290	0.011	-0.455	0.020	-0.369	98.80%	5.880	≤ 7.98	Pass
11ax-HE80	MCS0	106	5530	2.774	3.011	--	--	98.80%	5.957	≤ 10.99	Pass
11ax-HE80	MCS0	122	5610	2.849	2.350	--	--	98.80%	5.669	≤ 10.99	Pass
11ax-HE80	MCS0	122	5690	2.461	2.516	--	--	98.80%	5.551	≤ 10.99	Pass
11ax-HE160	MCS0	50	5250	-3.130	-3.570	-3.772	-3.312	98.77%	2.635	≤ 7.98	Pass
11ax-HE160	MCS0	114	5570	-0.444	-0.686	--	--	98.77%	2.501	≤ 10.99	Pass

Note 1: When EUT duty cycle ≥ 98%,

5150~5350MHz band: the total PSD (dBm/MHz) = $10 \cdot \log \{10^{(\text{Ant 0 PSD}/10)} + 10^{(\text{Ant 1 PSD}/10)} + 10^{(\text{Ant 2 PSD}/10)} + 10^{(\text{Ant 3 PSD}/10)}\}$
(dBm/MHz).

5470~5725MHz band: the total PSD (dBm/MHz) = $10 \cdot \log \{10^{(\text{Ant 0 PSD}/10)} + 10^{(\text{Ant 1 PSD}/10)}\}$ (dBm/MHz).

When EUT duty cycle < 98%,

5150~5350MHz band: the total PSD (dBm/MHz) = $10 \cdot \log \{10^{(\text{Ant 0 PSD}/10)} + 10^{(\text{Ant 1 PSD}/10)} + 10^{(\text{Ant 2 PSD}/10)} + 10^{(\text{Ant 3 PSD}/10)}\} +$
 $10 \cdot \log (1/\text{Duty Cycle})(\text{dBm/MHz})$.

5470~5725MHz band: the total PSD (dBm/MHz) = $10 \cdot \log \{10^{(\text{Ant 0 PSD}/10)} + 10^{(\text{Ant 1 PSD}/10)}\} + 10 \cdot \log (1/\text{Duty Cycle})(\text{dBm/MHz})$

Note 2:

For 5150 - 5250MHz Band: PSD Limit (dBm/MHz) = 17 - (9.02 - 6) = 13.98dBm/MHz.

For 5250 - 5350MHz Band: PSD Limit (dBm/MHz) = 11 - (9.02 - 6) = 7.98dBm/MHz.

For 5470 - 5725MHz Band: PSD Limit (dBm/MHz) = 11 - (6.01 - 6) = 10.99dBm/MHz.

Product	AX7800 Tri-Band 8-Stream Wi-Fi 6 Router	Test Engineer	Jay
Test Site	SR5	Test Date	2022/8/18
Mode	Power Spectral Density (U-NII- 3) CDD Mode		

Test Mode	Data Rate/ MCS	Ch. No.	Freq. (MHz)	PSD (dBm/510KHz)		Duty Cycle (%)	Total PSD (dBm/ 510kHz)	Limit (dBm/ 500kHz)	Result
				Ant 0	Ant 1				
11a	6Mbps	149	5745	11.394	11.142	98.18%	14.360	≤ 29.99	Pass
11a	6Mbps	157	5785	11.420	11.359	98.18%	14.480	≤ 29.99	Pass
11a	6Mbps	165	5825	11.327	11.140	98.18%	14.325	≤ 29.99	Pass
11ac-VHT20	MCS0	149	5745	10.812	10.609	98.82%	13.774	≤ 29.99	Pass
11ac-VHT20	MCS0	157	5785	10.890	11.245	98.82%	14.133	≤ 29.99	Pass
11ac-VHT20	MCS0	165	5825	11.557	11.029	98.82%	14.363	≤ 29.99	Pass
11ac-VHT40	MCS0	151	5755	8.013	8.294	97.76%	11.264	≤ 29.99	Pass
11ac-VHT40	MCS0	159	5795	8.116	8.389	97.76%	11.363	≤ 29.99	Pass
11ac-VHT80	MCS0	155	5775	4.151	4.932	98.80%	7.622	≤ 29.99	Pass
11ax-HE20	MCS0	149	5745	11.124	11.520	99.31%	14.367	≤ 29.99	Pass
11ax-HE20	MCS0	157	5785	11.285	11.120	99.31%	14.244	≤ 29.99	Pass
11ax-HE20	MCS0	165	5825	11.268	11.065	99.31%	14.208	≤ 29.99	Pass
11ax-HE40	MCS0	151	5755	8.622	8.356	98.51%	11.567	≤ 29.99	Pass
11ax-HE40	MCS0	159	5795	8.312	8.555	98.51%	11.511	≤ 29.99	Pass
11ax-HE80	MCS0	155	5775	4.740	5.217	98.80%	8.048	≤ 29.99	Pass

Note 1: When EUT duty cycle ≥ 98%,

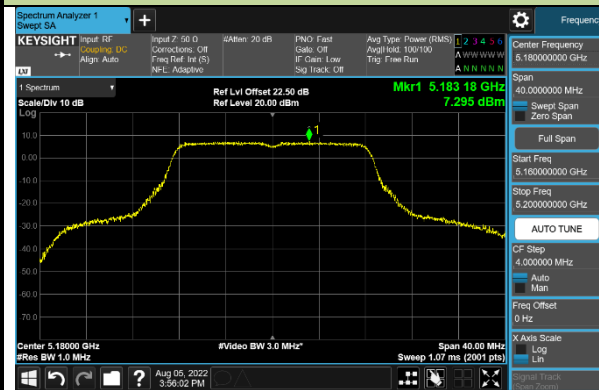
the total PSD (dBm/510kHz) = $10 \cdot \log \{10^{(\text{Ant 0 PSD}/10)} + 10^{(\text{Ant 1 PSD}/10)}\}$ (dBm/510kHz).

When EUT duty cycle < 98%, the total PSD (dBm/510kHz) = $10 \cdot \log \{10^{(\text{Ant 0 PSD}/10)} + 10^{(\text{Ant 1 PSD}/10)}\}$ (dBm/510kHz) + $10 \cdot \log (1/\text{Duty Cycle})$.

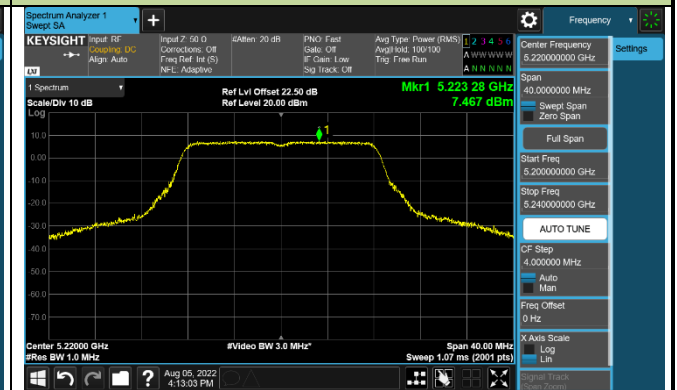
Note 2: PSD Limit (dBm/500kHz) = 30 - (6.01 - 6) = 29.99dBm/500kHz.

802.11a Power Spectral Density - Ant 0

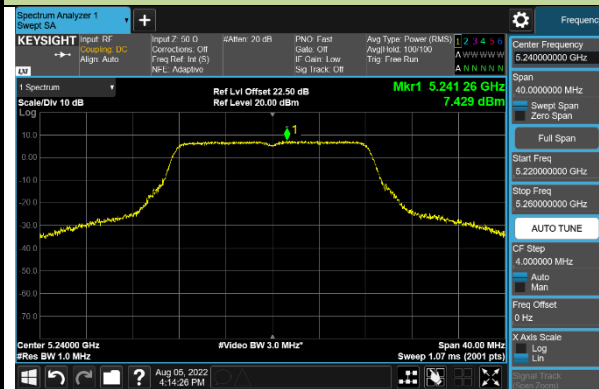
Channel 36 (5180MHz)



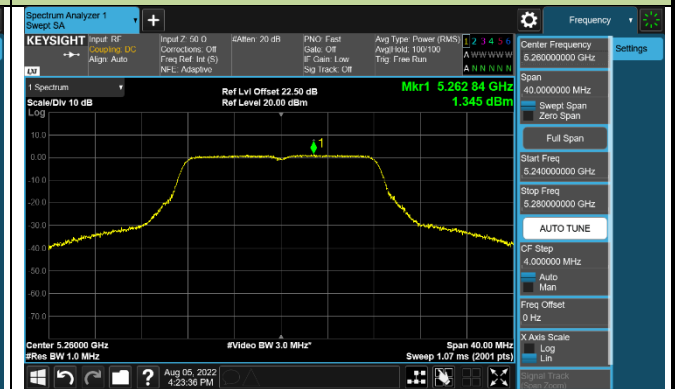
Channel 44 (5220MHz)



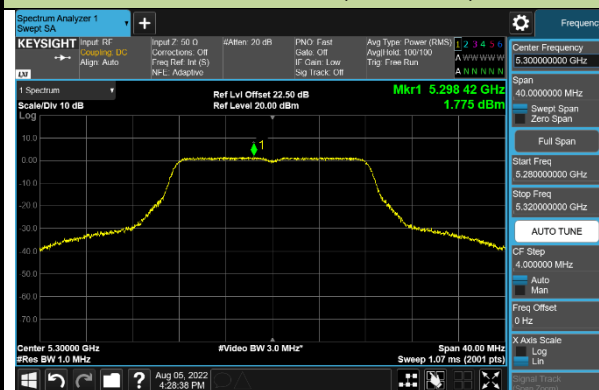
Channel 48 (5240MHz)



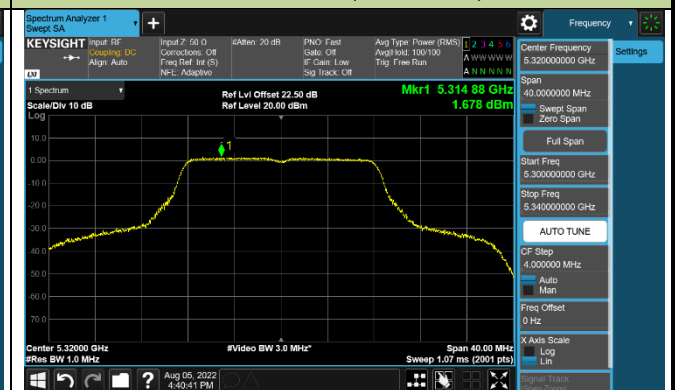
Channel 52 (5260MHz)



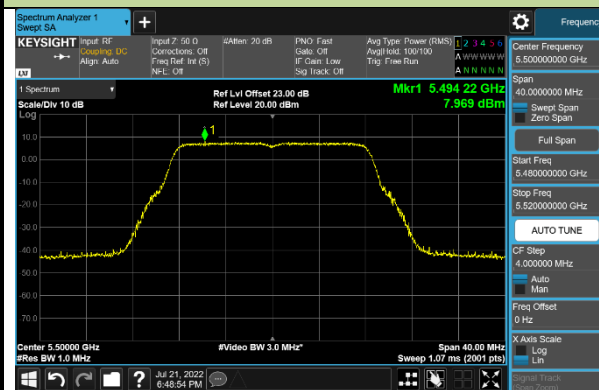
Channel 60 (5300MHz)



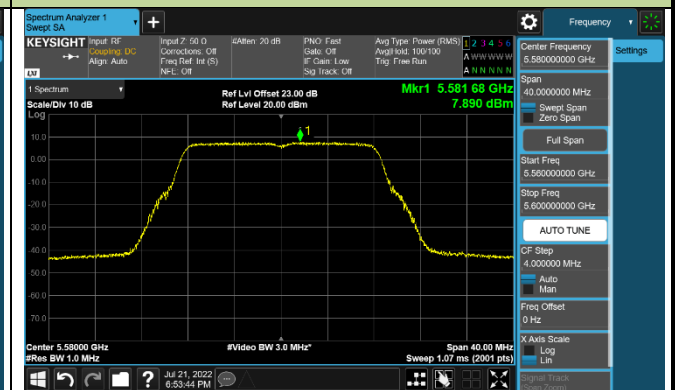
Channel 64 (5320MHz)

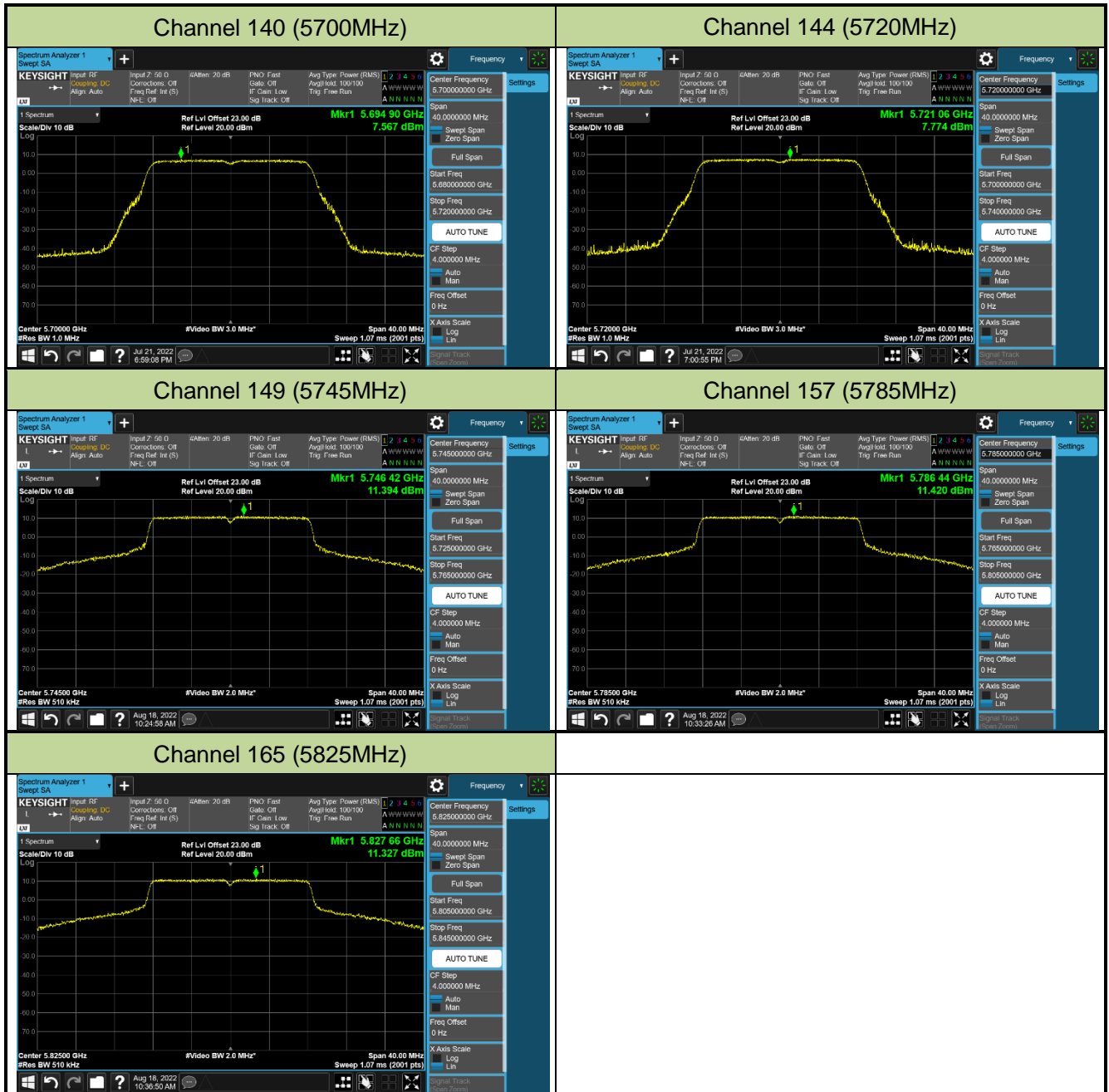


Channel 100 (5500MHz)



Channel 116 (5580MHz)



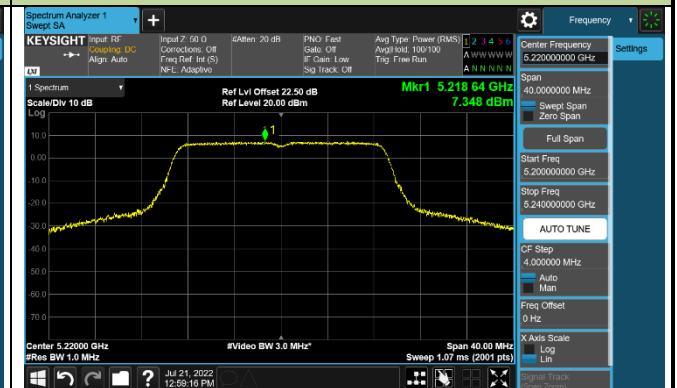


802.11ac-VHT20 Power Spectral Density - Ant 0

Channel 36 (5180MHz)



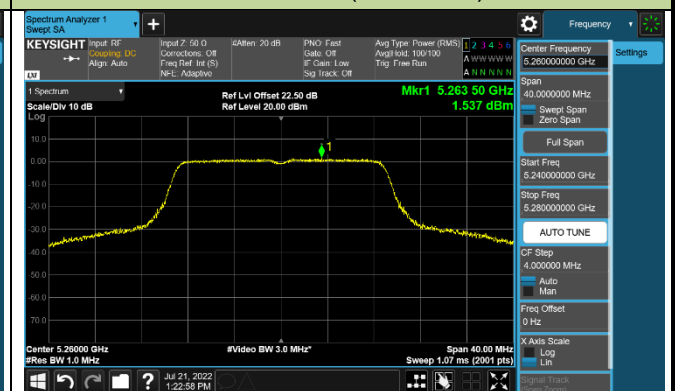
Channel 44 (5220MHz)



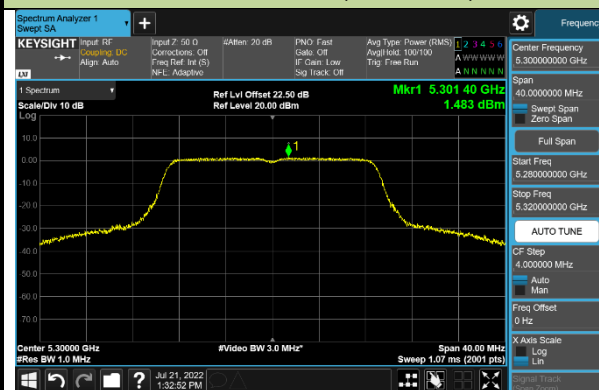
Channel 48 (5240MHz)



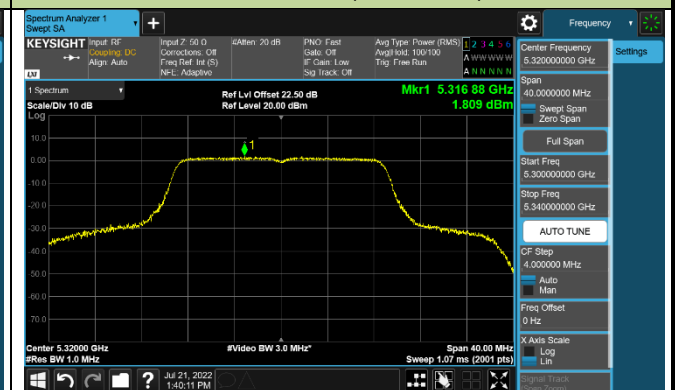
Channel 52 (5260MHz)



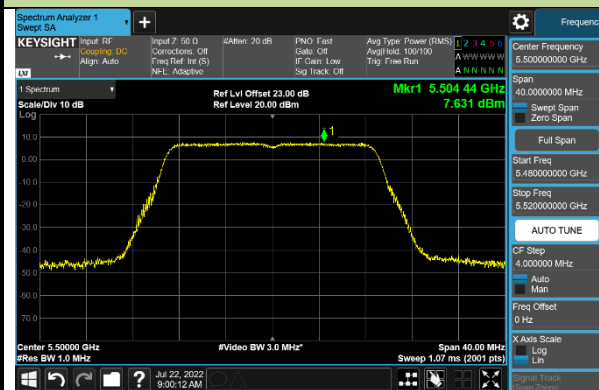
Channel 60 (5300MHz)



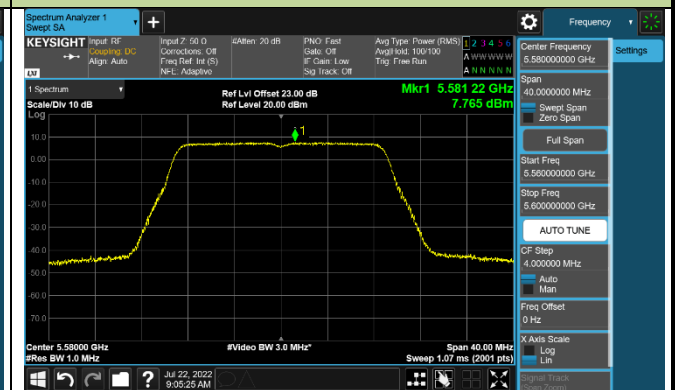
Channel 64 (5320MHz)

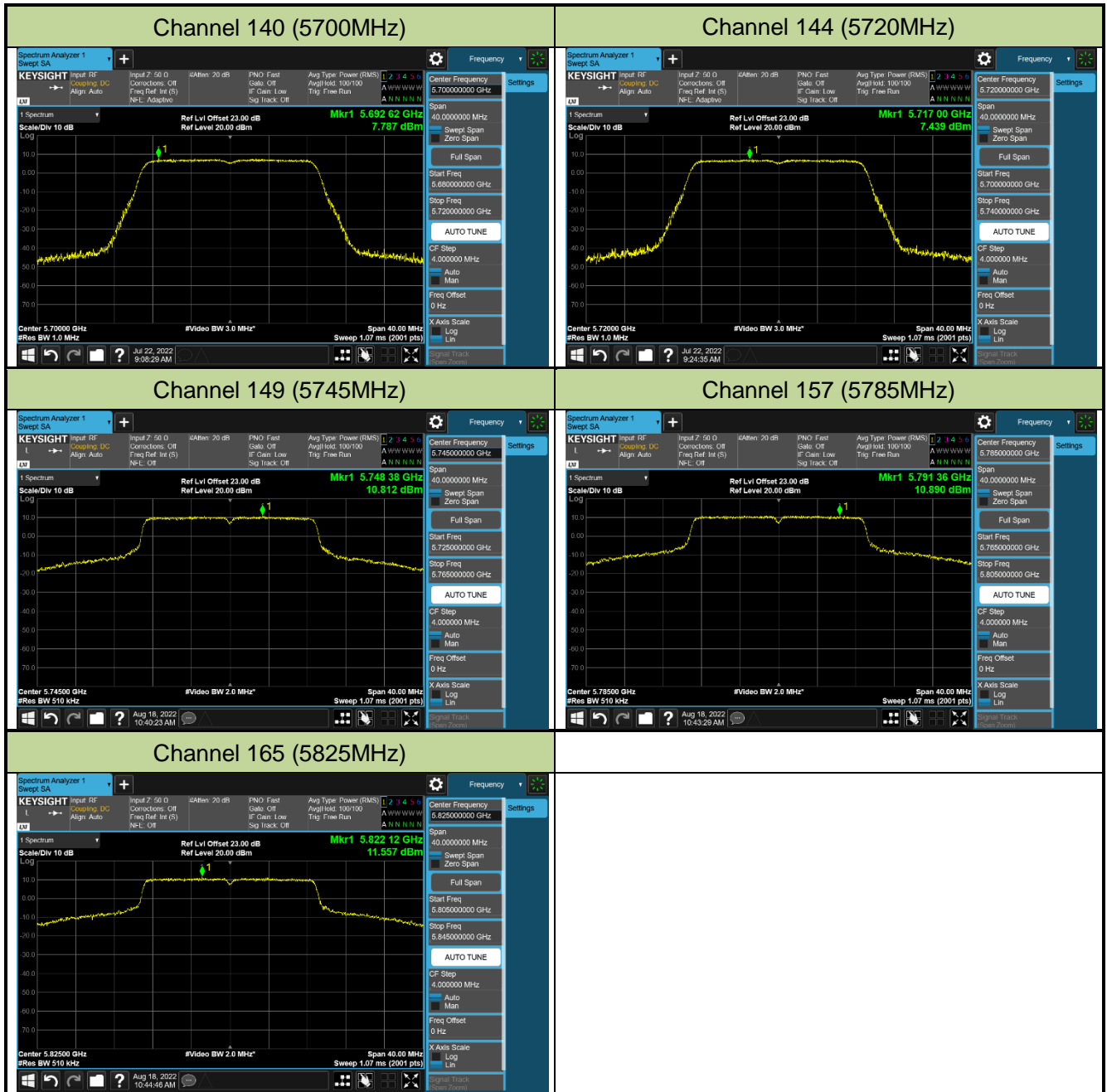


Channel 100 (5500MHz)



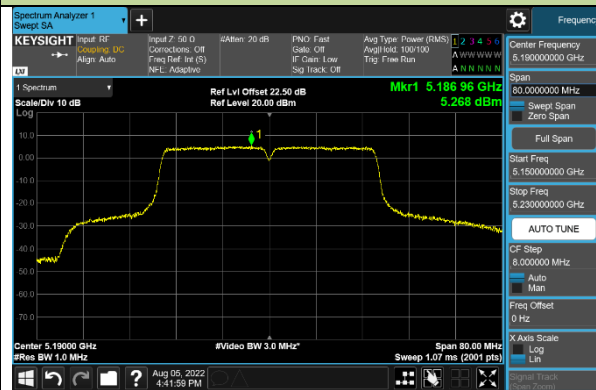
Channel 116 (5580MHz)



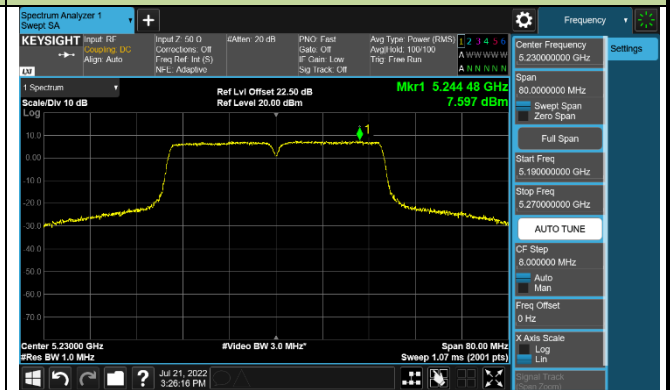


802.11ac-VHT40 Power Spectral Density - Ant 0

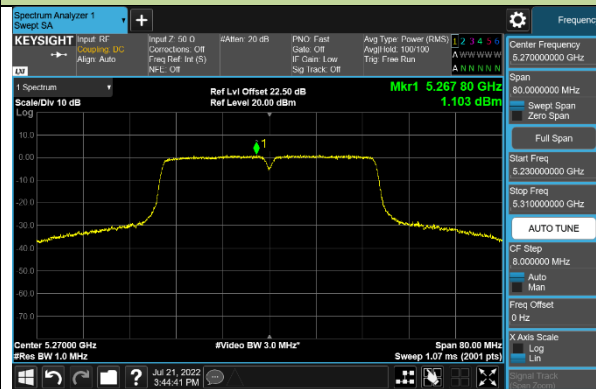
Channel 38 (5190MHz)



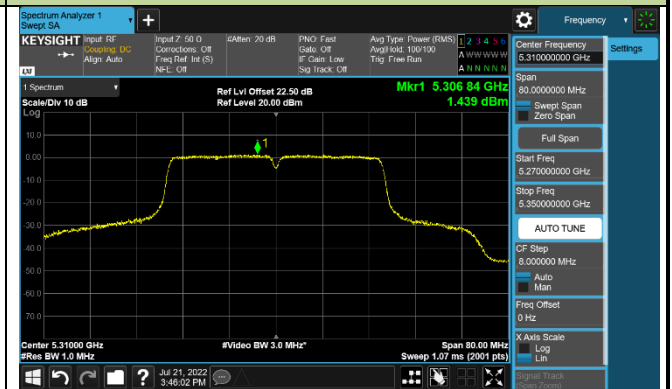
Channel 46 (5230MHz)



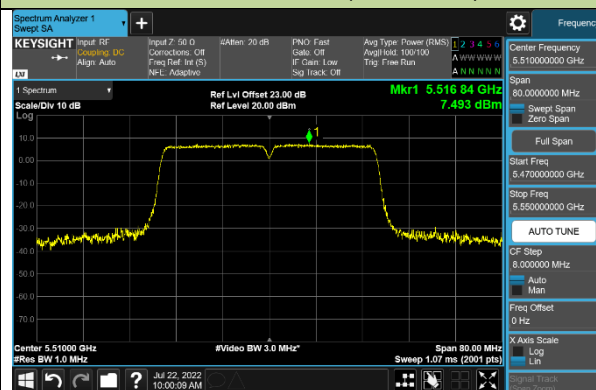
Channel 54 (5270MHz)



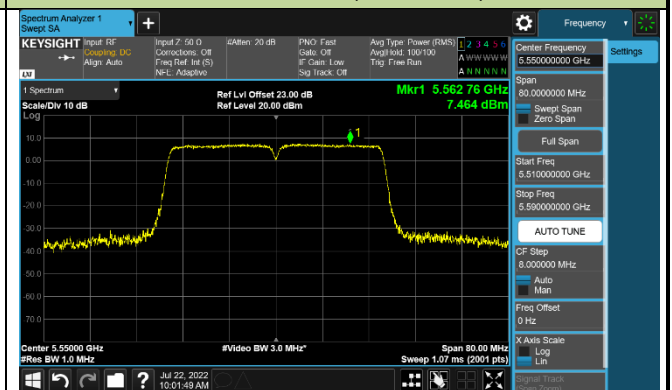
Channel 62 (5310MHz)



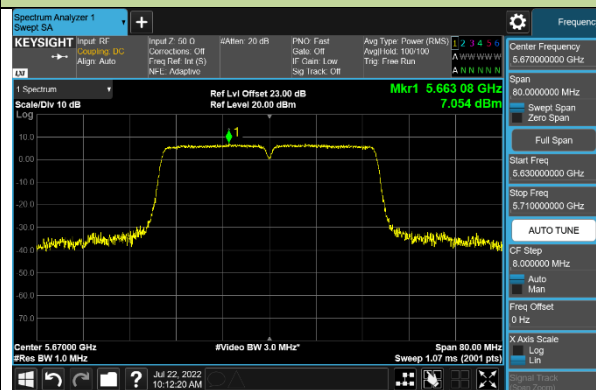
Channel 102 (5510MHz)



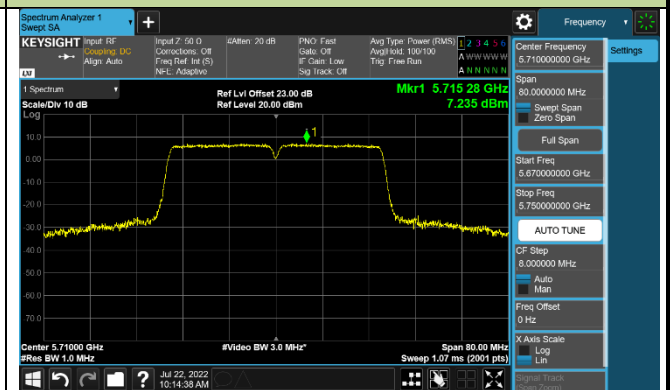
Channel 110 (5550MHz)

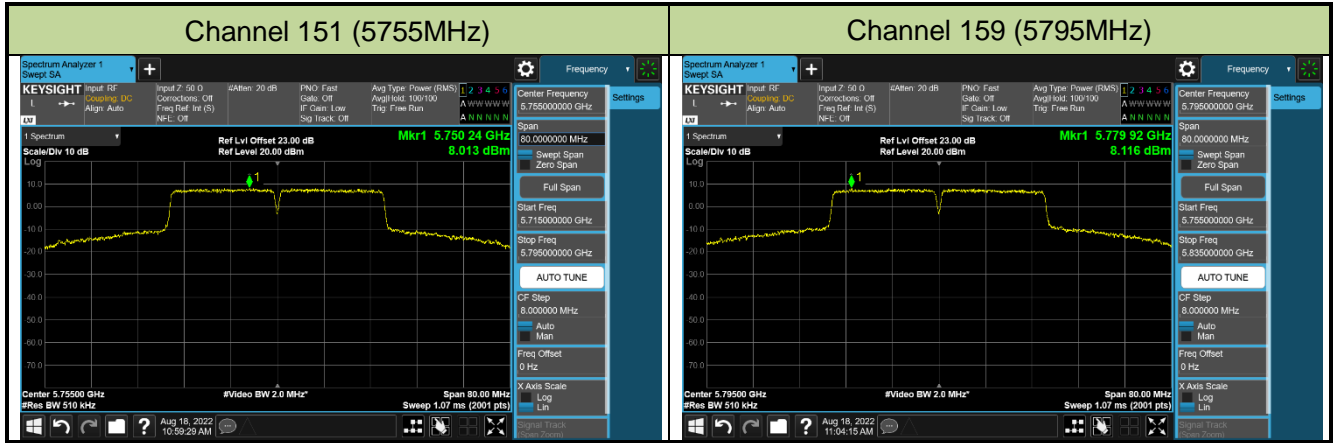


Channel 134 (5670MHz)

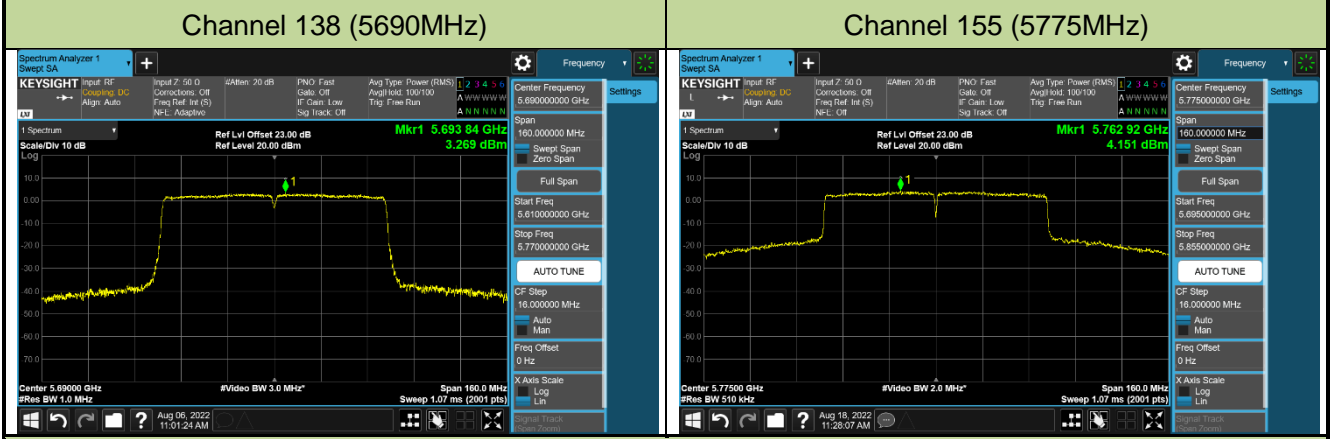
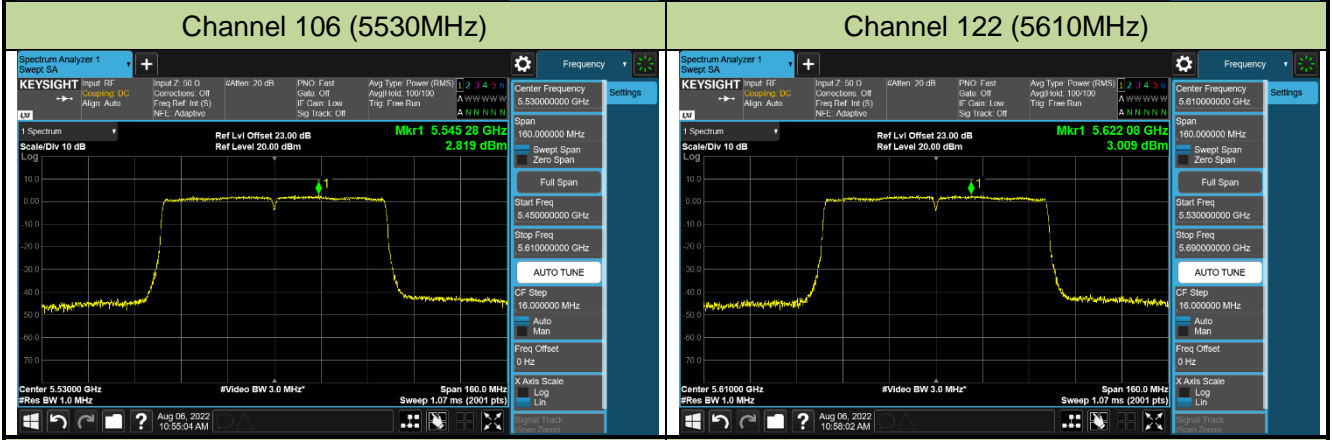
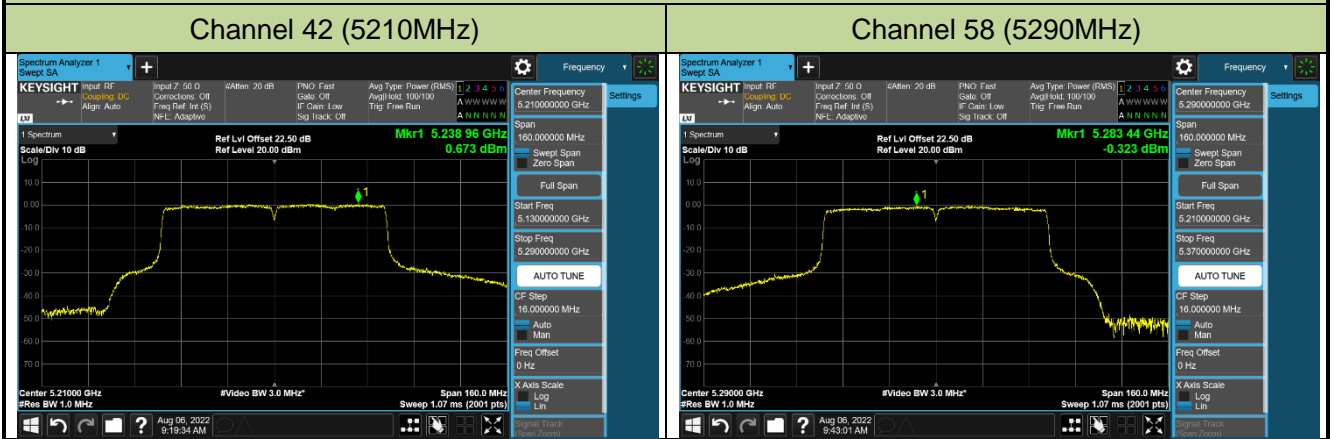


Channel 142 (5710MHz)





802.11ac-VHT80 Power Spectral Density - Ant 0

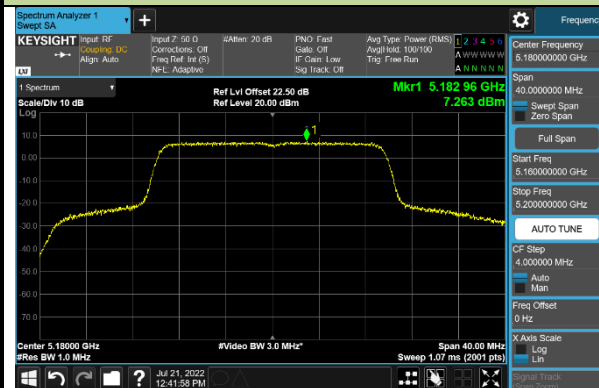


802.11ac-VHT160 Power Spectral Density - Ant 0

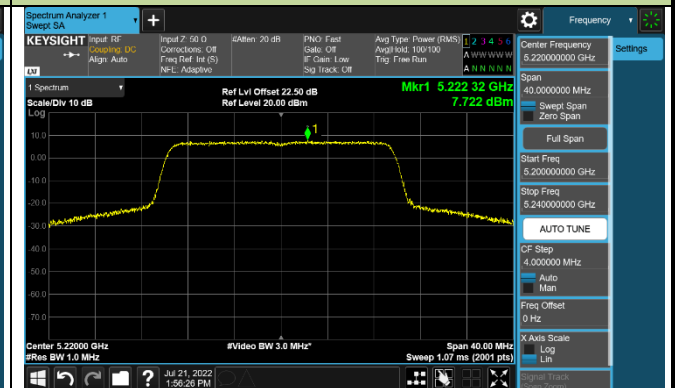


802.11ax-HE20 Power Spectral Density - Ant 0

Channel 36 (5180MHz)



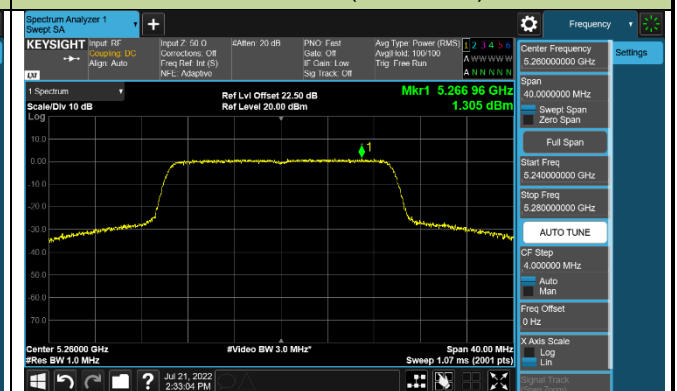
Channel 44 (5220MHz)



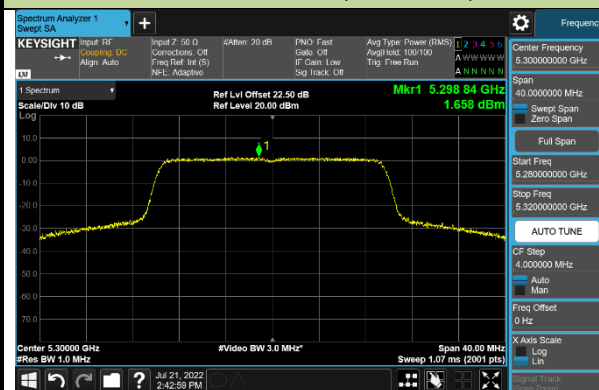
Channel 48 (5240MHz)



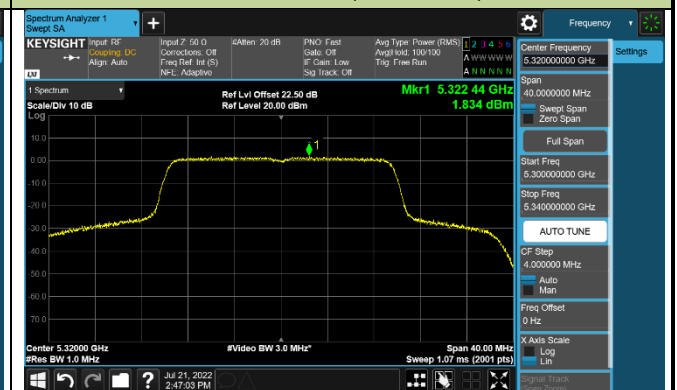
Channel 52 (5260MHz)



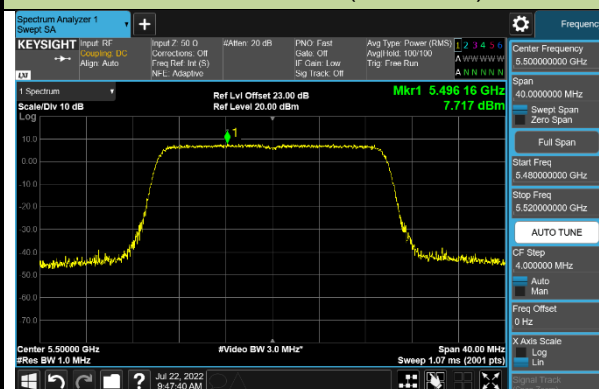
Channel 60 (5300MHz)



Channel 64 (5320MHz)



Channel 100 (5500MHz)



Channel 116 (5580MHz)

