

7.6. Radiated Spurious Emission Measurement

7.6.1. Test Limit

All out of band emissions appearing in a restricted band as specified in Section 15.205 of the Title 47CFR must not exceed the limits shown in Table per Section 15.209.

FCC Part 15 Subpart C Paragraph 15.209		
Frequency [MHz]	Field Strength [Uv/m]	Measured Distance [Meters]
0.009 - 0.490	2400/F (kHz)	300
0.490 - 1.705	24000/F (kHz)	30
1.705 - 30	30	30
30 - 88	100	3
88 - 216	150	3
216 - 960	200	3
Above 960	500	3

7.6.2. Test Procedure Used

ANSI C63.10 - 2013 - Section 11.11 & 11.12

ANSI C63.10-2013 Section 6.3 (General Requirements)

ANSI C63.10-2013 Section 6.4 (Standard test method below 30MHz)

ANSI C63.10-2013 Section 6.5 (Standard test method above 30MHz to 1GHz)

ANSI C63.10-2013 Section 6.6 (Standard test method above 1GHz)

7.6.3. Test Setting

Table 1 - RBW as a function of frequency

Frequency	RBW
9 ~ 150 kHz	200 ~ 300 Hz
0.15 ~ 30 MHz	9 ~ 10 kHz
30 ~ 1000 MHz	100 ~ 120 kHz
> 1000MHz	1MHz

Quasi-Peak Measurements below 1GHz

1. Analyzer center frequency was set to the frequency of the radiated spurious emission of interest
2. Span was set greater than 1MHz
3. RBW = as specified in Table 1
4. Detector = CISPR quasi-peak
5. Sweep time = auto couple
6. Trace was allowed to stabilize

Peak Measurements above 1GHz

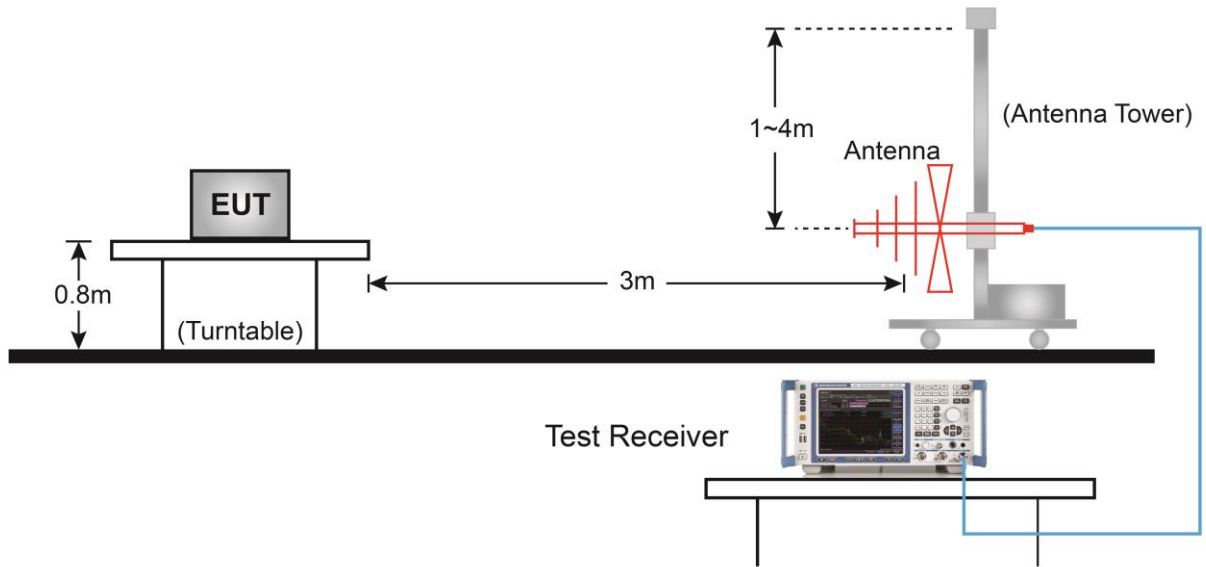
1. Analyzer center frequency was set to the frequency of the radiated spurious emission of interest
2. RBW = 1MHz
3. VBW = 3MHz
4. Detector = peak
5. Sweep time = auto couple
6. Trace mode = max hold
7. Trace was allowed to stabilize

Average Measurements above 1GHz (Method VB)

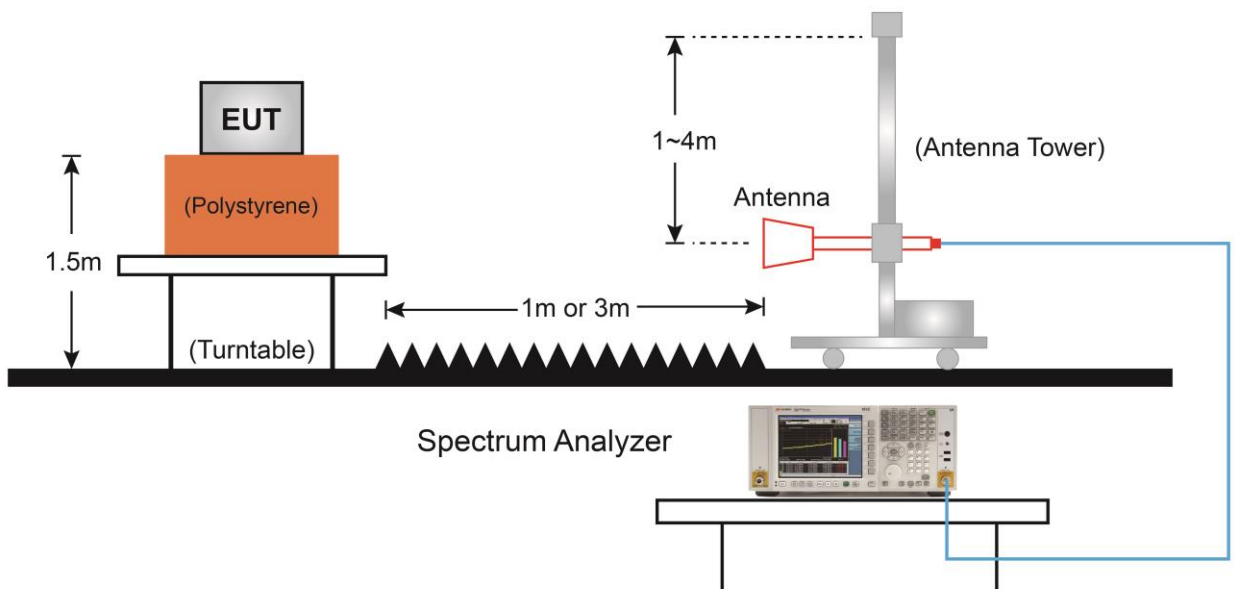
1. Analyzer center frequency was set to the frequency of the radiated spurious emission of interest
2. RBW = 1MHz
3. VBW; If the EUT is configured to transmit with duty cycle $\geq 98\%$, set VBW = 10 Hz.
If the EUT duty cycle is $< 98\%$, set VBW $\geq 1/T$. T is the minimum transmission duration.
4. Detector = Peak
5. Sweep time = auto
6. Trace mode = max hold
7. Trace was allowed to stabilize

7.6.4. Test Setup

Below 1GHz Test Setup:

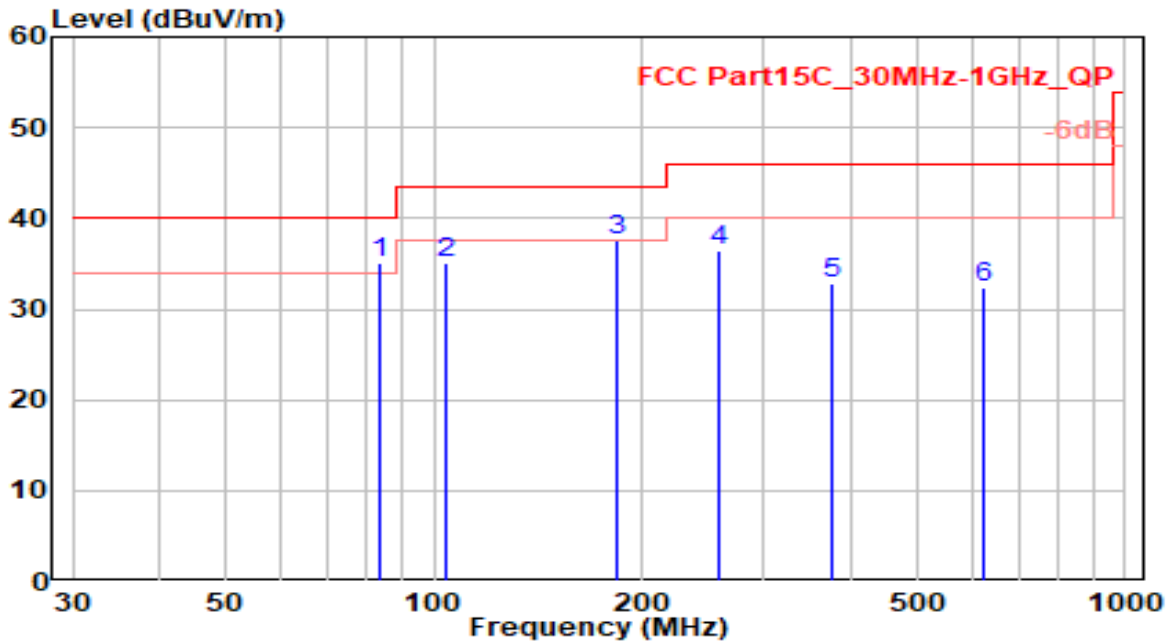


Above 1GHz Test Setup:



7.6.5. Test Result

EUT	AX7800 Tri-Band 8-Stream Wi-Fi 6 Router	Date of Test	2022-07-28
Factor	VULB 9162	Temp. / Humidity	25°C /65%
Polarity	Horizontal	Site / Test Engineer	AC2 / Ares
Test Mode	802.11n-20MHz_TX_CH 6_ANT 0+1	Test Voltage	AC 120V/60Hz

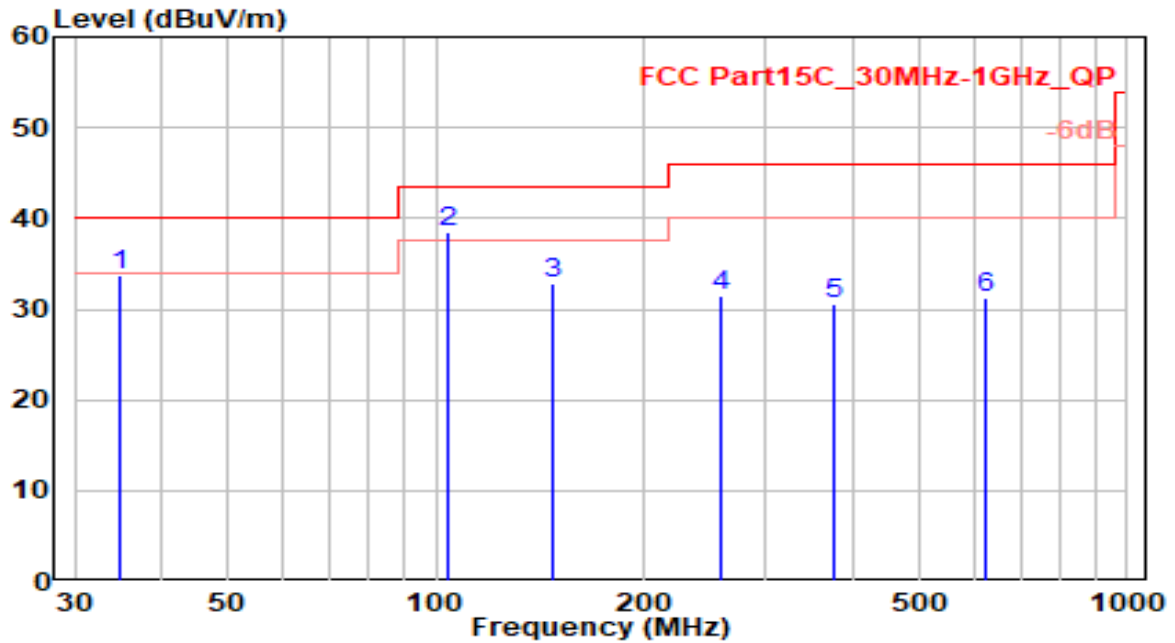


No	Frequency (MHz)	Reading (dBUV)	C.F (dB/m)	Measurement (dBUV/m)	Margin (dB)	Limit (dBUV/m)	Height (cm)	Angle (deg)	Remark (QP/PK/AV)
1	* 83.350	19.59	15.43	35.02	-4.98	40.00	100	115	QP
2	103.720	15.95	19.15	35.09	-8.41	43.50	100	15	QP
3	183.260	20.03	17.56	37.59	-5.91	43.50	100	50	QP
4	258.920	15.75	20.76	36.51	-9.49	46.00	125	360	QP
5	375.320	9.39	23.50	32.89	-13.11	46.00	150	125	QP
6	625.580	4.50	27.94	32.43	-13.57	46.00	100	250	QP

Note:

- "*" means this data is the worst emission level.
- C.F (Correction Factor) = Antenna Factor (dB)+ Cable Loss (dB).
- Measurement (dBUV/m) = Reading(dBUV) + C.F (Correction Factor).
- The emission levels of other frequencies are very lower than the limit and not show in test report.

EUT	AX7800 Tri-Band 8-Stream Wi-Fi 6 Router	Date of Test	2022-07-28
Factor	VULB 9162	Temp. / Humidity	25°C /65%
Polarity	Vertical	Site / Test Engineer	AC2 / Ares
Test Mode	802.11n-20MHz_TX_CH 6_ANT 0+1	Test Voltage	AC 120V/60Hz

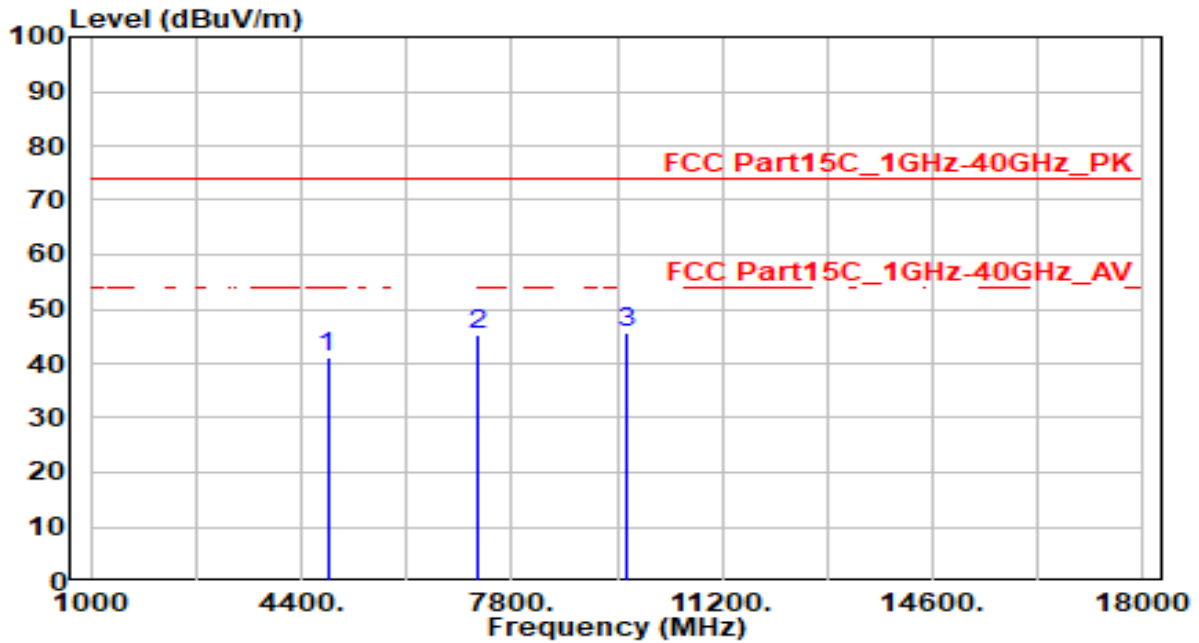


No	Frequency (MHz)	Reading (dBuV)	C.F (dB/m)	Measurement (dBuV/m)	Margin (dB)	Limit (dBuV/m)	Height (cm)	Angle (deg)	Remark (QP/PK/AV)
1	34.850	15.20	18.48	33.68	-6.32	40.00	100	145	QP
2	* 103.720	19.37	19.15	38.52	-4.98	43.50	100	10	QP
3	147.370	17.02	15.71	32.73	-10.77	43.50	100	95	QP
4	258.920	10.74	20.76	31.50	-14.50	46.00	150	355	QP
5	375.320	7.17	23.50	30.67	-15.33	46.00	150	210	QP
6	625.580	3.24	27.94	31.17	-14.83	46.00	100	60	QP

Note:

1. " *", means this data is the worst emission level.
2. C.F (Correction Factor) = Antenna Factor (dB)+ Cable Loss (dB).
3. Measurement (dBuV/m) = Reading(dBuV) + C.F (Correction Factor).
4. The emission levels of other frequencies are very lower than the limit and not show in test report.

EUT	AX7800 Tri-Band 8-Stream Wi-Fi 6 Router	Date of Test	2022-07-28
Factor	DRH18-E	Temp. / Humidity	25°C /65%
Polarity	Horizontal	Site / Test Engineer	AC2 / Ares
Test Mode	802.11b_TX_CH 1_ANT 0+1	Test Voltage	AC 120V/60Hz

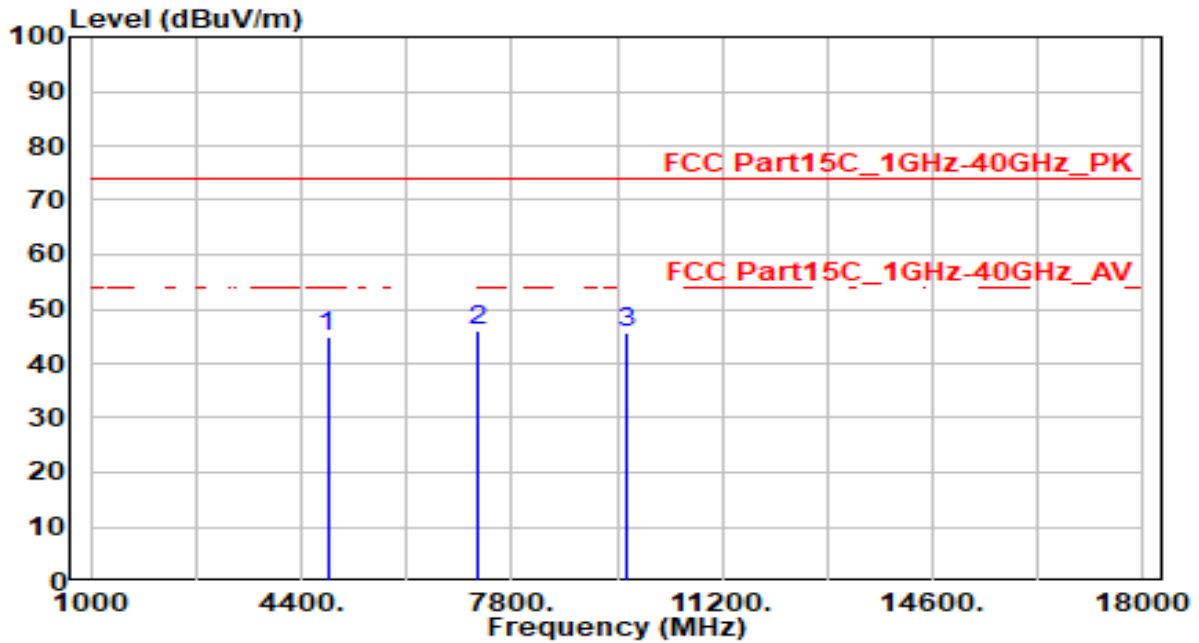


No	Frequency (MHz)	Reading (dBuV)	C.F (dB/m)	Measurement (dBuV/m)	Margin (dB)	Limit (dBuV/m)	Height (cm)	Angle (deg)	Remark (QP/PK/AV)
1	4824.000	41.02	0.25	41.27	-32.73	74.00	100	285	Peak
2	7236.000	39.30	5.81	45.11	-28.89	74.00	300	0	Peak
3	* 9648.000	40.37	5.32	45.69	-28.31	74.00	300	220	Peak

Note:

1. " *", means this data is the worst emission level.
2. C.F (Correction Factor) = Antenna Factor (dB)+ Cable Loss (dB) – Pre-amplifier(dB).
3. Measurement (dBuV/m) = Reading(dBuV) + C.F (Correction Factor).
4. The emission levels of other frequencies are very lower than the limit and not show in test report.

EUT	AX7800 Tri-Band 8-Stream Wi-Fi 6 Router	Date of Test	2022-07-28
Factor	DRH18-E	Temp. / Humidity	25°C /65%
Polarity	Vertical	Site / Test Engineer	AC2 / Ares
Test Mode	802.11b_TX_CH 1_ANT 0+1	Test Voltage	AC 120V/60Hz

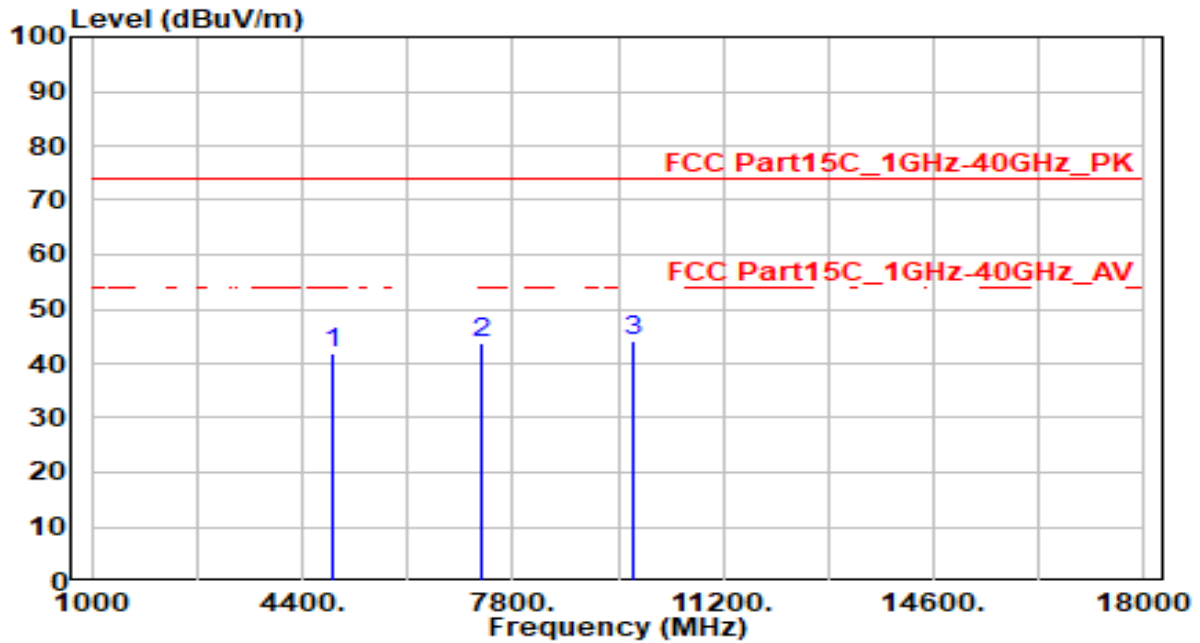


No	Frequency (MHz)	Reading (dBuV)	C.F (dB/m)	Measurement (dBuV/m)	Margin (dB)	Limit (dBuV/m)	Height (cm)	Angle (deg)	Remark (QP/PK/AV)
1	4824.000	44.74	0.25	45.00	-29.00	74.00	100	130	Peak
2	* 7236.000	40.25	5.81	46.07	-27.93	74.00	200	160	Peak
3	9648.000	40.35	5.32	45.67	-28.33	74.00	260	0	Peak

Note:

1. " *", means this data is the worst emission level.
2. C.F (Correction Factor) = Antenna Factor (dB)+ Cable Loss (dB) – Preamplifier(dB).
3. Measurement (dBuV/m) = Reading(dBuV) + C.F (Correction Factor).
4. The emission levels of other frequencies are very lower than the limit and not show in test report.

EUT	AX7800 Tri-Band 8-Stream Wi-Fi 6 Router	Date of Test	2022-07-28
Factor	DRH18-E	Temp. / Humidity	25°C /65%
Polarity	Horizontal	Site / Test Engineer	AC2 / Ares
Test Mode	802.11b_TX_CH 6_ANT 0+1	Test Voltage	AC 120V/60Hz

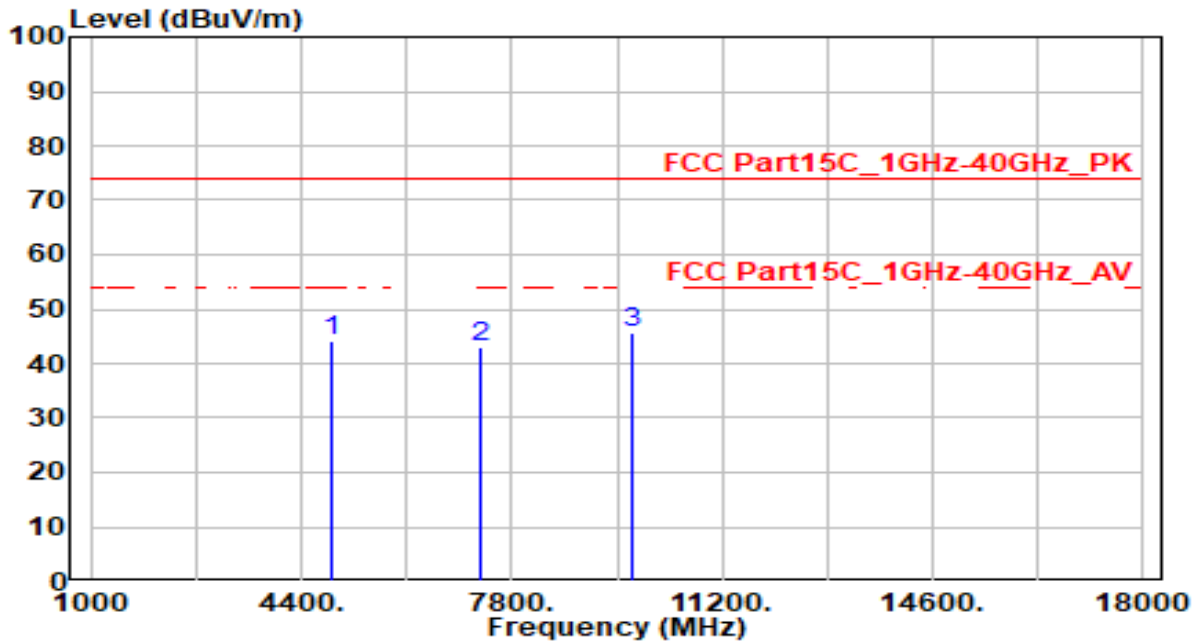


No	Frequency (MHz)	Reading (dBuV)	C.F (dB/m)	Measurement (dBuV/m)	Margin (dB)	Limit (dBuV/m)	Height (cm)	Angle (deg)	Remark (QP/PK/AV)
1	4874.000	41.40	0.35	41.75	-32.25	74.00	100	225	Peak
2	7311.000	38.13	5.79	43.92	-30.08	74.00	100	200	Peak
3	* 9748.000	38.95	5.34	44.29	-29.71	74.00	100	280	Peak

Note:

1. " *", means this data is the worst emission level.
2. C.F (Correction Factor) = Antenna Factor (dB)+ Cable Loss (dB) – Pre-amplifier(dB).
3. Measurement (dBuV/m) = Reading(dBuV) + C.F (Correction Factor).
4. The emission levels of other frequencies are very lower than the limit and not show in test report.

EUT	AX7800 Tri-Band 8-Stream Wi-Fi 6 Router	Date of Test	2022-07-28
Factor	DRH18-E	Temp. / Humidity	25°C /65%
Polarity	Vertical	Site / Test Engineer	AC2 / Ares
Test Mode	802.11b_TX_CH 6_ANT 0+1	Test Voltage	AC 120V/60Hz

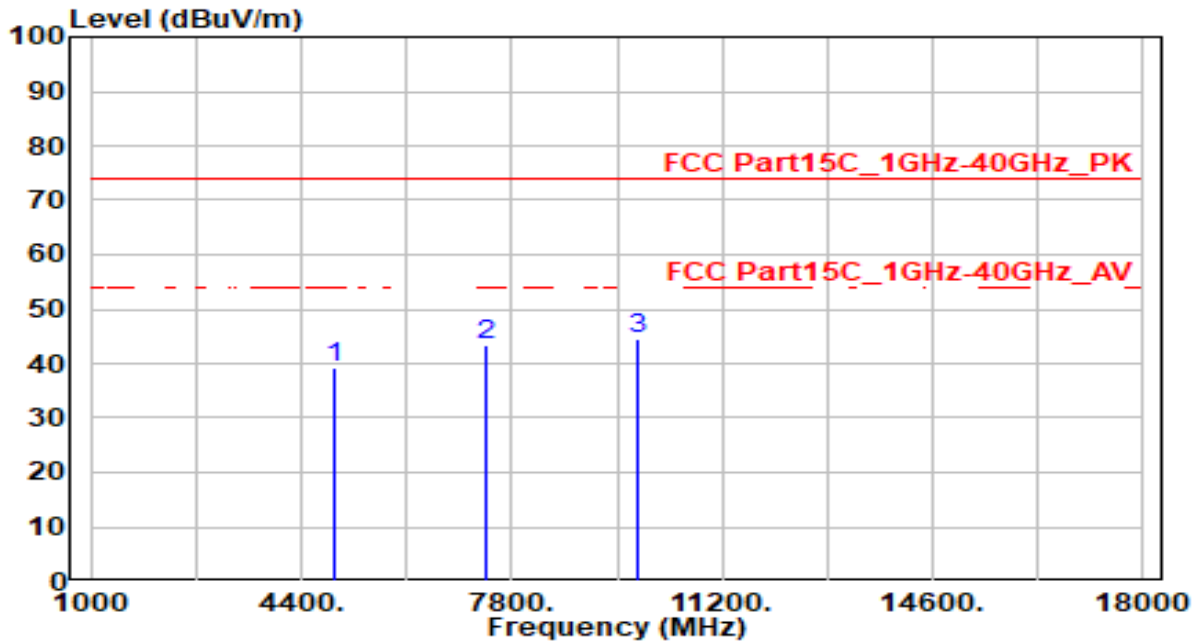


No	Frequency (MHz)	Reading (dBuV)	C.F (dB/m)	Measurement (dBuV/m)	Margin (dB)	Limit (dBuV/m)	Height (cm)	Angle (deg)	Remark (QP/PK/AV)
1	4874.000	43.89	0.35	44.24	-29.76	74.00	100	0	Peak
2	7311.000	37.39	5.79	43.19	-30.81	74.00	100	330	Peak
3	* 9748.000	40.29	5.34	45.63	-28.37	74.00	100	145	Peak

Note:

1. " *", means this data is the worst emission level.
2. C.F (Correction Factor) = Antenna Factor (dB)+ Cable Loss (dB) – Preamplifier(dB).
3. Measurement (dBuV/m) = Reading(dBuV) + C.F (Correction Factor).
4. The emission levels of other frequencies are very lower than the limit and not show in test report.

EUT	AX7800 Tri-Band 8-Stream Wi-Fi 6 Router	Date of Test	2022-07-28
Factor	DRH18-E	Temp. / Humidity	25°C /65%
Polarity	Horizontal	Site / Test Engineer	AC2 / Ares
Test Mode	802.11b_TX_CH 11_ANT 0+1	Test Voltage	AC 120V/60Hz

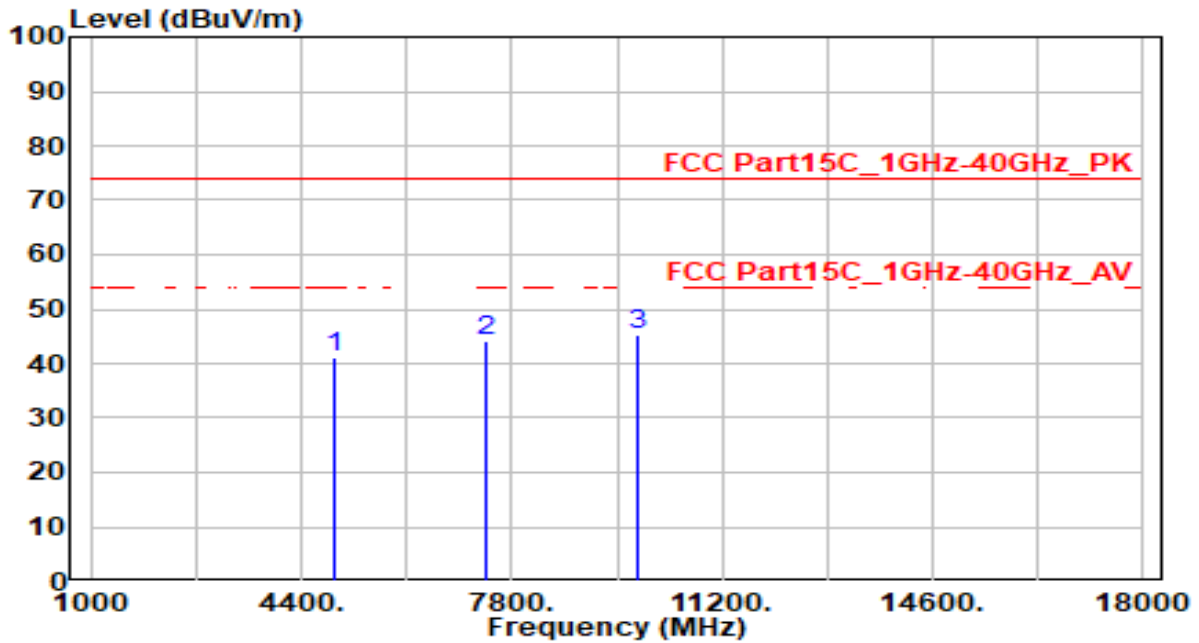


No	Frequency (MHz)	Reading (dBuV)	C.F (dB/m)	Measurement (dBuV/m)	Margin (dB)	Limit (dBuV/m)	Height (cm)	Angle (deg)	Remark (QP/PK/AV)
1	4924.000	38.89	0.45	39.35	-34.65	74.00	100	290	Peak
2	7386.000	37.46	5.77	43.23	-30.77	74.00	100	260	Peak
3	* 9848.000	39.27	5.38	44.65	-29.35	74.00	100	160	Peak

Note:

1. " *", means this data is the worst emission level.
2. C.F (Correction Factor) = Antenna Factor (dB)+ Cable Loss (dB) – Pre-amplifier(dB).
3. Measurement (dBuV/m) = Reading(dBuV) + C.F (Correction Factor).
4. The emission levels of other frequencies are very lower than the limit and not show in test report.

EUT	AX7800 Tri-Band 8-Stream Wi-Fi 6 Router	Date of Test	2022-07-28
Factor	DRH18-E	Temp. / Humidity	25°C /65%
Polarity	Vertical	Site / Test Engineer	AC2 / Ares
Test Mode	802.11b_TX_CH 11_ANT 0+1	Test Voltage	AC 120V/60Hz

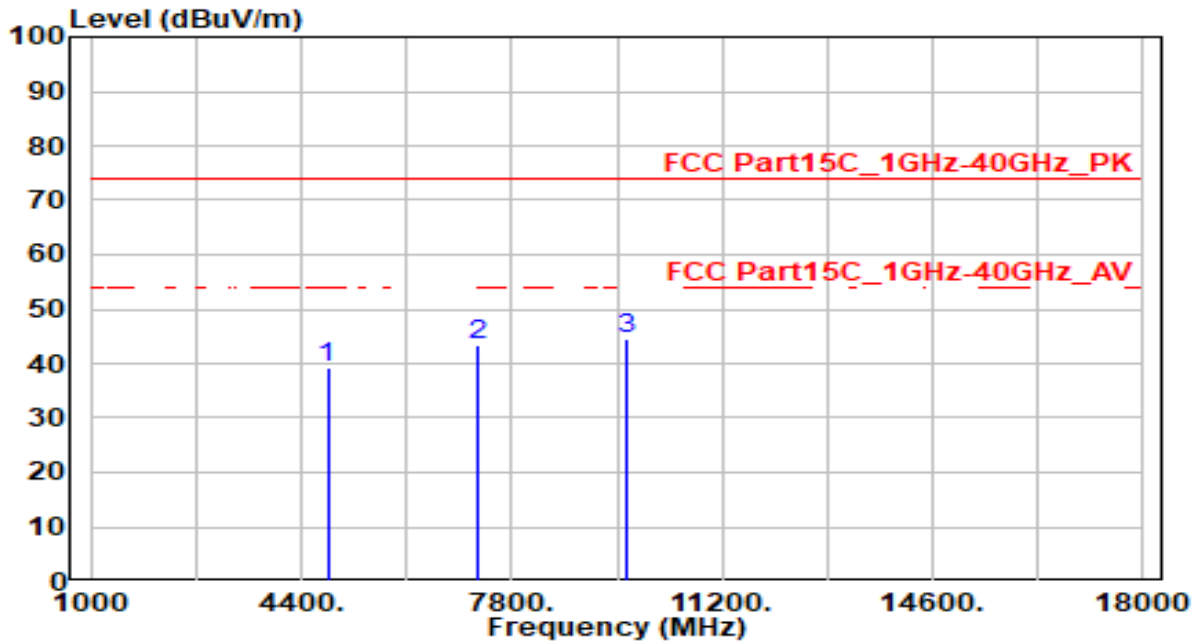


No	Frequency (MHz)	Reading (dBuV)	C.F (dB/m)	Measurement (dBuV/m)	Margin (dB)	Limit (dBuV/m)	Height (cm)	Angle (deg)	Remark (QP/PK/AV)
1	4924.000	40.70	0.45	41.15	-32.85	74.00	100	0	Peak
2	7386.000	38.40	5.77	44.18	-29.82	74.00	100	70	Peak
3	* 9848.000	39.93	5.38	45.31	-28.69	74.00	100	50	Peak

Note:

1. " *", means this data is the worst emission level.
2. C.F (Correction Factor) = Antenna Factor (dB)+ Cable Loss (dB) – Pre-amplifier(dB).
3. Measurement (dBuV/m) = Reading(dBuV) + C.F (Correction Factor).
4. The emission levels of other frequencies are very lower than the limit and not show in test report.

EUT	AX7800 Tri-Band 8-Stream Wi-Fi 6 Router	Date of Test	2022-07-28
Factor	DRH18-E	Temp. / Humidity	25°C /65%
Polarity	Horizontal	Site / Test Engineer	AC2 / Ares
Test Mode	802.11g_TX_CH 1_ANT 0+1	Test Voltage	AC 120V/60Hz

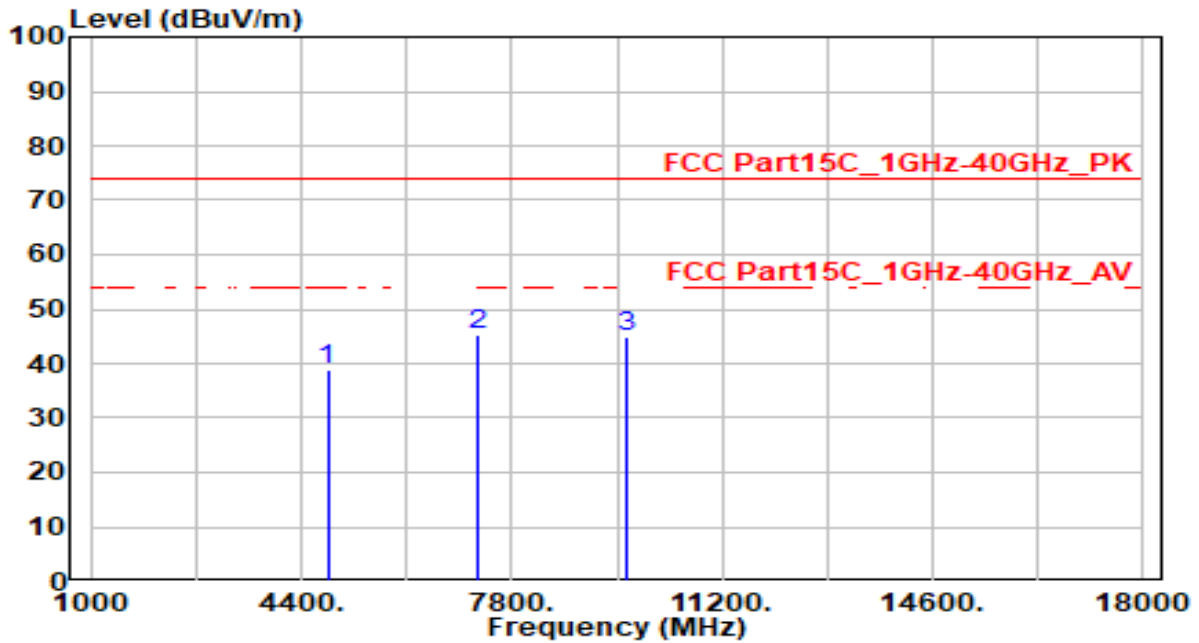


No	Frequency (MHz)	Reading (dBuV)	C.F (dB/m)	Measurement (dBuV/m)	Margin (dB)	Limit (dBuV/m)	Height (cm)	Angle (deg)	Remark (QP/PK/AV)
1	4824.000	39.10	0.25	39.36	-34.64	74.00	100	140	Peak
2	7236.000	37.69	5.81	43.50	-30.50	74.00	100	145	Peak
3	* 9648.000	39.26	5.32	44.59	-29.41	74.00	100	215	Peak

Note:

1. " *", means this data is the worst emission level.
2. C.F (Correction Factor) = Antenna Factor (dB)+ Cable Loss (dB) – Preamplifier(dB).
3. Measurement (dBuV/m) = Reading(dBuV) + C.F (Correction Factor).
4. The emission levels of other frequencies are very lower than the limit and not show in test report.

EUT	AX7800 Tri-Band 8-Stream Wi-Fi 6 Router	Date of Test	2022-07-28
Factor	DRH18-E	Temp. / Humidity	25°C /65%
Polarity	Vertical	Site / Test Engineer	AC2 / Ares
Test Mode	802.11g_TX_CH 1_ANT 0+1	Test Voltage	AC 120V/60Hz

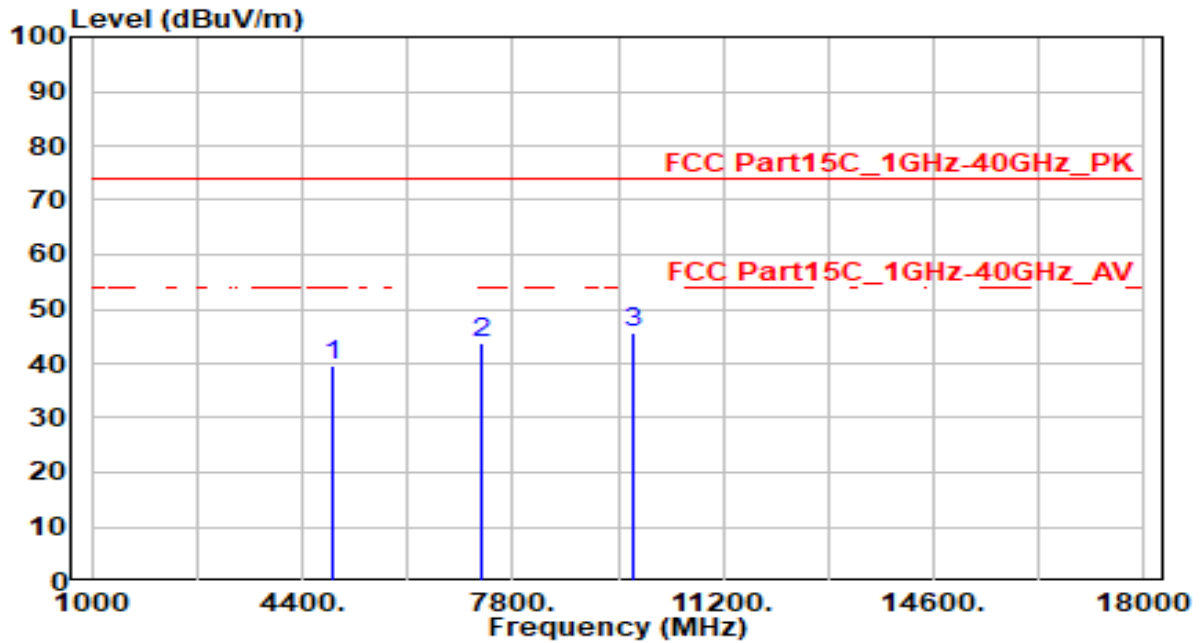


No	Frequency (MHz)	Reading (dBuV)	C.F (dB/m)	Measurement (dBuV/m)	Margin (dB)	Limit (dBuV/m)	Height (cm)	Angle (deg)	Remark (QP/PK/AV)
1	4824.000	38.69	0.25	38.94	-35.06	74.00	100	335	Peak
2	* 7236.000	39.55	5.81	45.37	-28.63	74.00	100	0	Peak
3	9648.000	39.49	5.32	44.82	-29.18	74.00	100	50	Peak

Note:

1. " *", means this data is the worst emission level.
2. C.F (Correction Factor) = Antenna Factor (dB)+ Cable Loss (dB) – Pre-amplifier(dB).
3. Measurement (dBuV/m) = Reading(dBuV) + C.F (Correction Factor).
4. The emission levels of other frequencies are very lower than the limit and not show in test report.

EUT	AX7800 Tri-Band 8-Stream Wi-Fi 6 Router	Date of Test	2022-07-28
Factor	DRH18-E	Temp. / Humidity	25°C /65%
Polarity	Horizontal	Site / Test Engineer	AC2 / Ares
Test Mode	802.11g_TX_CH 6_ANT 0+1	Test Voltage	AC 120V/60Hz

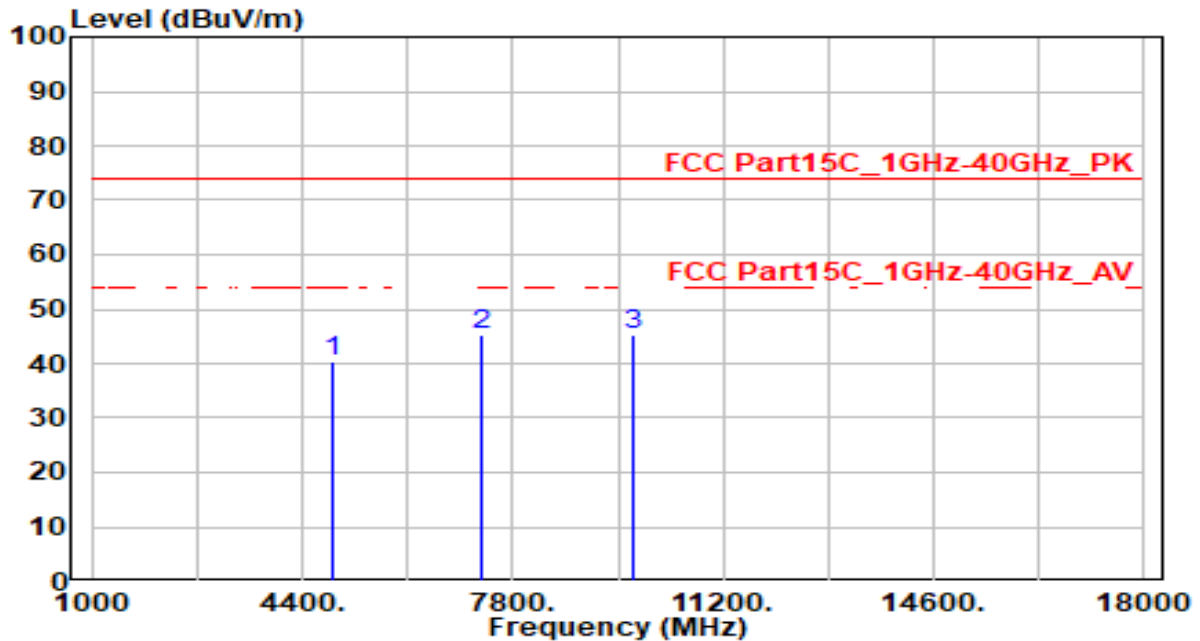


No	Frequency (MHz)	Reading (dBuV)	C.F (dB/m)	Measurement (dBuV/m)	Margin (dB)	Limit (dBuV/m)	Height (cm)	Angle (deg)	Remark (QP/PK/AV)
1	4874.000	39.30	0.35	39.66	-34.34	74.00	100	115	Peak
2	7311.000	37.84	5.79	43.63	-30.37	74.00	100	235	Peak
3	* 9748.000	40.37	5.34	45.71	-28.29	74.00	100	155	Peak

Note:

1. " *", means this data is the worst emission level.
2. C.F (Correction Factor) = Antenna Factor (dB)+ Cable Loss (dB) – Preamplifier(dB).
3. Measurement (dBuV/m) = Reading(dBuV) + C.F (Correction Factor).
4. The emission levels of other frequencies are very lower than the limit and not show in test report.

EUT	AX7800 Tri-Band 8-Stream Wi-Fi 6 Router	Date of Test	2022-07-28
Factor	DRH18-E	Temp. / Humidity	25°C /65%
Polarity	Vertical	Site / Test Engineer	AC2 / Ares
Test Mode	802.11g_TX_CH 6_ANT 0+1	Test Voltage	AC 120V/60Hz

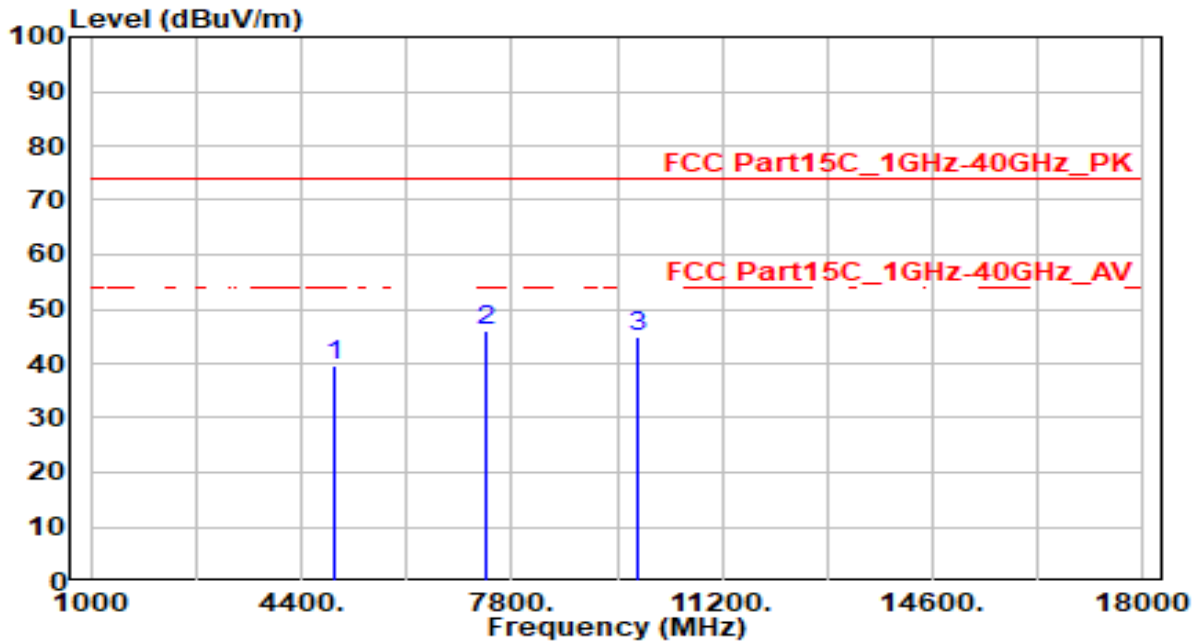


No	Frequency (MHz)	Reading (dBuV)	C.F (dB/m)	Measurement (dBuV/m)	Margin (dB)	Limit (dBuV/m)	Height (cm)	Angle (deg)	Remark (QP/PK/AV)
1	4874.000	39.95	0.35	40.30	-33.70	74.00	100	210	Peak
2	* 7311.000	39.50	5.79	45.29	-28.71	74.00	100	150	Peak
3	9748.000	39.81	5.34	45.15	-28.85	74.00	100	0	Peak

Note:

1. " *", means this data is the worst emission level.
2. C.F (Correction Factor) = Antenna Factor (dB)+ Cable Loss (dB) – Preamplifier(dB).
3. Measurement (dBuV/m) = Reading(dBuV) + C.F (Correction Factor).
4. The emission levels of other frequencies are very lower than the limit and not show in test report.

EUT	AX7800 Tri-Band 8-Stream Wi-Fi 6 Router	Date of Test	2022-07-28
Factor	DRH18-E	Temp. / Humidity	25°C /65%
Polarity	Horizontal	Site / Test Engineer	AC2 / Ares
Test Mode	802.11g_TX_CH 11_ANT 0+1	Test Voltage	AC 120V/60Hz

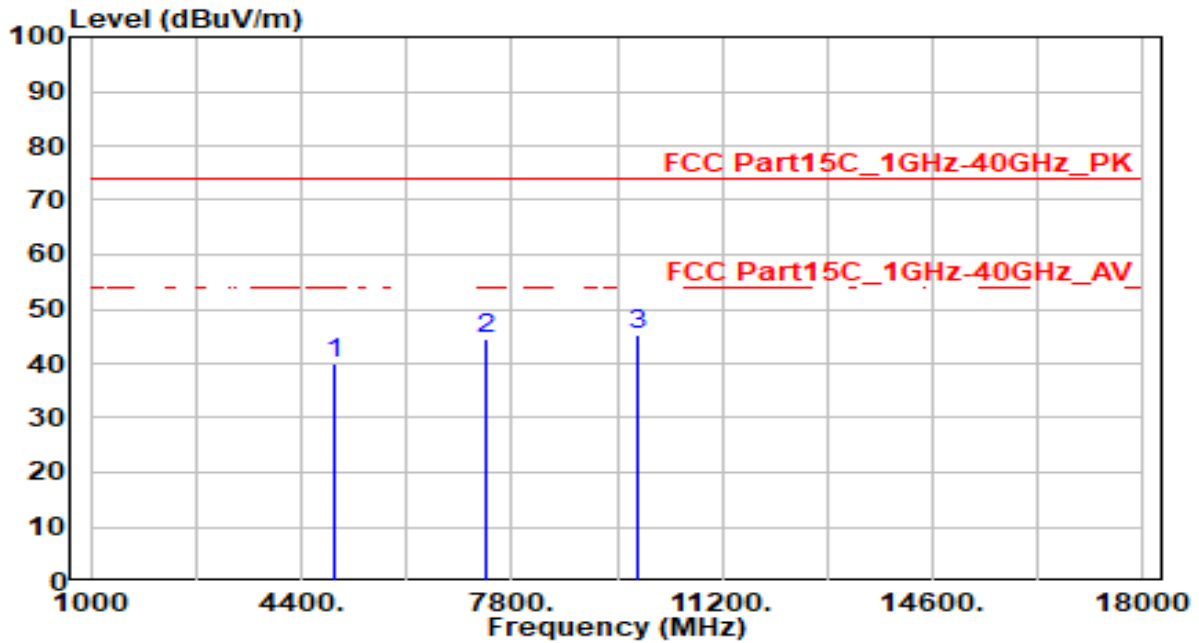


No	Frequency (MHz)	Reading (dBuV)	C.F (dB/m)	Measurement (dBuV/m)	Margin (dB)	Limit (dBuV/m)	Height (cm)	Angle (deg)	Remark (QP/PK/AV)
1	4924.000	39.32	0.45	39.78	-34.22	74.00	100	10	Peak
2	* 7386.000	40.22	5.77	45.99	-28.01	74.00	100	5	Peak
3	9848.000	39.44	5.38	44.81	-29.19	74.00	100	360	Peak

Note:

1. " *", means this data is the worst emission level.
2. C.F (Correction Factor) = Antenna Factor (dB)+ Cable Loss (dB) – Preamplifier(dB).
3. Measurement (dBuV/m) = Reading(dBuV) + C.F (Correction Factor).
4. The emission levels of other frequencies are very lower than the limit and not show in test report.

EUT	AX7800 Tri-Band 8-Stream Wi-Fi 6 Router	Date of Test	2022-07-28
Factor	DRH18-E	Temp. / Humidity	25°C /65%
Polarity	Vertical	Site / Test Engineer	AC2 / Ares
Test Mode	802.11g_TX_CH 11_ANT 0+1	Test Voltage	AC 120V/60Hz

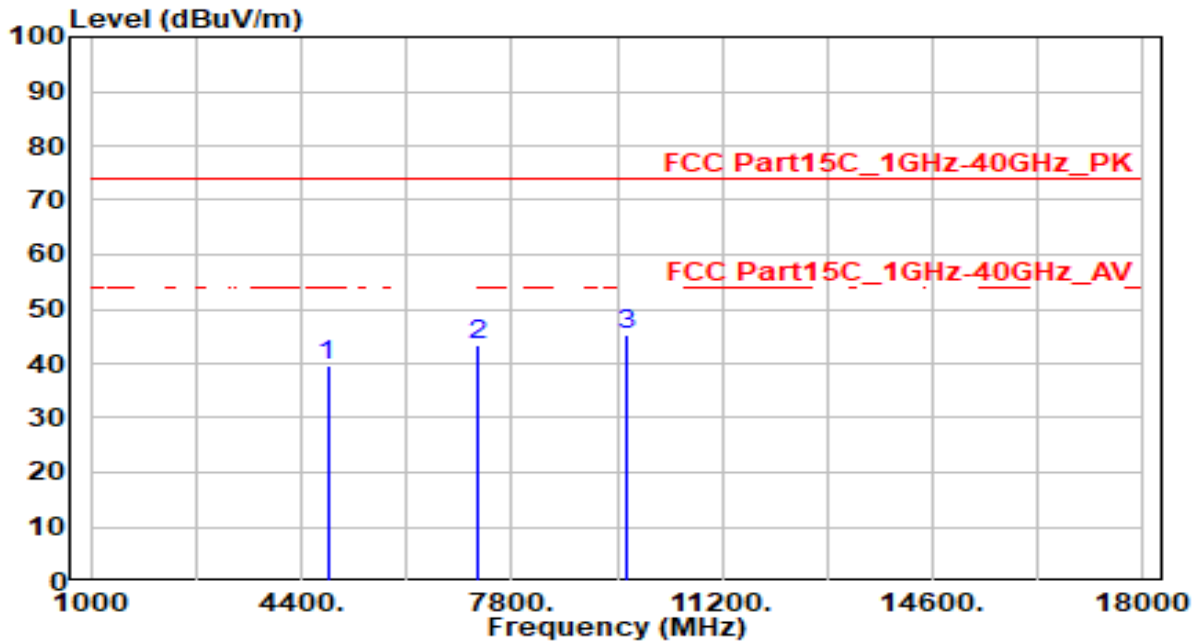


No	Frequency (MHz)	Reading (dBuV)	C.F (dB/m)	Measurement (dBuV/m)	Margin (dB)	Limit (dBuV/m)	Height (cm)	Angle (deg)	Remark (QP/PK/AV)
1	4924.000	39.45	0.45	39.91	-34.09	74.00	100	305	Peak
2	7386.000	38.57	5.77	44.34	-29.66	74.00	100	105	Peak
3	* 9848.000	39.75	5.38	45.13	-28.87	74.00	100	360	Peak

Note:

1. " *", means this data is the worst emission level.
2. C.F (Correction Factor) = Antenna Factor (dB)+ Cable Loss (dB) – Pre-amplifier(dB).
3. Measurement (dBuV/m) = Reading(dBuV) + C.F (Correction Factor).
4. The emission levels of other frequencies are very lower than the limit and not show in test report.

EUT	AX7800 Tri-Band 8-Stream Wi-Fi 6 Router	Date of Test	2022-07-28
Factor	DRH18-E	Temp. / Humidity	25°C /65%
Polarity	Horizontal	Site / Test Engineer	AC2 / Ares
Test Mode	802.11n-20MHz_TX_CH 1_ANT 0+1	Test Voltage	AC 120V/60Hz

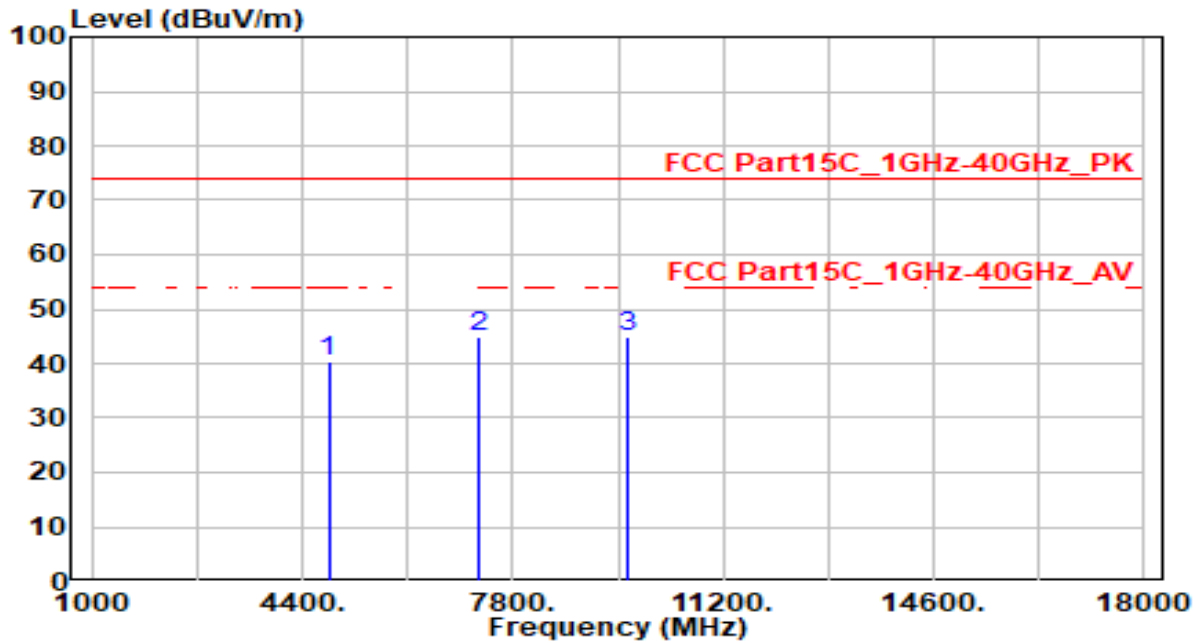


No	Frequency (MHz)	Reading (dBuV)	C.F (dB/m)	Measurement (dBuV/m)	Margin (dB)	Limit (dBuV/m)	Height (cm)	Angle (deg)	Remark (QP/PK/AV)
1	4824.000	39.33	0.25	39.58	-34.42	74.00	100	285	Peak
2	7236.000	37.42	5.81	43.23	-30.77	74.00	100	135	Peak
3	* 9648.000	39.89	5.32	45.21	-28.79	74.00	100	220	Peak

Note:

1. " *", means this data is the worst emission level.
2. C.F (Correction Factor) = Antenna Factor (dB)+ Cable Loss (dB) – Pre-amplifier(dB).
3. Measurement (dBuV/m) = Reading(dBuV) + C.F (Correction Factor).
4. The emission levels of other frequencies are very lower than the limit and not show in test report.

EUT	AX7800 Tri-Band 8-Stream Wi-Fi 6 Router	Date of Test	2022-07-28
Factor	DRH18-E	Temp. / Humidity	25°C /65%
Polarity	Vertical	Site / Test Engineer	AC2 / Ares
Test Mode	802.11n-20MHz_TX_CH 1_ANT 0+1	Test Voltage	AC 120V/60Hz

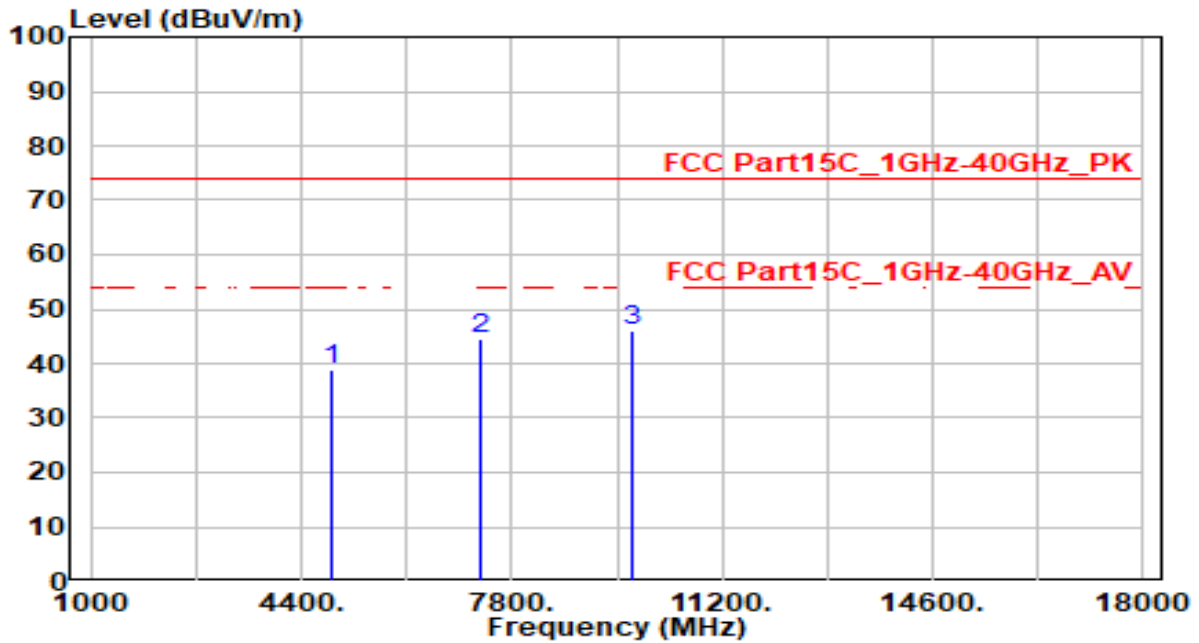


No	Frequency (MHz)	Reading (dBuV)	C.F (dB/m)	Measurement (dBuV/m)	Margin (dB)	Limit (dBuV/m)	Height (cm)	Angle (deg)	Remark (QP/PK/AV)
1	4824.000	40.10	0.25	40.35	-33.65	74.00	100	95	Peak
2	7236.000	38.99	5.81	44.80	-29.20	74.00	100	125	Peak
3	* 9648.000	39.53	5.32	44.85	-29.15	74.00	100	0	Peak

Note:

1. " *", means this data is the worst emission level.
2. C.F (Correction Factor) = Antenna Factor (dB)+ Cable Loss (dB) – Preamplifier(dB).
3. Measurement (dBuV/m) = Reading(dBuV) + C.F (Correction Factor).
4. The emission levels of other frequencies are very lower than the limit and not show in test report.

EUT	AX7800 Tri-Band 8-Stream Wi-Fi 6 Router	Date of Test	2022-07-28
Factor	DRH18-E	Temp. / Humidity	25°C /65%
Polarity	Horizontal	Site / Test Engineer	AC2 / Ares
Test Mode	802.11n-20MHz_TX_CH 6_ANT 0+1	Test Voltage	AC 120V/60Hz

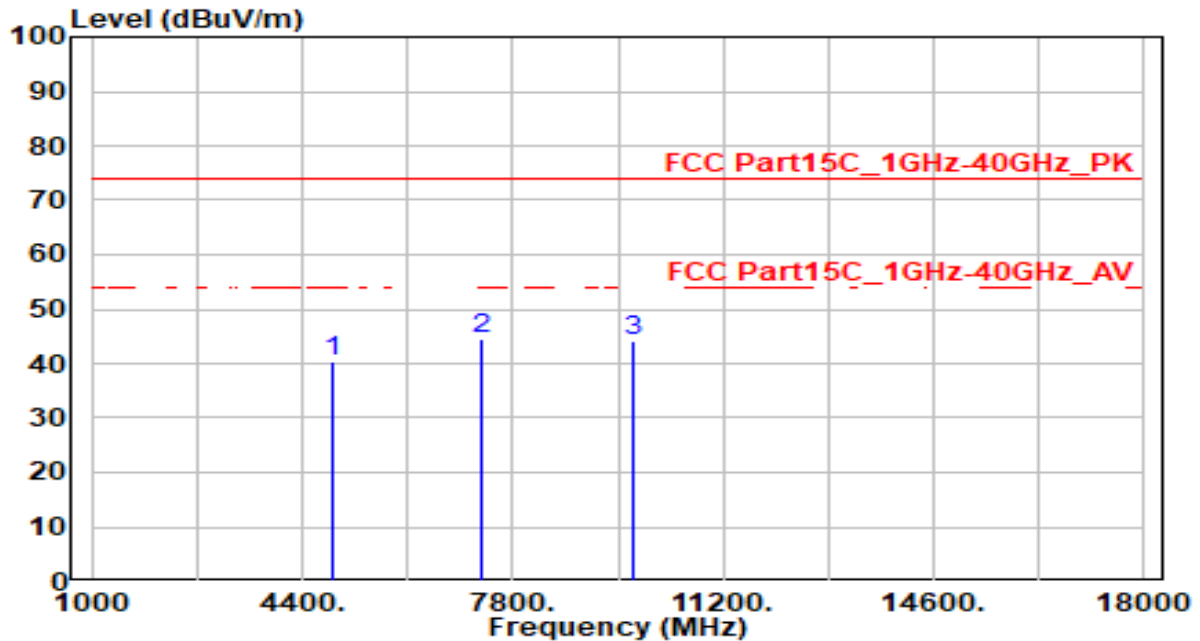


No	Frequency (MHz)	Reading (dBuV)	C.F (dB/m)	Measurement (dBuV/m)	Margin (dB)	Limit (dBuV/m)	Height (cm)	Angle (deg)	Remark (QP/PK/AV)
1	4874.000	38.40	0.35	38.76	-35.24	74.00	100	285	Peak
2	7311.000	38.71	5.79	44.51	-29.49	74.00	100	0	Peak
3	* 9748.000	40.85	5.34	46.19	-27.81	74.00	100	215	Peak

Note:

1. " *", means this data is the worst emission level.
2. C.F (Correction Factor) = Antenna Factor (dB)+ Cable Loss (dB) – Preamplifier(dB).
3. Measurement (dBuV/m) = Reading(dBuV) + C.F (Correction Factor).
4. The emission levels of other frequencies are very lower than the limit and not show in test report.

EUT	AX7800 Tri-Band 8-Stream Wi-Fi 6 Router	Date of Test	2022-07-28
Factor	DRH18-E	Temp. / Humidity	25°C /65%
Polarity	Vertical	Site / Test Engineer	AC2 / Ares
Test Mode	802.11n-20MHz_TX_CH 6_ANT 0+1	Test Voltage	AC 120V/60Hz

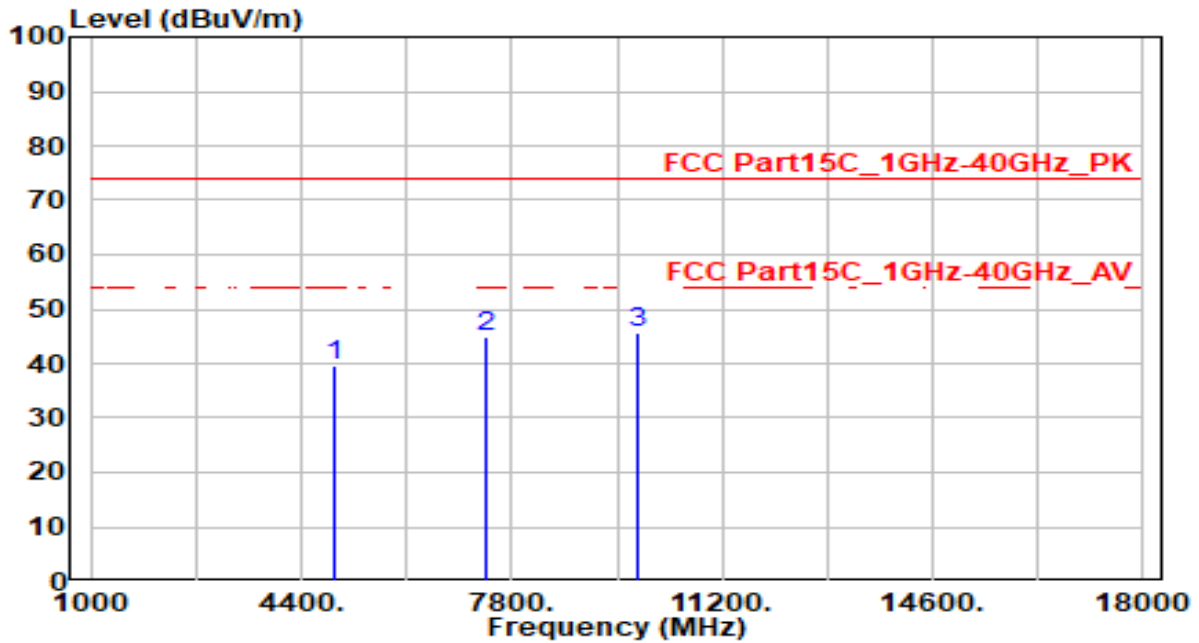


No	Frequency (MHz)	Reading (dBuV)	C.F (dB/m)	Measurement (dBuV/m)	Margin (dB)	Limit (dBuV/m)	Height (cm)	Angle (deg)	Remark (QP/PK/AV)
1	4874.000	40.13	0.35	40.48	-33.52	74.00	100	0	Peak
2	* 7311.000	38.77	5.79	44.56	-29.44	74.00	100	320	Peak
3	9748.000	38.99	5.34	44.33	-29.67	74.00	100	0	Peak

Note:

1. " *", means this data is the worst emission level.
2. C.F (Correction Factor) = Antenna Factor (dB)+ Cable Loss (dB) – Preamplifier(dB).
3. Measurement (dBuV/m) = Reading(dBuV) + C.F (Correction Factor).
4. The emission levels of other frequencies are very lower than the limit and not show in test report.

EUT	AX7800 Tri-Band 8-Stream Wi-Fi 6 Router	Date of Test	2022-07-28
Factor	DRH18-E	Temp. / Humidity	25°C /65%
Polarity	Horizontal	Site / Test Engineer	AC2 / Ares
Test Mode	802.11n-20MHz_TX_CH 11_ANT 0+1	Test Voltage	AC 120V/60Hz

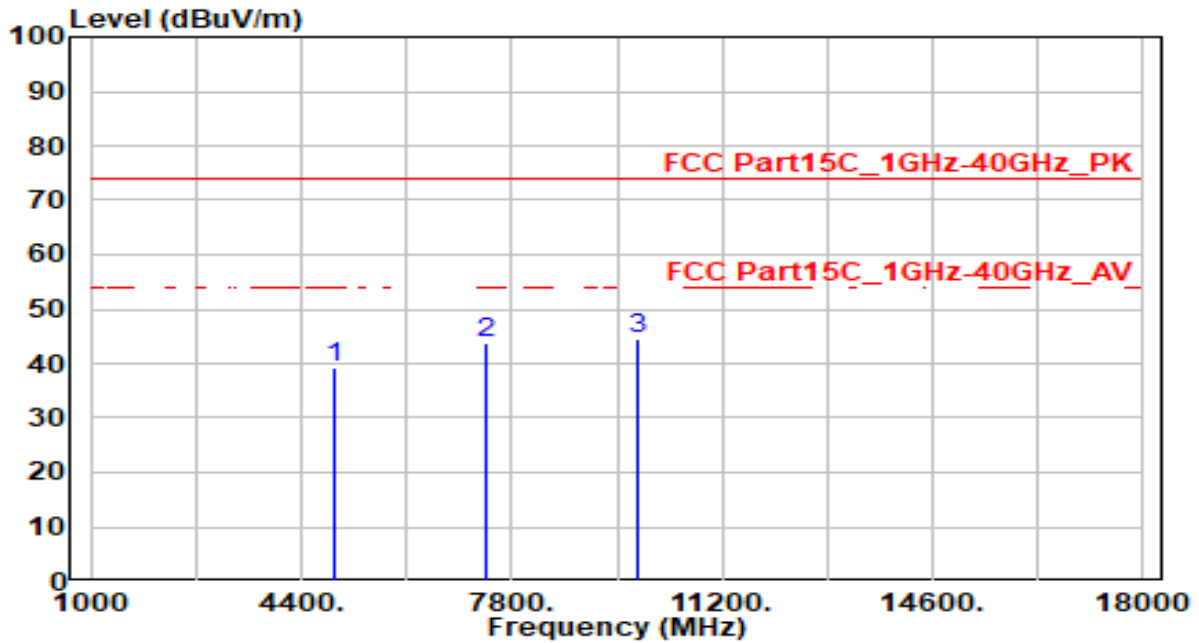


No	Frequency (MHz)	Reading (dBuV)	C.F (dB/m)	Measurement (dBuV/m)	Margin (dB)	Limit (dBuV/m)	Height (cm)	Angle (deg)	Remark (QP/PK/AV)
1	4924.000	39.05	0.45	39.50	-34.50	74.00	100	55	Peak
2	7386.000	39.30	5.77	45.08	-28.92	74.00	100	360	Peak
3	* 9848.000	40.37	5.38	45.75	-28.25	74.00	100	360	Peak

Note:

1. " *", means this data is the worst emission level.
2. C.F (Correction Factor) = Antenna Factor (dB)+ Cable Loss (dB) – Pre-amplifier(dB).
3. Measurement (dBuV/m) = Reading(dBuV) + C.F (Correction Factor).
4. The emission levels of other frequencies are very lower than the limit and not show in test report.

EUT	AX7800 Tri-Band 8-Stream Wi-Fi 6 Router	Date of Test	2022-07-28
Factor	DRH18-E	Temp. / Humidity	25°C /65%
Polarity	Vertical	Site / Test Engineer	AC2 / Ares
Test Mode	802.11n-20MHz_TX_CH 11_ANT 0+1	Test Voltage	AC 120V/60Hz

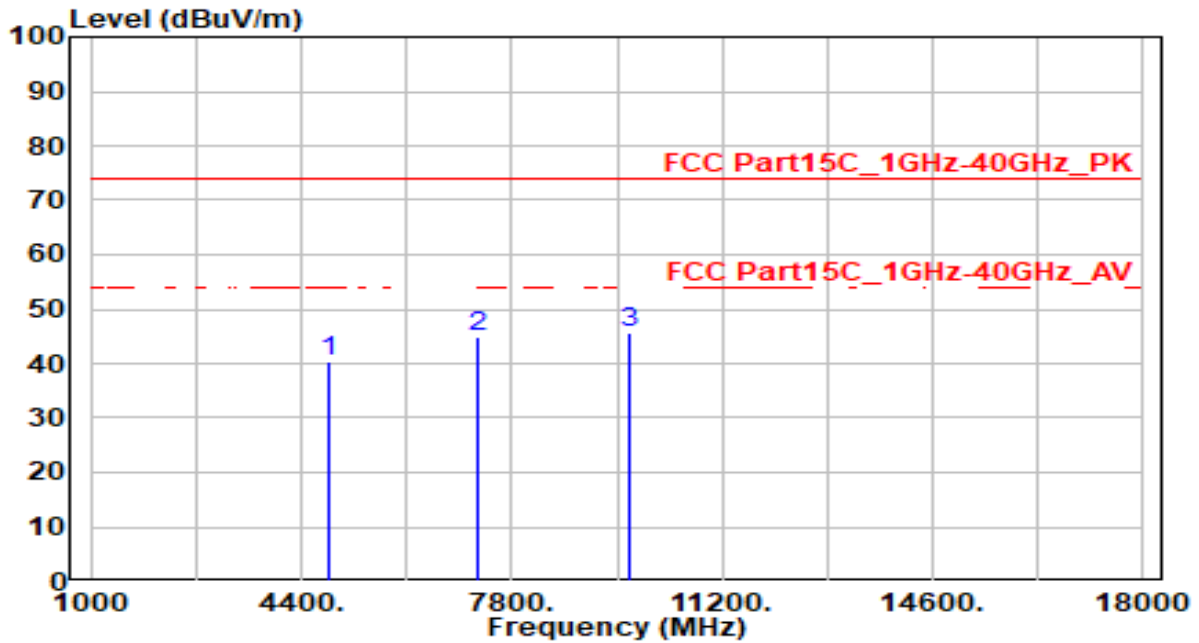


No	Frequency (MHz)	Reading (dBuV)	C.F (dB/m)	Measurement (dBuV/m)	Margin (dB)	Limit (dBuV/m)	Height (cm)	Angle (deg)	Remark (QP/PK/AV)
1	4924.000	38.76	0.45	39.21	-34.79	74.00	100	325	Peak
2	7386.000	37.83	5.77	43.60	-30.40	74.00	100	150	Peak
3	* 9848.000	39.28	5.38	44.66	-29.34	74.00	100	0	Peak

Note:

1. " *", means this data is the worst emission level.
2. C.F (Correction Factor) = Antenna Factor (dB)+ Cable Loss (dB) – Pre-amplifier(dB).
3. Measurement (dBuV/m) = Reading(dBuV) + C.F (Correction Factor).
4. The emission levels of other frequencies are very lower than the limit and not show in test report.

EUT	AX7800 Tri-Band 8-Stream Wi-Fi 6 Router	Date of Test	2022-07-28
Factor	DRH18-E	Temp. / Humidity	25°C /65%
Polarity	Horizontal	Site / Test Engineer	AC2 / Ares
Test Mode	802.11n-40MHz_TX_CH 3_ANT 0+1	Test Voltage	AC 120V/60Hz

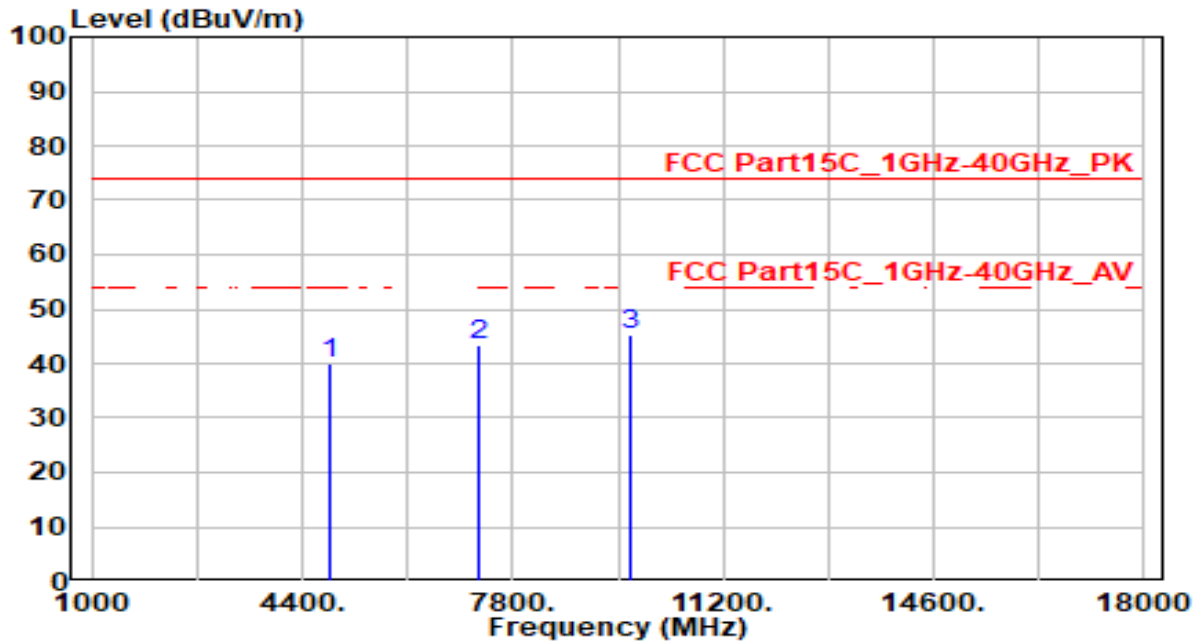


No	Frequency (MHz)	Reading (dBuV)	C.F (dB/m)	Measurement (dBuV/m)	Margin (dB)	Limit (dBuV/m)	Height (cm)	Angle (deg)	Remark (QP/PK/AV)
1	4844.000	39.96	0.29	40.25	-33.75	74.00	100	360	Peak
2	7266.000	38.98	5.81	44.79	-29.21	74.00	100	360	Peak
3	* 9688.000	40.37	5.33	45.70	-28.30	74.00	100	360	Peak

Note:

1. " *", means this data is the worst emission level.
2. C.F (Correction Factor) = Antenna Factor (dB)+ Cable Loss (dB) – Preamplifier(dB).
3. Measurement (dBuV/m) = Reading(dBuV) + C.F (Correction Factor).
4. The emission levels of other frequencies are very lower than the limit and not show in test report.

EUT	AX7800 Tri-Band 8-Stream Wi-Fi 6 Router	Date of Test	2022-07-28
Factor	DRH18-E	Temp. / Humidity	25°C /65%
Polarity	Vertical	Site / Test Engineer	AC2 / Ares
Test Mode	802.11n-40MHz_TX_CH 3_ANT 0+1	Test Voltage	AC 120V/60Hz

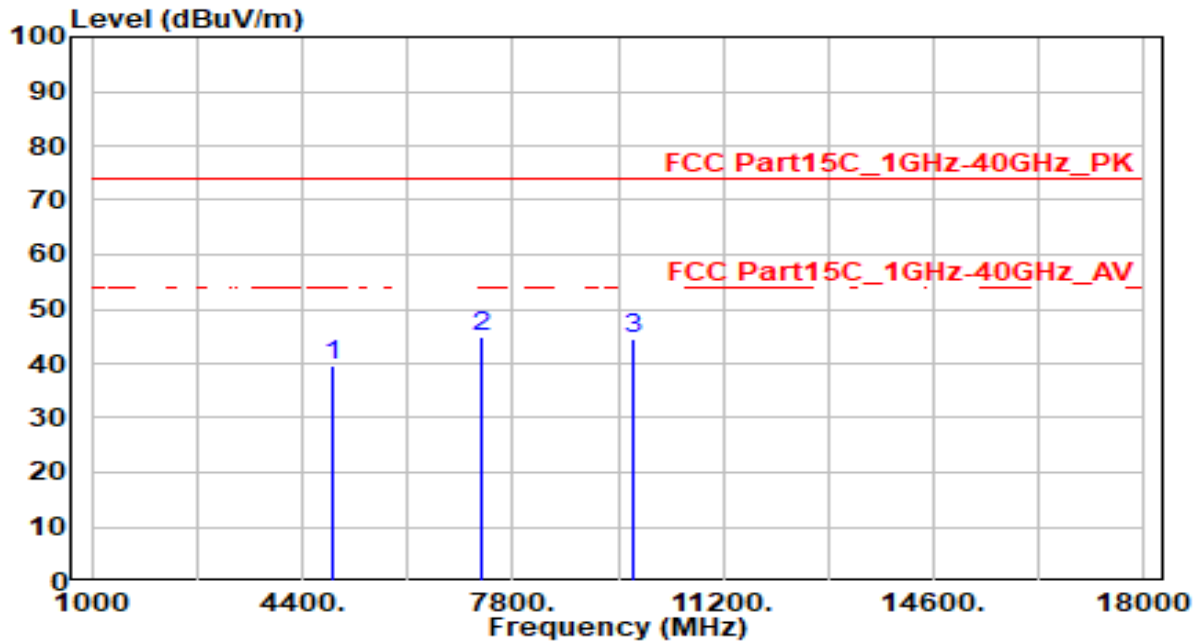


No	Frequency (MHz)	Reading (dBuV)	C.F (dB/m)	Measurement (dBuV/m)	Margin (dB)	Limit (dBuV/m)	Height (cm)	Angle (deg)	Remark (QP/PK/AV)
1	4844.000	39.58	0.29	39.87	-34.13	74.00	100	160	Peak
2	7266.000	37.57	5.81	43.38	-30.62	74.00	100	275	Peak
3	* 9688.000	40.14	5.33	45.47	-28.53	74.00	100	0	Peak

Note:

1. " *", means this data is the worst emission level.
2. C.F (Correction Factor) = Antenna Factor (dB)+ Cable Loss (dB) – Pre-amplifier(dB).
3. Measurement (dBuV/m) = Reading(dBuV) + C.F (Correction Factor).
4. The emission levels of other frequencies are very lower than the limit and not show in test report.

EUT	AX7800 Tri-Band 8-Stream Wi-Fi 6 Router	Date of Test	2022-07-28
Factor	DRH18-E	Temp. / Humidity	25°C /65%
Polarity	Horizontal	Site / Test Engineer	AC2 / Ares
Test Mode	802.11n-40MHz_TX_CH 6_ANT 0+1	Test Voltage	AC 120V/60Hz

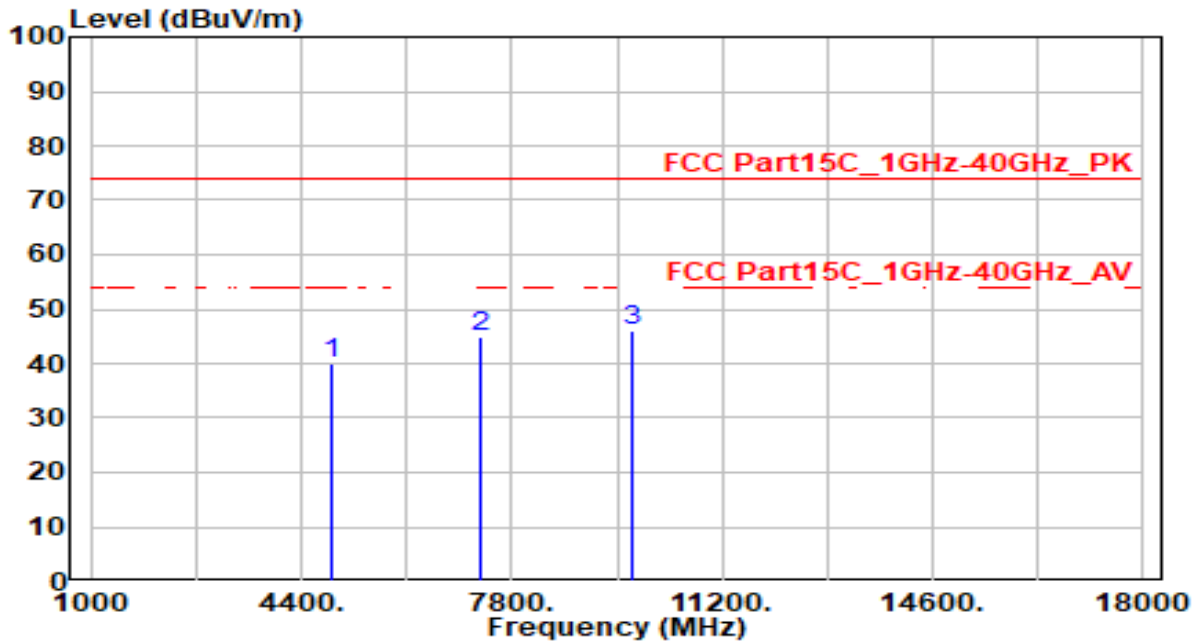


No	Frequency (MHz)	Reading (dBuV)	C.F (dB/m)	Measurement (dBuV/m)	Margin (dB)	Limit (dBuV/m)	Height (cm)	Angle (deg)	Remark (QP/PK/AV)
1	4874.000	39.24	0.35	39.59	-34.41	74.00	100	25	Peak
2	* 7311.000	39.25	5.79	45.04	-28.96	74.00	100	360	Peak
3	9748.000	39.04	5.34	44.38	-29.62	74.00	100	360	Peak

Note:

1. " *", means this data is the worst emission level.
2. C.F (Correction Factor) = Antenna Factor (dB)+ Cable Loss (dB) – Preamplifier(dB).
3. Measurement (dBuV/m) = Reading(dBuV) + C.F (Correction Factor).
4. The emission levels of other frequencies are very lower than the limit and not show in test report.

EUT	AX7800 Tri-Band 8-Stream Wi-Fi 6 Router	Date of Test	2022-07-28
Factor	DRH18-E	Temp. / Humidity	25°C /65%
Polarity	Vertical	Site / Test Engineer	AC2 / Ares
Test Mode	802.11n-40MHz_TX_CH 6_ANT 0+1	Test Voltage	AC 120V/60Hz

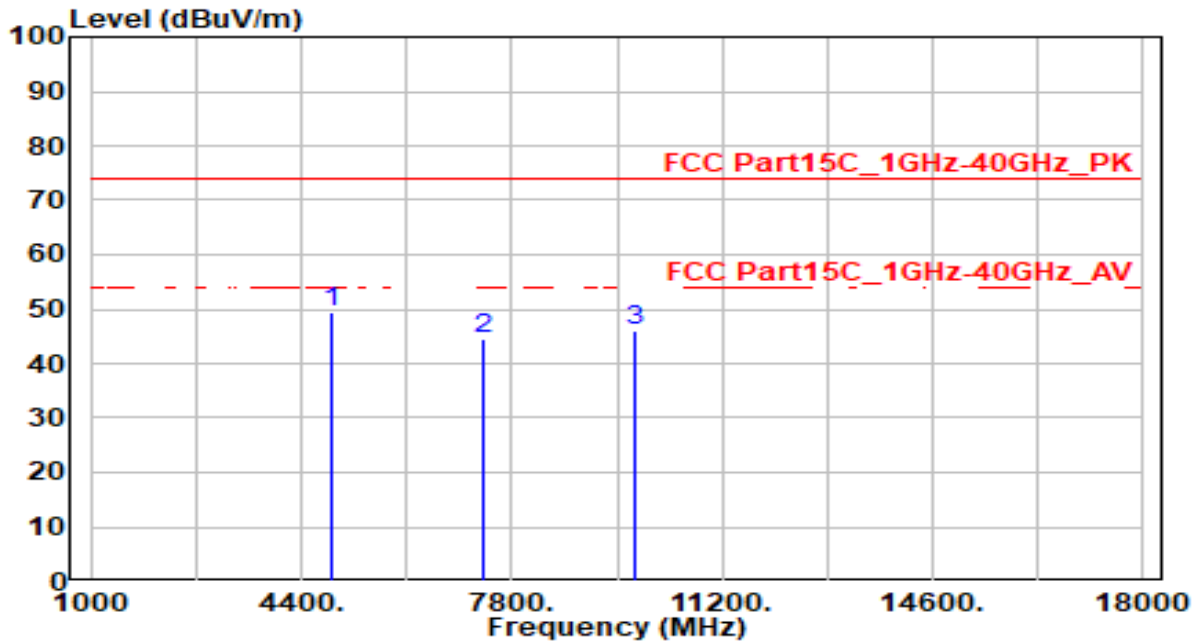


No	Frequency (MHz)	Reading (dBuV)	C.F (dB/m)	Measurement (dBuV/m)	Margin (dB)	Limit (dBuV/m)	Height (cm)	Angle (deg)	Remark (QP/PK/AV)
1	4874.000	39.57	0.35	39.93	-34.07	74.00	100	0	Peak
2	7311.000	39.13	5.79	44.92	-29.08	74.00	100	100	Peak
3	* 9748.000	40.69	5.34	46.03	-27.97	74.00	100	275	Peak

Note:

1. " *", means this data is the worst emission level.
2. C.F (Correction Factor) = Antenna Factor (dB)+ Cable Loss (dB) – Preamplifier(dB).
3. Measurement (dBuV/m) = Reading(dBuV) + C.F (Correction Factor).
4. The emission levels of other frequencies are very lower than the limit and not show in test report.

EUT	AX7800 Tri-Band 8-Stream Wi-Fi 6 Router	Date of Test	2022-07-28
Factor	DRH18-E	Temp. / Humidity	25°C /65%
Polarity	Horizontal	Site / Test Engineer	AC2 / Ares
Test Mode	802.11n-40MHz_TX_CH 9_ANT 0+1	Test Voltage	AC 120V/60Hz

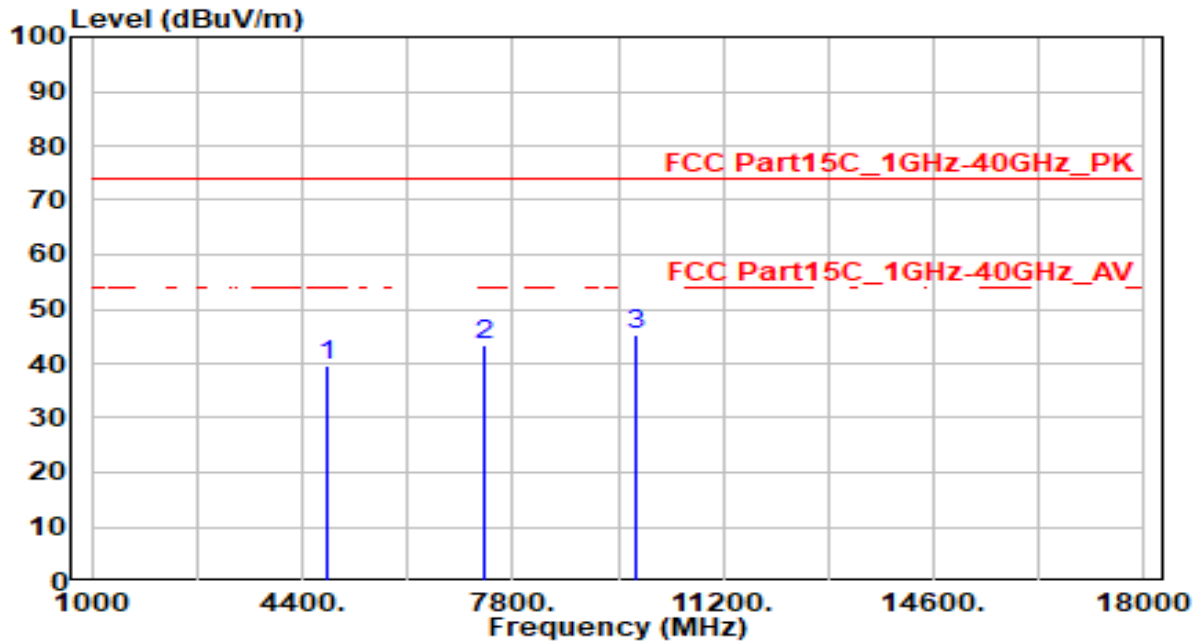


No	Frequency (MHz)	Reading (dBuV)	C.F (dB/m)	Measurement (dBuV/m)	Margin (dB)	Limit (dBuV/m)	Height (cm)	Angle (deg)	Remark (QP/PK/AV)
1	*	49.01	0.41	49.43	-24.57	74.00	100	25	Peak
2		38.59	5.78	44.37	-29.63	74.00	100	155	Peak
3		40.67	5.35	46.02	-27.98	74.00	100	165	Peak

Note:

1. " *", means this data is the worst emission level.
2. C.F (Correction Factor) = Antenna Factor (dB)+ Cable Loss (dB) – Preamplifier(dB).
3. Measurement (dBuV/m) = Reading(dBuV) + C.F (Correction Factor).
4. The emission levels of other frequencies are very lower than the limit and not show in test report.

EUT	AX7800 Tri-Band 8-Stream Wi-Fi 6 Router	Date of Test	2022-07-28
Factor	DRH18-E	Temp. / Humidity	25°C /65%
Polarity	Vertical	Site / Test Engineer	AC2 / Ares
Test Mode	802.11n-40MHz_TX_CH 9_ANT 0+1	Test Voltage	AC 120V/60Hz

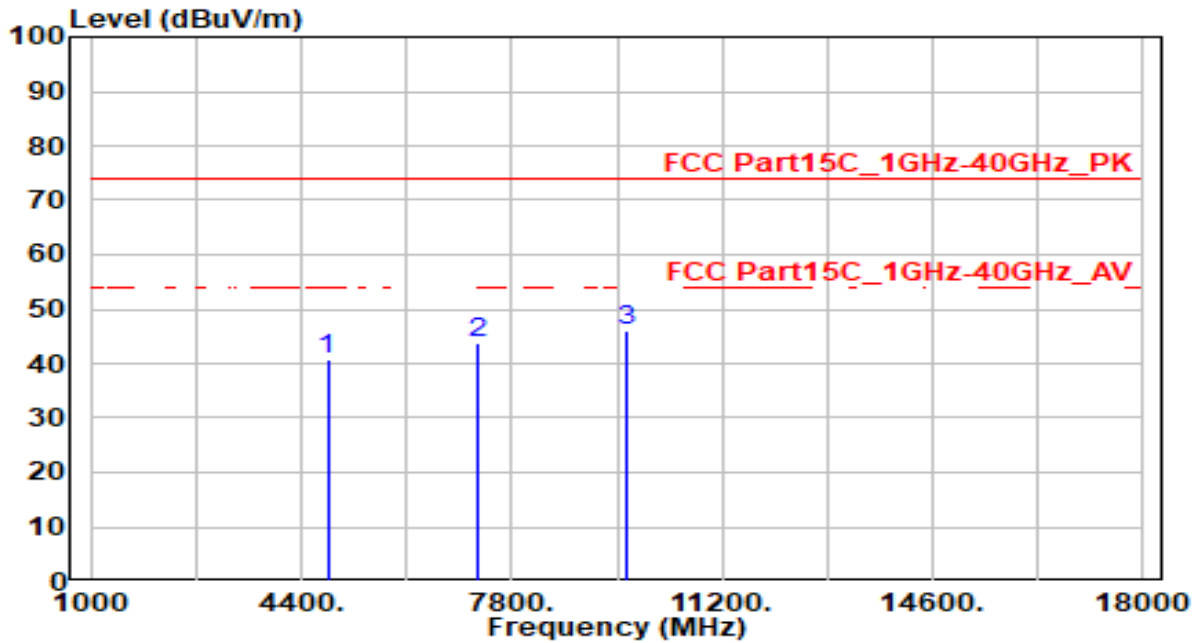


No	Frequency (MHz)	Reading (dBuV)	C.F (dB/m)	Measurement (dBuV/m)	Margin (dB)	Limit (dBuV/m)	Height (cm)	Angle (deg)	Remark (QP/PK/AV)
1	4804.000	39.46	0.21	39.67	-34.33	74.00	100	110	Peak
2	7356.000	37.49	5.78	43.27	-30.73	74.00	100	345	Peak
3	* 9808.000	40.07	5.35	45.43	-28.57	74.00	100	35	Peak

Note:

1. " *", means this data is the worst emission level.
2. C.F (Correction Factor) = Antenna Factor (dB)+ Cable Loss (dB) – Pre-amplifier(dB).
3. Measurement (dBuV/m) = Reading(dBuV) + C.F (Correction Factor).
4. The emission levels of other frequencies are very lower than the limit and not show in test report.

EUT	AX7800 Tri-Band 8-Stream Wi-Fi 6 Router	Date of Test	2022-07-28
Factor	DRH18-E	Temp. / Humidity	25°C /65%
Polarity	Horizontal	Site / Test Engineer	AC2 / Ares
Test Mode	802.11ax-20MHz_TX_CH 1_ANT 0+1	Test Voltage	AC 120V/60Hz

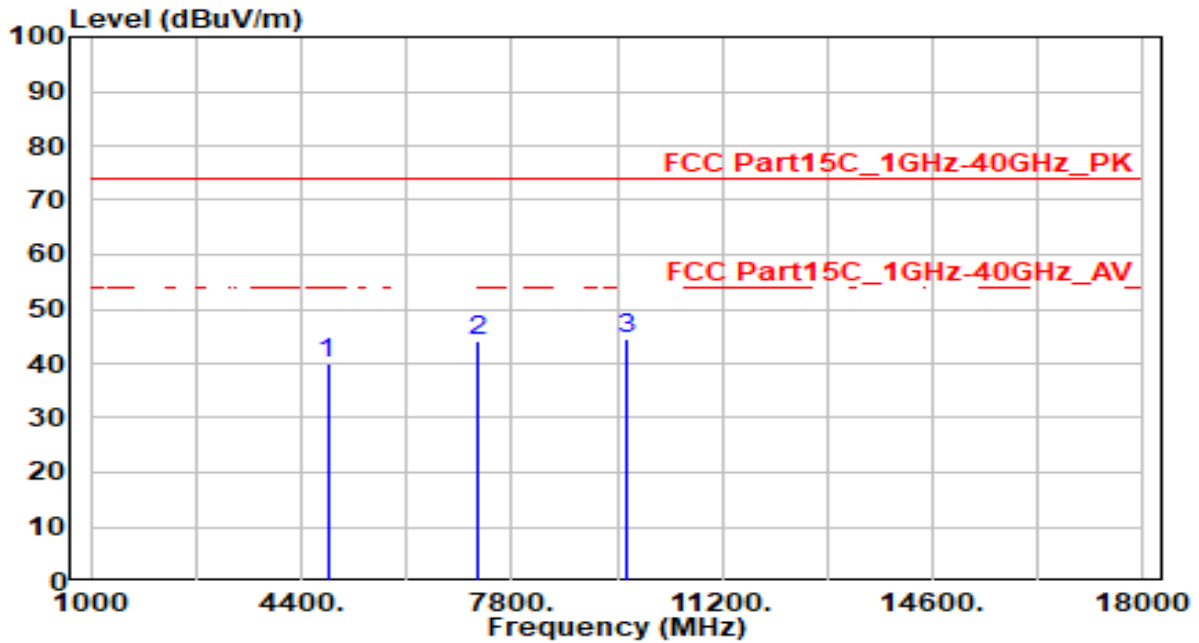


No	Frequency (MHz)	Reading (dBuV)	C.F (dB/m)	Measurement (dBuV/m)	Margin (dB)	Limit (dBuV/m)	Height (cm)	Angle (deg)	Remark (QP/PK/AV)
1	4824.000	40.37	0.25	40.62	-33.38	74.00	100	360	Peak
2	7236.000	38.10	5.81	43.92	-30.08	74.00	100	275	Peak
3	* 9648.000	40.70	5.32	46.03	-27.97	74.00	100	265	Peak

Note:

1. " *", means this data is the worst emission level.
2. C.F (Correction Factor) = Antenna Factor (dB)+ Cable Loss (dB) – Pre-amplifier(dB).
3. Measurement (dBuV/m) = Reading(dBuV) + C.F (Correction Factor).
4. The emission levels of other frequencies are very lower than the limit and not show in test report.

EUT	AX7800 Tri-Band 8-Stream Wi-Fi 6 Router	Date of Test	2022-07-28
Factor	DRH18-E	Temp. / Humidity	25°C /65%
Polarity	Vertical	Site / Test Engineer	AC2 / Ares
Test Mode	802.11ax-20MHz_TX_CH 1_ANT 0+1	Test Voltage	AC 120V/60Hz

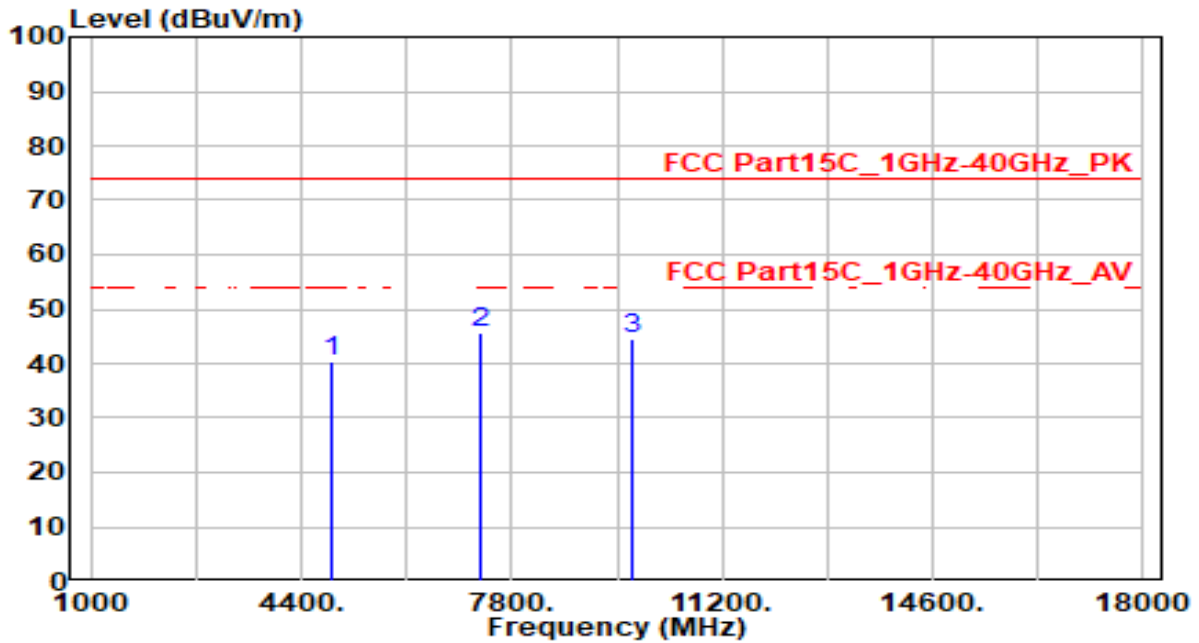


No	Frequency (MHz)	Reading (dBuV)	C.F (dB/m)	Measurement (dBuV/m)	Margin (dB)	Limit (dBuV/m)	Height (cm)	Angle (deg)	Remark (QP/PK/AV)
1	4824.000	39.84	0.25	40.09	-33.91	74.00	100	130	Peak
2	7236.000	38.50	5.81	44.31	-29.69	74.00	100	80	Peak
3	* 9648.000	39.35	5.32	44.67	-29.33	74.00	100	25	Peak

Note:

1. " *", means this data is the worst emission level.
2. C.F (Correction Factor) = Antenna Factor (dB)+ Cable Loss (dB) – Pre-amplifier(dB).
3. Measurement (dBuV/m) = Reading(dBuV) + C.F (Correction Factor).
4. The emission levels of other frequencies are very lower than the limit and not show in test report.

EUT	AX7800 Tri-Band 8-Stream Wi-Fi 6 Router	Date of Test	2022-07-28
Factor	DRH18-E	Temp. / Humidity	25°C /65%
Polarity	Horizontal	Site / Test Engineer	AC2 / Ares
Test Mode	802.11ax-20MHz_TX_CH 6_ANT 0+1	Test Voltage	AC 120V/60Hz

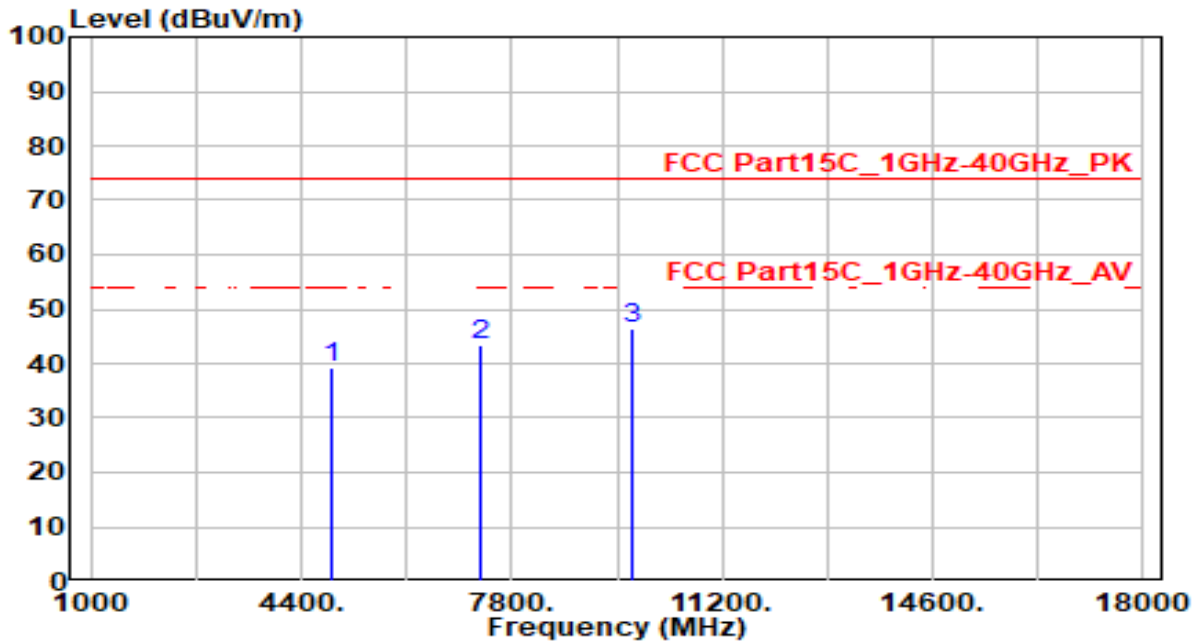


No	Frequency (MHz)	Reading (dBuV)	C.F (dB/m)	Measurement (dBuV/m)	Margin (dB)	Limit (dBuV/m)	Height (cm)	Angle (deg)	Remark (QP/PK/AV)
1	4874.000	40.06	0.35	40.41	-33.59	74.00	100	120	Peak
2	* 7311.000	39.80	5.79	45.60	-28.40	74.00	100	15	Peak
3	9748.000	39.33	5.34	44.67	-29.33	74.00	100	300	Peak

Note:

1. " *", means this data is the worst emission level.
2. C.F (Correction Factor) = Antenna Factor (dB)+ Cable Loss (dB) – Preamplifier(dB).
3. Measurement (dBuV/m) = Reading(dBuV) + C.F (Correction Factor).
4. The emission levels of other frequencies are very lower than the limit and not show in test report.

EUT	AX7800 Tri-Band 8-Stream Wi-Fi 6 Router	Date of Test	2022-07-28
Factor	DRH18-E	Temp. / Humidity	25°C /65%
Polarity	Vertical	Site / Test Engineer	AC2 / Ares
Test Mode	802.11ax-20MHz_TX_CH 6_ANT 0+1	Test Voltage	AC 120V/60Hz

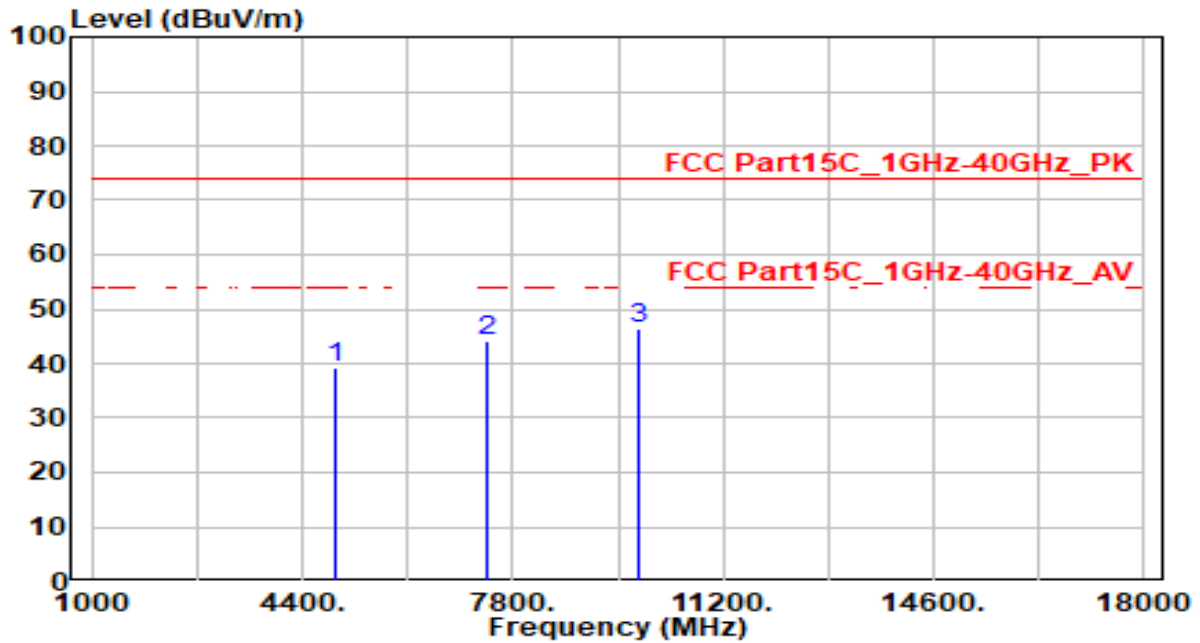


No	Frequency (MHz)	Reading (dBuV)	C.F (dB/m)	Measurement (dBuV/m)	Margin (dB)	Limit (dBuV/m)	Height (cm)	Angle (deg)	Remark (QP/PK/AV)
1	4874.000	38.89	0.35	39.25	-34.75	74.00	100	315	Peak
2	7311.000	37.64	5.79	43.43	-30.57	74.00	100	175	Peak
3	* 9748.000	40.97	5.34	46.31	-27.69	74.00	100	0	Peak

Note:

1. " *", means this data is the worst emission level.
2. C.F (Correction Factor) = Antenna Factor (dB)+ Cable Loss (dB) – Preamplifier(dB).
3. Measurement (dBuV/m) = Reading(dBuV) + C.F (Correction Factor).
4. The emission levels of other frequencies are very lower than the limit and not show in test report.

EUT	AX7800 Tri-Band 8-Stream Wi-Fi 6 Router	Date of Test	2022-07-28
Factor	DRH18-E	Temp. / Humidity	25°C /65%
Polarity	Horizontal	Site / Test Engineer	AC2 / Ares
Test Mode	802.11ax-20MHz_TX_CH 11_ANT 0+1	Test Voltage	AC 120V/60Hz

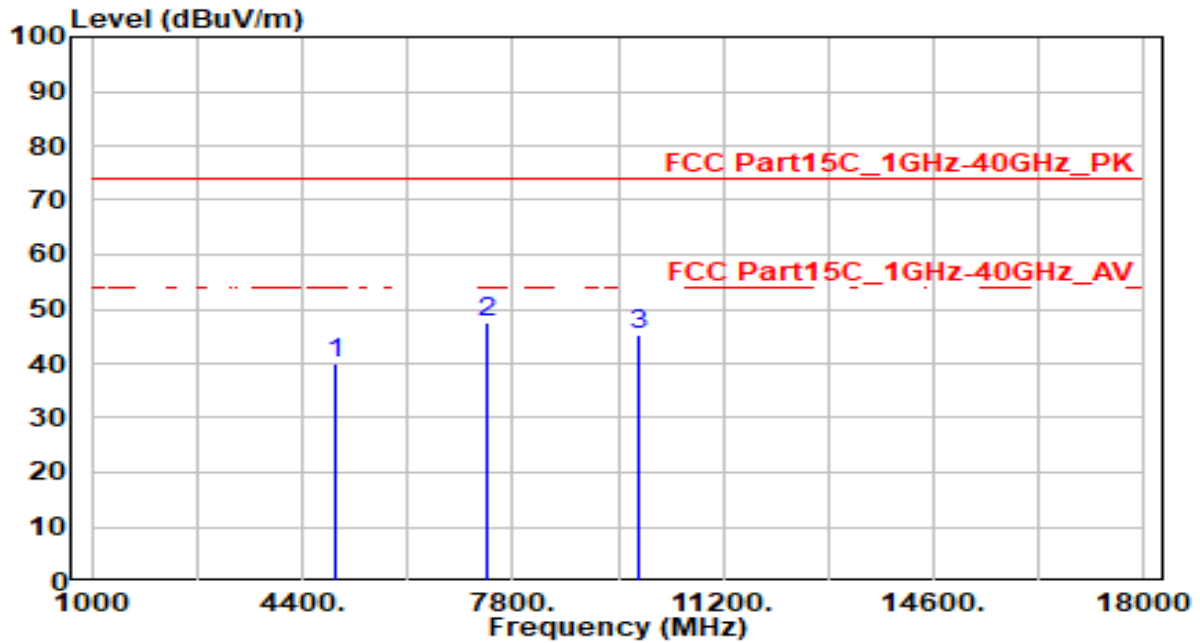


No	Frequency (MHz)	Reading (dBuV)	C.F (dB/m)	Measurement (dBuV/m)	Margin (dB)	Limit (dBuV/m)	Height (cm)	Angle (deg)	Remark (QP/PK/AV)
1	4924.000	38.71	0.45	39.16	-34.84	74.00	100	10	Peak
2	7386.000	38.54	5.77	44.31	-29.69	74.00	100	260	Peak
3	* 9848.000	41.10	5.38	46.48	-27.52	74.00	100	0	Peak

Note:

1. " *", means this data is the worst emission level.
2. C.F (Correction Factor) = Antenna Factor (dB)+ Cable Loss (dB) – Pre-amplifier(dB).
3. Measurement (dBuV/m) = Reading(dBuV) + C.F (Correction Factor).
4. The emission levels of other frequencies are very lower than the limit and not show in test report.

EUT	AX7800 Tri-Band 8-Stream Wi-Fi 6 Router	Date of Test	2022-07-28
Factor	DRH18-E	Temp. / Humidity	25°C /65%
Polarity	Vertical	Site / Test Engineer	AC2 / Ares
Test Mode	802.11ax-20MHz_TX_CH 11_ANT 0+1	Test Voltage	AC 120V/60Hz

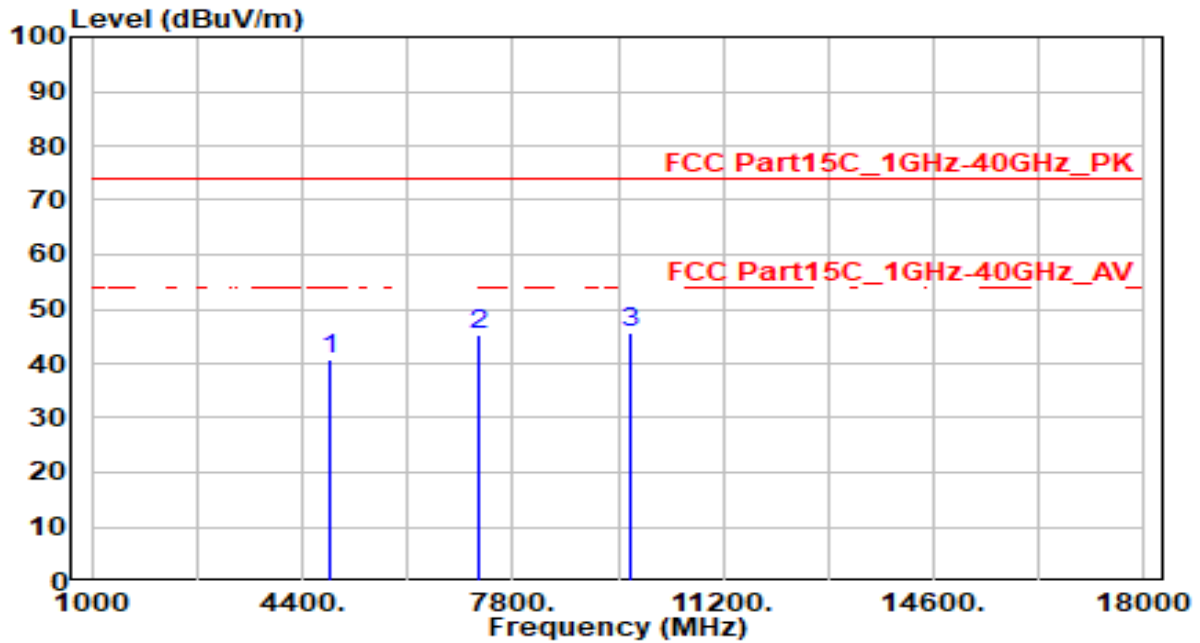


No	Frequency (MHz)	Reading (dBuV)	C.F (dB/m)	Measurement (dBuV/m)	Margin (dB)	Limit (dBuV/m)	Height (cm)	Angle (deg)	Remark (QP/PK/AV)
1	4924.000	39.70	0.45	40.16	-33.84	74.00	100	255	Peak
2	* 7386.000	41.76	5.77	47.53	-26.47	74.00	100	135	Peak
3	9848.000	39.99	5.38	45.37	-28.63	74.00	100	340	Peak

Note:

1. " *", means this data is the worst emission level.
2. C.F (Correction Factor) = Antenna Factor (dB)+ Cable Loss (dB) – Preamplifier(dB).
3. Measurement (dBuV/m) = Reading(dBuV) + C.F (Correction Factor).
4. The emission levels of other frequencies are very lower than the limit and not show in test report.

EUT	AX7800 Tri-Band 8-Stream Wi-Fi 6 Router	Date of Test	2022-07-28
Factor	DRH18-E	Temp. / Humidity	25°C /65%
Polarity	Horizontal	Site / Test Engineer	AC2 / Ares
Test Mode	802.11ax-40MHz_TX_CH 3_ANT 0+1	Test Voltage	AC 120V/60Hz

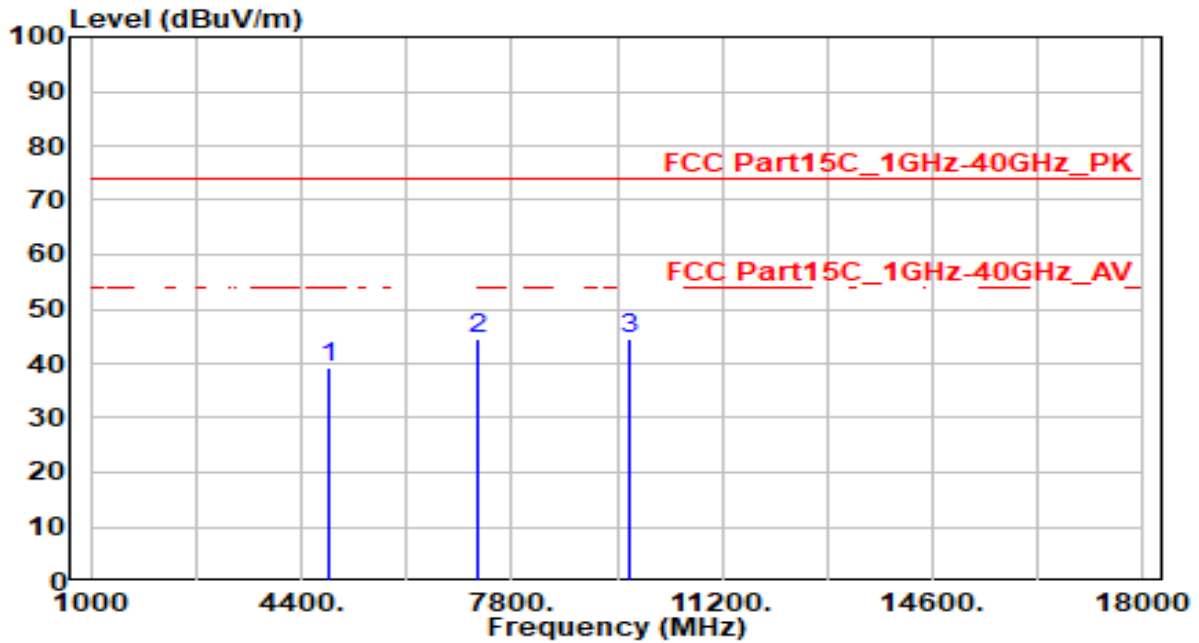


No	Frequency (MHz)	Reading (dBuV)	C.F (dB/m)	Measurement (dBuV/m)	Margin (dB)	Limit (dBuV/m)	Height (cm)	Angle (deg)	Remark (QP/PK/AV)
1	4844.000	40.37	0.29	40.66	-33.34	74.00	100	0	Peak
2	7266.000	39.63	5.81	45.43	-28.57	74.00	100	310	Peak
3	* 9688.000	40.35	5.33	45.68	-28.32	74.00	100	215	Peak

Note:

1. " *", means this data is the worst emission level.
2. C.F (Correction Factor) = Antenna Factor (dB)+ Cable Loss (dB) – Pre-amplifier(dB).
3. Measurement (dBuV/m) = Reading(dBuV) + C.F (Correction Factor).
4. The emission levels of other frequencies are very lower than the limit and not show in test report.

EUT	AX7800 Tri-Band 8-Stream Wi-Fi 6 Router	Date of Test	2022-07-28
Factor	DRH18-E	Temp. / Humidity	25°C /65%
Polarity	Vertical	Site / Test Engineer	AC2 / Ares
Test Mode	802.11ax-40MHz_TX_CH 3_ANT 0+1	Test Voltage	AC 120V/60Hz

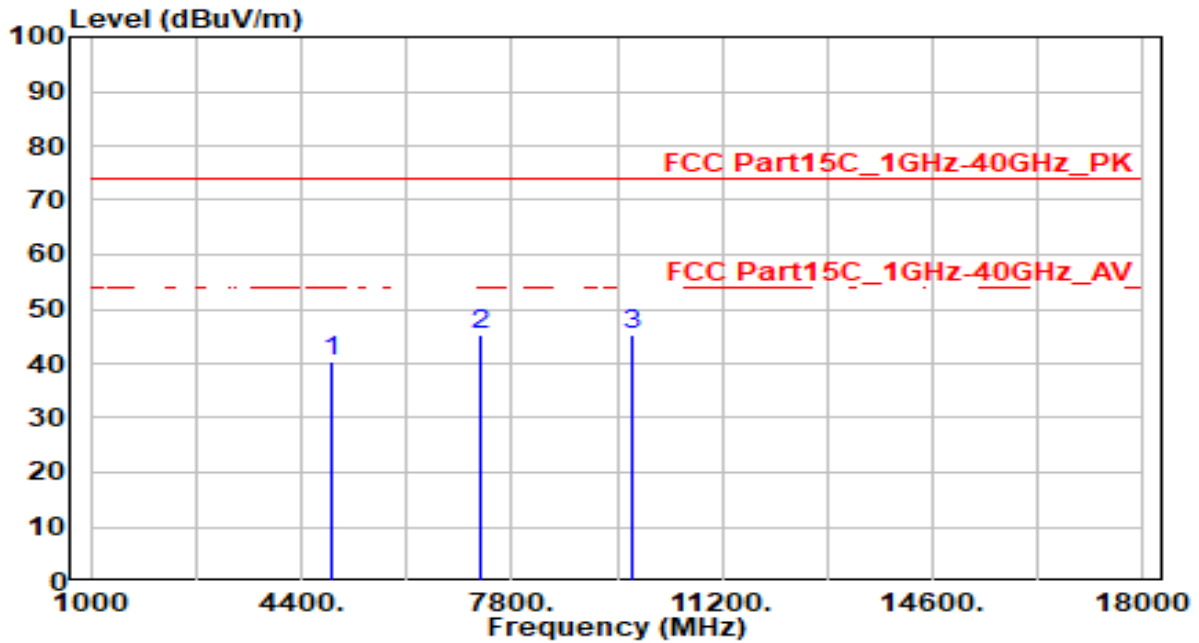


No	Frequency (MHz)	Reading (dBuV)	C.F (dB/m)	Measurement (dBuV/m)	Margin (dB)	Limit (dBuV/m)	Height (cm)	Angle (deg)	Remark (QP/PK/AV)
1	4844.000	38.82	0.29	39.11	-34.89	74.00	100	315	Peak
2	* 7266.000	38.83	5.81	44.64	-29.36	74.00	100	245	Peak
3	9688.000	39.24	5.33	44.57	-29.43	74.00	100	350	Peak

Note:

1. " *", means this data is the worst emission level.
2. C.F (Correction Factor) = Antenna Factor (dB)+ Cable Loss (dB) – Preamplifier(dB).
3. Measurement (dBuV/m) = Reading(dBuV) + C.F (Correction Factor).
4. The emission levels of other frequencies are very lower than the limit and not show in test report.

EUT	AX7800 Tri-Band 8-Stream Wi-Fi 6 Router	Date of Test	2022-07-28
Factor	DRH18-E	Temp. / Humidity	25°C /65%
Polarity	Horizontal	Site / Test Engineer	AC2 / Ares
Test Mode	802.11ax-40MHz_TX_CH 6_ANT 0+1	Test Voltage	AC 120V/60Hz

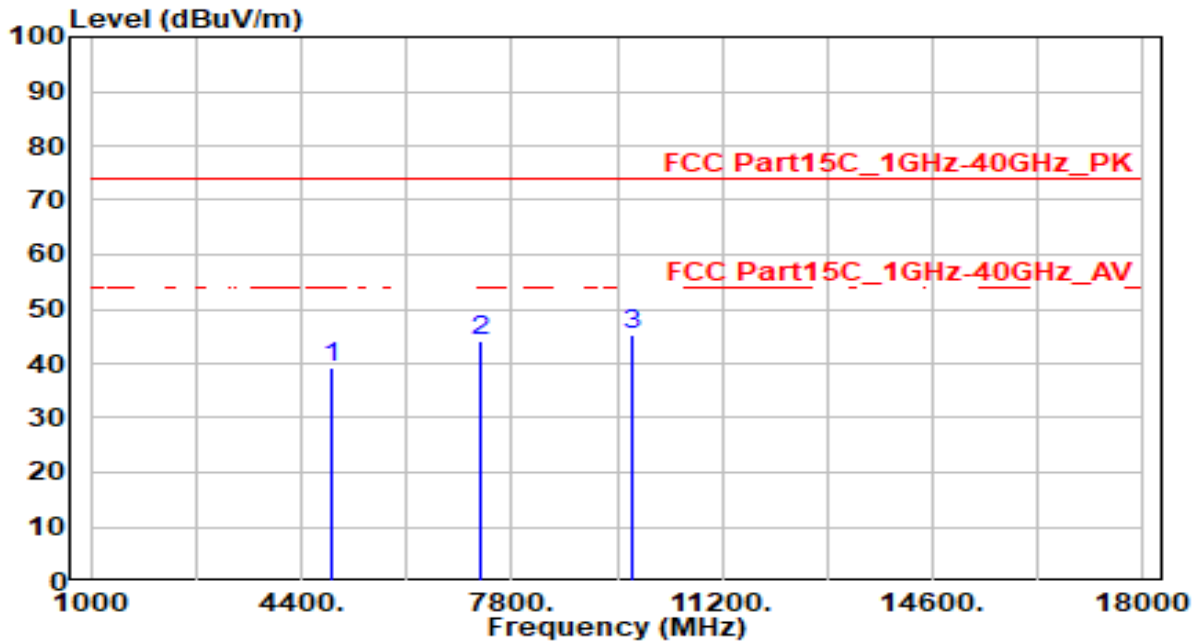


No	Frequency (MHz)	Reading (dBuV)	C.F (dB/m)	Measurement (dBuV/m)	Margin (dB)	Limit (dBuV/m)	Height (cm)	Angle (deg)	Remark (QP/PK/AV)
1	4874.000	40.09	0.35	40.44	-33.56	74.00	100	0	Peak
2	7311.000	39.46	5.79	45.25	-28.75	74.00	100	0	Peak
3	* 9748.000	40.11	5.34	45.45	-28.55	74.00	100	360	Peak

Note:

1. " *", means this data is the worst emission level.
2. C.F (Correction Factor) = Antenna Factor (dB)+ Cable Loss (dB) – Preamplifier(dB).
3. Measurement (dBuV/m) = Reading(dBuV) + C.F (Correction Factor).
4. The emission levels of other frequencies are very lower than the limit and not show in test report.

EUT	AX7800 Tri-Band 8-Stream Wi-Fi 6 Router	Date of Test	2022-07-28
Factor	DRH18-E	Temp. / Humidity	25°C /65%
Polarity	Vertical	Site / Test Engineer	AC2 / Ares
Test Mode	802.11ax-40MHz_TX_CH 6_ANT 0+1	Test Voltage	AC 120V/60Hz

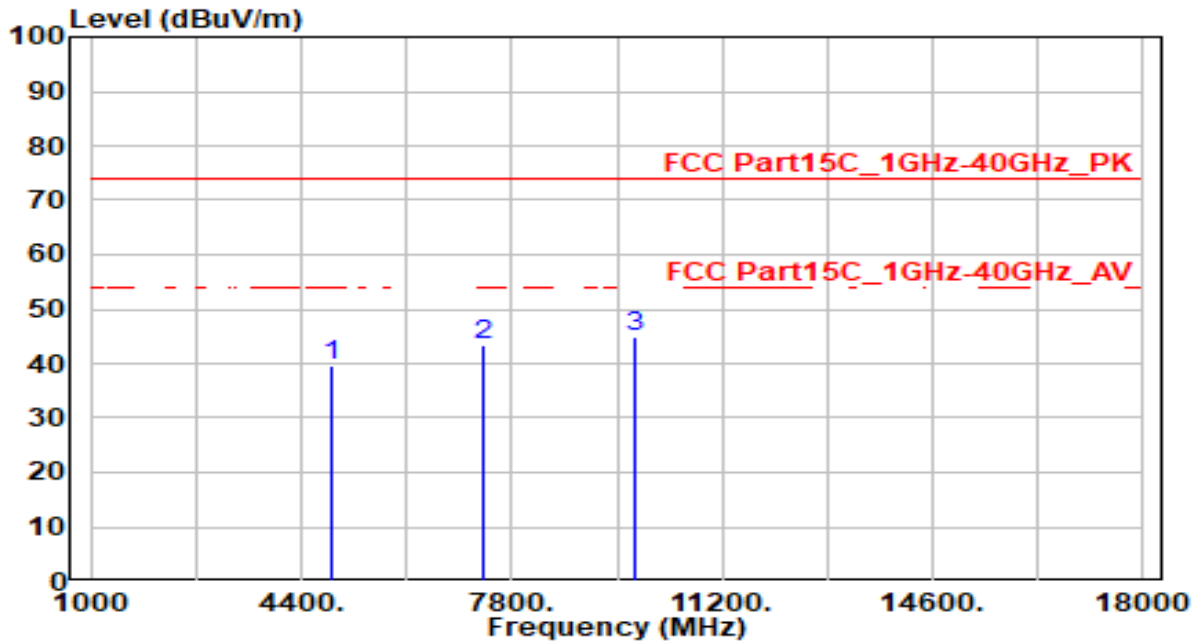


No	Frequency (MHz)	Reading (dBuV)	C.F (dB/m)	Measurement (dBuV/m)	Margin (dB)	Limit (dBuV/m)	Height (cm)	Angle (deg)	Remark (QP/PK/AV)
1	4874.000	38.71	0.35	39.06	-34.94	74.00	100	260	Peak
2	7311.000	38.46	5.79	44.26	-29.74	74.00	100	240	Peak
3	* 9748.000	39.95	5.34	45.29	-28.71	74.00	100	215	Peak

Note:

1. " *", means this data is the worst emission level.
2. C.F (Correction Factor) = Antenna Factor (dB)+ Cable Loss (dB) – Preamplifier(dB).
3. Measurement (dBuV/m) = Reading(dBuV) + C.F (Correction Factor).
4. The emission levels of other frequencies are very lower than the limit and not show in test report.

EUT	AX7800 Tri-Band 8-Stream Wi-Fi 6 Router	Date of Test	2022-07-28
Factor	DRH18-E	Temp. / Humidity	25°C /65%
Polarity	Horizontal	Site / Test Engineer	AC2 / Ares
Test Mode	802.11ax-40MHz_TX_CH 9_ANT 0+1	Test Voltage	AC 120V/60Hz

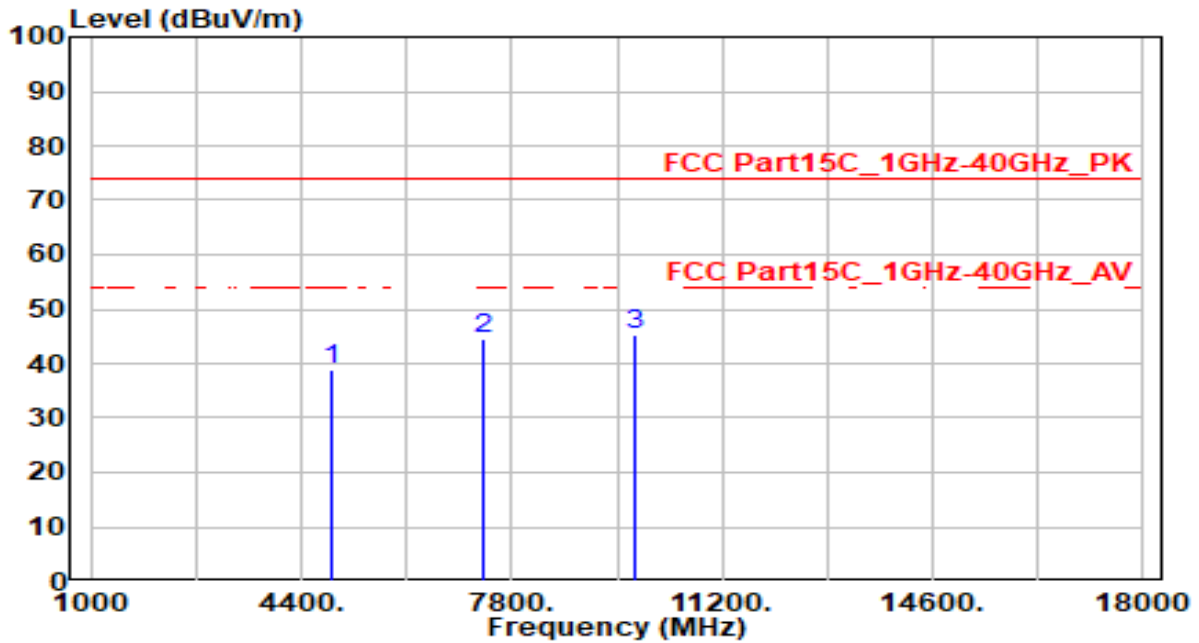


No	Frequency (MHz)	Reading (dBuV)	C.F (dB/m)	Measurement (dBuV/m)	Margin (dB)	Limit (dBuV/m)	Height (cm)	Angle (deg)	Remark (QP/PK/AV)
1	4904.000	39.35	0.41	39.77	-34.23	74.00	100	320	Peak
2	7356.000	37.72	5.78	43.50	-30.50	74.00	100	350	Peak
3	* 9808.000	39.47	5.35	44.82	-29.18	74.00	100	140	Peak

Note:

1. " *", means this data is the worst emission level.
2. C.F (Correction Factor) = Antenna Factor (dB)+ Cable Loss (dB) – Pre-amplifier(dB).
3. Measurement (dBuV/m) = Reading(dBuV) + C.F (Correction Factor).
4. The emission levels of other frequencies are very lower than the limit and not show in test report.

EUT	AX7800 Tri-Band 8-Stream Wi-Fi 6 Router	Date of Test	2022-07-28
Factor	DRH18-E	Temp. / Humidity	25°C /65%
Polarity	Vertical	Site / Test Engineer	AC2 / Ares
Test Mode	802.11ax-40MHz_TX_CH 9_ANT 0+1	Test Voltage	AC 120V/60Hz



No	Frequency (MHz)	Reading (dBuV)	C.F (dB/m)	Measurement (dBuV/m)	Margin (dB)	Limit (dBuV/m)	Height (cm)	Angle (deg)	Remark (QP/PK/AV)
1	4904.000	38.54	0.41	38.95	-35.05	74.00	100	135	Peak
2	7356.000	38.93	5.78	44.71	-29.29	74.00	100	310	Peak
3	* 9808.000	39.90	5.35	45.25	-28.75	74.00	100	350	Peak

Note:

1. " *", means this data is the worst emission level.
2. C.F (Correction Factor) = Antenna Factor (dB)+ Cable Loss (dB) – Pre-amplifier(dB).
3. Measurement (dBuV/m) = Reading(dBuV) + C.F (Correction Factor).
4. The emission levels of other frequencies are very lower than the limit and not show in test report.

7.7. Radiated Restricted Band Edge Measurement

7.7.1. Test Limit

For 15.205 requirement:

Radiated emissions which fall in the restricted bands, as defined in Section 15.205(a) of FCC part 15, must also comply with the radiated emission limits specified in Section 15.209(a).

Frequency (MHz)	Frequency (MHz)	Frequency (MHz)	Frequency (GHz)
0.090 - 0.110	16.42 - 16.423	399.9 - 410	4.5 - 5.15
¹ 0.495 - 0.505	16.69475 - 16.69525	608 - 614	5.35 - 5.46
2.1735 - 2.1905	16.80425 - 16.80475	960 - 1240	7.25 - 7.75
4.125 - 4.128	25.5 - 25.67	1300 - 1427	8.025 - 8.5
4.17725 - 4.17775	37.5 - 38.25	1435 - 1626.5	9.0 - 9.2
4.20725 - 4.20775	73 - 74.6	1645.5 - 1646.5	9.3 - 9.5
6.215 - 6.218	74.8 - 75.2	1660 - 1710	10.6 - 12.7
6.26775 - 6.26825	108 - 121.94	1718.8 - 1722.2	13.25 - 13.4
6.31175 - 6.31225	123 - 138	2200 - 2300	14.47 - 14.5
8.291 - 8.294	149.9 - 150.05	2310 - 2390	15.35 - 16.2
8.362 - 8.366	156.52475 - 156.52525	2483.5 - 2500	17.7 - 21.4
8.37625 - 8.38675	156.7 - 156.9	2690 - 2900	22.01 - 23.12
8.41425 - 8.41475	162.0125 - 167.17	3260 - 3267	23.6 - 24.0
12.29 - 12.293	167.72 - 173.2	3332 - 3339	31.2 - 31.8
12.51975 - 12.52025	240 - 285	3345.8 - 3358	36.43 - 36.5
12.57675 - 12.57725	322 - 335.4	3600 - 4400	(²)
13.36 - 13.41	--	--	--

All out of band emissions appearing in a restricted band as specified in Section 15.205 of the Title 47CFR must not exceed the limits shown in Table per Section 15.209.

FCC Part 15 Subpart C Paragraph 15.209 Limits		
Frequency [MHz]	Field Strength [uV/m]	Measured Distance [Meters]
0.009 - 0.490	2400/F (kHz)	300
0.490 - 1.705	24000/F (kHz)	30
1.705 - 30	30	30
30 - 88	100	3
88 - 216	150	3
216 - 960	200	3
Above 960	500	3

7.7.2. Test Procedure Used

ANSI C63.10-2013 Section 11.13

ANSI C63.10-2013 Section 6.3 (General Requirements)

ANSI C63.10-2013 Section 6.6 (Standard test method above 1GHz)

7.7.3. Test Setting

Peak Field Strength Measurements

1. Analyzer center frequency was set to the frequency of the radiated spurious emission of interest
2. RBW = 1MHz
3. VBW = 3MHz
4. Detector = peak
5. Sweep time = auto couple
6. Trace mode = max hold
7. Trace was allowed to stabilize

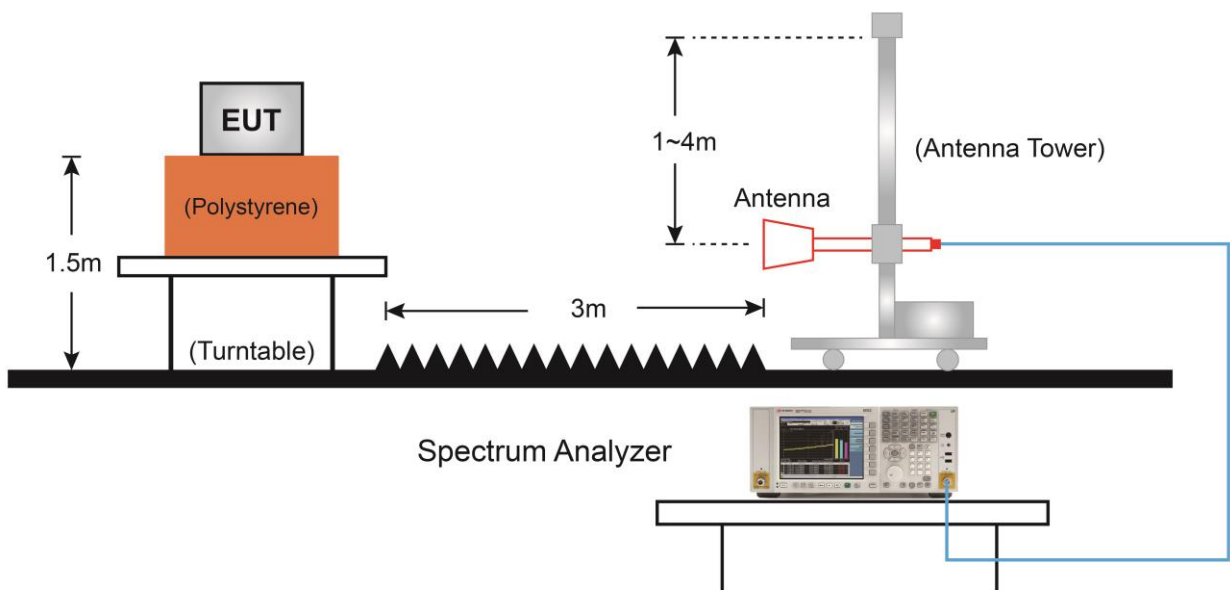
Average Measurements above 1GHz (Method VB)

1. Analyzer center frequency was set to the frequency of the radiated spurious emission of interest
2. RBW = 1MHz
3. VBW; If the EUT is configured to transmit with duty cycle $\geq 98\%$, set VBW = 10 Hz.

If the EUT duty cycle is $< 98\%$, set $VBW \geq 1/T$. T is the minimum transmission duration.

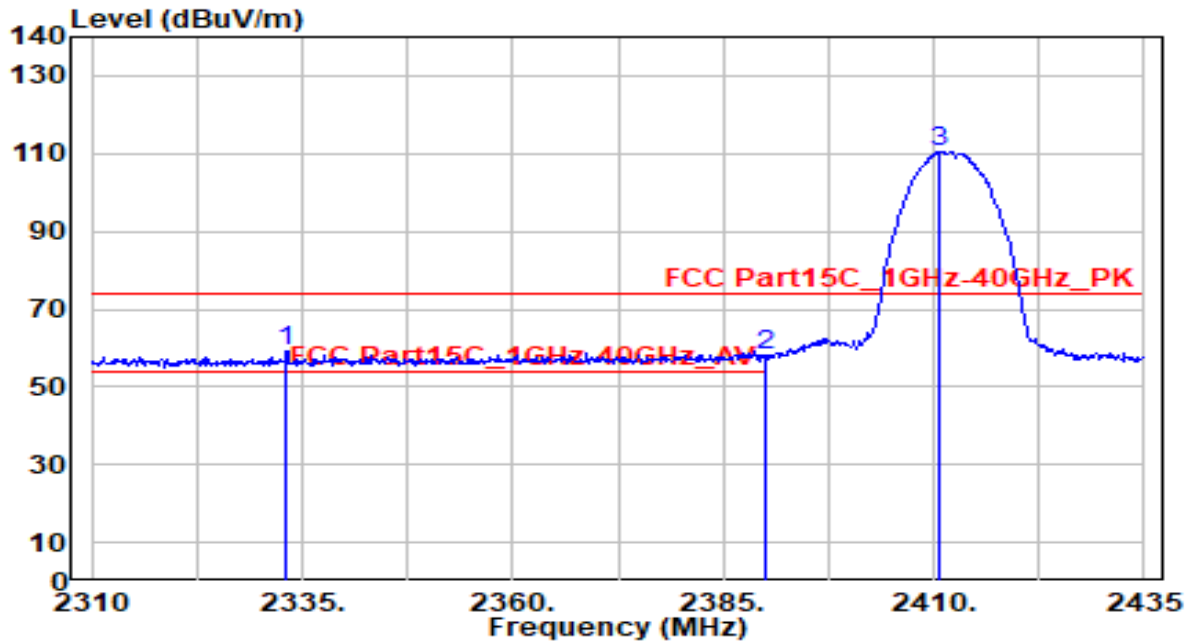
4. Detector = Peak
5. Sweep time = auto
6. Trace mode = max hold
7. Trace was allowed to stabilize

7.7.4.Test Setup



7.7.5. Test Result

EUT	AX7800 Tri-Band 8-Stream Wi-Fi 6 Router	Date of Test	2022-07-28
Factor	DRH18-E	Temp. / Humidity	25°C /65%
Polarity	Horizontal	Site / Test Engineer	AC2 / Ares
Test Mode	802.11b_TX_CH 1_ANT 0+1	Test Voltage	AC 120V/60Hz

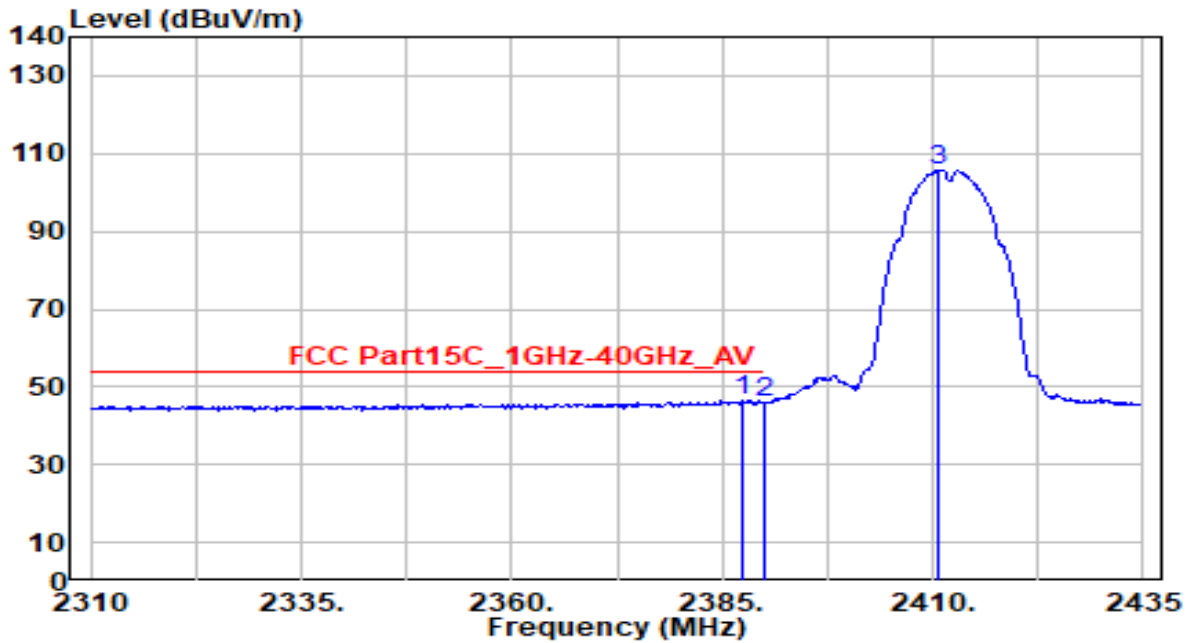


No	Frequency (MHz)	Reading (dBUV)	C.F (dB/m)	Measurement (dBUV/m)	Margin (dB)	Limit (dBUV/m)	Height (cm)	Angle (deg)	Remark (QP/PK/AV)
1	* 2333.125	28.56	30.53	59.10	-14.90	74.00	175	70	Peak
2	2390.000	27.44	30.61	58.05	-15.95	74.00	175	70	Peak
3	2410.750	79.96	30.66	110.63	N/A	N/A	175	70	Peak

Note:

1. " *", means this data is the worst emission level.
2. C.F (Correction Factor) = Antenna Factor (dB)+ Cable Loss (dB).
3. Measurement (dBUV/m) = Reading(dBUV) + C.F (Correction Factor).
4. The emission levels of other frequencies are very lower than the limit and not show in test report.

EUT	AX7800 Tri-Band 8-Stream Wi-Fi 6 Router	Date of Test	2022-07-28
Factor	DRH18-E	Temp. / Humidity	25°C /65%
Polarity	Horizontal	Site / Test Engineer	AC2 / Ares
Test Mode	802.11b_TX_CH 1_ANT 0+1	Test Voltage	AC 120V/60Hz

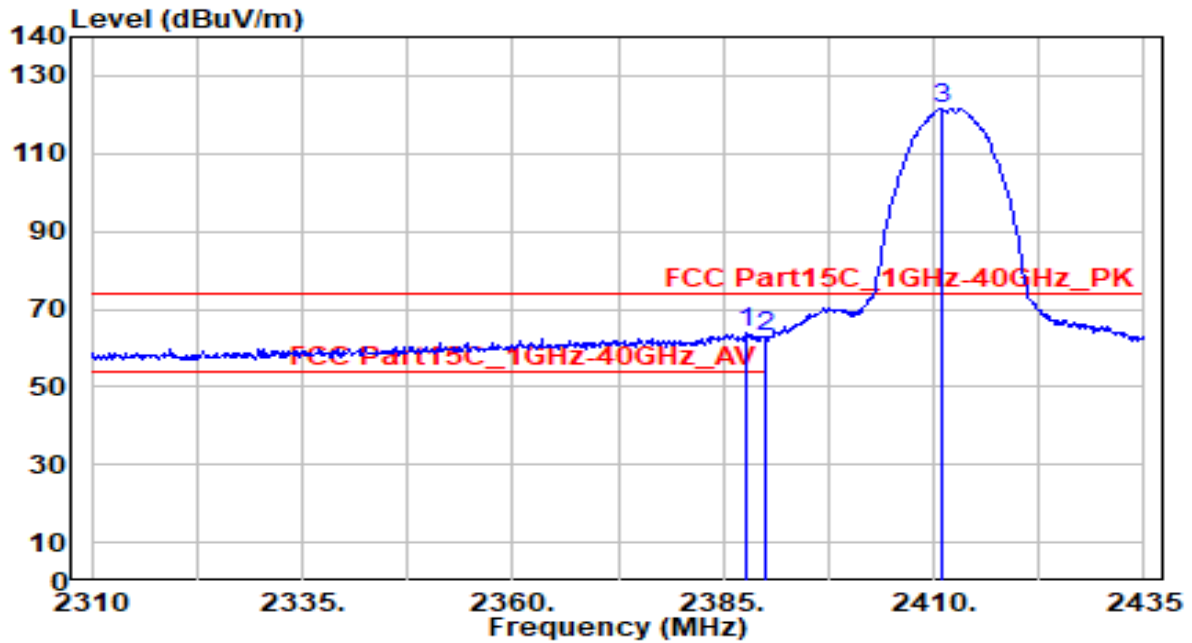


No	Frequency (MHz)	Reading (dBUV)	C.F (dB/m)	Measurement (dBUV/m)	Margin (dB)	Limit (dBUV/m)	Height (cm)	Angle (deg)	Remark (QP/PK/AV)	
1	*	2387.500	15.76	30.61	46.37	-7.63	54.00	175	70	Average
2		2390.000	15.41	30.61	46.02	-7.98	54.00	175	70	Average
3		2410.750	75.24	30.66	105.91	N/A	N/A	175	70	Average

Note:

1. " *", means this data is the worst emission level.
2. C.F (Correction Factor) = Antenna Factor (dB)+ Cable Loss (dB).
3. Measurement (dBUV/m) = Reading(dBUV) + C.F (Correction Factor).
4. The emission levels of other frequencies are very lower than the limit and not show in test report.

EUT	AX7800 Tri-Band 8-Stream Wi-Fi 6 Router	Date of Test	2022-07-28
Factor	DRH18-E	Temp. / Humidity	25°C /65%
Polarity	Vertical	Site / Test Engineer	AC2 / Ares
Test Mode	802.11b_TX_CH 1_ANT 0+1	Test Voltage	AC 120V/60Hz

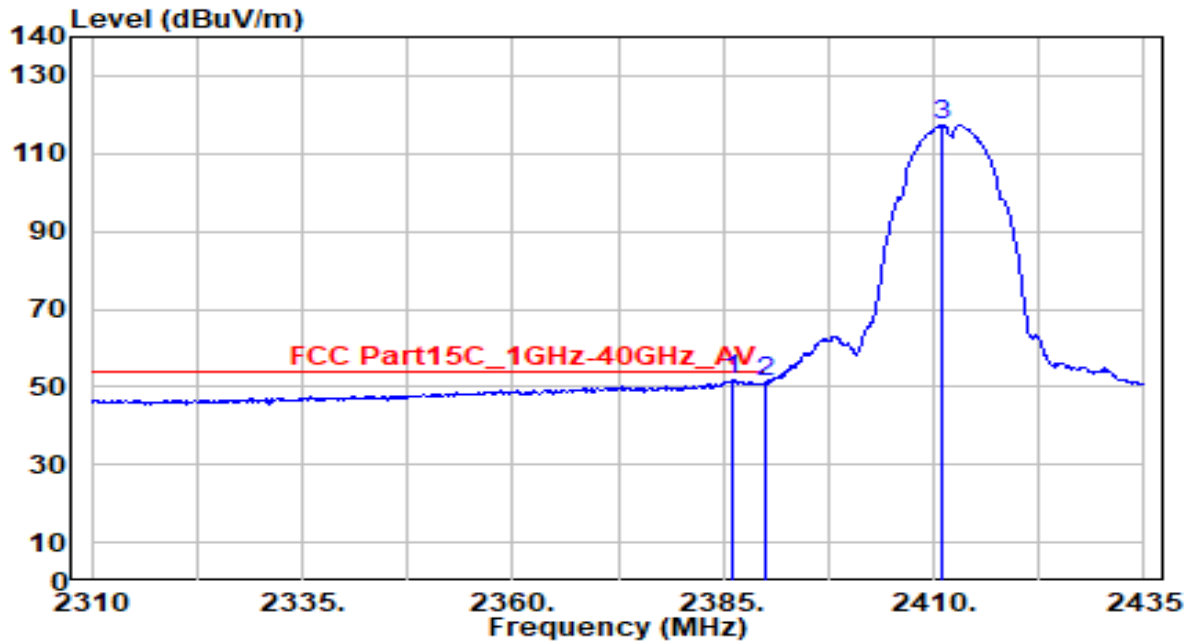


No	Frequency (MHz)	Reading (dBuV)	C.F (dB/m)	Measurement (dBuV/m)	Margin (dB)	Limit (dBuV/m)	Height (cm)	Angle (deg)	Remark (QP/PK/AV)	
1	*	2387.875	33.25	30.61	63.86	-10.14	74.00	150	30	Peak
2		2390.000	32.43	30.61	63.04	-10.96	74.00	150	30	Peak
3		2411.000	90.82	30.67	121.49	N/A	N/A	150	30	Peak

Note:

1. " *", means this data is the worst emission level.
2. C.F (Correction Factor) = Antenna Factor (dB)+ Cable Loss (dB).
3. Measurement (dBuV/m) = Reading(dBuV) + C.F (Correction Factor).
4. The emission levels of other frequencies are very lower than the limit and not show in test report.

EUT	AX7800 Tri-Band 8-Stream Wi-Fi 6 Router	Date of Test	2022-07-28
Factor	DRH18-E	Temp. / Humidity	25°C /65%
Polarity	Vertical	Site / Test Engineer	AC2 / Ares
Test Mode	802.11b_TX_CH 1_ANT 0+1	Test Voltage	AC 120V/60Hz

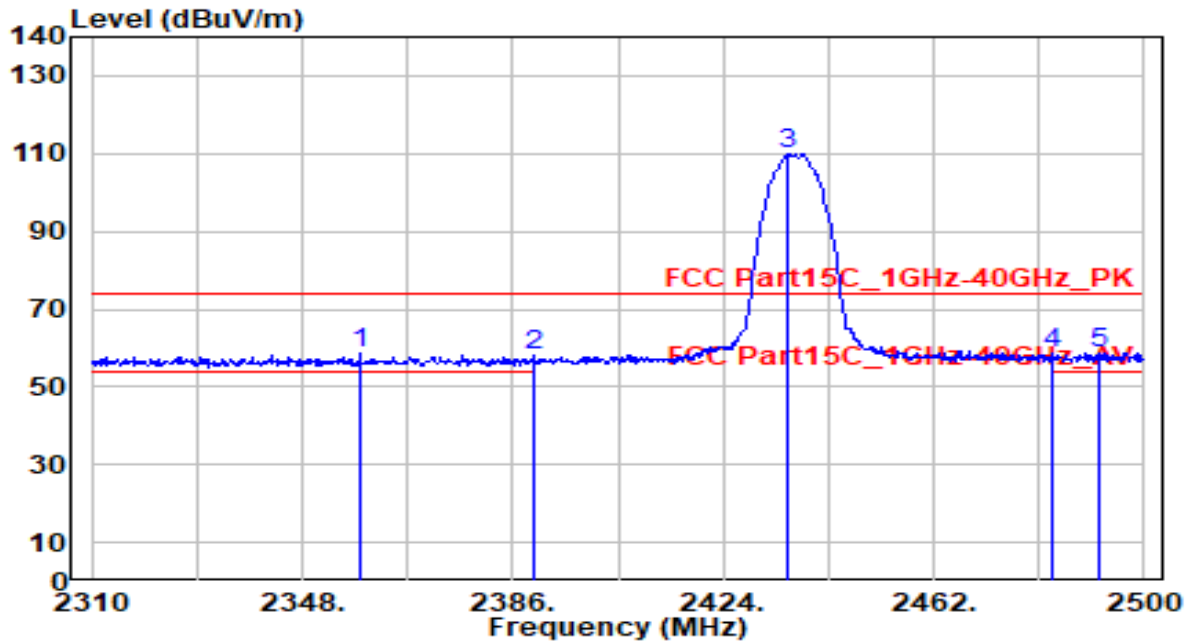


No	Frequency (MHz)	Reading (dBUV)	C.F (dB/m)	Measurement (dBUV/m)	Margin (dB)	Limit (dBUV/m)	Height (cm)	Angle (deg)	Remark (QP/PK/AV)	
1	*	2386.000	21.07	30.61	51.68	-2.32	54.00	150	30	Average
2		2390.000	20.49	30.61	51.11	-2.89	54.00	150	30	Average
3		2411.125	86.68	30.67	117.34	N/A	N/A	150	30	Average

Note:

1. " *", means this data is the worst emission level.
2. C.F (Correction Factor) = Antenna Factor (dB)+ Cable Loss (dB).
3. Measurement (dBUV/m) = Reading(dBUV) + C.F (Correction Factor).
4. The emission levels of other frequencies are very lower than the limit and not show in test report.

EUT	AX7800 Tri-Band 8-Stream Wi-Fi 6 Router	Date of Test	2022-07-28
Factor	DRH18-E	Temp. / Humidity	25°C /65%
Polarity	Horizontal	Site / Test Engineer	AC2 / Ares
Test Mode	802.11b_TX_CH 6_ANT 0+1	Test Voltage	AC 120V/60Hz

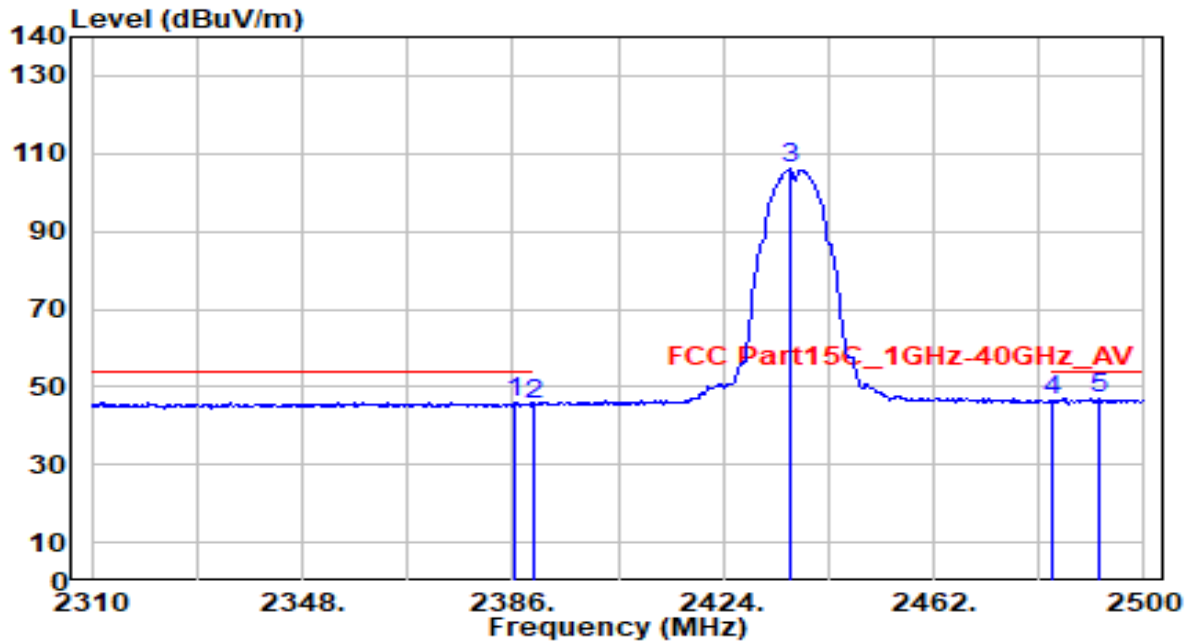


No	Frequency (MHz)	Reading (dBuV)	C.F (dB/m)	Measurement (dBuV/m)	Margin (dB)	Limit (dBuV/m)	Height (cm)	Angle (deg)	Remark (QP/PK/AV)
1	2358.450	28.03	30.57	58.60	-15.40	74.00	205	40	Peak
2	2390.000	27.39	30.61	58.01	-15.99	74.00	205	40	Peak
3	2435.780	79.20	30.75	109.95	N/A	N/A	205	40	Peak
4	2483.500	27.63	30.91	58.54	-15.46	74.00	205	40	Peak
5	* 2491.830	27.95	30.94	58.89	-15.11	74.00	205	40	Peak

Note:

- " *", means this data is the worst emission level.
- C.F (Correction Factor) = Antenna Factor (dB)+ Cable Loss (dB).
- Measurement (dBuV/m) = Reading(dBuV) + C.F (Correction Factor).
- The emission levels of other frequencies are very lower than the limit and not show in test report.

EUT	AX7800 Tri-Band 8-Stream Wi-Fi 6 Router	Date of Test	2022-07-28
Factor	DRH18-E	Temp. / Humidity	25°C /65%
Polarity	Horizontal	Site / Test Engineer	AC2 / Ares
Test Mode	802.11b_TX_CH 6_ANT 0+1	Test Voltage	AC 120V/60Hz

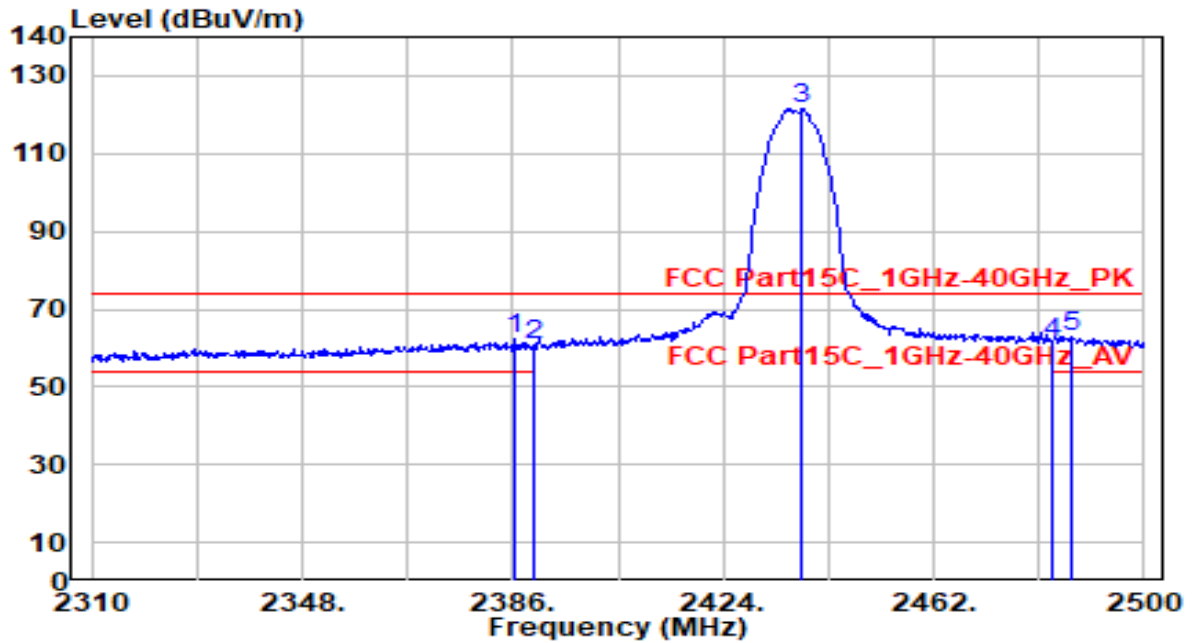


No	Frequency (MHz)	Reading (dBuV)	C.F (dB/m)	Measurement (dBuV/m)	Margin (dB)	Limit (dBuV/m)	Height (cm)	Angle (deg)	Remark (QP/PK/AV)
1	2386.570	15.55	30.61	46.16	-7.84	54.00	205	40	Average
2	2390.000	14.84	30.61	45.46	-8.54	54.00	205	40	Average
3	2435.970	75.26	30.75	106.01	N/A	N/A	205	40	Average
4	2483.500	15.72	30.91	46.63	-7.37	54.00	205	40	Average
5	* 2491.830	15.98	30.94	46.92	-7.08	54.00	205	40	Average

Note:

1. " *", means this data is the worst emission level.
2. C.F (Correction Factor) = Antenna Factor (dB)+ Cable Loss (dB).
3. Measurement (dBuV/m) = Reading(dBuV) + C.F (Correction Factor).
4. The emission levels of other frequencies are very lower than the limit and not show in test report.

EUT	AX7800 Tri-Band 8-Stream Wi-Fi 6 Router	Date of Test	2022-07-28
Factor	DRH18-E	Temp. / Humidity	25°C /65%
Polarity	Vertical	Site / Test Engineer	AC2 / Ares
Test Mode	802.11b_TX_CH 6_ANT 0+1	Test Voltage	AC 120V/60Hz

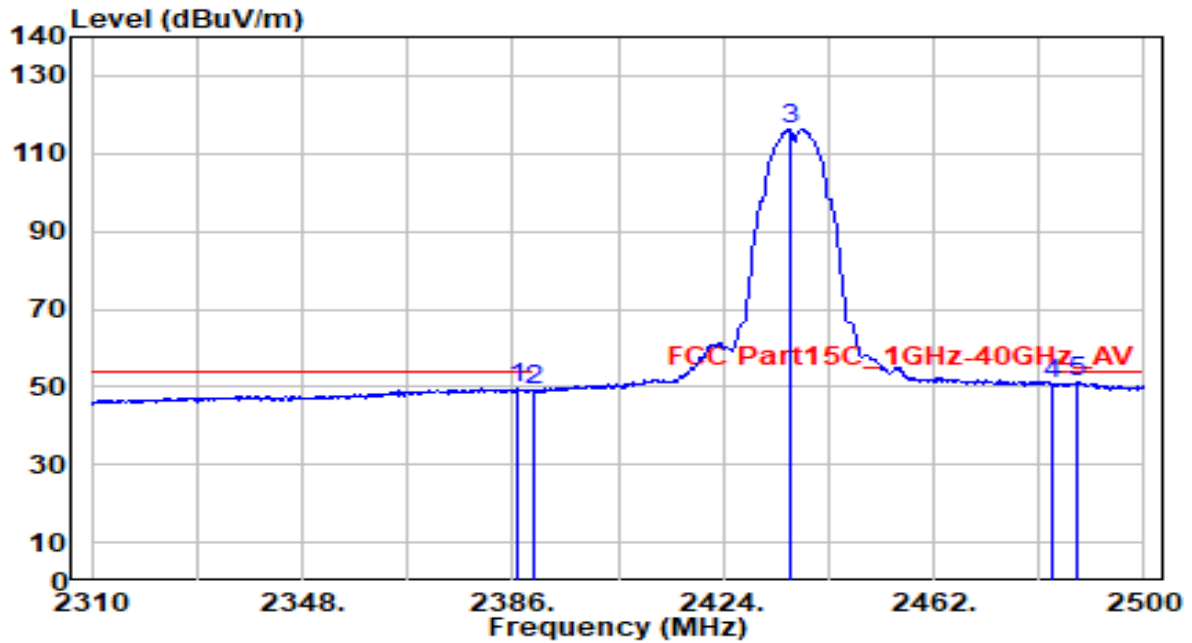


No	Frequency (MHz)	Reading (dBUV)	C.F (dB/m)	Measurement (dBUV/m)	Margin (dB)	Limit (dBUV/m)	Height (cm)	Angle (deg)	Remark (QP/PK/AV)
1	2386.570	31.53	30.61	62.14	-11.86	74.00	125	75	Peak
2	2390.000	30.20	30.61	60.81	-13.19	74.00	125	75	Peak
3	2438.250	90.60	30.76	121.36	N/A	N/A	125	75	Peak
4	2483.500	30.33	30.91	61.24	-12.76	74.00	125	75	Peak
5	* 2486.700	31.97	30.92	62.90	-11.10	74.00	125	75	Peak

Note:

1. " *", means this data is the worst emission level.
2. C.F (Correction Factor) = Antenna Factor (dB)+ Cable Loss (dB).
3. Measurement (dBUV/m) = Reading(dBUV) + C.F (Correction Factor).
4. The emission levels of other frequencies are very lower than the limit and not show in test report.

EUT	AX7800 Tri-Band 8-Stream Wi-Fi 6 Router	Date of Test	2022-07-28
Factor	DRH18-E	Temp. / Humidity	25°C /65%
Polarity	Vertical	Site / Test Engineer	AC2 / Ares
Test Mode	802.11b_TX_CH 6_ANT 0+1	Test Voltage	AC 120V/60Hz

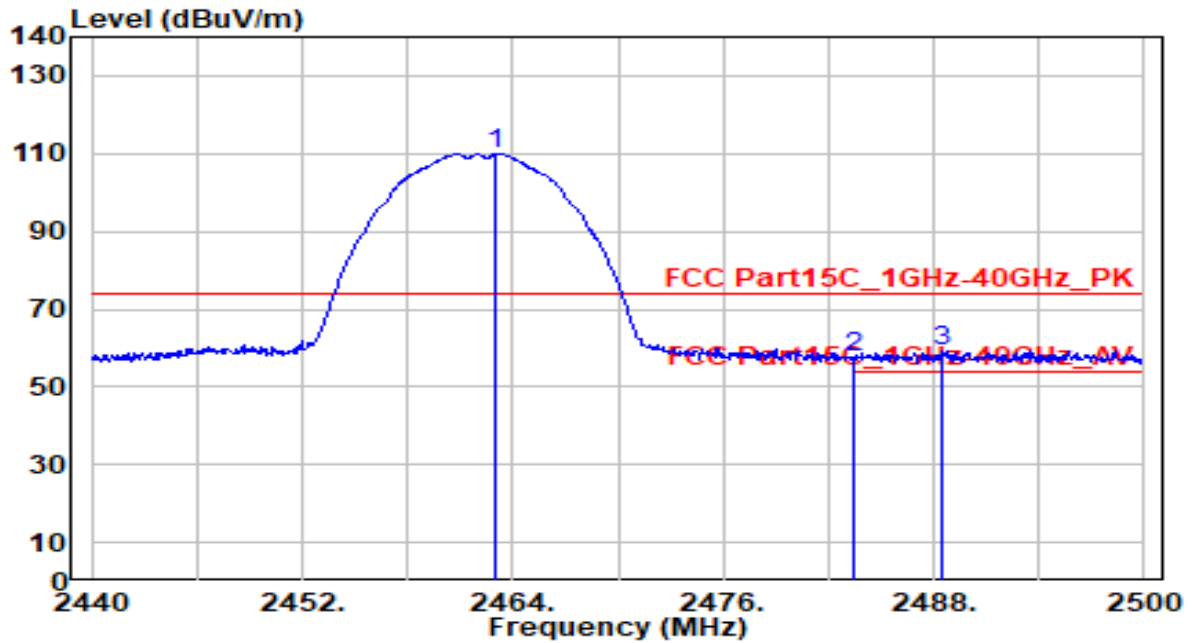


No	Frequency (MHz)	Reading (dBuV)	C.F (dB/m)	Measurement (dBuV/m)	Margin (dB)	Limit (dBuV/m)	Height (cm)	Angle (deg)	Remark (QP/PK/AV)
1	2386.950	19.02	30.61	49.63	-4.37	54.00	125	75	Average
2	2390.000	18.33	30.61	48.95	-5.05	54.00	125	75	Average
3	2435.970	85.58	30.75	116.33	N/A	N/A	125	75	Average
4	2483.500	19.73	30.91	50.65	-3.35	54.00	125	75	Average
5	* 2487.840	20.19	30.93	51.11	-2.89	54.00	125	75	Average

Note:

- "*" means this data is the worst emission level.
- C.F (Correction Factor) = Antenna Factor (dB)+ Cable Loss (dB).
- Measurement (dBuV/m) = Reading(dBuV) + C.F (Correction Factor).
- The emission levels of other frequencies are very lower than the limit and not show in test report.

EUT	AX7800 Tri-Band 8-Stream Wi-Fi 6 Router	Date of Test	2022-07-28
Factor	DRH18-E	Temp. / Humidity	25°C /65%
Polarity	Horizontal	Site / Test Engineer	AC2 / Ares
Test Mode	802.11b_TX_CH 11_ANT 0+1	Test Voltage	AC 120V/60Hz

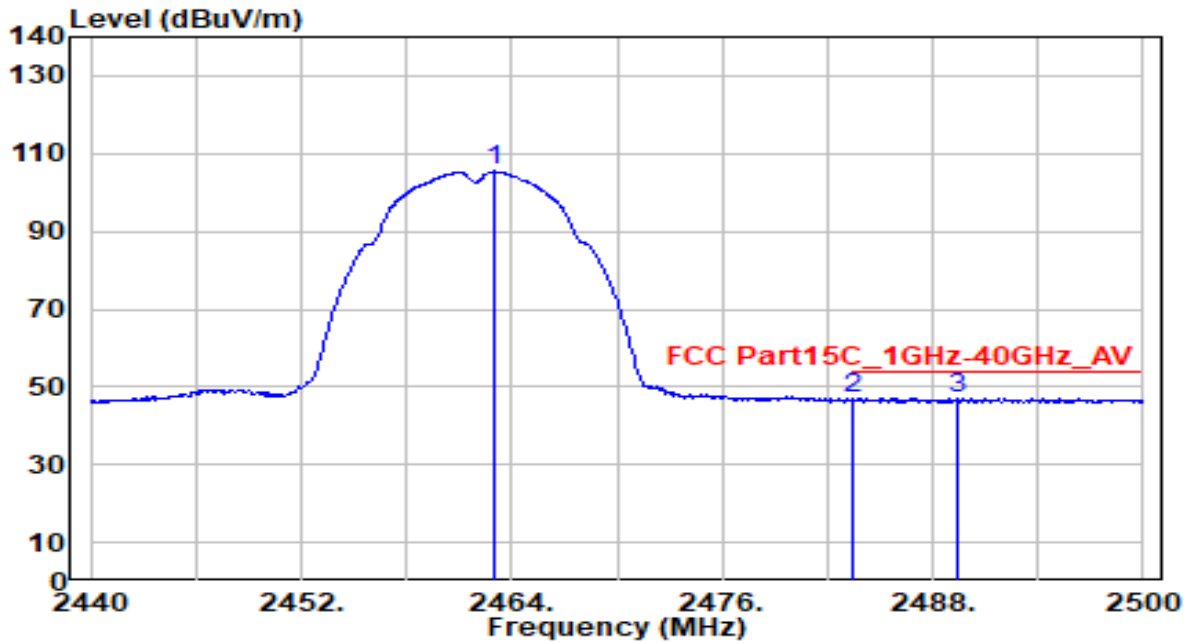


No	Frequency (MHz)	Reading (dBUV)	C.F (dB/m)	Measurement (dBUV/m)	Margin (dB)	Limit (dBUV/m)	Height (cm)	Angle (deg)	Remark (QP/PK/AV)
1	2463.040	79.08	30.84	109.92	N/A	N/A	155	65	Peak
2	2483.500	26.71	30.91	57.62	-16.38	74.00	155	65	Peak
3	* 2488.480	28.35	30.93	59.28	-14.72	74.00	155	65	Peak

Note:

1. " *", means this data is the worst emission level.
2. C.F (Correction Factor) = Antenna Factor (dB)+ Cable Loss (dB).
3. Measurement (dBUV/m) = Reading(dBUV) + C.F (Correction Factor).
4. The emission levels of other frequencies are very lower than the limit and not show in test report.

EUT	AX7800 Tri-Band 8-Stream Wi-Fi 6 Router	Date of Test	2022-07-28
Factor	DRH18-E	Temp. / Humidity	25°C /65%
Polarity	Horizontal	Site / Test Engineer	AC2 / Ares
Test Mode	802.11b_TX_CH 11_ANT 0+1	Test Voltage	AC 120V/60Hz

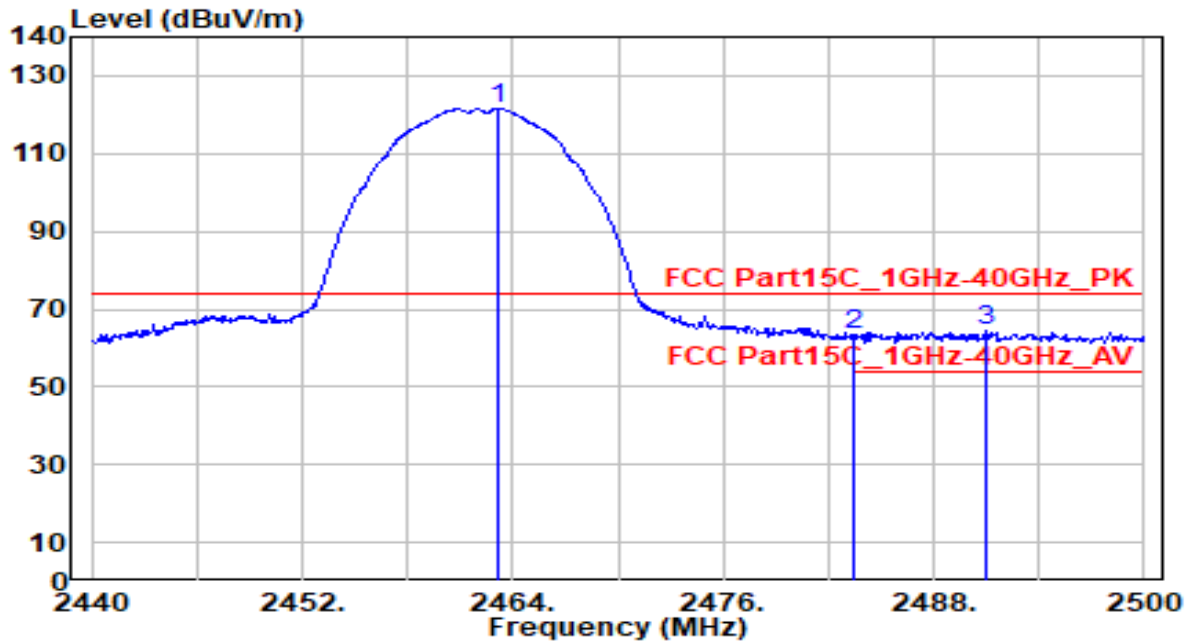


No	Frequency (MHz)	Reading (dBUV)	C.F (dB/m)	Measurement (dBUV/m)	Margin (dB)	Limit (dBUV/m)	Height (cm)	Angle (deg)	Remark (QP/PK/AV)
1	2462.980	74.56	30.84	105.40	N/A	N/A	155	65	Average
2	* 2483.500	16.04	30.91	46.95	-7.05	54.00	155	65	Average
3	2489.380	15.97	30.93	46.91	-7.09	54.00	155	65	Average

Note:

1. " *", means this data is the worst emission level.
2. C.F (Correction Factor) = Antenna Factor (dB)+ Cable Loss (dB).
3. Measurement (dBUV/m) = Reading(dBUV) + C.F (Correction Factor).
4. The emission levels of other frequencies are very lower than the limit and not show in test report.

EUT	AX7800 Tri-Band 8-Stream Wi-Fi 6 Router	Date of Test	2022-07-28
Factor	DRH18-E	Temp. / Humidity	25°C /65%
Polarity	Vertical	Site / Test Engineer	AC2 / Ares
Test Mode	802.11b_TX_CH 11_ANT 0+1	Test Voltage	AC 120V/60Hz

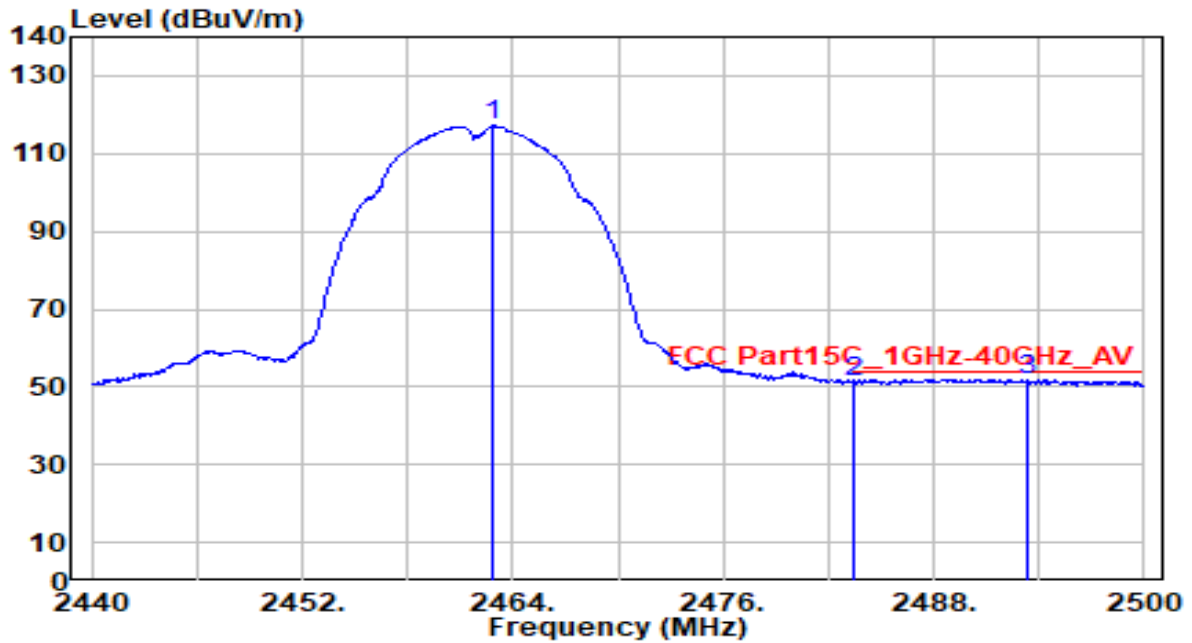


No	Frequency (MHz)	Reading (dBuV)	C.F (dB/m)	Measurement (dBuV/m)	Margin (dB)	Limit (dBuV/m)	Height (cm)	Angle (deg)	Remark (QP/PK/AV)
1	2463.100	90.66	30.84	121.51	N/A	N/A	125	270	Peak
2	2483.500	32.22	30.91	63.13	-10.87	74.00	125	270	Peak
3	* 2490.940	33.33	30.94	64.27	-9.73	74.00	125	270	Peak

Note:

1. " *", means this data is the worst emission level.
2. C.F (Correction Factor) = Antenna Factor (dB)+ Cable Loss (dB).
3. Measurement (dBuV/m) = Reading(dBuV) + C.F (Correction Factor).
4. The emission levels of other frequencies are very lower than the limit and not show in test report.

EUT	AX7800 Tri-Band 8-Stream Wi-Fi 6 Router	Date of Test	2022-07-28
Factor	DRH18-E	Temp. / Humidity	25°C /65%
Polarity	Vertical	Site / Test Engineer	AC2 / Ares
Test Mode	802.11b_TX_CH 11_ANT 0+1	Test Voltage	AC 120V/60Hz

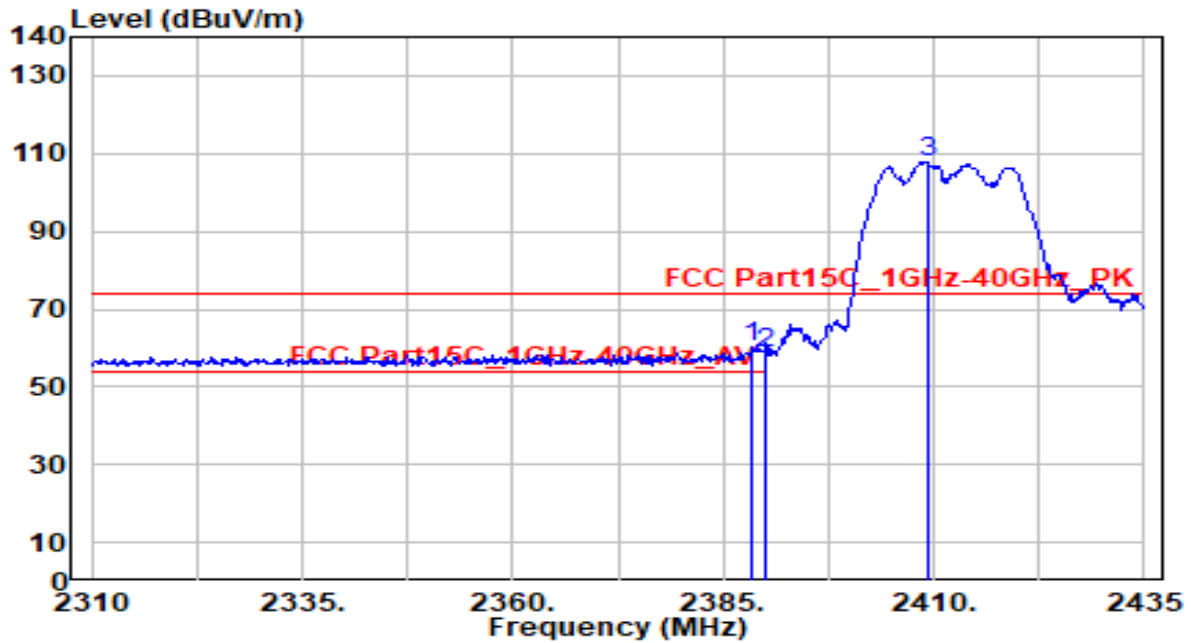


No	Frequency (MHz)	Reading (dBUV)	C.F (dB/m)	Measurement (dBUV/m)	Margin (dB)	Limit (dBUV/m)	Height (cm)	Angle (deg)	Remark (QP/PK/AV)
1	2462.920	86.19	30.84	117.03	N/A	N/A	125	270	Average
2	2483.500	20.57	30.91	51.49	-2.51	54.00	125	270	Average
3	* 2493.340	21.06	30.95	52.01	-1.99	54.00	125	270	Average

Note:

1. " *", means this data is the worst emission level.
2. C.F (Correction Factor) = Antenna Factor (dB)+ Cable Loss (dB).
3. Measurement (dBUV/m) = Reading(dBUV) + C.F (Correction Factor).
4. The emission levels of other frequencies are very lower than the limit and not show in test report.

EUT	AX7800 Tri-Band 8-Stream Wi-Fi 6 Router	Date of Test	2022-07-28
Factor	DRH18-E	Temp. / Humidity	25°C /65%
Polarity	Horizontal	Site / Test Engineer	AC2 / Ares
Test Mode	802.11g_TX_CH 1_ANT 0+1	Test Voltage	AC 120V/60Hz

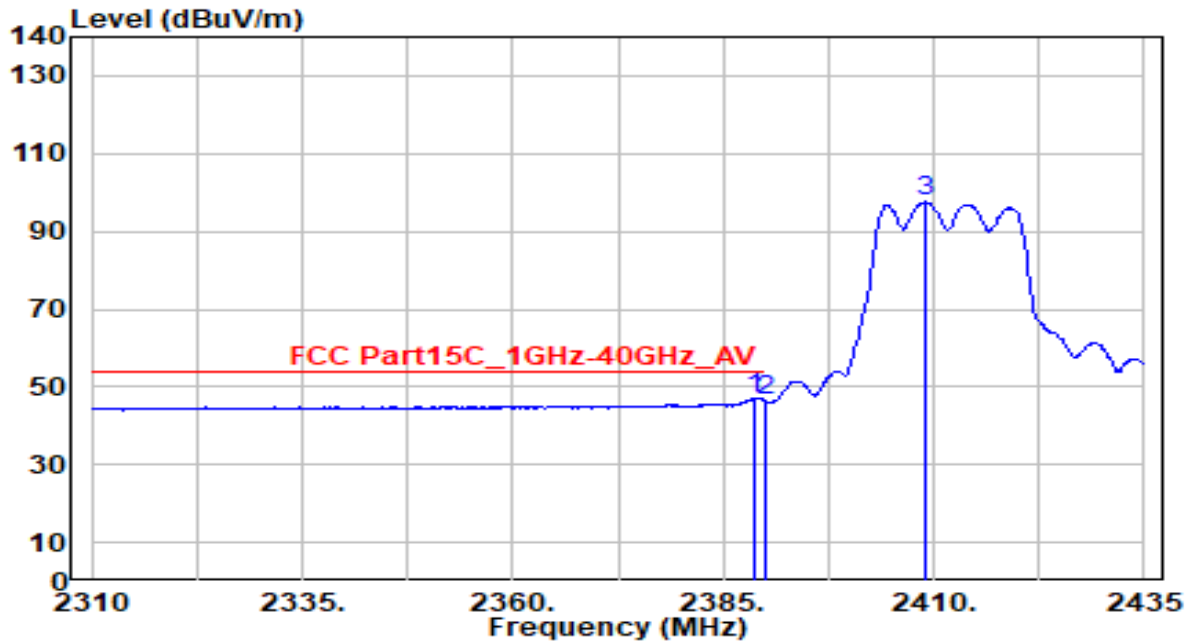


No	Frequency (MHz)	Reading (dBuV)	C.F (dB/m)	Measurement (dBuV/m)	Margin (dB)	Limit (dBuV/m)	Height (cm)	Angle (deg)	Remark (QP/PK/AV)
1	*	29.42	30.61	60.03	-13.97	74.00	175	65	Peak
2		28.21	30.61	58.83	-15.17	74.00	175	65	Peak
3		77.37	30.66	108.03	N/A	N/A	175	65	Peak

Note:

1. " *", means this data is the worst emission level.
2. C.F (Correction Factor) = Antenna Factor (dB)+ Cable Loss (dB).
3. Measurement (dBuV/m) = Reading(dBuV) + C.F (Correction Factor).
4. The emission levels of other frequencies are very lower than the limit and not show in test report.

EUT	AX7800 Tri-Band 8-Stream Wi-Fi 6 Router	Date of Test	2022-07-28
Factor	DRH18-E	Temp. / Humidity	25°C /65%
Polarity	Horizontal	Site / Test Engineer	AC2 / Ares
Test Mode	802.11g_TX_CH 1_ANT 0+1	Test Voltage	AC 120V/60Hz

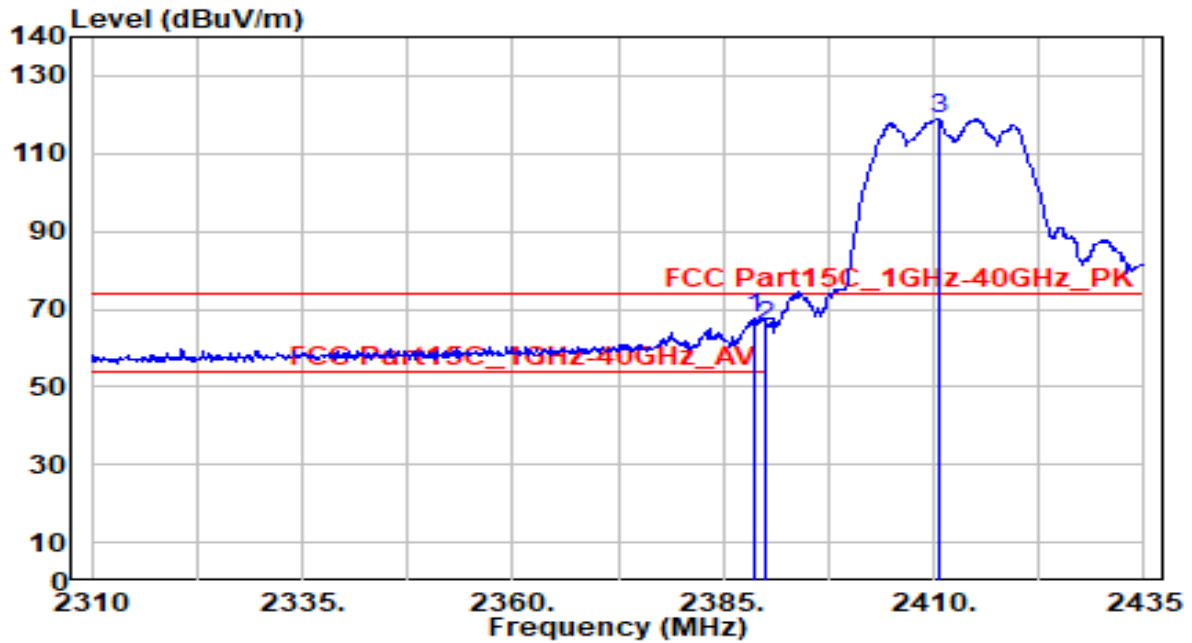


No	Frequency (MHz)	Reading (dBuV)	C.F (dB/m)	Measurement (dBuV/m)	Margin (dB)	Limit (dBuV/m)	Height (cm)	Angle (deg)	Remark (QP/PK/AV)	
1	*	2388.750	16.36	30.61	46.98	-7.02	54.00	175	65	Average
2		2390.000	15.80	30.61	46.42	-7.58	54.00	175	65	Average
3		2409.000	67.01	30.66	97.67	N/A	N/A	175	65	Average

Note:

1. " *", means this data is the worst emission level.
2. C.F (Correction Factor) = Antenna Factor (dB)+ Cable Loss (dB).
3. Measurement (dBuV/m) = Reading(dBuV) + C.F (Correction Factor).
4. The emission levels of other frequencies are very lower than the limit and not show in test report.

EUT	AX7800 Tri-Band 8-Stream Wi-Fi 6 Router	Date of Test	2022-07-28
Factor	DRH18-E	Temp. / Humidity	25°C /65%
Polarity	Vertical	Site / Test Engineer	AC2 / Ares
Test Mode	802.11g_TX_CH 1_ANT 0+1	Test Voltage	AC 120V/60Hz

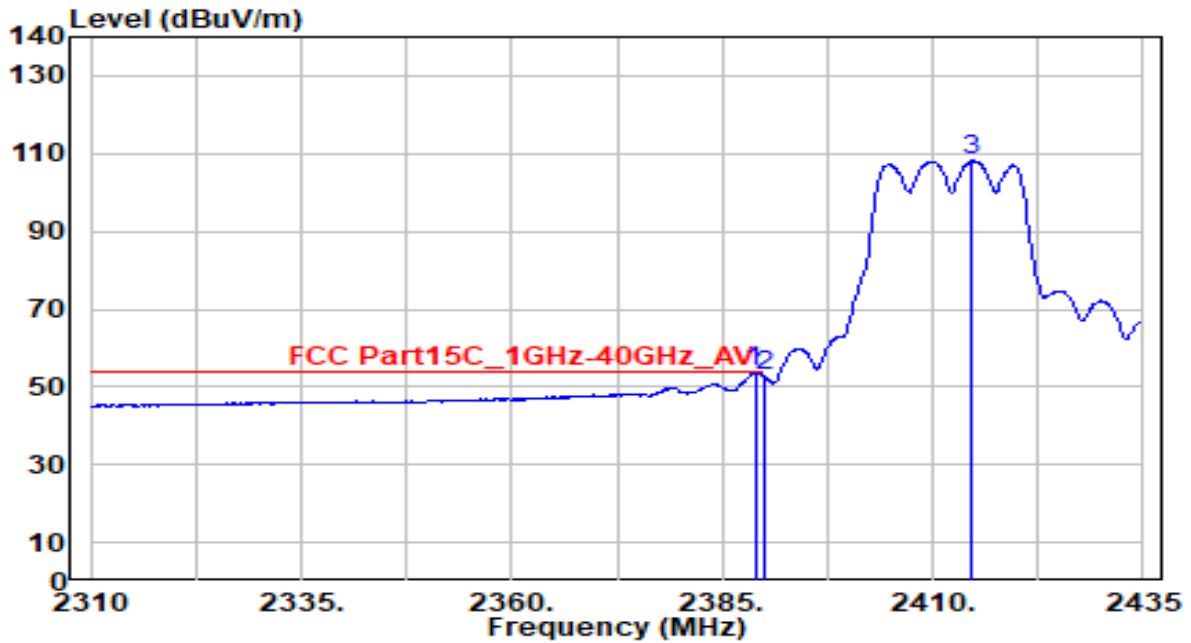


No	Frequency (MHz)	Reading (dBuV)	C.F (dB/m)	Measurement (dBuV/m)	Margin (dB)	Limit (dBuV/m)	Height (cm)	Angle (deg)	Remark (QP/PK/AV)	
1	*	2388.625	36.90	30.61	67.51	-6.49	74.00	180	30	Peak
2		2390.000	35.07	30.61	65.68	-8.32	74.00	180	30	Peak
3		2410.625	88.32	30.66	118.99	N/A	N/A	180	30	Peak

Note:

1. " *", means this data is the worst emission level.
2. C.F (Correction Factor) = Antenna Factor (dB)+ Cable Loss (dB).
3. Measurement (dBuV/m) = Reading(dBuV) + C.F (Correction Factor).
4. The emission levels of other frequencies are very lower than the limit and not show in test report.

EUT	AX7800 Tri-Band 8-Stream Wi-Fi 6 Router	Date of Test	2022-07-28
Factor	DRH18-E	Temp. / Humidity	25°C /65%
Polarity	Vertical	Site / Test Engineer	AC2 / Ares
Test Mode	802.11g_TX_CH 1_ANT 0+1	Test Voltage	AC 120V/60Hz

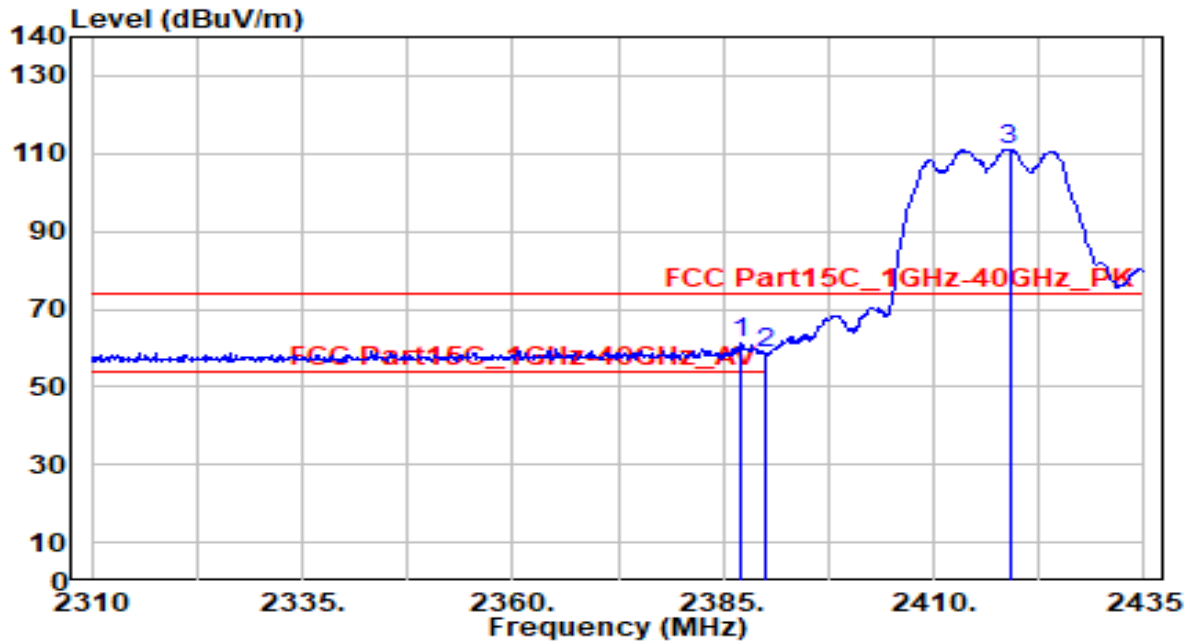


No	Frequency (MHz)	Reading (dBuV)	C.F (dB/m)	Measurement (dBuV/m)	Margin (dB)	Limit (dBuV/m)	Height (cm)	Angle (deg)	Remark (QP/PK/AV)
1	*	23.24	30.61	53.85	-0.15	54.00	180	30	Average
2		22.27	30.61	52.88	-1.12	54.00	180	30	Average
3		77.48	30.68	108.16	N/A	N/A	180	30	Average

Note:

1. " *", means this data is the worst emission level.
2. C.F (Correction Factor) = Antenna Factor (dB)+ Cable Loss (dB).
3. Measurement (dBuV/m) = Reading(dBuV) + C.F (Correction Factor).
4. The emission levels of other frequencies are very lower than the limit and not show in test report.

EUT	AX7800 Tri-Band 8-Stream Wi-Fi 6 Router	Date of Test	2022-07-28
Factor	DRH18-E	Temp. / Humidity	25°C /65%
Polarity	Horizontal	Site / Test Engineer	AC2 / Ares
Test Mode	802.11g_TX_CH 2_ANT 0+1	Test Voltage	AC 120V/60Hz

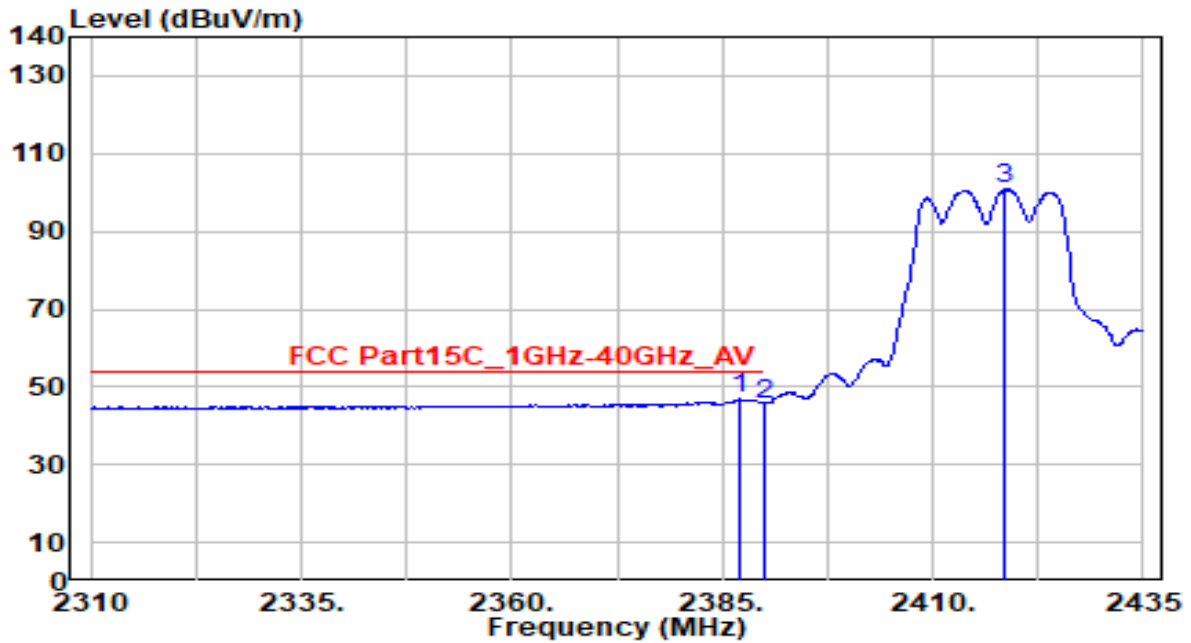


No	Frequency (MHz)	Reading (dBuV)	C.F (dB/m)	Measurement (dBuV/m)	Margin (dB)	Limit (dBuV/m)	Height (cm)	Angle (deg)	Remark (QP/PK/AV)	
1	*	2387.125	30.43	30.61	61.04	-12.96	74.00	165	70	Peak
2		2390.000	28.25	30.61	58.86	-15.14	74.00	165	70	Peak
3		2419.000	80.43	30.69	111.12	N/A	N/A	165	70	Peak

Note:

1. "*" , means this data is the worst emission level.
2. C.F (Correction Factor) = Antenna Factor (dB)+ Cable Loss (dB).
3. Measurement (dBuV/m) = Reading(dBuV) + C.F (Correction Factor).
4. The emission levels of other frequencies are very lower than the limit and not show in test report.

EUT	AX7800 Tri-Band 8-Stream Wi-Fi 6 Router	Date of Test	2022-07-28
Factor	DRH18-E	Temp. / Humidity	25°C /65%
Polarity	Horizontal	Site / Test Engineer	AC2 / Ares
Test Mode	802.11g_TX_CH 2_ANT 0+1	Test Voltage	AC 120V/60Hz

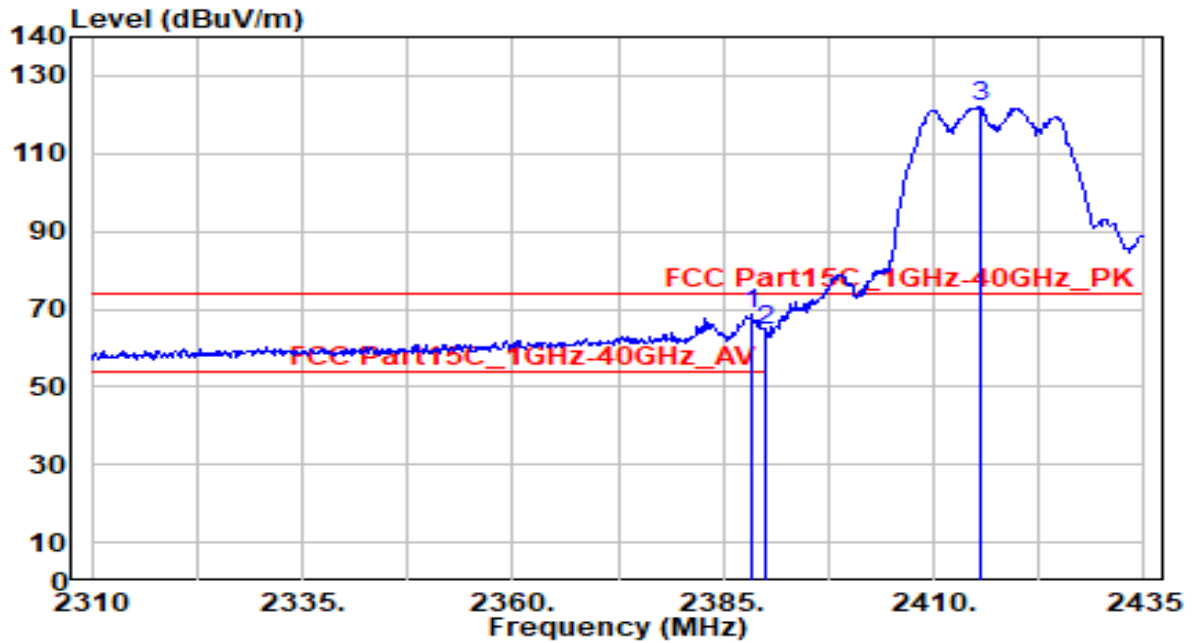


No	Frequency (MHz)	Reading (dBuV)	C.F (dB/m)	Measurement (dBuV/m)	Margin (dB)	Limit (dBuV/m)	Height (cm)	Angle (deg)	Remark (QP/PK/AV)	
1	*	2387.125	16.15	30.61	46.76	-7.24	54.00	165	70	Average
2		2390.000	15.00	30.61	45.61	-8.39	54.00	165	70	Average
3		2418.625	70.12	30.69	100.81	N/A	N/A	165	70	Average

Note:

1. " *", means this data is the worst emission level.
2. C.F (Correction Factor) = Antenna Factor (dB)+ Cable Loss (dB).
3. Measurement (dBuV/m) = Reading(dBuV) + C.F (Correction Factor).
4. The emission levels of other frequencies are very lower than the limit and not show in test report.

EUT	AX7800 Tri-Band 8-Stream Wi-Fi 6 Router	Date of Test	2022-07-28
Factor	DRH18-E	Temp. / Humidity	25°C /65%
Polarity	Vertical	Site / Test Engineer	AC2 / Ares
Test Mode	802.11g_TX_CH 2_ANT 0+1	Test Voltage	AC 120V/60Hz

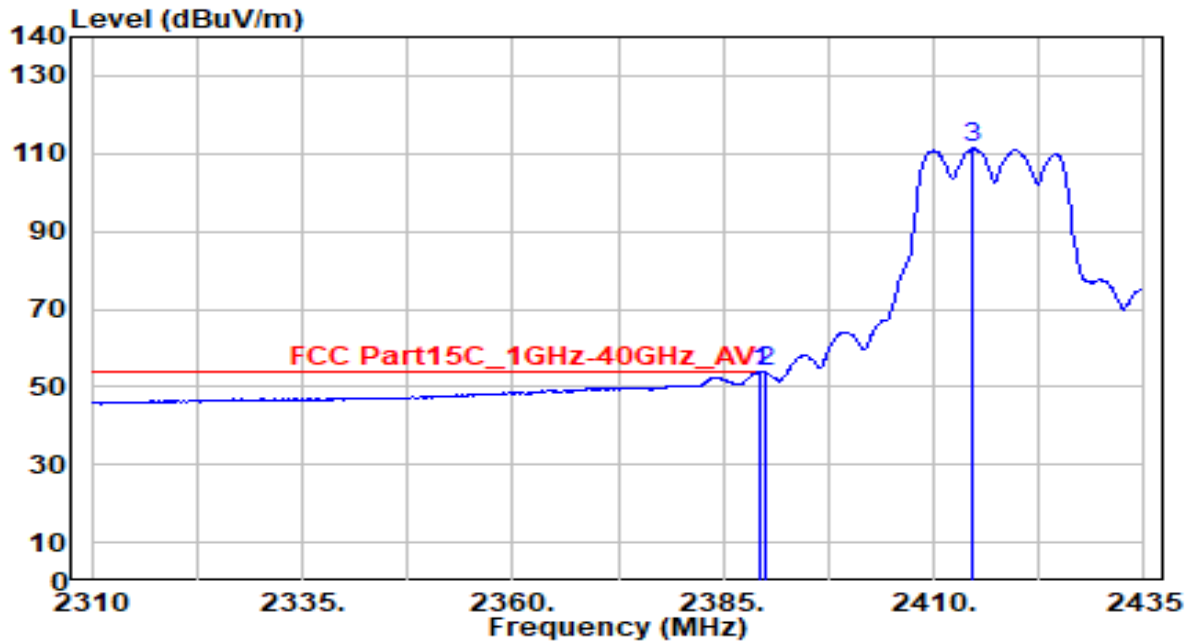


No	Frequency (MHz)	Reading (dBuV)	C.F (dB/m)	Measurement (dBuV/m)	Margin (dB)	Limit (dBuV/m)	Height (cm)	Angle (deg)	Remark (QP/PK/AV)	
1	*	2388.375	37.94	30.61	68.55	-5.45	74.00	185	30	Peak
2		2390.000	33.88	30.61	64.50	-9.50	74.00	185	30	Peak
3		2415.625	91.28	30.68	121.96	N/A	N/A	185	30	Peak

Note:

1. " *", means this data is the worst emission level.
2. C.F (Correction Factor) = Antenna Factor (dB)+ Cable Loss (dB).
3. Measurement (dBuV/m) = Reading(dBuV) + C.F (Correction Factor).
4. The emission levels of other frequencies are very lower than the limit and not show in test report.

EUT	AX7800 Tri-Band 8-Stream Wi-Fi 6 Router	Date of Test	2022-07-28
Factor	DRH18-E	Temp. / Humidity	25°C /65%
Polarity	Vertical	Site / Test Engineer	AC2 / Ares
Test Mode	802.11g_TX_CH 2_ANT 0+1	Test Voltage	AC 120V/60Hz

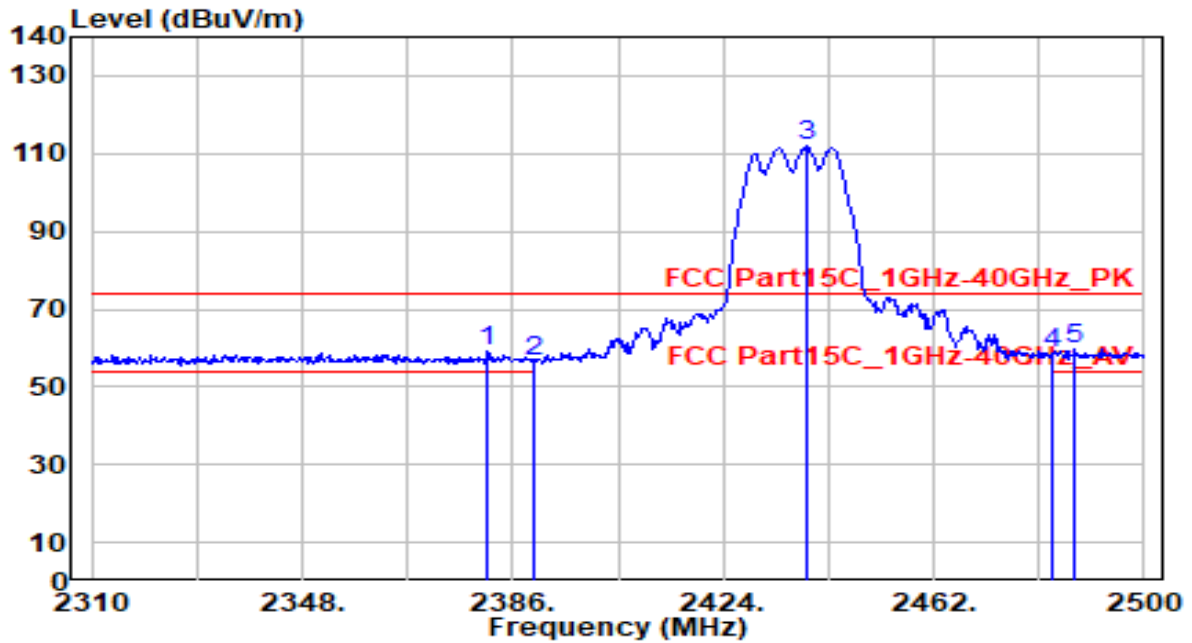


No	Frequency (MHz)	Reading (dBUV)	C.F (dB/m)	Measurement (dBUV/m)	Margin (dB)	Limit (dBUV/m)	Height (cm)	Angle (deg)	Remark (QP/PK/AV)
1	*	23.32	30.61	53.93	-0.07	54.00	185	30	Average
2		23.16	30.61	53.78	-0.22	54.00	185	30	Average
3		80.56	30.68	111.24	N/A	N/A	185	30	Average

Note:

1. " *", means this data is the worst emission level.
2. C.F (Correction Factor) = Antenna Factor (dB)+ Cable Loss (dB).
3. Measurement (dBUV/m) = Reading(dBUV) + C.F (Correction Factor).
4. The emission levels of other frequencies are very lower than the limit and not show in test report.

EUT	AX7800 Tri-Band 8-Stream Wi-Fi 6 Router	Date of Test	2022-07-28
Factor	DRH18-E	Temp. / Humidity	25°C /65%
Polarity	Horizontal	Site / Test Engineer	AC2 / Ares
Test Mode	802.11g_TX_CH 6_ANT 0+1	Test Voltage	AC 120V/60Hz

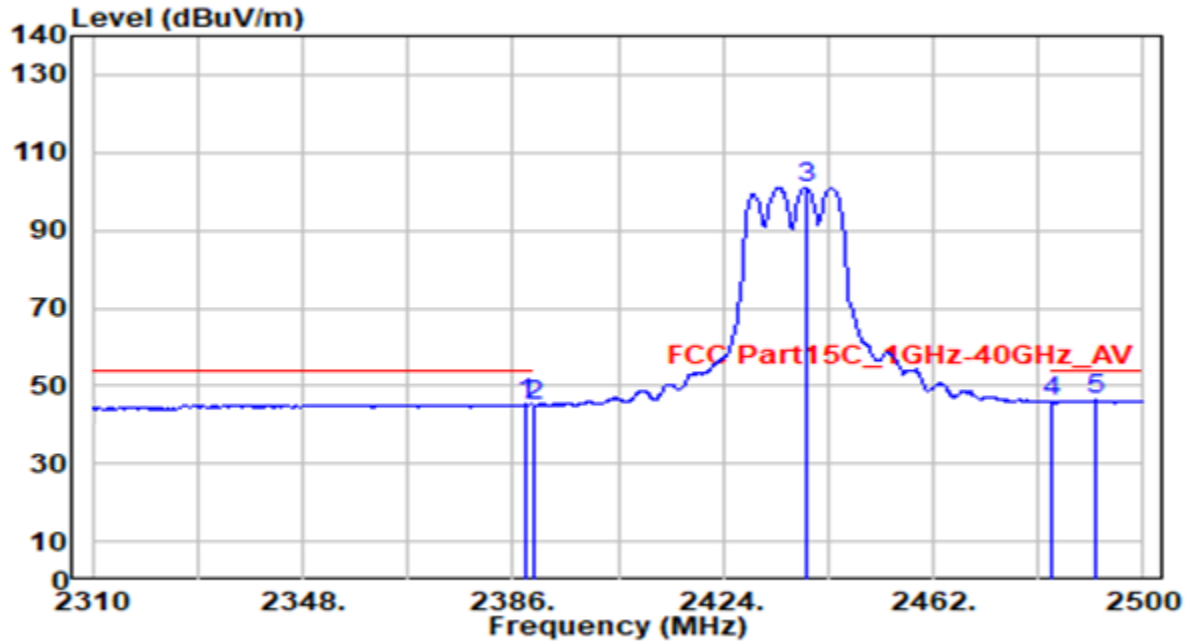


No	Frequency (MHz)	Reading (dBuV)	C.F (dB/m)	Measurement (dBuV/m)	Margin (dB)	Limit (dBuV/m)	Height (cm)	Angle (deg)	Remark (QP/PK/AV)
1	2381.440	28.43	30.60	59.03	-14.97	74.00	205	40	Peak
2	2390.000	25.94	30.61	56.55	-17.45	74.00	205	40	Peak
3	2439.010	81.08	30.76	111.85	N/A	N/A	205	40	Peak
4	2483.500	27.83	30.91	58.74	-15.26	74.00	205	40	Peak
5	* 2487.460	28.62	30.93	59.54	-14.46	74.00	205	40	Peak

Note:

1. " *", means this data is the worst emission level.
2. C.F (Correction Factor) = Antenna Factor (dB)+ Cable Loss (dB).
3. Measurement (dBuV/m) = Reading(dBuV) + C.F (Correction Factor).
4. The emission levels of other frequencies are very lower than the limit and not show in test report.

EUT	AX7800 Tri-Band 8-Stream Wi-Fi 6 Router	Date of Test	2022-07-28
Factor	DRH18-E	Temp. / Humidity	25°C /65%
Polarity	Horizontal	Site / Test Engineer	AC2 / Ares
Test Mode	802.11g_TX_CH 6_ANT 0+1	Test Voltage	AC 120V/60Hz

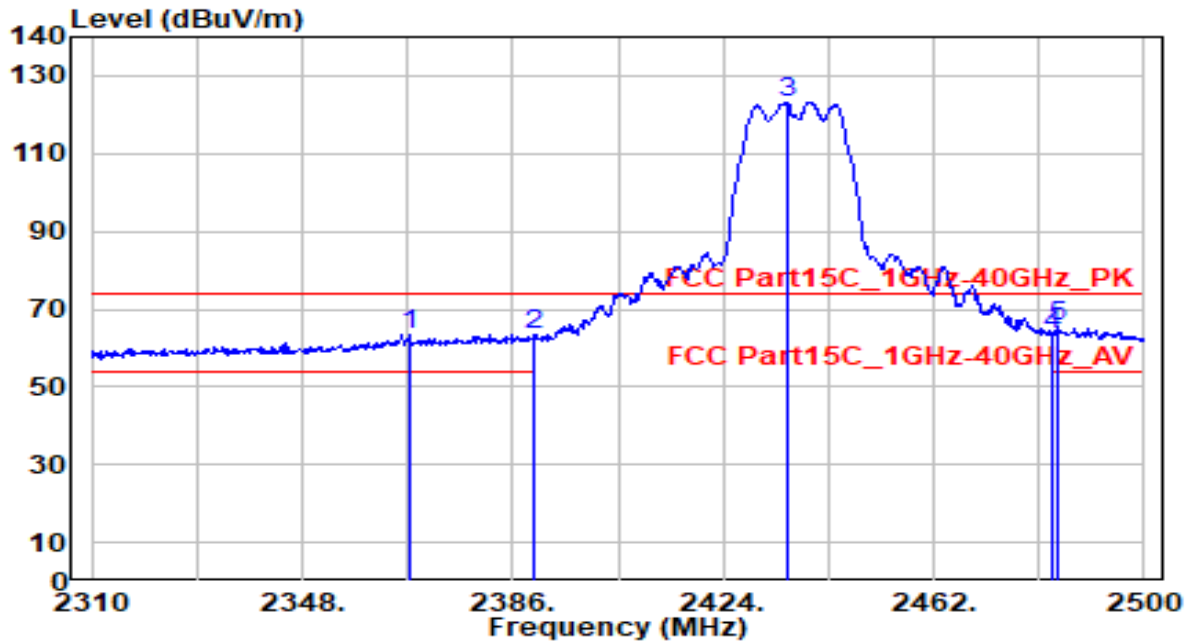


No	Frequency (MHz)	Reading (dBUV)	C.F (dB/m)	Measurement (dBUV/m)	Margin (dB)	Limit (dBUV/m)	Height (cm)	Angle (deg)	Remark (QP/PK/AV)
1	2388.271	14.73	30.61	45.34	-8.66	54.00	205	40	Average
2	2390.000	14.41	30.61	45.03	-8.97	54.00	205	40	Average
3	2439.191	70.34	30.76	101.11	N/A	N/A	205	40	Average
4	2483.500	15.06	30.91	45.97	-8.03	54.00	205	40	Average
5	* 2491.251	15.31	30.94	46.25	-7.75	54.00	205	40	Average

Note:

1. " *", means this data is the worst emission level.
2. C.F (Correction Factor) = Antenna Factor (dB)+ Cable Loss (dB).
3. Measurement (dBUV/m) = Reading(dBUV) + C.F (Correction Factor).
4. The emission levels of other frequencies are very lower than the limit and not show in test report.

EUT	AX7800 Tri-Band 8-Stream Wi-Fi 6 Router	Date of Test	2022-07-28
Factor	DRH18-E	Temp. / Humidity	25°C /65%
Polarity	Vertical	Site / Test Engineer	AC2 / Ares
Test Mode	802.11g_TX_CH 6_ANT 0+1	Test Voltage	AC 120V/60Hz

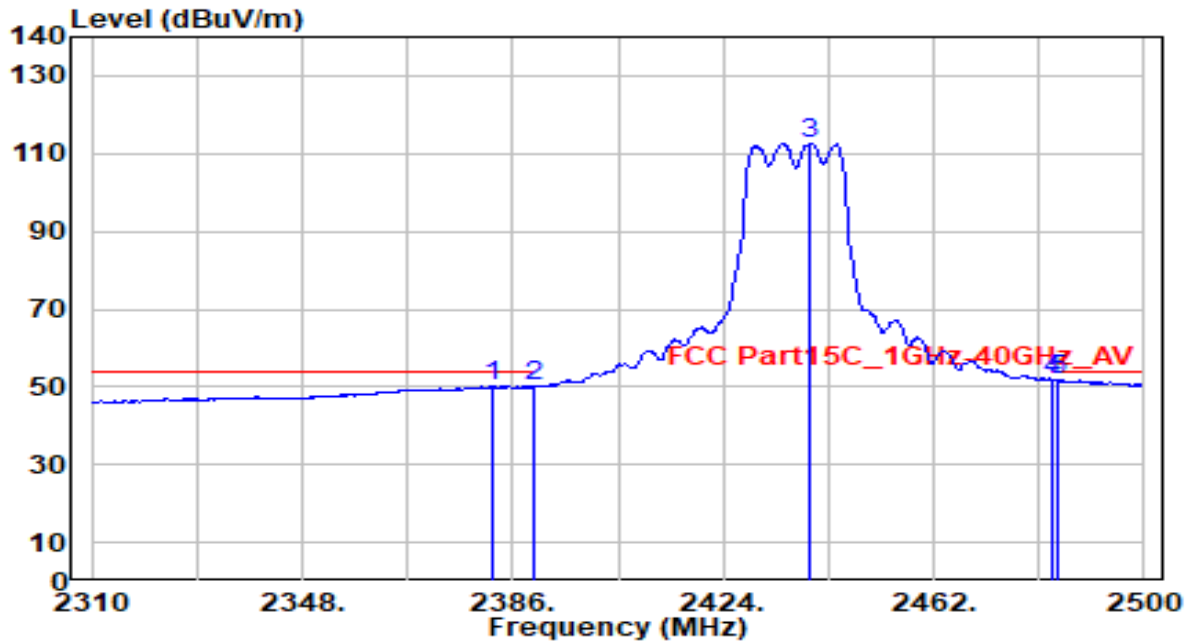


No	Frequency (MHz)	Reading (dBUV)	C.F (dB/m)	Measurement (dBUV/m)	Margin (dB)	Limit (dBUV/m)	Height (cm)	Angle (deg)	Remark (QP/PK/AV)
1	2367.380	32.91	30.58	63.49	-10.51	74.00	130	70	Peak
2	2390.000	32.66	30.61	63.27	-10.73	74.00	130	70	Peak
3	2435.590	92.50	30.75	123.25	N/A	N/A	130	70	Peak
4	2483.500	32.60	30.91	63.52	-10.48	74.00	130	70	Peak
5	* 2484.610	34.39	30.92	65.31	-8.69	74.00	130	70	Peak

Note:

1. " *", means this data is the worst emission level.
2. C.F (Correction Factor) = Antenna Factor (dB)+ Cable Loss (dB).
3. Measurement (dBUV/m) = Reading(dBUV) + C.F (Correction Factor).
4. The emission levels of other frequencies are very lower than the limit and not show in test report.

EUT	AX7800 Tri-Band 8-Stream Wi-Fi 6 Router	Date of Test	2022-07-28
Factor	DRH18-E	Temp. / Humidity	25°C /65%
Polarity	Vertical	Site / Test Engineer	AC2 / Ares
Test Mode	802.11g_TX_CH 6_ANT 0+1	Test Voltage	AC 120V/60Hz

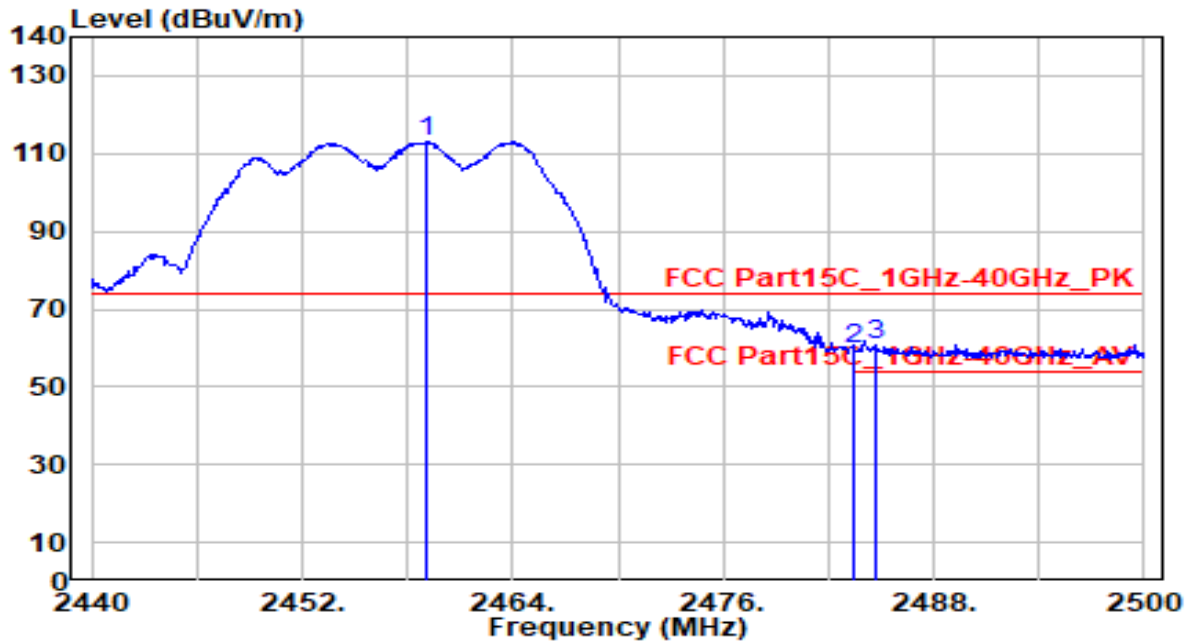


No	Frequency (MHz)	Reading (dBuV)	C.F (dB/m)	Measurement (dBuV/m)	Margin (dB)	Limit (dBuV/m)	Height (cm)	Angle (deg)	Remark (QP/PK/AV)
1	2382.390	19.59	30.60	50.19	-3.81	54.00	130	70	Average
2	2390.000	19.39	30.61	50.01	-3.99	54.00	130	70	Average
3	2439.580	81.94	30.76	112.70	N/A	N/A	130	70	Average
4	2483.500	20.71	30.91	51.63	-2.37	54.00	130	70	Average
5	* 2484.230	20.94	30.92	51.85	-2.15	54.00	130	70	Average

Note:

- "*" means this data is the worst emission level.
- C.F (Correction Factor) = Antenna Factor (dB)+ Cable Loss (dB).
- Measurement (dBuV/m) = Reading(dBuV) + C.F (Correction Factor).
- The emission levels of other frequencies are very lower than the limit and not show in test report.

EUT	AX7800 Tri-Band 8-Stream Wi-Fi 6 Router	Date of Test	2022-07-28
Factor	DRH18-E	Temp. / Humidity	25°C /65%
Polarity	Horizontal	Site / Test Engineer	AC2 / Ares
Test Mode	802.11g_TX_CH 10_ANT 0+1	Test Voltage	AC 120V/60Hz

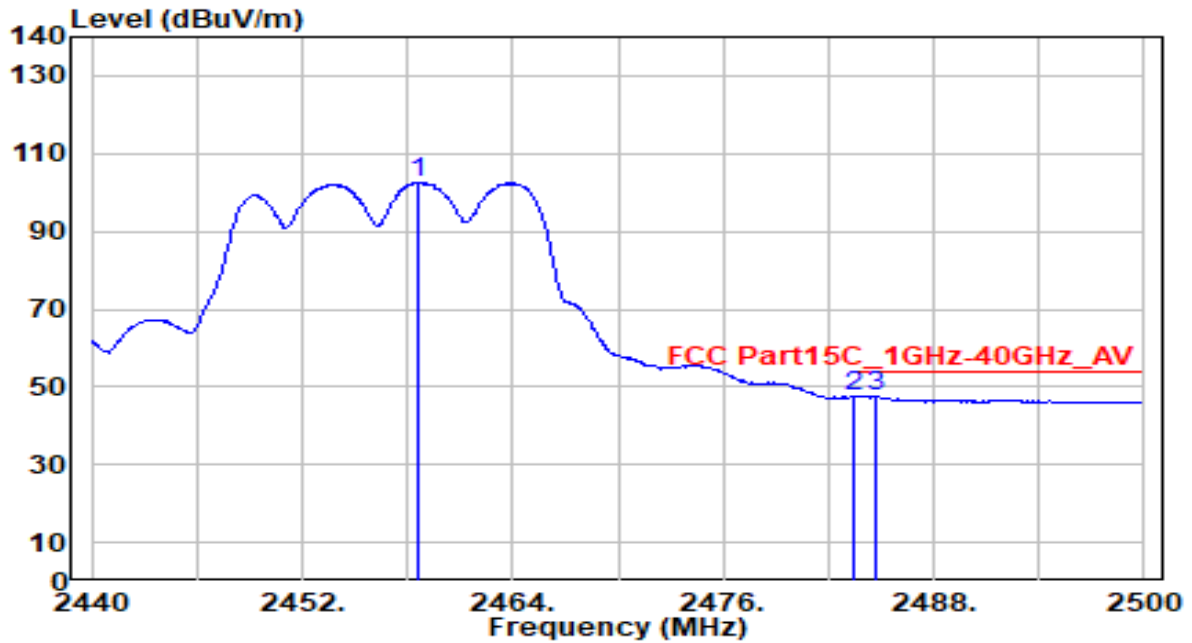


No	Frequency (MHz)	Reading (dBUV)	C.F (dB/m)	Measurement (dBUV/m)	Margin (dB)	Limit (dBUV/m)	Height (cm)	Angle (deg)	Remark (QP/PK/AV)
1	2459.020	82.08	30.83	112.91	N/A	N/A	140	45	Peak
2	2483.500	28.77	30.91	59.68	-14.32	74.00	140	45	Peak
3	* 2484.760	30.04	30.92	60.96	-13.04	74.00	140	45	Peak

Note:

1. " *", means this data is the worst emission level.
2. C.F (Correction Factor) = Antenna Factor (dB)+ Cable Loss (dB).
3. Measurement (dBUV/m) = Reading(dBUV) + C.F (Correction Factor).
4. The emission levels of other frequencies are very lower than the limit and not show in test report.

EUT	AX7800 Tri-Band 8-Stream Wi-Fi 6 Router	Date of Test	2022-07-28
Factor	DRH18-E	Temp. / Humidity	25°C /65%
Polarity	Horizontal	Site / Test Engineer	AC2 / Ares
Test Mode	802.11g_TX_CH 10_ANT 0+1	Test Voltage	AC 120V/60Hz

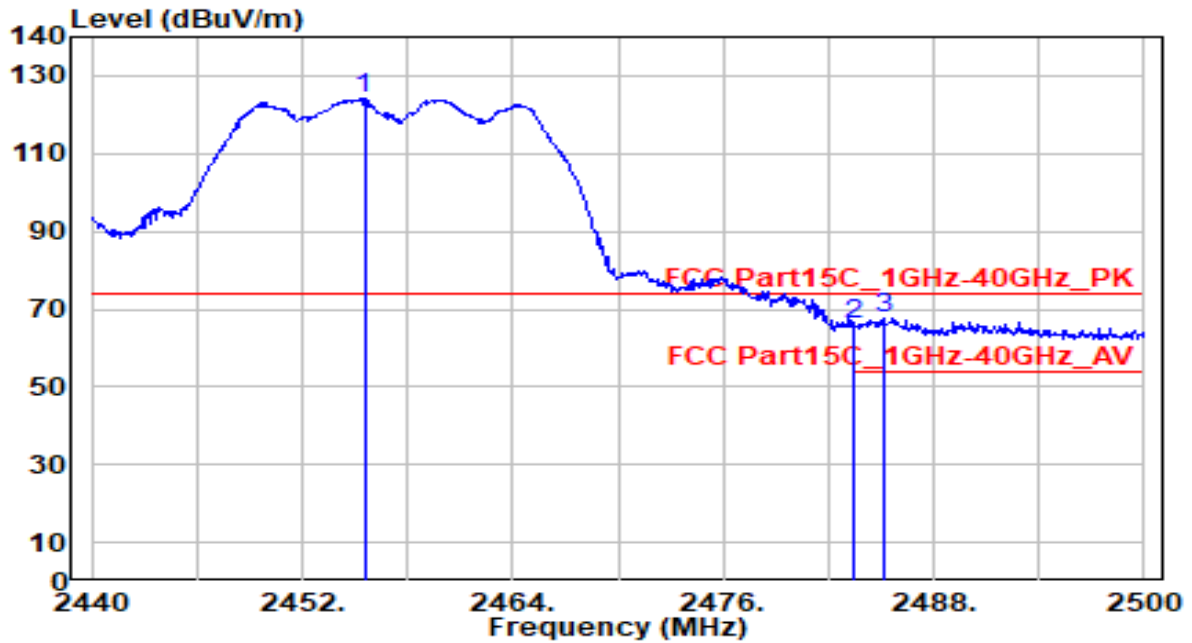


No	Frequency (MHz)	Reading (dBuV)	C.F (dB/m)	Measurement (dBuV/m)	Margin (dB)	Limit (dBuV/m)	Height (cm)	Angle (deg)	Remark (QP/PK/AV)
1	2458.540	71.69	30.83	102.52	N/A	N/A	140	45	Average
2	* 2483.500	16.58	30.91	47.49	-6.51	54.00	140	45	Average
3	2484.640	16.51	30.92	47.43	-6.57	54.00	140	45	Average

Note:

1. " *", means this data is the worst emission level.
2. C.F (Correction Factor) = Antenna Factor (dB)+ Cable Loss (dB).
3. Measurement (dBuV/m) = Reading(dBuV) + C.F (Correction Factor).
4. The emission levels of other frequencies are very lower than the limit and not show in test report.

EUT	AX7800 Tri-Band 8-Stream Wi-Fi 6 Router	Date of Test	2022-07-28
Factor	DRH18-E	Temp. / Humidity	25°C /65%
Polarity	Vertical	Site / Test Engineer	AC2 / Ares
Test Mode	802.11g_TX_CH 10_ANT 0+1	Test Voltage	AC 120V/60Hz

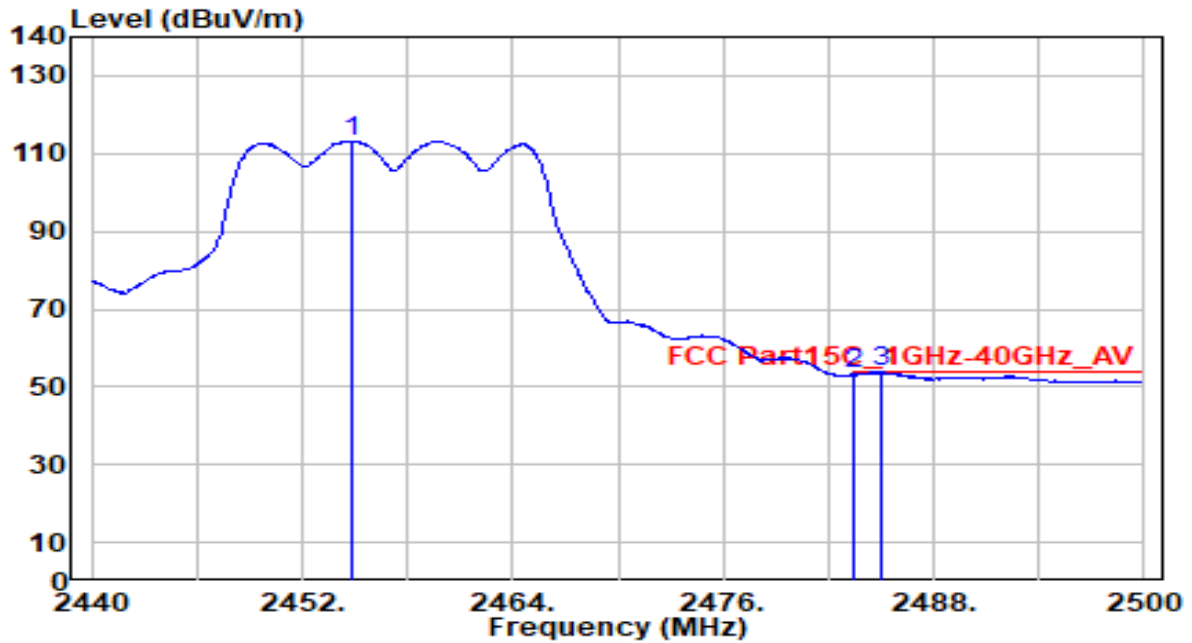


No	Frequency (MHz)	Reading (dBuV)	C.F (dB/m)	Measurement (dBuV/m)	Margin (dB)	Limit (dBuV/m)	Height (cm)	Angle (deg)	Remark (QP/PK/AV)
1	2455.540	93.46	30.82	124.28	N/A	N/A	160	70	Peak
2	2483.500	34.95	30.91	65.86	-8.14	74.00	160	70	Peak
3	* 2485.120	36.56	30.92	67.48	-6.52	74.00	160	70	Peak

Note:

1. " *", means this data is the worst emission level.
2. C.F (Correction Factor) = Antenna Factor (dB)+ Cable Loss (dB).
3. Measurement (dBuV/m) = Reading(dBuV) + C.F (Correction Factor).
4. The emission levels of other frequencies are very lower than the limit and not show in test report.

EUT	AX7800 Tri-Band 8-Stream Wi-Fi 6 Router	Date of Test	2022-07-28
Factor	DRH18-E	Temp. / Humidity	25°C /65%
Polarity	Vertical	Site / Test Engineer	AC2 / Ares
Test Mode	802.11g_TX_CH 10_ANT 0+1	Test Voltage	AC 120V/60Hz

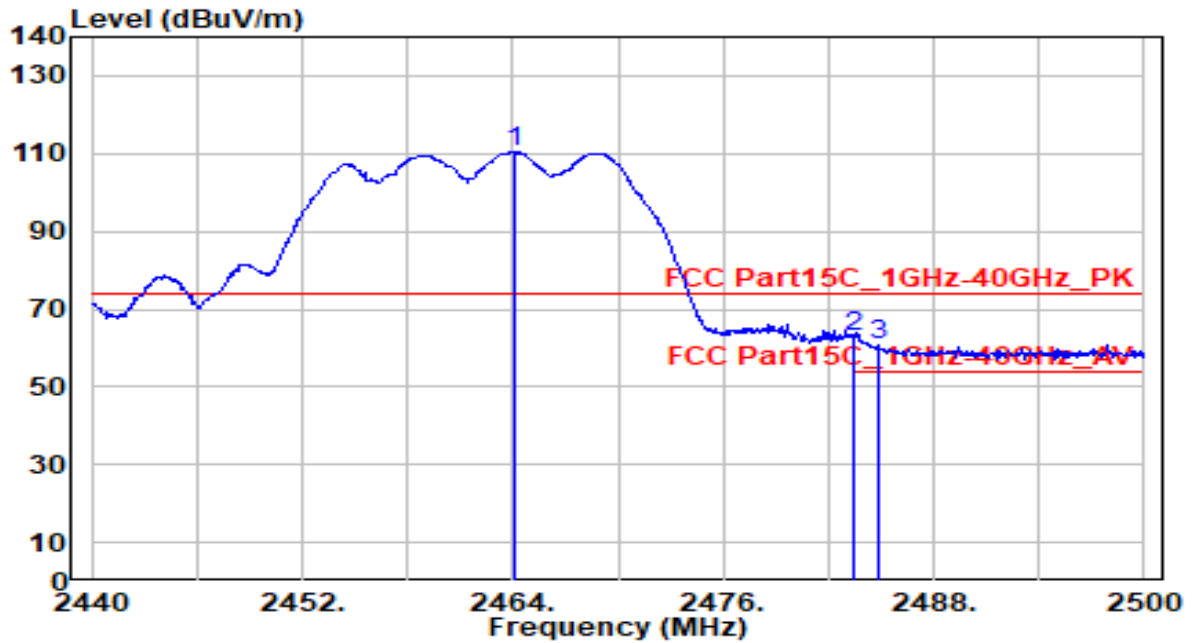


No	Frequency (MHz)	Reading (dBuV)	C.F (dB/m)	Measurement (dBuV/m)	Margin (dB)	Limit (dBuV/m)	Height (cm)	Angle (deg)	Remark (QP/PK/AV)
1	2454.820	82.49	30.82	113.31	N/A	N/A	160	70	Average
2	2483.500	22.35	30.91	53.26	-0.74	54.00	160	70	Average
3	* 2484.940	22.95	30.92	53.87	-0.13	54.00	160	70	Average

Note:

1. " *", means this data is the worst emission level.
2. C.F (Correction Factor) = Antenna Factor (dB)+ Cable Loss (dB).
3. Measurement (dBuV/m) = Reading(dBuV) + C.F (Correction Factor).
4. The emission levels of other frequencies are very lower than the limit and not show in test report.

EUT	AX7800 Tri-Band 8-Stream Wi-Fi 6 Router	Date of Test	2022-07-28
Factor	DRH18-E	Temp. / Humidity	25°C /65%
Polarity	Horizontal	Site / Test Engineer	AC2 / Ares
Test Mode	802.11g_TX_CH 11_ANT 0+1	Test Voltage	AC 120V/60Hz

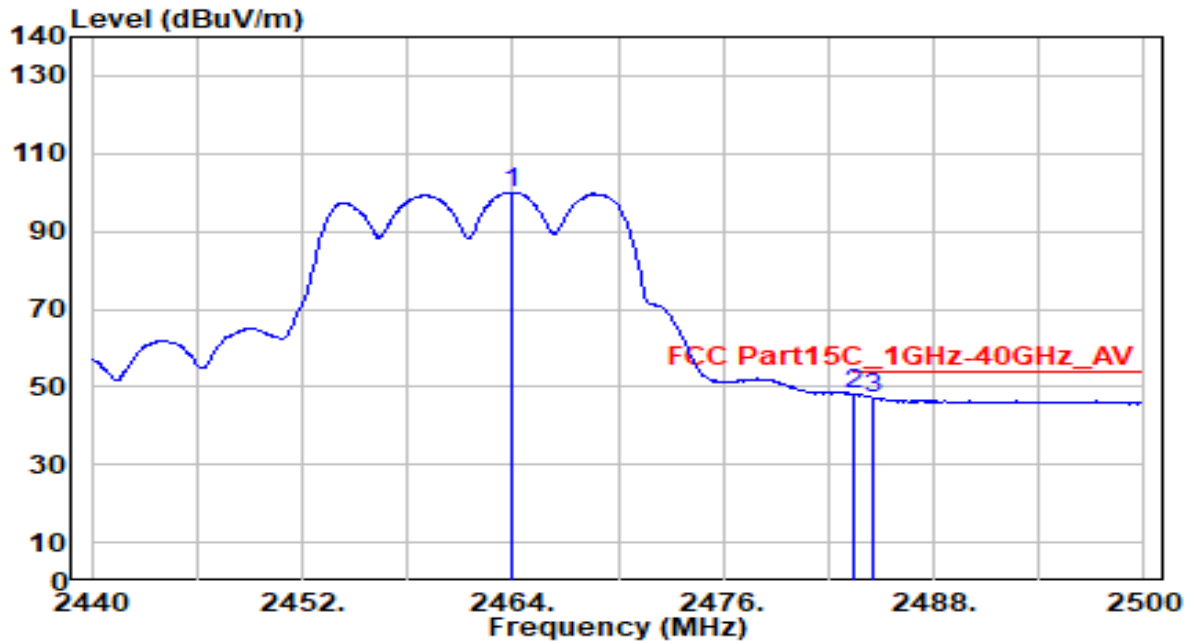


No	Frequency (MHz)	Reading (dBUV)	C.F (dB/m)	Measurement (dBUV/m)	Margin (dB)	Limit (dBUV/m)	Height (cm)	Angle (deg)	Remark (QP/PK/AV)
1	2464.120	79.63	30.85	110.47	N/A	N/A	110	45	Peak
2	* 2483.500	32.01	30.91	62.92	-11.08	74.00	110	45	Peak
3	2484.880	29.69	30.92	60.61	-13.39	74.00	110	45	Peak

Note:

1. " *", means this data is the worst emission level.
2. C.F (Correction Factor) = Antenna Factor (dB)+ Cable Loss (dB).
3. Measurement (dBUV/m) = Reading(dBUV) + C.F (Correction Factor).
4. The emission levels of other frequencies are very lower than the limit and not show in test report.

EUT	AX7800 Tri-Band 8-Stream Wi-Fi 6 Router	Date of Test	2022-07-28
Factor	DRH18-E	Temp. / Humidity	25°C /65%
Polarity	Horizontal	Site / Test Engineer	AC2 / Ares
Test Mode	802.11g_TX_CH 11_ANT 0+1	Test Voltage	AC 120V/60Hz

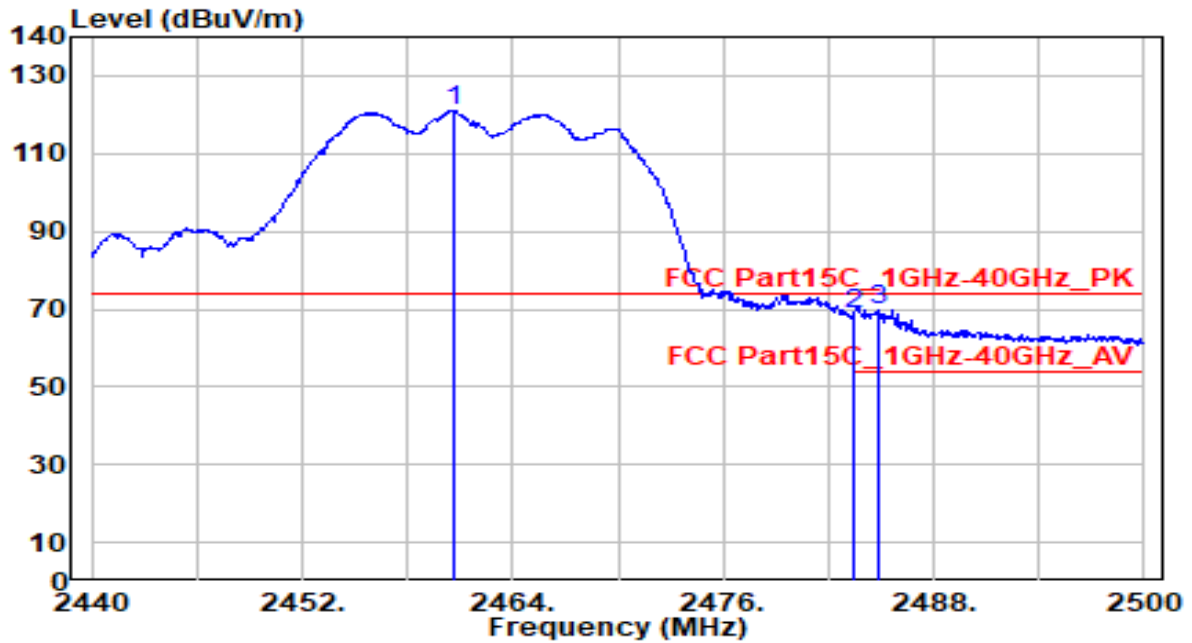


No	Frequency (MHz)	Reading (dBuV)	C.F (dB/m)	Measurement (dBuV/m)	Margin (dB)	Limit (dBuV/m)	Height (cm)	Angle (deg)	Remark (QP/PK/AV)
1	2464.000	69.07	30.85	99.92	N/A	N/A	110	45	Average
2	* 2483.500	17.09	30.91	48.01	-5.99	54.00	110	45	Average
3	2484.580	16.32	30.92	47.24	-6.76	54.00	110	45	Average

Note:

1. " *", means this data is the worst emission level.
2. C.F (Correction Factor) = Antenna Factor (dB)+ Cable Loss (dB).
3. Measurement (dBuV/m) = Reading(dBuV) + C.F (Correction Factor).
4. The emission levels of other frequencies are very lower than the limit and not show in test report.

EUT	AX7800 Tri-Band 8-Stream Wi-Fi 6 Router	Date of Test	2022-07-28
Factor	DRH18-E	Temp. / Humidity	25°C /65%
Polarity	Vertical	Site / Test Engineer	AC2 / Ares
Test Mode	802.11g_TX_CH 11_ANT 0+1	Test Voltage	AC 120V/60Hz

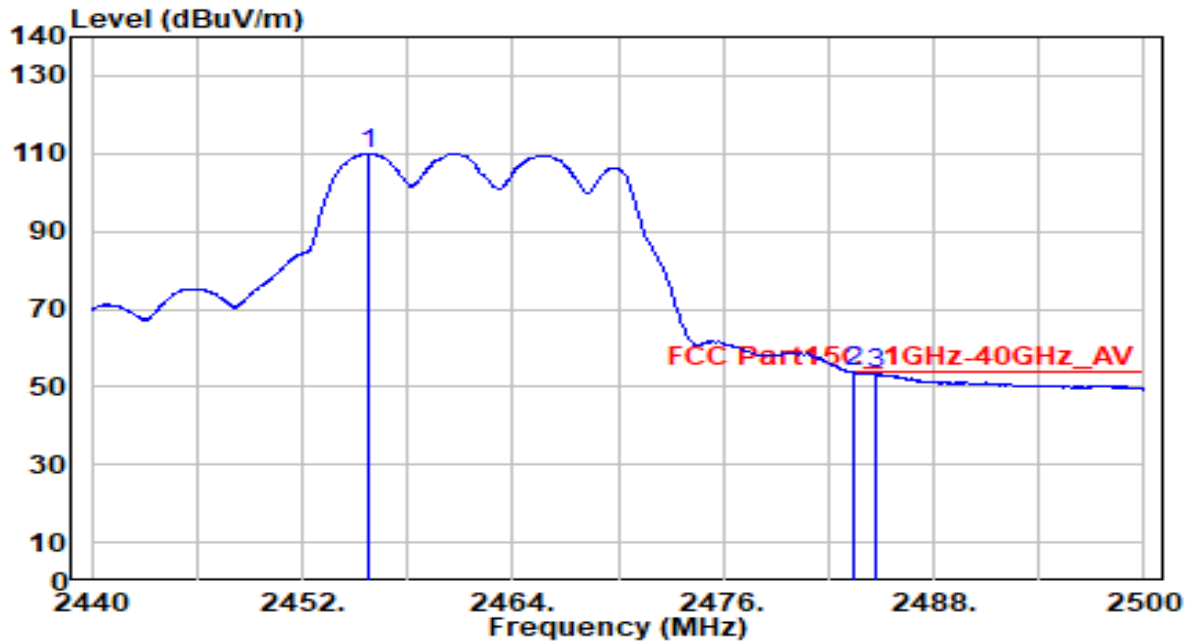


No	Frequency (MHz)	Reading (dBUV)	C.F (dB/m)	Measurement (dBUV/m)	Margin (dB)	Limit (dBUV/m)	Height (cm)	Angle (deg)	Remark (QP/PK/AV)
1	2460.580	90.20	30.84	121.03	N/A	N/A	130	55	Peak
2	2483.500	37.65	30.91	68.56	-5.44	74.00	130	55	Peak
3	* 2484.880	38.99	30.92	69.91	-4.09	74.00	130	55	Peak

Note:

1. " *", means this data is the worst emission level.
2. C.F (Correction Factor) = Antenna Factor (dB)+ Cable Loss (dB).
3. Measurement (dBUV/m) = Reading(dBUV) + C.F (Correction Factor).
4. The emission levels of other frequencies are very lower than the limit and not show in test report.

EUT	AX7800 Tri-Band 8-Stream Wi-Fi 6 Router	Date of Test	2022-07-28
Factor	DRH18-E	Temp. / Humidity	25°C /65%
Polarity	Vertical	Site / Test Engineer	AC2 / Ares
Test Mode	802.11g_TX_CH 11_ANT 0+1	Test Voltage	AC 120V/60Hz

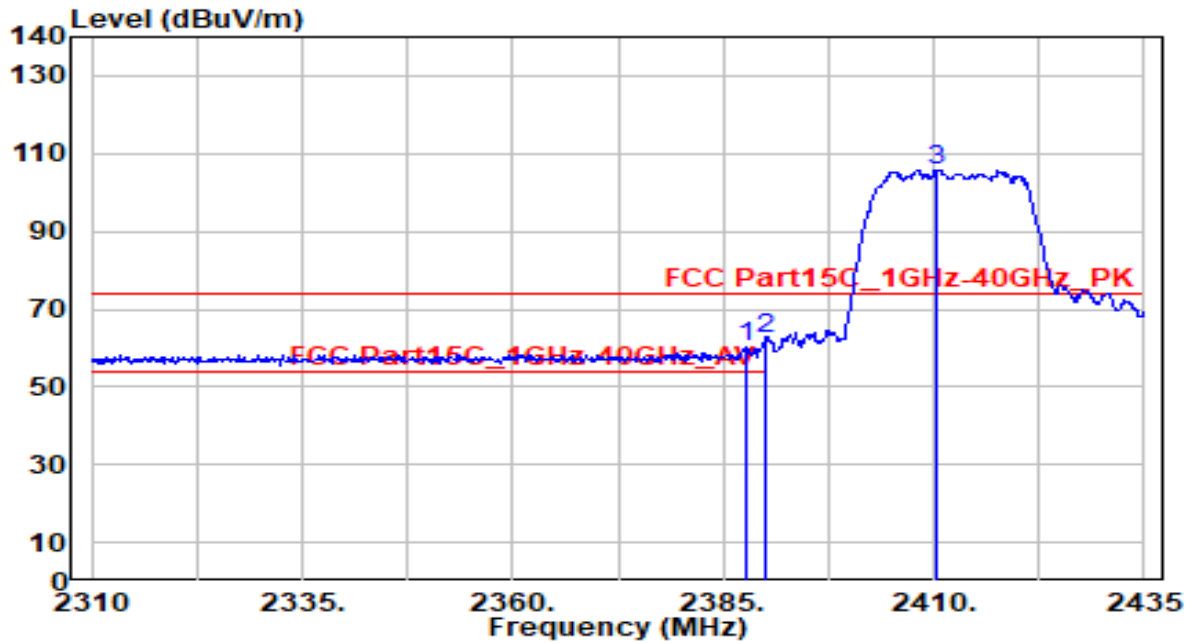


No	Frequency (MHz)	Reading (dBUV)	C.F (dB/m)	Measurement (dBUV/m)	Margin (dB)	Limit (dBUV/m)	Height (cm)	Angle (deg)	Remark (QP/PK/AV)
1	2455.780	79.27	30.82	110.09	N/A	N/A	130	55	Average
2	* 2483.500	22.97	30.91	53.89	-0.11	54.00	130	55	Average
3	2484.640	22.62	30.92	53.54	-0.46	54.00	130	55	Average

Note:

1. " *", means this data is the worst emission level.
2. C.F (Correction Factor) = Antenna Factor (dB)+ Cable Loss (dB).
3. Measurement (dBUV/m) = Reading(dBUV) + C.F (Correction Factor).
4. The emission levels of other frequencies are very lower than the limit and not show in test report.

EUT	AX7800 Tri-Band 8-Stream Wi-Fi 6 Router	Date of Test	2022-07-28
Factor	DRH18-E	Temp. / Humidity	25°C /65%
Polarity	Horizontal	Site / Test Engineer	AC2 / Ares
Test Mode	802.11n-20MHz_TX_CH 1_ANT 0+1	Test Voltage	AC 120V/60Hz

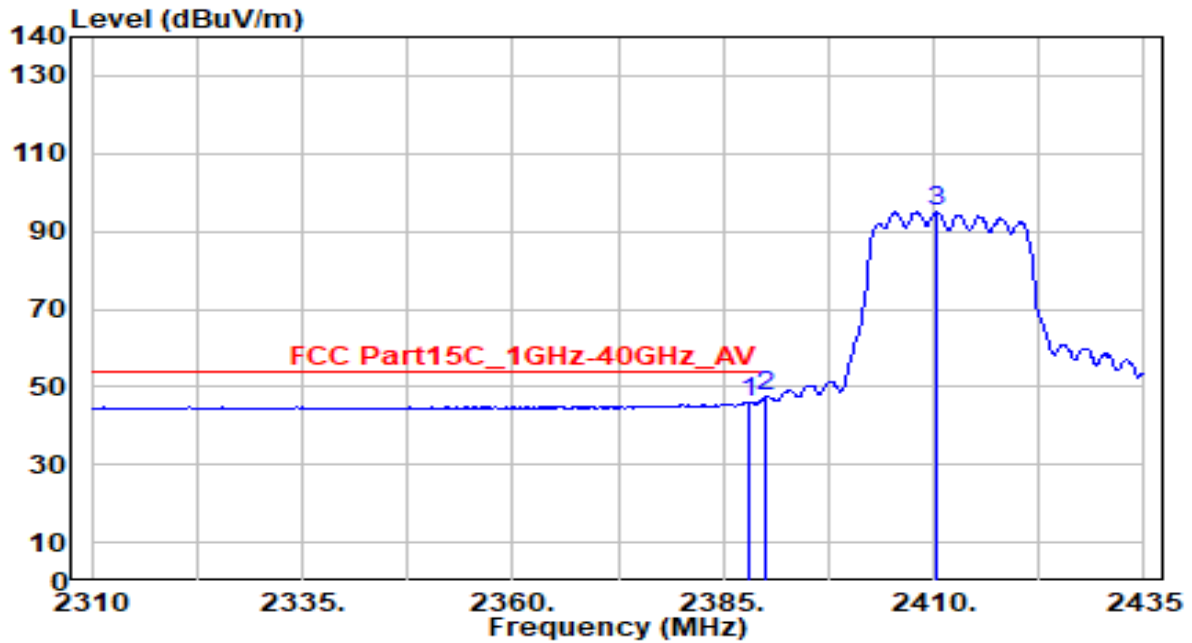


No	Frequency (MHz)	Reading (dBuV)	C.F (dB/m)	Measurement (dBuV/m)	Margin (dB)	Limit (dBuV/m)	Height (cm)	Angle (deg)	Remark (QP/PK/AV)
1	2387.750	29.48	30.61	60.09	-13.91	74.00	175	70	Peak
2	* 2390.000	31.90	30.61	62.51	-11.49	74.00	175	70	Peak
3	2410.375	75.20	30.66	105.86	N/A	N/A	175	70	Peak

Note:

1. " *", means this data is the worst emission level.
2. C.F (Correction Factor) = Antenna Factor (dB)+ Cable Loss (dB).
3. Measurement (dBuV/m) = Reading(dBuV) + C.F (Correction Factor).
4. The emission levels of other frequencies are very lower than the limit and not show in test report.

EUT	AX7800 Tri-Band 8-Stream Wi-Fi 6 Router	Date of Test	2022-07-28
Factor	DRH18-E	Temp. / Humidity	25°C /65%
Polarity	Horizontal	Site / Test Engineer	AC2 / Ares
Test Mode	802.11n-20MHz_TX_CH 1_ANT 0+1	Test Voltage	AC 120V/60Hz

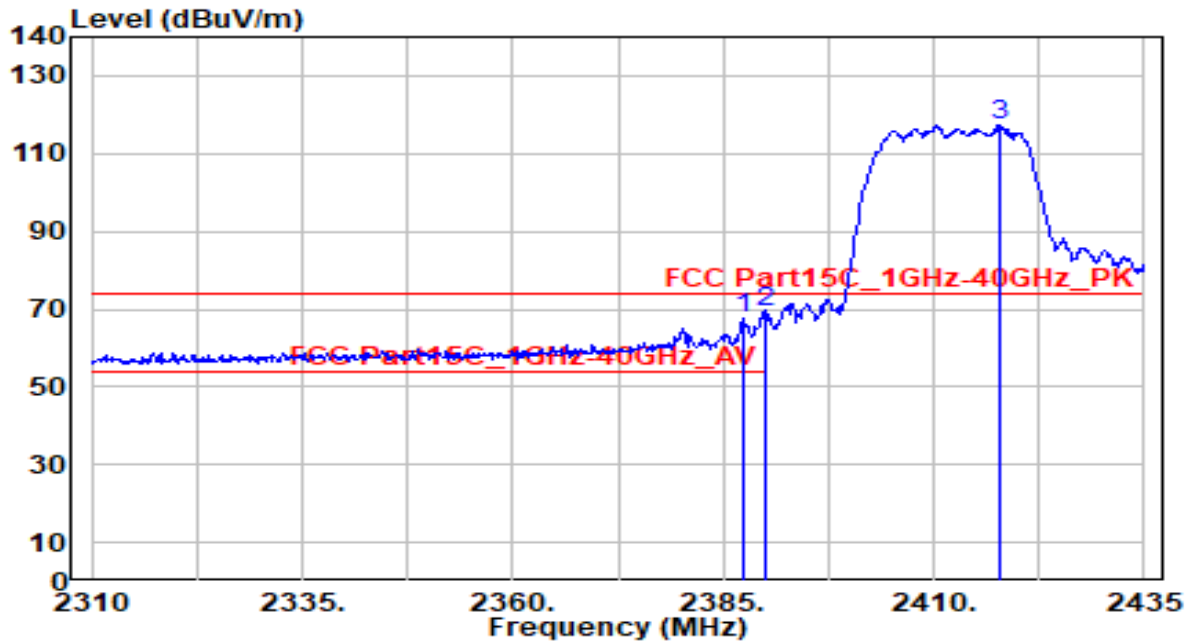


No	Frequency (MHz)	Reading (dBuV)	C.F (dB/m)	Measurement (dBuV/m)	Margin (dB)	Limit (dBuV/m)	Height (cm)	Angle (deg)	Remark (QP/PK/AV)
1	2388.000	15.57	30.61	46.18	-7.82	54.00	175	70	Average
2	* 2390.000	16.70	30.61	47.32	-6.68	54.00	175	70	Average
3	2410.375	64.26	30.66	94.92	N/A	N/A	175	70	Average

Note:

1. " *", means this data is the worst emission level.
2. C.F (Correction Factor) = Antenna Factor (dB)+ Cable Loss (dB).
3. Measurement (dBuV/m) = Reading(dBuV) + C.F (Correction Factor).
4. The emission levels of other frequencies are very lower than the limit and not show in test report.

EUT	AX7800 Tri-Band 8-Stream Wi-Fi 6 Router	Date of Test	2022-07-28
Factor	DRH18-E	Temp. / Humidity	25°C /65%
Polarity	Vertical	Site / Test Engineer	AC2 / Ares
Test Mode	802.11n-20MHz_TX_CH 1_ANT 0+1	Test Voltage	AC 120V/60Hz

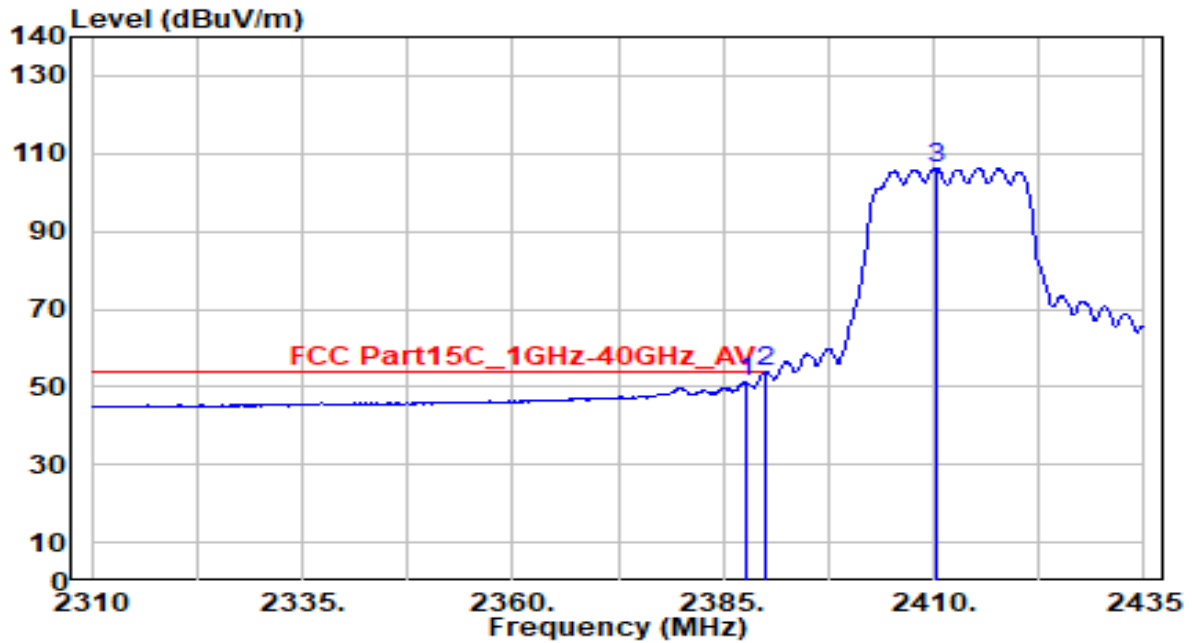


No	Frequency (MHz)	Reading (dBuV)	C.F (dB/m)	Measurement (dBuV/m)	Margin (dB)	Limit (dBuV/m)	Height (cm)	Angle (deg)	Remark (QP/PK/AV)
1	2387.375	36.81	30.61	67.42	-6.58	74.00	170	55	Peak
2	* 2390.000	38.74	30.61	69.35	-4.65	74.00	170	55	Peak
3	2417.750	86.52	30.69	117.21	N/A	N/A	170	55	Peak

Note:

1. " *", means this data is the worst emission level.
2. C.F (Correction Factor) = Antenna Factor (dB)+ Cable Loss (dB).
3. Measurement (dBuV/m) = Reading(dBuV) + C.F (Correction Factor).
4. The emission levels of other frequencies are very lower than the limit and not show in test report.

EUT	AX7800 Tri-Band 8-Stream Wi-Fi 6 Router	Date of Test	2022-07-28
Factor	DRH18-E	Temp. / Humidity	25°C /65%
Polarity	Vertical	Site / Test Engineer	AC2 / Ares
Test Mode	802.11n-20MHz_TX_CH 1_ANT 0+1	Test Voltage	AC 120V/60Hz

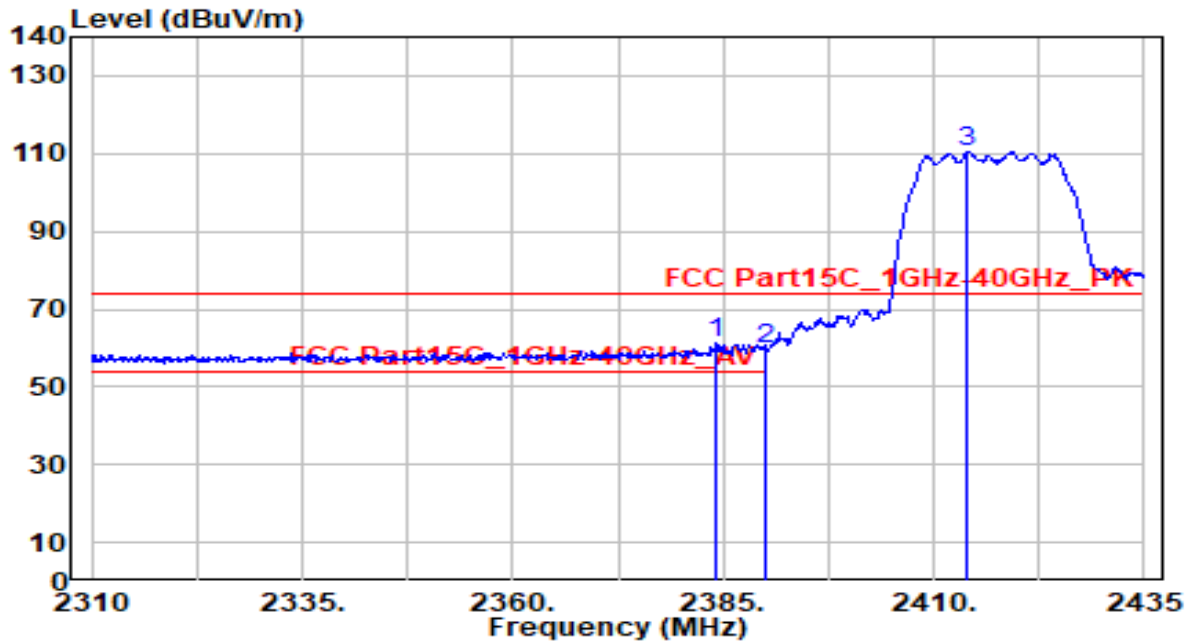


No	Frequency (MHz)	Reading (dBuV)	C.F (dB/m)	Measurement (dBuV/m)	Margin (dB)	Limit (dBuV/m)	Height (cm)	Angle (deg)	Remark (QP/PK/AV)
1	2387.625	20.51	30.61	51.12	-2.88	54.00	170	55	Average
2	* 2390.000	23.24	30.61	53.86	-0.14	54.00	170	55	Average
3	2410.375	75.59	30.66	106.25	N/A	N/A	170	55	Average

Note:

1. " *", means this data is the worst emission level.
2. C.F (Correction Factor) = Antenna Factor (dB)+ Cable Loss (dB).
3. Measurement (dBuV/m) = Reading(dBuV) + C.F (Correction Factor).
4. The emission levels of other frequencies are very lower than the limit and not show in test report.

EUT	AX7800 Tri-Band 8-Stream Wi-Fi 6 Router	Date of Test	2022-07-28
Factor	DRH18-E	Temp. / Humidity	25°C /65%
Polarity	Horizontal	Site / Test Engineer	AC2 / Ares
Test Mode	802.11n-20MHz_TX_CH 2_ANT 0+1	Test Voltage	AC 120V/60Hz

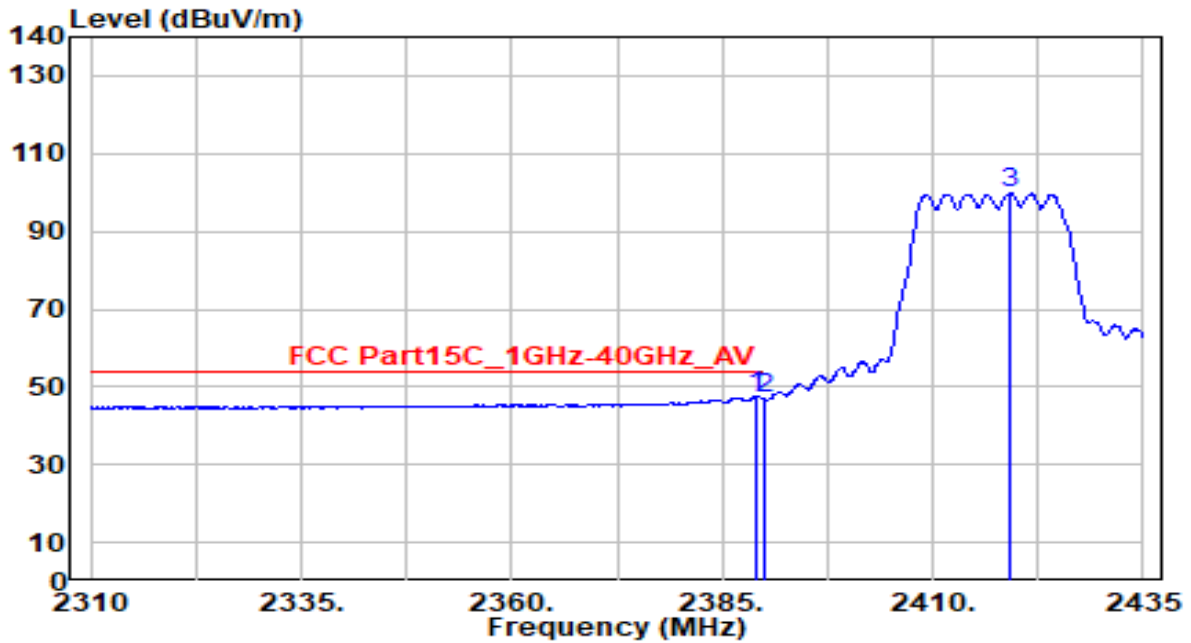


No	Frequency (MHz)	Reading (dBuV)	C.F (dB/m)	Measurement (dBuV/m)	Margin (dB)	Limit (dBuV/m)	Height (cm)	Angle (deg)	Remark (QP/PK/AV)	
1	*	2384.250	30.92	30.61	61.52	-12.48	74.00	165	70	Peak
2		2390.000	28.93	30.61	59.54	-14.46	74.00	165	70	Peak
3		2414.000	79.89	30.68	110.57	N/A	N/A	165	70	Peak

Note:

1. "*" , means this data is the worst emission level.
2. C.F (Correction Factor) = Antenna Factor (dB)+ Cable Loss (dB).
3. Measurement (dBuV/m) = Reading(dBuV) + C.F (Correction Factor).
4. The emission levels of other frequencies are very lower than the limit and not show in test report.

EUT	AX7800 Tri-Band 8-Stream Wi-Fi 6 Router	Date of Test	2022-07-28
Factor	DRH18-E	Temp. / Humidity	25°C /65%
Polarity	Horizontal	Site / Test Engineer	AC2 / Ares
Test Mode	802.11n-20MHz_TX_CH 2_ANT 0+1	Test Voltage	AC 120V/60Hz

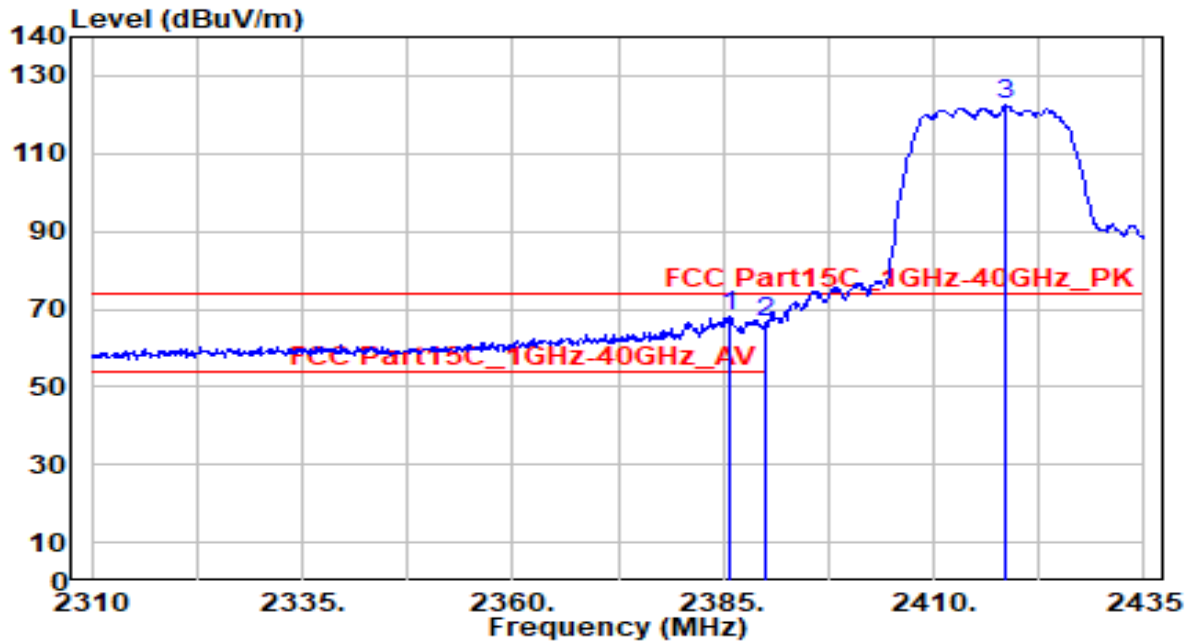


No	Frequency (MHz)	Reading (dBuV)	C.F (dB/m)	Measurement (dBuV/m)	Margin (dB)	Limit (dBuV/m)	Height (cm)	Angle (deg)	Remark (QP/PK/AV)	
1	*	2389.000	17.04	30.61	47.66	-6.34	54.00	165	70	Average
2		2390.000	16.34	30.61	46.95	-7.05	54.00	165	70	Average
3		2419.125	69.12	30.69	99.81	N/A	N/A	165	70	Average

Note:

1. " *", means this data is the worst emission level.
2. C.F (Correction Factor) = Antenna Factor (dB)+ Cable Loss (dB).
3. Measurement (dBuV/m) = Reading(dBuV) + C.F (Correction Factor).
4. The emission levels of other frequencies are very lower than the limit and not show in test report.

EUT	AX7800 Tri-Band 8-Stream Wi-Fi 6 Router	Date of Test	2022-07-28
Factor	DRH18-E	Temp. / Humidity	25°C /65%
Polarity	Vertical	Site / Test Engineer	AC2 / Ares
Test Mode	802.11n-20MHz_TX_CH 2_ANT 0+1	Test Voltage	AC 120V/60Hz

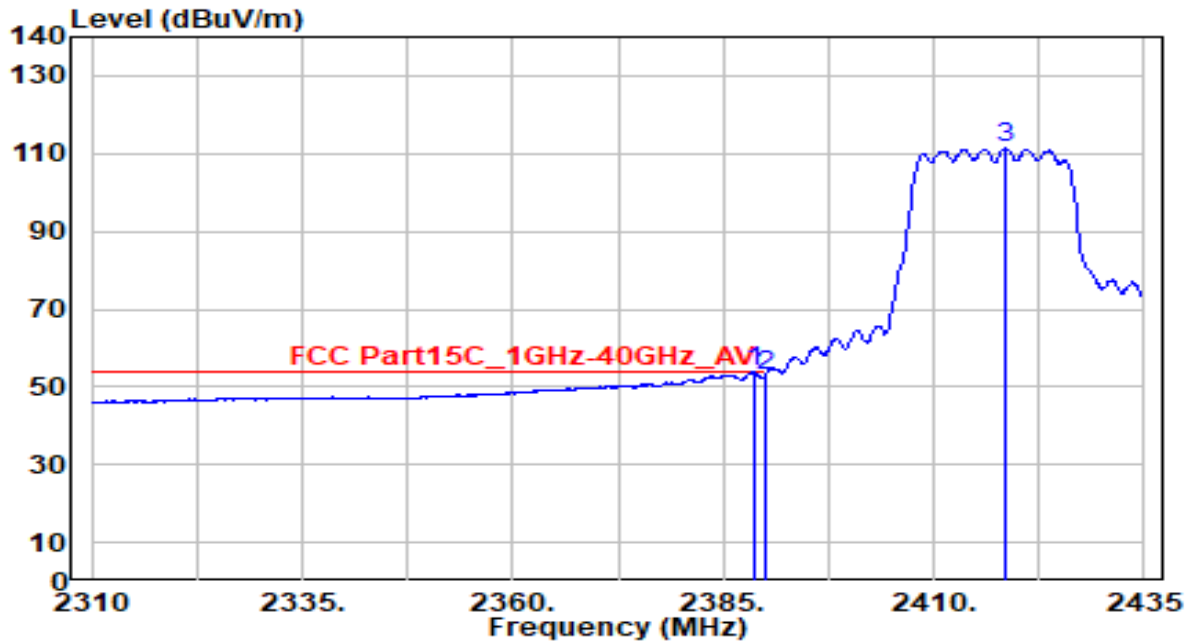


No	Frequency (MHz)	Reading (dBuV)	C.F (dB/m)	Measurement (dBuV/m)	Margin (dB)	Limit (dBuV/m)	Height (cm)	Angle (deg)	Remark (QP/PK/AV)	
1	*	2385.625	37.34	30.61	67.94	-6.06	74.00	155	65	Peak
2		2390.000	35.70	30.61	66.31	-7.69	74.00	155	65	Peak
3		2418.500	91.67	30.69	122.36	N/A	N/A	155	65	Peak

Note:

1. " *", means this data is the worst emission level.
2. C.F (Correction Factor) = Antenna Factor (dB)+ Cable Loss (dB) – Preamplifier(dB).
3. Measurement (dBuV/m) = Reading(dBuV) + C.F (Correction Factor).
4. The emission levels of other frequencies are very lower than the limit and not show in test report.

EUT	AX7800 Tri-Band 8-Stream Wi-Fi 6 Router	Date of Test	2022-07-28
Factor	DRH18-E	Temp. / Humidity	25°C /65%
Polarity	Vertical	Site / Test Engineer	AC2 / Ares
Test Mode	802.11n-20MHz_TX_CH 2_ANT 0+1	Test Voltage	AC 120V/60Hz

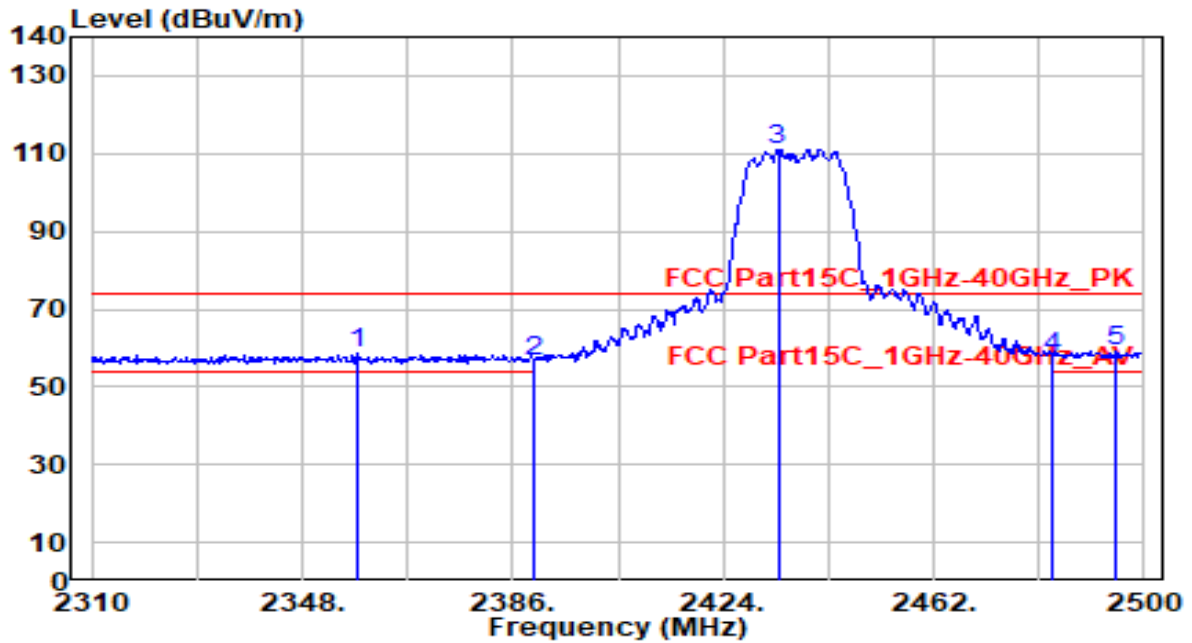


No	Frequency (MHz)	Reading (dBuV)	C.F (dB/m)	Measurement (dBuV/m)	Margin (dB)	Limit (dBuV/m)	Height (cm)	Angle (deg)	Remark (QP/PK/AV)
1	*	23.23	30.61	53.84	-0.16	54.00	155	65	Average
2		22.29	30.61	52.90	-1.10	54.00	155	65	Average
3		80.59	30.69	111.28	N/A	N/A	155	65	Average

Note:

1. " *", means this data is the worst emission level.
2. C.F (Correction Factor) = Antenna Factor (dB)+ Cable Loss (dB) – Preamplifier(dB).
3. Measurement (dBuV/m) = Reading(dBuV) + C.F (Correction Factor).
4. The emission levels of other frequencies are very lower than the limit and not show in test report.

EUT	AX7800 Tri-Band 8-Stream Wi-Fi 6 Router	Date of Test	2022-07-28
Factor	DRH18-E	Temp. / Humidity	25°C /65%
Polarity	Horizontal	Site / Test Engineer	AC2 / Ares
Test Mode	802.11n-20MHz_TX_CH 6_ANT 0+1	Test Voltage	AC 120V/60Hz

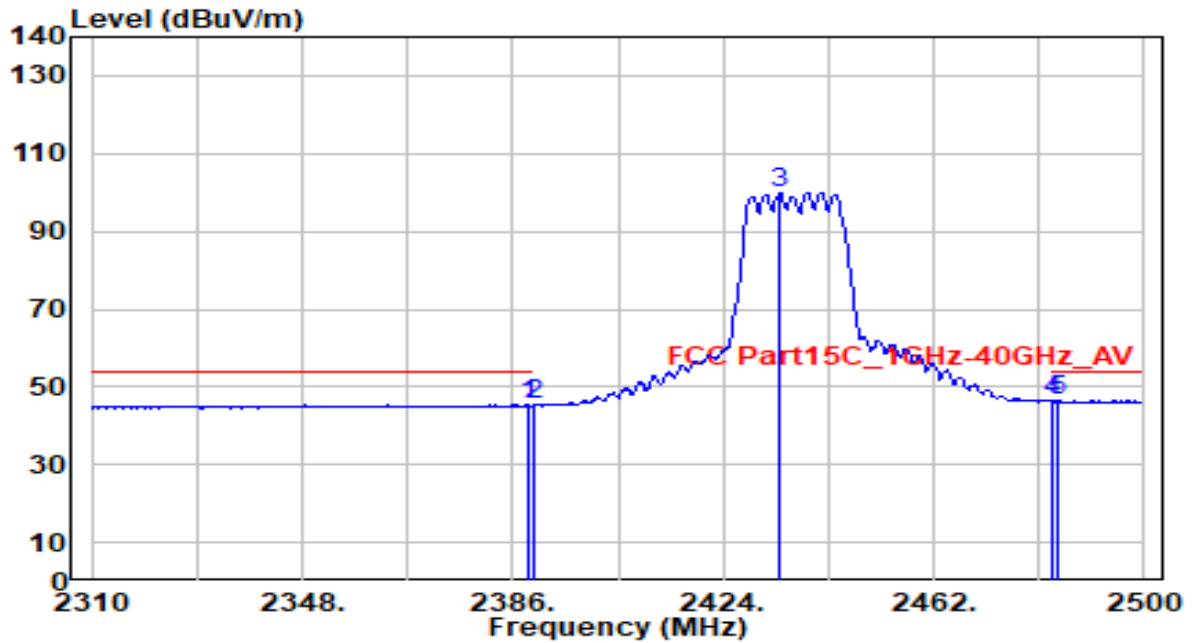


No	Frequency (MHz)	Reading (dBuV)	C.F (dB/m)	Measurement (dBuV/m)	Margin (dB)	Limit (dBuV/m)	Height (cm)	Angle (deg)	Remark (QP/PK/AV)
1	2358.070	28.09	30.57	58.66	-15.34	74.00	200	40	Peak
2	2390.000	26.15	30.61	56.77	-17.23	74.00	200	40	Peak
3	2433.880	80.43	30.74	111.17	N/A	N/A	200	40	Peak
4	2483.500	26.84	30.91	57.75	-16.25	74.00	200	40	Peak
5	* 2494.870	28.47	30.95	59.42	-14.58	74.00	200	40	Peak

Note:

- "*" means this data is the worst emission level.
- C.F (Correction Factor) = Antenna Factor (dB)+ Cable Loss (dB).
- Measurement (dBuV/m) = Reading(dBuV) + C.F (Correction Factor).
- The emission levels of other frequencies are very lower than the limit and not show in test report.

EUT	AX7800 Tri-Band 8-Stream Wi-Fi 6 Router	Date of Test	2022-07-28
Factor	DRH18-E	Temp. / Humidity	25°C /65%
Polarity	Horizontal	Site / Test Engineer	AC2 / Ares
Test Mode	802.11n-20MHz_TX_CH 6_ANT 0+1	Test Voltage	AC 120V/60Hz

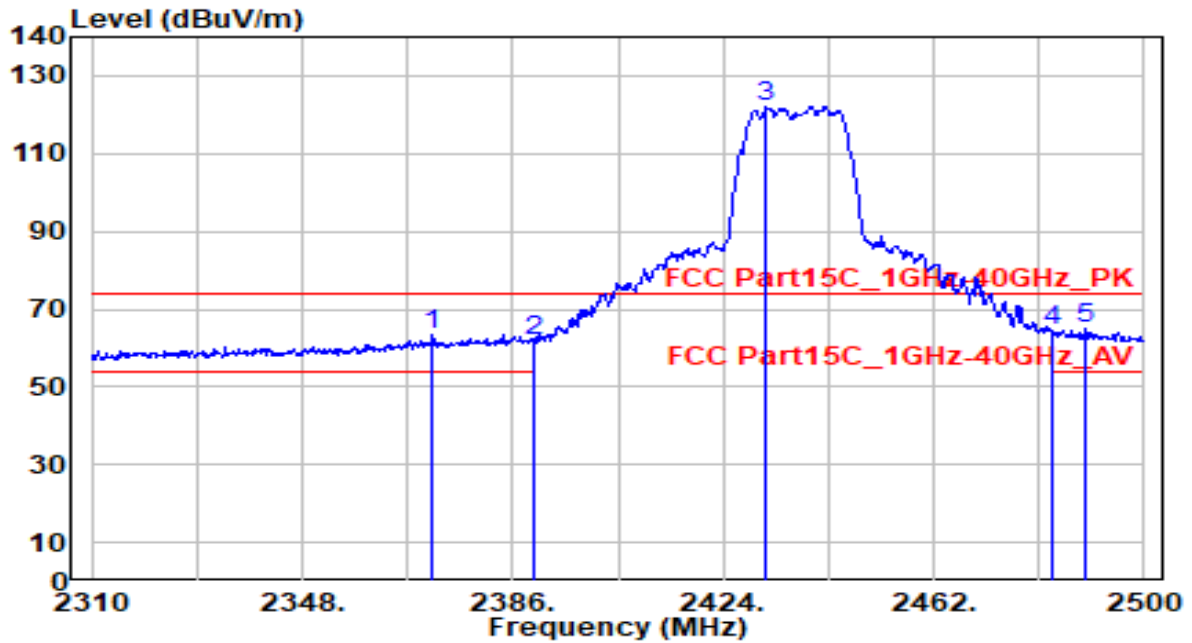


No	Frequency (MHz)	Reading (dBuV)	C.F (dB/m)	Measurement (dBuV/m)	Margin (dB)	Limit (dBuV/m)	Height (cm)	Angle (deg)	Remark (QP/PK/AV)
1	2389.040	14.85	30.61	45.47	-8.53	54.00	200	40	Average
2	2390.000	14.67	30.61	45.29	-8.71	54.00	200	40	Average
3	2434.260	69.19	30.75	99.94	N/A	N/A	200	40	Average
4	2483.500	15.42	30.91	46.34	-7.66	54.00	200	40	Average
5	* 2484.420	15.60	30.92	46.52	-7.48	54.00	200	40	Average

Note:

- "*" means this data is the worst emission level.
- C.F (Correction Factor) = Antenna Factor (dB)+ Cable Loss (dB).
- Measurement (dBuV/m) = Reading(dBuV) + C.F (Correction Factor).
- The emission levels of other frequencies are very lower than the limit and not show in test report.

EUT	AX7800 Tri-Band 8-Stream Wi-Fi 6 Router	Date of Test	2022-07-28
Factor	DRH18-E	Temp. / Humidity	25°C /65%
Polarity	Vertical	Site / Test Engineer	AC2 / Ares
Test Mode	802.11n-20MHz_TX_CH 6_ANT 0+1	Test Voltage	AC 120V/60Hz

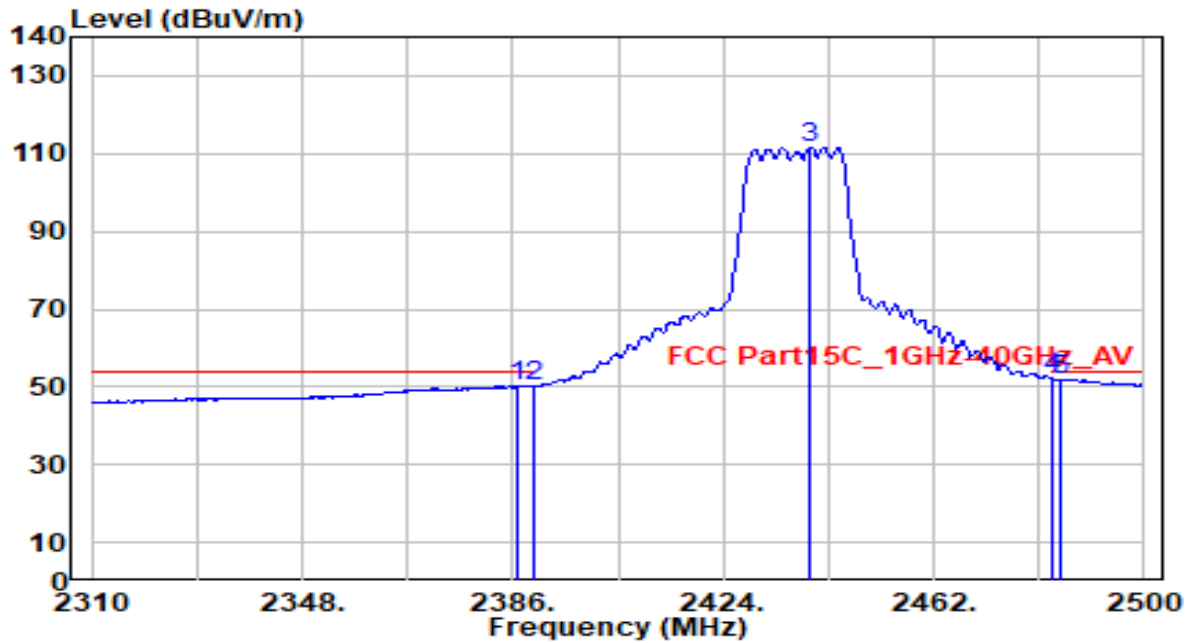


No	Frequency (MHz)	Reading (dBuV)	C.F (dB/m)	Measurement (dBuV/m)	Margin (dB)	Limit (dBuV/m)	Height (cm)	Angle (deg)	Remark (QP/PK/AV)
1	2371.370	32.95	30.59	63.54	-10.46	74.00	130	70	Peak
2	2390.000	31.23	30.61	61.85	-12.15	74.00	130	70	Peak
3	2431.790	91.52	30.74	122.26	N/A	N/A	130	70	Peak
4	2483.500	33.28	30.91	64.19	-9.81	74.00	130	70	Peak
5	* 2489.550	33.84	30.93	64.77	-9.23	74.00	130	70	Peak

Note:

1. " *", means this data is the worst emission level.
2. C.F (Correction Factor) = Antenna Factor (dB)+ Cable Loss (dB).
3. Measurement (dBuV/m) = Reading(dBuV) + C.F (Correction Factor).
4. The emission levels of other frequencies are very lower than the limit and not show in test report.

EUT	AX7800 Tri-Band 8-Stream Wi-Fi 6 Router	Date of Test	2022-07-28
Factor	DRH18-E	Temp. / Humidity	25°C /65%
Polarity	Vertical	Site / Test Engineer	AC2 / Ares
Test Mode	802.11n-20MHz_TX_CH 6_ANT 0+1	Test Voltage	AC 120V/60Hz

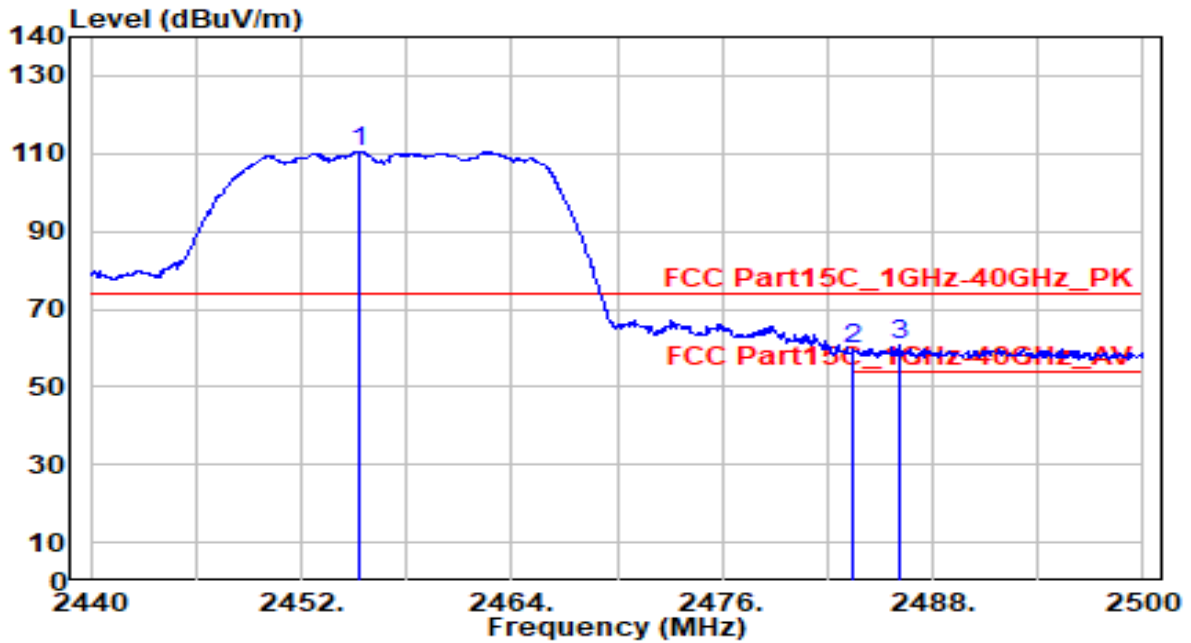


No	Frequency (MHz)	Reading (dBuV)	C.F (dB/m)	Measurement (dBuV/m)	Margin (dB)	Limit (dBuV/m)	Height (cm)	Angle (deg)	Remark (QP/PK/AV)
1	2386.950	19.66	30.61	50.27	-3.73	54.00	130	70	Average
2	2390.000	19.61	30.61	50.23	-3.77	54.00	130	70	Average
3	2439.770	80.86	30.76	111.62	N/A	N/A	130	70	Average
4	* 2483.500	21.15	30.91	52.07	-1.93	54.00	130	70	Average
5	2484.800	21.10	30.92	52.02	-1.98	54.00	130	70	Average

Note:

- "*" means this data is the worst emission level.
- C.F (Correction Factor) = Antenna Factor (dB)+ Cable Loss (dB).
- Measurement (dBuV/m) = Reading(dBuV) + C.F (Correction Factor).
- The emission levels of other frequencies are very lower than the limit and not show in test report.

EUT	AX7800 Tri-Band 8-Stream Wi-Fi 6 Router	Date of Test	2022-07-28
Factor	DRH18-E	Temp. / Humidity	25°C /65%
Polarity	Horizontal	Site / Test Engineer	AC2 / Ares
Test Mode	802.11n-20MHz_TX_CH 10_ANT 0+1	Test Voltage	AC 120V/60Hz

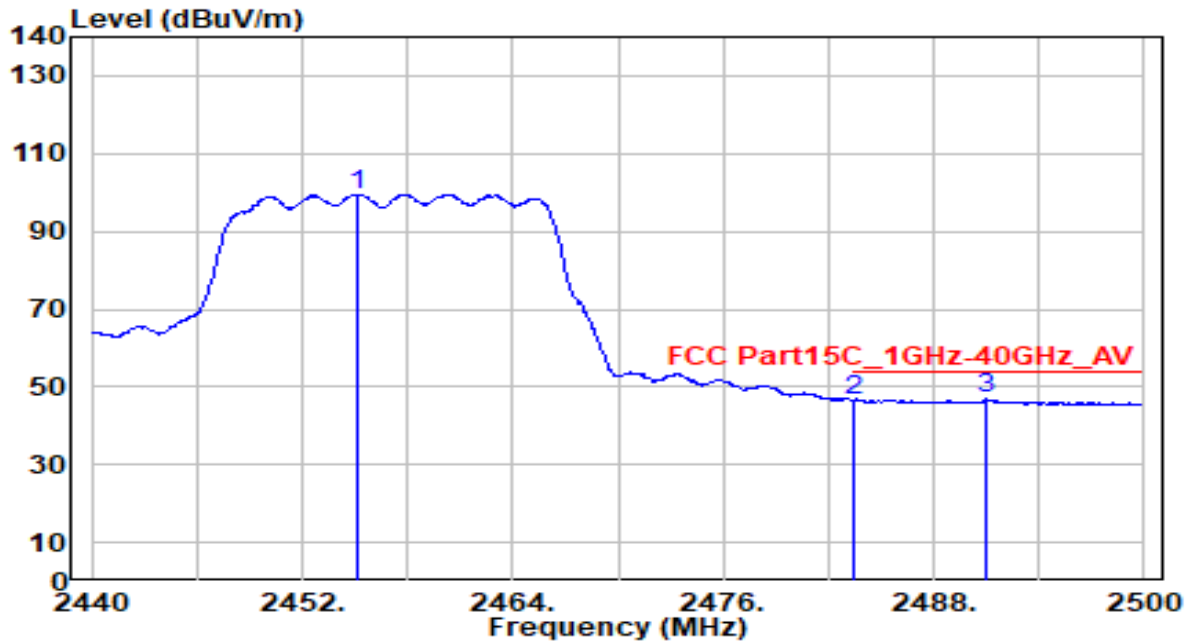


No	Frequency (MHz)	Reading (dBuV)	C.F (dB/m)	Measurement (dBuV/m)	Margin (dB)	Limit (dBuV/m)	Height (cm)	Angle (deg)	Remark (QP/PK/AV)
1	2455.360	79.86	30.82	110.68	N/A	N/A	155	60	Peak
2	2483.500	28.78	30.91	59.69	-14.31	74.00	155	60	Peak
3	* 2486.080	29.75	30.92	60.67	-13.33	74.00	155	60	Peak

Note:

1. " *", means this data is the worst emission level.
2. C.F (Correction Factor) = Antenna Factor (dB)+ Cable Loss (dB).
3. Measurement (dBuV/m) = Reading(dBuV) + C.F (Correction Factor).
4. The emission levels of other frequencies are very lower than the limit and not show in test report.

EUT	AX7800 Tri-Band 8-Stream Wi-Fi 6 Router	Date of Test	2022-07-28
Factor	DRH18-E	Temp. / Humidity	25°C /65%
Polarity	Horizontal	Site / Test Engineer	AC2 / Ares
Test Mode	802.11n-20MHz_TX_CH 10_ANT 0+1	Test Voltage	AC 120V/60Hz

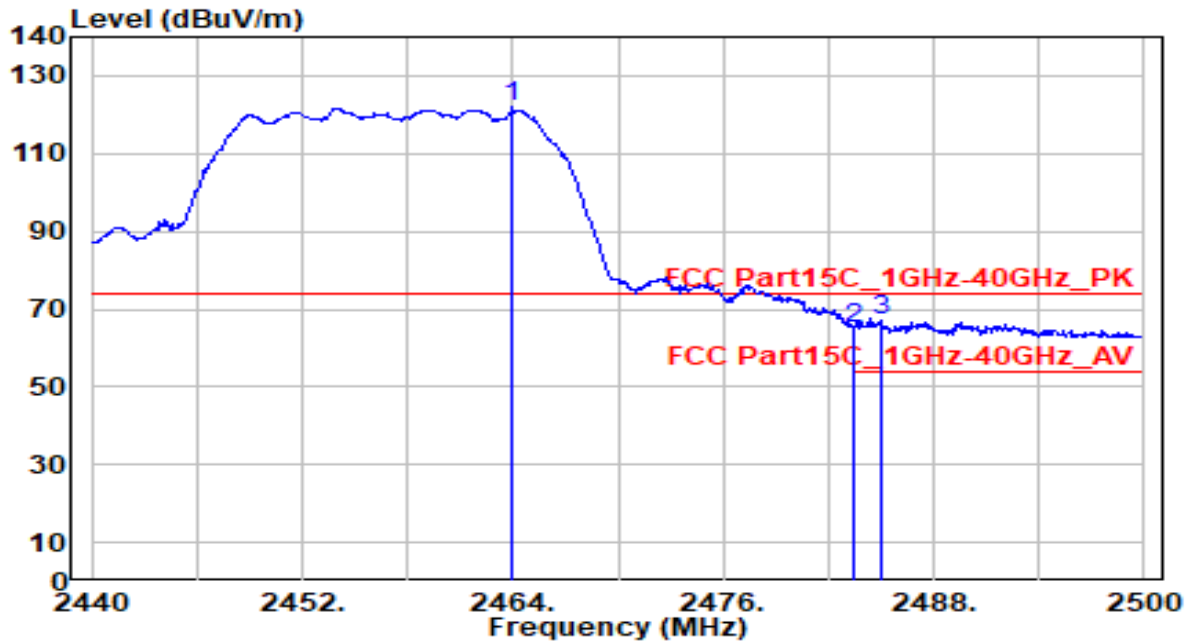


No	Frequency (MHz)	Reading (dBuV)	C.F (dB/m)	Measurement (dBuV/m)	Margin (dB)	Limit (dBuV/m)	Height (cm)	Angle (deg)	Remark (QP/PK/AV)
1	2455.180	68.75	30.82	99.56	N/A	N/A	155	60	Average
2	2483.500	15.64	30.91	46.56	-7.44	54.00	155	60	Average
3	* 2491.000	15.92	30.94	46.86	-7.14	54.00	155	60	Average

Note:

1. " *", means this data is the worst emission level.
2. C.F (Correction Factor) = Antenna Factor (dB)+ Cable Loss (dB).
3. Measurement (dBuV/m) = Reading(dBuV) + C.F (Correction Factor).
4. The emission levels of other frequencies are very lower than the limit and not show in test report.

EUT	AX7800 Tri-Band 8-Stream Wi-Fi 6 Router	Date of Test	2022-07-28
Factor	DRH18-E	Temp. / Humidity	25°C /65%
Polarity	Vertical	Site / Test Engineer	AC2 / Ares
Test Mode	802.11n-20MHz_TX_CH 10_ANT 0+1	Test Voltage	AC 120V/60Hz

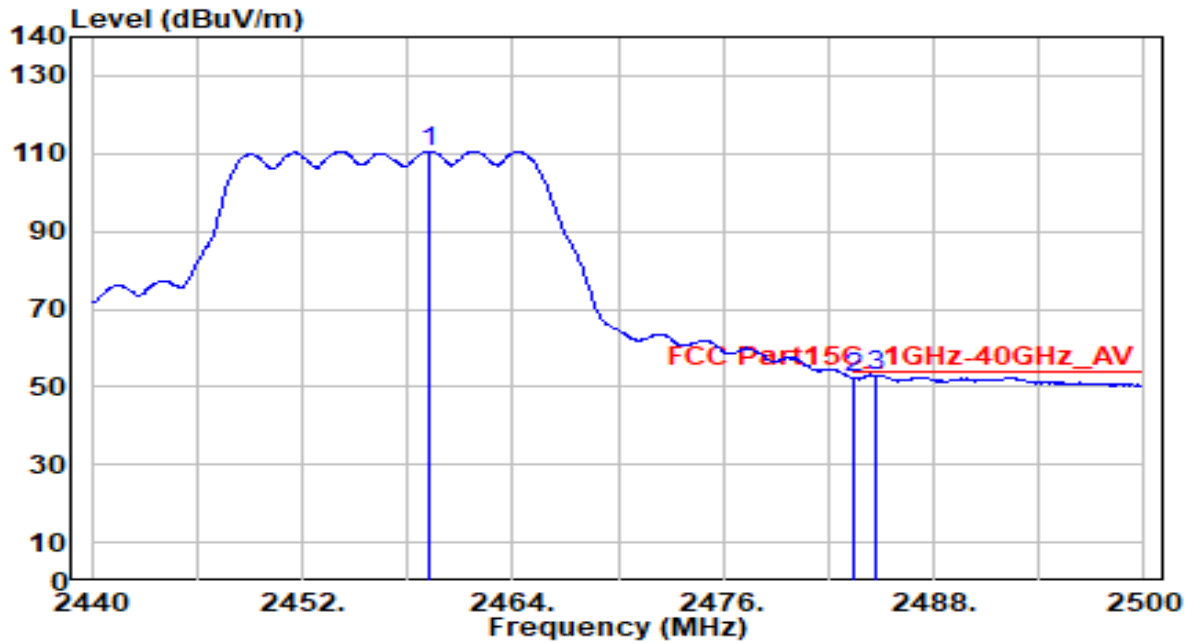


No	Frequency (MHz)	Reading (dBUV)	C.F (dB/m)	Measurement (dBUV/m)	Margin (dB)	Limit (dBUV/m)	Height (cm)	Angle (deg)	Remark (QP/PK/AV)
1	2464.000	91.08	30.85	121.93	N/A	N/A	125	270	Peak
2	2483.500	33.93	30.91	64.84	-9.16	74.00	125	270	Peak
3	* 2485.000	36.34	30.92	67.26	-6.74	74.00	125	270	Peak

Note:

1. " *", means this data is the worst emission level.
2. C.F (Correction Factor) = Antenna Factor (dB)+ Cable Loss (dB).
3. Measurement (dBUV/m) = Reading(dBUV) + C.F (Correction Factor).
4. The emission levels of other frequencies are very lower than the limit and not show in test report.

EUT	AX7800 Tri-Band 8-Stream Wi-Fi 6 Router	Date of Test	2022-07-28
Factor	DRH18-E	Temp. / Humidity	25°C /65%
Polarity	Vertical	Site / Test Engineer	AC2 / Ares
Test Mode	802.11n-20MHz_TX_CH 10_ANT 0+1	Test Voltage	AC 120V/60Hz

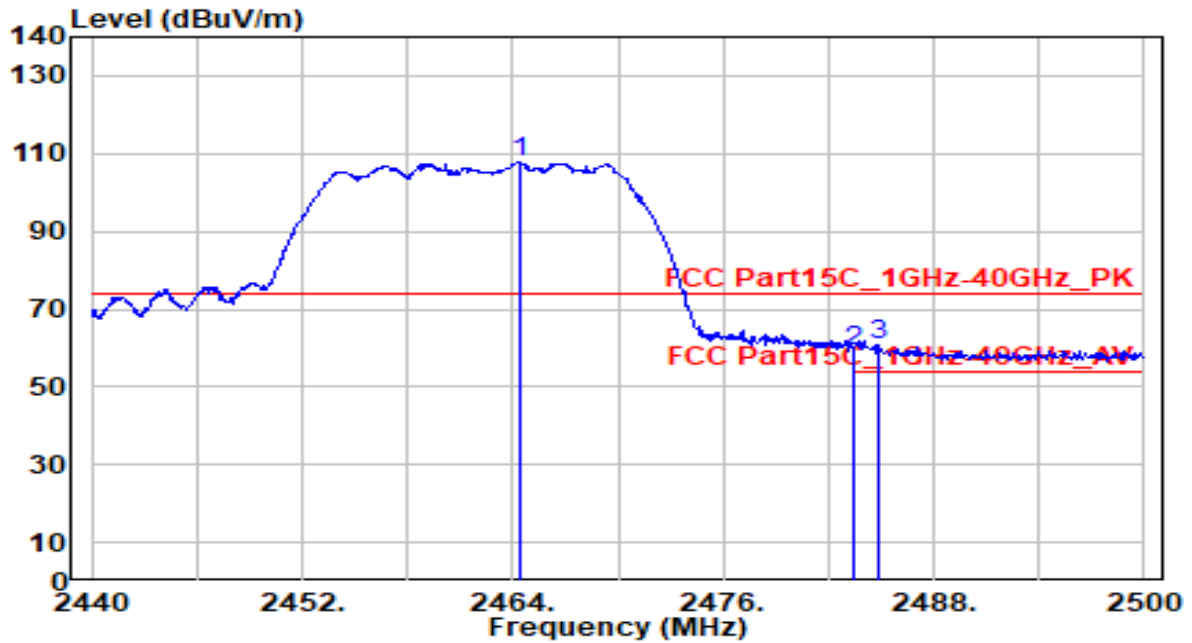


No	Frequency (MHz)	Reading (dBuV)	C.F (dB/m)	Measurement (dBuV/m)	Margin (dB)	Limit (dBuV/m)	Height (cm)	Angle (deg)	Remark (QP/PK/AV)
1	2459.260	79.83	30.83	110.66	N/A	N/A	125	270	Average
2	2483.500	21.31	30.91	52.22	-1.78	54.00	125	270	Average
3	* 2484.700	22.15	30.92	53.07	-0.93	54.00	125	270	Average

Note:

1. " *", means this data is the worst emission level.
2. C.F (Correction Factor) = Antenna Factor (dB)+ Cable Loss (dB).
3. Measurement (dBuV/m) = Reading(dBuV) + C.F (Correction Factor).
4. The emission levels of other frequencies are very lower than the limit and not show in test report.

EUT	AX7800 Tri-Band 8-Stream Wi-Fi 6 Router	Date of Test	2022-07-28
Factor	DRH18-E	Temp. / Humidity	25°C /65%
Polarity	Horizontal	Site / Test Engineer	AC2 / Ares
Test Mode	802.11n-20MHz_TX_CH 11_ANT 0+1	Test Voltage	AC 120V/60Hz

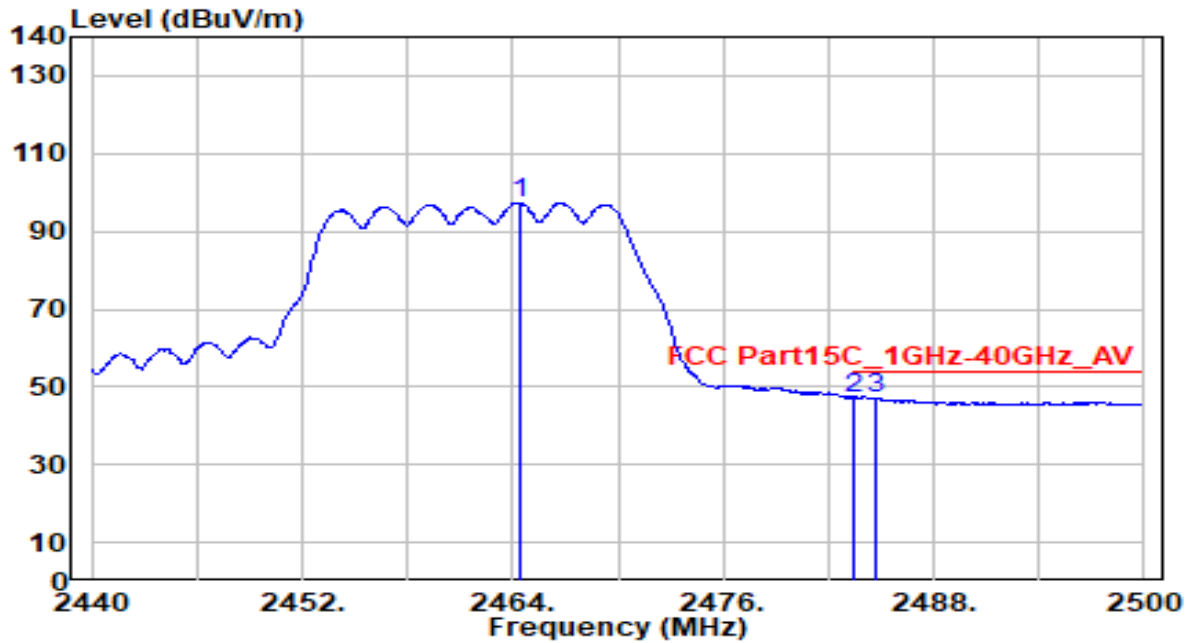


No	Frequency (MHz)	Reading (dBUV)	C.F (dB/m)	Measurement (dBUV/m)	Margin (dB)	Limit (dBUV/m)	Height (cm)	Angle (deg)	Remark (QP/PK/AV)
1	2464.360	76.93	30.85	107.78	N/A	N/A	110	40	Peak
2	2483.500	28.37	30.91	59.29	-14.71	74.00	110	40	Peak
3	* 2484.880	29.72	30.92	60.64	-13.36	74.00	110	40	Peak

Note:

1. " *", means this data is the worst emission level.
2. C.F (Correction Factor) = Antenna Factor (dB)+ Cable Loss (dB).
3. Measurement (dBUV/m) = Reading(dBUV) + C.F (Correction Factor).
4. The emission levels of other frequencies are very lower than the limit and not show in test report.

EUT	AX7800 Tri-Band 8-Stream Wi-Fi 6 Router	Date of Test	2022-07-28
Factor	DRH18-E	Temp. / Humidity	25°C /65%
Polarity	Horizontal	Site / Test Engineer	AC2 / Ares
Test Mode	802.11n-20MHz_TX_CH 11_ANT 0+1	Test Voltage	AC 120V/60Hz

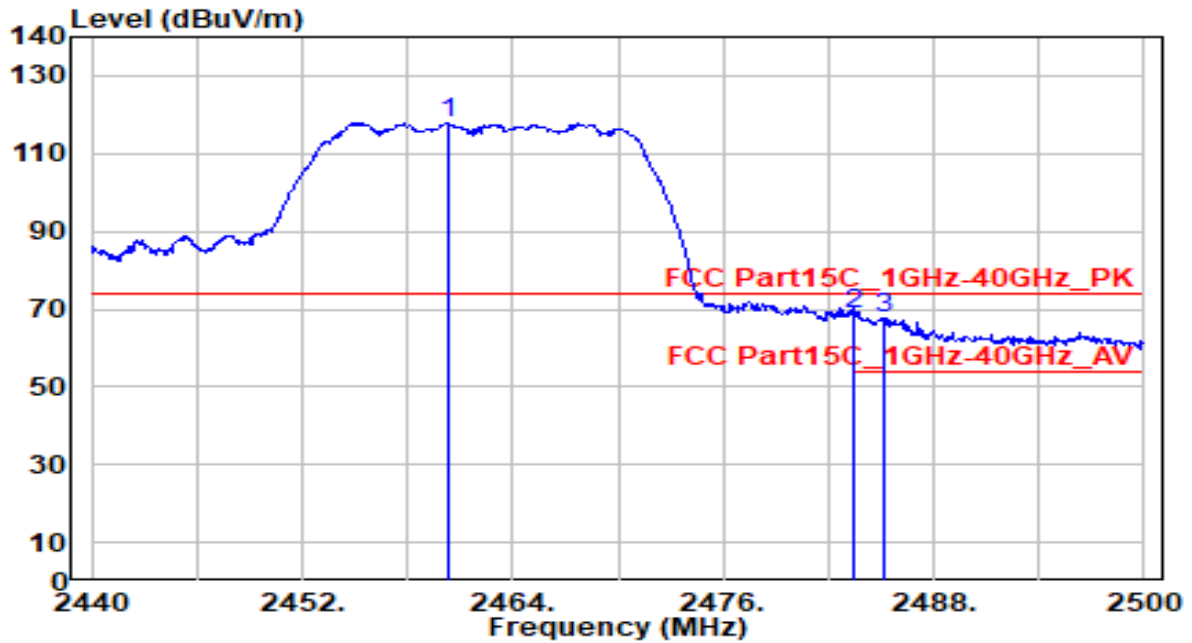


No	Frequency (MHz)	Reading (dBUV)	C.F (dB/m)	Measurement (dBUV/m)	Margin (dB)	Limit (dBUV/m)	Height (cm)	Angle (deg)	Remark (QP/PK/AV)
1	2464.360	66.49	30.85	97.33	N/A	N/A	110	40	Average
2	* 2483.500	16.36	30.91	47.28	-6.72	54.00	110	40	Average
3	2484.700	16.33	30.92	47.25	-6.75	54.00	110	40	Average

Note:

1. " *", means this data is the worst emission level.
2. C.F (Correction Factor) = Antenna Factor (dB)+ Cable Loss (dB).
3. Measurement (dBUV/m) = Reading(dBUV) + C.F (Correction Factor).
4. The emission levels of other frequencies are very lower than the limit and not show in test report.

EUT	AX7800 Tri-Band 8-Stream Wi-Fi 6 Router	Date of Test	2022-07-28
Factor	DRH18-E	Temp. / Humidity	25°C /65%
Polarity	Vertical	Site / Test Engineer	AC2 / Ares
Test Mode	802.11n-20MHz_TX_CH 11_ANT 0+1	Test Voltage	AC 120V/60Hz

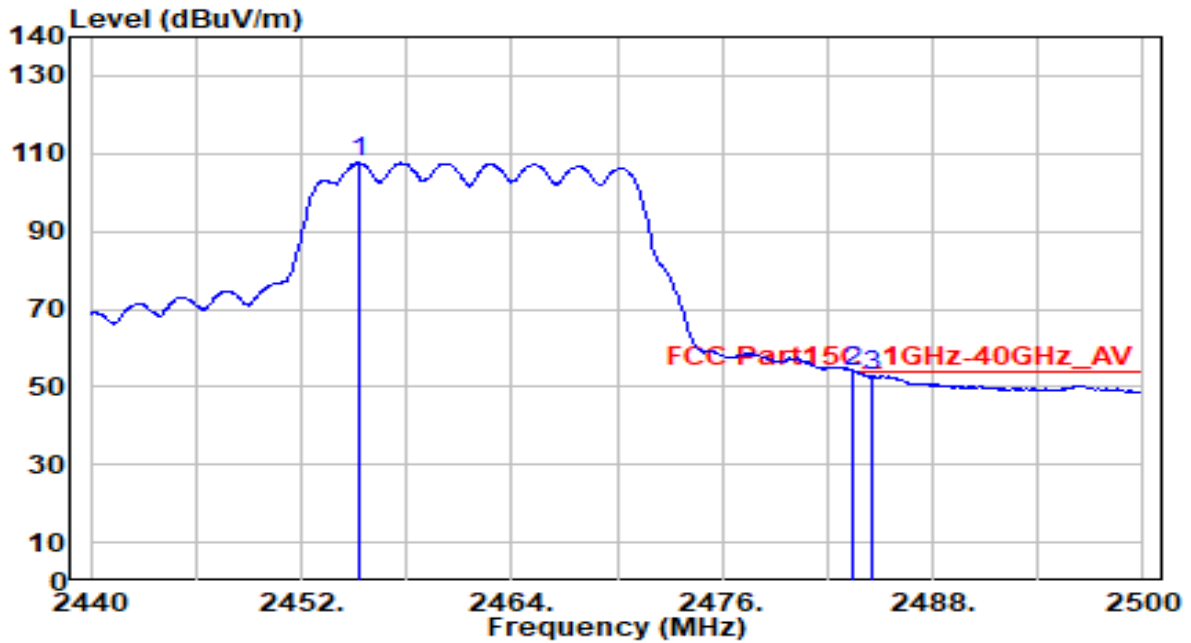


No	Frequency (MHz)	Reading (dBUV)	C.F (dB/m)	Measurement (dBUV/m)	Margin (dB)	Limit (dBUV/m)	Height (cm)	Angle (deg)	Remark (QP/PK/AV)
1	2460.340	87.01	30.83	117.84	N/A	N/A	130	50	Peak
2	* 2483.500	37.51	30.91	68.43	-5.57	74.00	130	50	Peak
3	2485.120	36.96	30.92	67.88	-6.12	74.00	130	50	Peak

Note:

1. " *", means this data is the worst emission level.
2. C.F (Correction Factor) = Antenna Factor (dB)+ Cable Loss (dB).
3. Measurement (dBUV/m) = Reading(dBUV) + C.F (Correction Factor).
4. The emission levels of other frequencies are very lower than the limit and not show in test report.

EUT	AX7800 Tri-Band 8-Stream Wi-Fi 6 Router	Date of Test	2022-07-28
Factor	DRH18-E	Temp. / Humidity	25°C /65%
Polarity	Vertical	Site / Test Engineer	AC2 / Ares
Test Mode	802.11n-20MHz_TX_CH 11_ANT 0+1	Test Voltage	AC 120V/60Hz

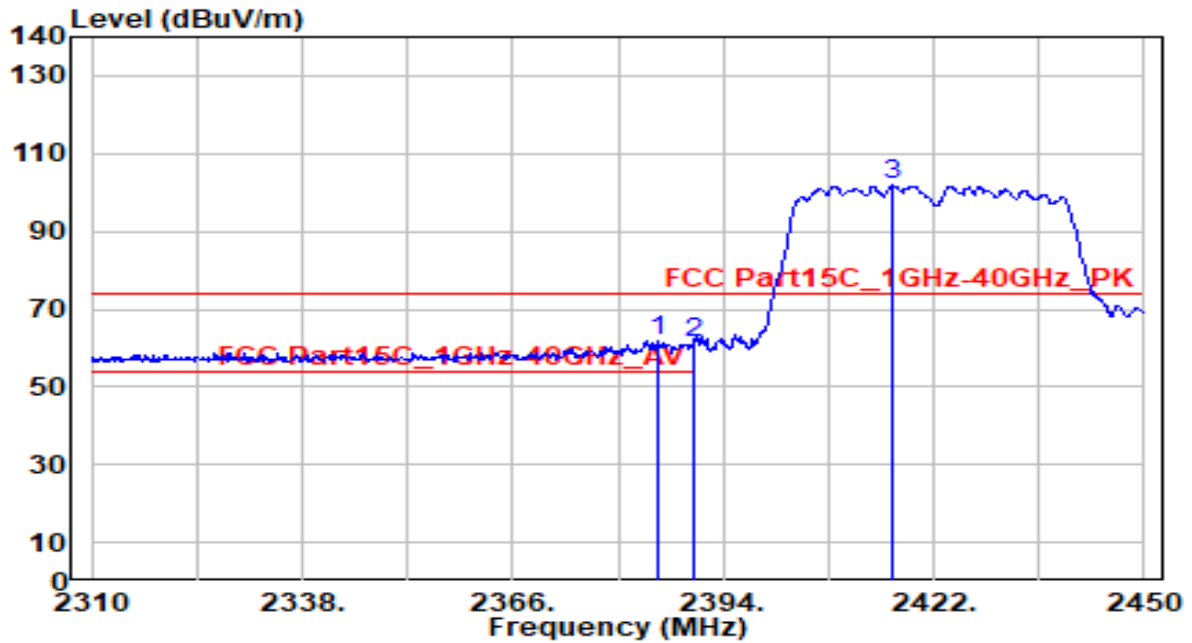


No	Frequency (MHz)	Reading (dBuV)	C.F (dB/m)	Measurement (dBuV/m)	Margin (dB)	Limit (dBuV/m)	Height (cm)	Angle (deg)	Remark (QP/PK/AV)
1	2455.360	76.85	30.82	107.67	N/A	N/A	130	50	Average
2	* 2483.500	22.94	30.91	53.86	-0.14	54.00	130	50	Average
3	2484.580	22.04	30.92	52.96	-1.04	54.00	130	50	Average

Note:

1. " *", means this data is the worst emission level.
2. C.F (Correction Factor) = Antenna Factor (dB)+ Cable Loss (dB).
3. Measurement (dBuV/m) = Reading(dBuV) + C.F (Correction Factor).
4. The emission levels of other frequencies are very lower than the limit and not show in test report.

EUT	AX7800 Tri-Band 8-Stream Wi-Fi 6 Router	Date of Test	2022-07-28
Factor	DRH18-E	Temp. / Humidity	25°C /65%
Polarity	Horizontal	Site / Test Engineer	AC2 / Ares
Test Mode	802.11n-40MHz_TX_CH 3_ANT 0+1	Test Voltage	AC 120V/60Hz

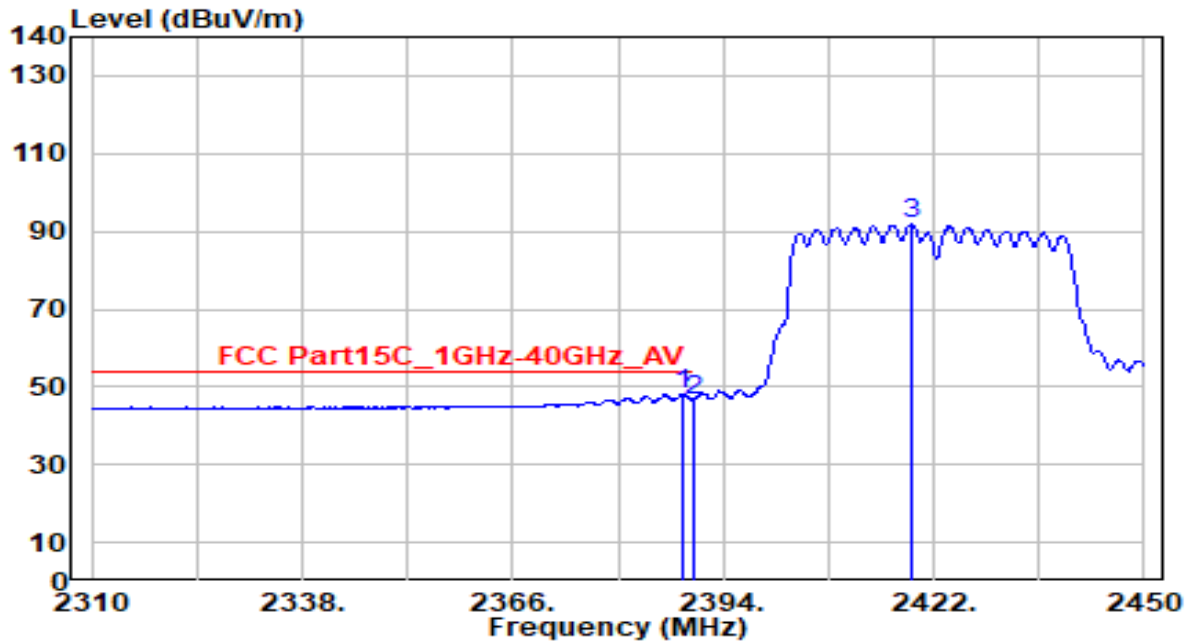


No	Frequency (MHz)	Reading (dBuV)	C.F (dB/m)	Measurement (dBuV/m)	Margin (dB)	Limit (dBuV/m)	Height (cm)	Angle (deg)	Remark (QP/PK/AV)	
1	*	2385.180	31.04	30.61	61.65	-12.35	74.00	165	70	Peak
2		2390.000	30.72	30.61	61.33	-12.67	74.00	165	70	Peak
3		2416.540	71.01	30.68	101.70	N/A	N/A	165	70	Peak

Note:

1. "*" , means this data is the worst emission level.
2. C.F (Correction Factor) = Antenna Factor (dB)+ Cable Loss (dB).
3. Measurement (dBuV/m) = Reading(dBuV) + C.F (Correction Factor).
4. The emission levels of other frequencies are very lower than the limit and not show in test report.

EUT	AX7800 Tri-Band 8-Stream Wi-Fi 6 Router	Date of Test	2022-07-28
Factor	DRH18-E	Temp. / Humidity	25°C /65%
Polarity	Horizontal	Site / Test Engineer	AC2 / Ares
Test Mode	802.11n-40MHz_TX_CH 3_ANT 0+1	Test Voltage	AC 120V/60Hz

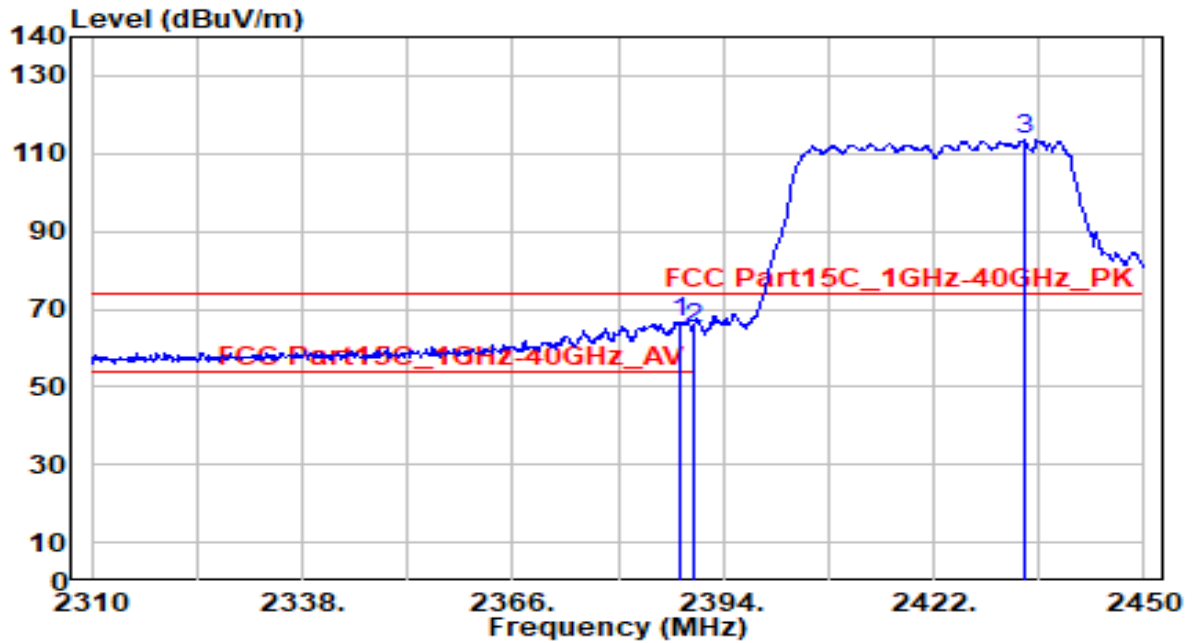


No	Frequency (MHz)	Reading (dBuV)	C.F (dB/m)	Measurement (dBuV/m)	Margin (dB)	Limit (dBuV/m)	Height (cm)	Angle (deg)	Remark (QP/PK/AV)	
1	*	2388.680	17.63	30.61	48.24	-5.76	54.00	165	70	Average
2		2390.000	15.96	30.61	46.57	-7.43	54.00	165	70	Average
3		2419.060	61.10	30.69	91.79	N/A	N/A	165	70	Average

Note:

1. " *", means this data is the worst emission level.
2. C.F (Correction Factor) = Antenna Factor (dB)+ Cable Loss (dB).
3. Measurement (dBuV/m) = Reading(dBuV) + C.F (Correction Factor).
4. The emission levels of other frequencies are very lower than the limit and not show in test report.

EUT	AX7800 Tri-Band 8-Stream Wi-Fi 6 Router	Date of Test	2022-07-28
Factor	DRH18-E	Temp. / Humidity	25°C /65%
Polarity	Vertical	Site / Test Engineer	AC2 / Ares
Test Mode	802.11n-40MHz_TX_CH 3_ANT 0+1	Test Voltage	AC 120V/60Hz

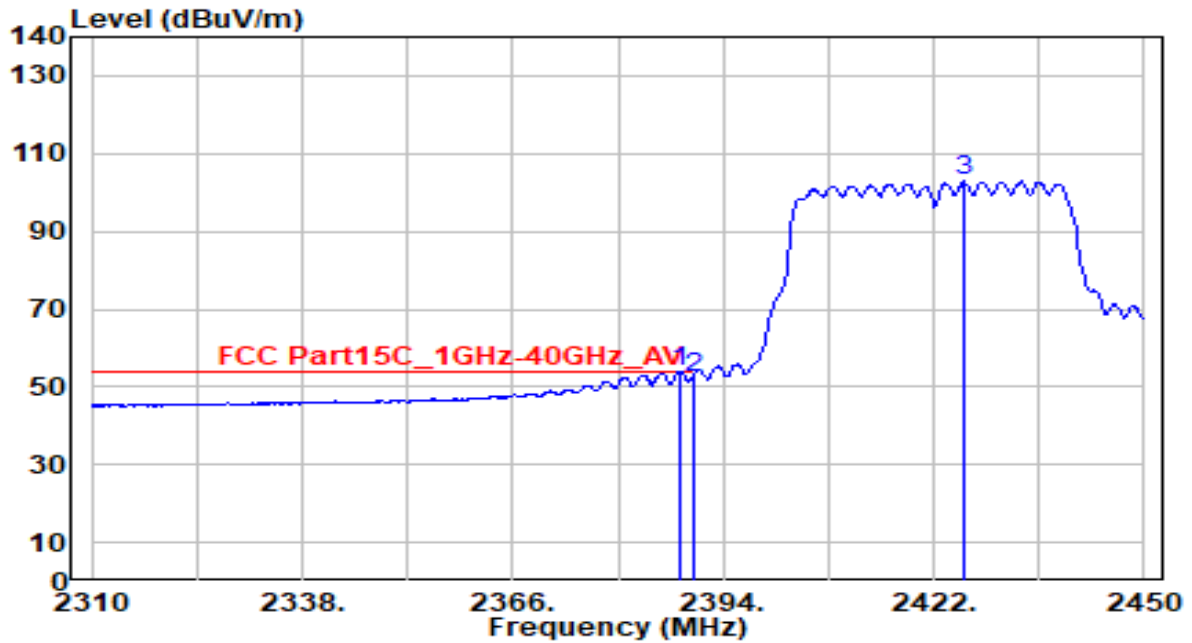


No	Frequency (MHz)	Reading (dBuV)	C.F (dB/m)	Measurement (dBuV/m)	Margin (dB)	Limit (dBuV/m)	Height (cm)	Angle (deg)	Remark (QP/PK/AV)
1	*	36.12	30.61	66.73	-7.27	74.00	180	65	Peak
2		34.56	30.61	65.18	-8.82	74.00	180	65	Peak
3		82.77	30.74	113.52	N/A	N/A	180	65	Peak

Note:

1. " *", means this data is the worst emission level.
2. C.F (Correction Factor) = Antenna Factor (dB)+ Cable Loss (dB).
3. Measurement (dBuV/m) = Reading(dBuV) + C.F (Correction Factor).
4. The emission levels of other frequencies are very lower than the limit and not show in test report.

EUT	AX7800 Tri-Band 8-Stream Wi-Fi 6 Router	Date of Test	2022-07-28
Factor	DRH18-E	Temp. / Humidity	25°C /65%
Polarity	Vertical	Site / Test Engineer	AC2 / Ares
Test Mode	802.11n-40MHz_TX_CH 3_ANT 0+1	Test Voltage	AC 120V/60Hz

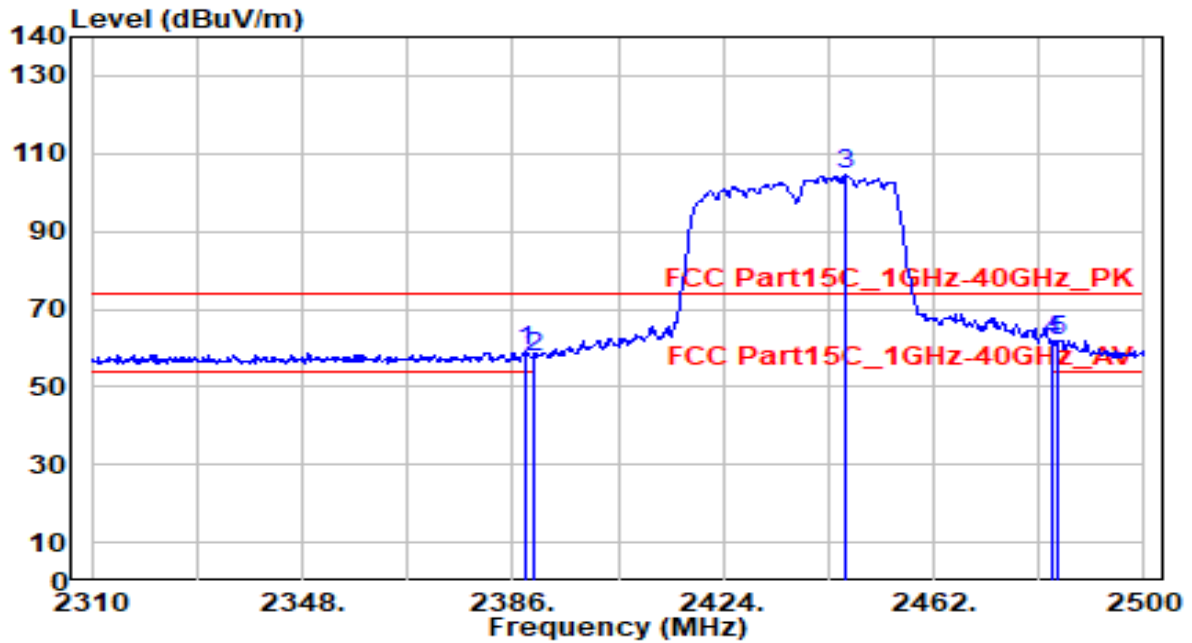


No	Frequency (MHz)	Reading (dBuV)	C.F (dB/m)	Measurement (dBuV/m)	Margin (dB)	Limit (dBuV/m)	Height (cm)	Angle (deg)	Remark (QP/PK/AV)
1	*	23.31	30.61	53.92	-0.08	54.00	180	65	Average
2		21.84	30.61	52.45	-1.55	54.00	180	65	Average
3		72.10	30.72	102.81	N/A	N/A	180	65	Average

Note:

1. " *", means this data is the worst emission level.
2. C.F (Correction Factor) = Antenna Factor (dB)+ Cable Loss (dB).
3. Measurement (dBuV/m) = Reading(dBuV) + C.F (Correction Factor).
4. The emission levels of other frequencies are very lower than the limit and not show in test report.

EUT	AX7800 Tri-Band 8-Stream Wi-Fi 6 Router	Date of Test	2022-07-28
Factor	DRH18-E	Temp. / Humidity	25°C /65%
Polarity	Horizontal	Site / Test Engineer	AC2 / Ares
Test Mode	802.11n-40MHz_TX_CH 6_ANT 0+1	Test Voltage	AC 120V/60Hz

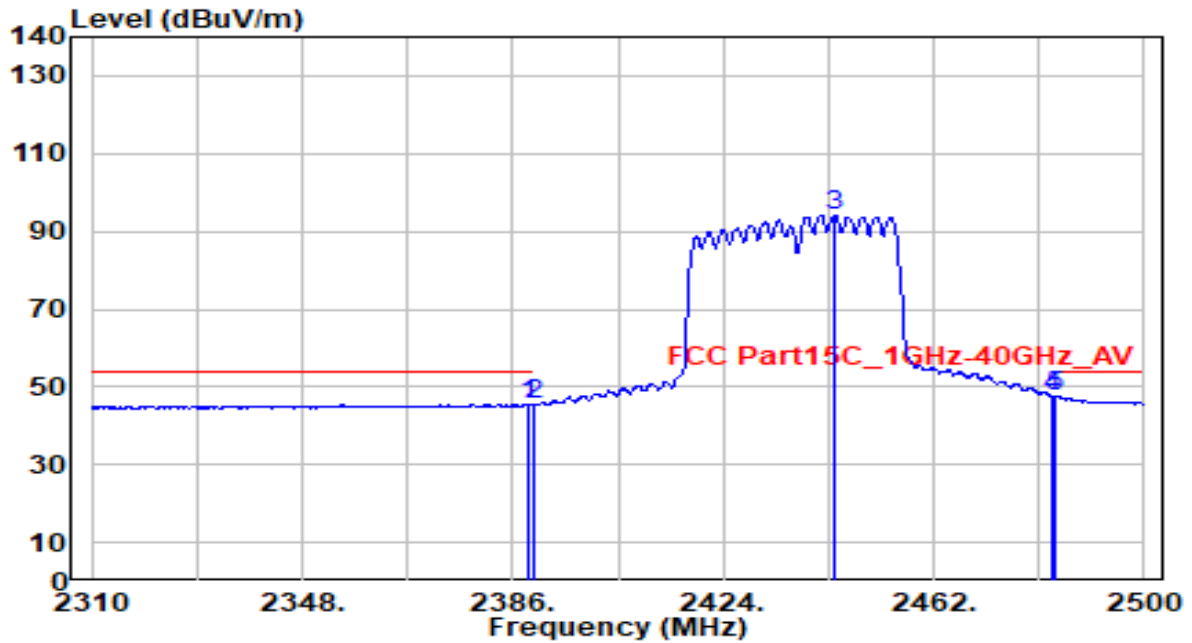


No	Frequency (MHz)	Reading (dBuV)	C.F (dB/m)	Measurement (dBuV/m)	Margin (dB)	Limit (dBuV/m)	Height (cm)	Angle (deg)	Remark (QP/PK/AV)
1	2388.280	28.71	30.61	59.33	-14.67	74.00	225	45	Peak
2	2390.000	26.82	30.61	57.43	-16.57	74.00	225	45	Peak
3	2445.850	73.60	30.78	104.39	N/A	N/A	225	45	Peak
4	* 2483.500	31.00	30.91	61.91	-12.09	74.00	225	45	Peak
5	2484.230	30.97	30.92	61.89	-12.11	74.00	225	45	Peak

Note:

- "*" means this data is the worst emission level.
- C.F (Correction Factor) = Antenna Factor (dB)+ Cable Loss (dB).
- Measurement (dBuV/m) = Reading(dBuV) + C.F (Correction Factor).
- The emission levels of other frequencies are very lower than the limit and not show in test report.

EUT	AX7800 Tri-Band 8-Stream Wi-Fi 6 Router	Date of Test	2022-07-28
Factor	DRH18-E	Temp. / Humidity	25°C /65%
Polarity	Horizontal	Site / Test Engineer	AC2 / Ares
Test Mode	802.11n-40MHz_TX_CH 6_ANT 0+1	Test Voltage	AC 120V/60Hz

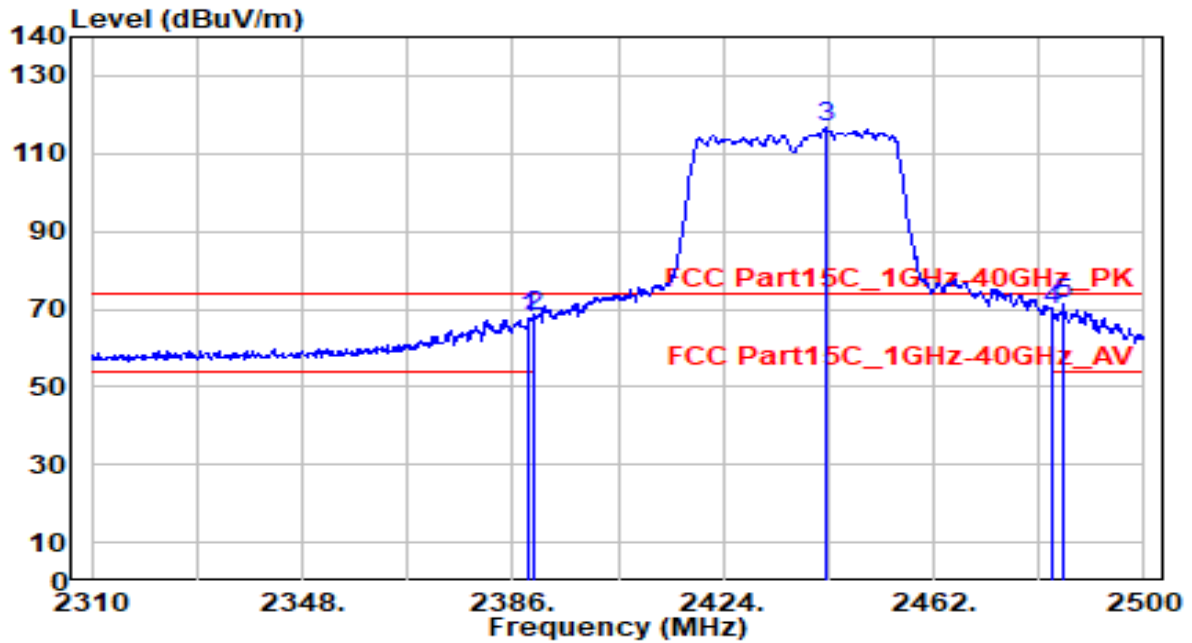


No	Frequency (MHz)	Reading (dBuV)	C.F (dB/m)	Measurement (dBuV/m)	Margin (dB)	Limit (dBuV/m)	Height (cm)	Angle (deg)	Remark (QP/PK/AV)
1	2388.850	15.00	30.61	45.61	-8.39	54.00	225	45	Average
2	2390.000	14.63	30.61	45.24	-8.76	54.00	225	45	Average
3	2444.140	63.20	30.78	93.98	N/A	N/A	225	45	Average
4	2483.500	16.45	30.91	47.36	-6.64	54.00	225	45	Average
5	* 2484.040	16.83	30.92	47.75	-6.25	54.00	225	45	Average

Note:

1. " *", means this data is the worst emission level.
2. C.F (Correction Factor) = Antenna Factor (dB)+ Cable Loss (dB).
3. Measurement (dBuV/m) = Reading(dBuV) + C.F (Correction Factor).
4. The emission levels of other frequencies are very lower than the limit and not show in test report.

EUT	AX7800 Tri-Band 8-Stream Wi-Fi 6 Router	Date of Test	2022-07-28
Factor	DRH18-E	Temp. / Humidity	25°C /65%
Polarity	Vertical	Site / Test Engineer	AC2 / Ares
Test Mode	802.11n-40MHz_TX_CH 6_ANT 0+1	Test Voltage	AC 120V/60Hz

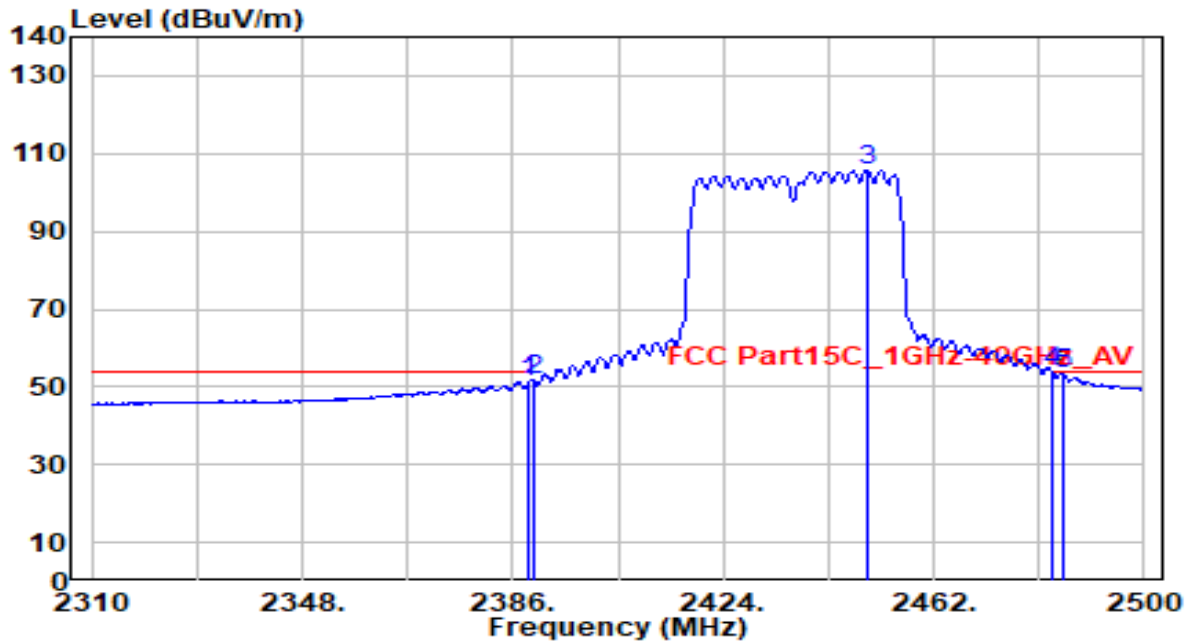


No	Frequency (MHz)	Reading (dBuV)	C.F (dB/m)	Measurement (dBuV/m)	Margin (dB)	Limit (dBuV/m)	Height (cm)	Angle (deg)	Remark (QP/PK/AV)
1	2389.040	36.98	30.61	67.59	-6.41	74.00	165	65	Peak
2	2390.000	37.32	30.61	67.94	-6.06	74.00	165	65	Peak
3	2442.620	85.73	30.77	116.50	N/A	N/A	165	65	Peak
4	2483.500	39.07	30.91	69.99	-4.01	74.00	165	65	Peak
5	* 2485.560	40.19	30.92	71.11	-2.89	74.00	165	65	Peak

Note:

1. " *", means this data is the worst emission level.
2. C.F (Correction Factor) = Antenna Factor (dB)+ Cable Loss (dB).
3. Measurement (dBuV/m) = Reading(dBuV) + C.F (Correction Factor).
4. The emission levels of other frequencies are very lower than the limit and not show in test report.

EUT	AX7800 Tri-Band 8-Stream Wi-Fi 6 Router	Date of Test	2022-07-28
Factor	DRH18-E	Temp. / Humidity	25°C /65%
Polarity	Vertical	Site / Test Engineer	AC2 / Ares
Test Mode	802.11n-40MHz_TX_CH 6_ANT 0+1	Test Voltage	AC 120V/60Hz

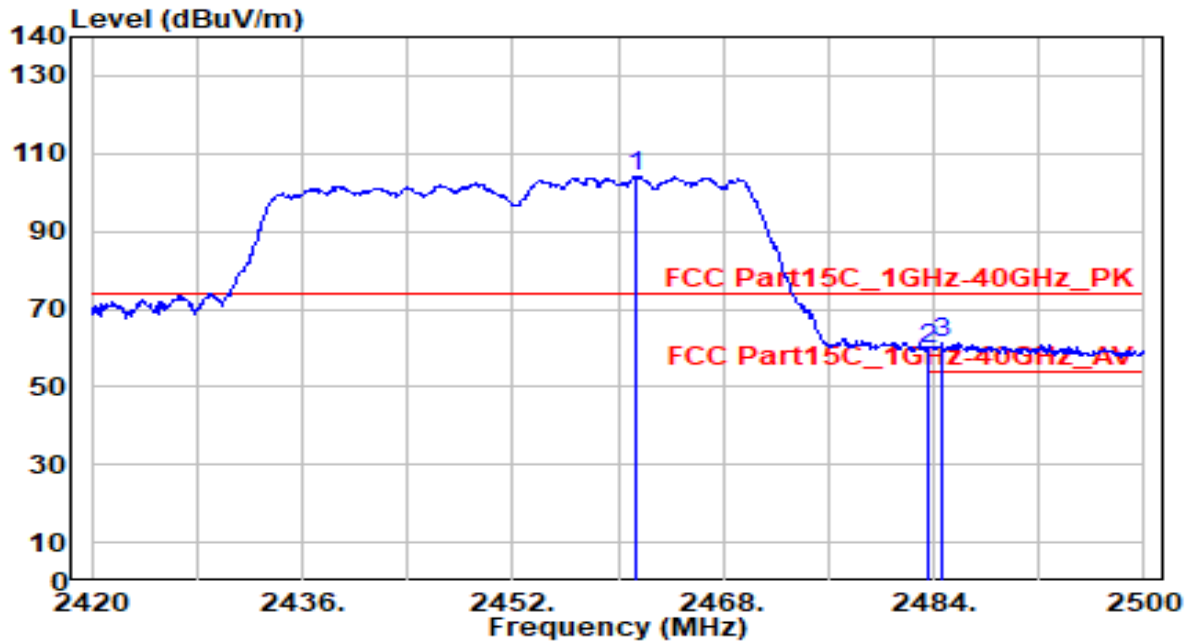


No	Frequency (MHz)	Reading (dBuV)	C.F (dB/m)	Measurement (dBuV/m)	Margin (dB)	Limit (dBuV/m)	Height (cm)	Angle (deg)	Remark (QP/PK/AV)
1	2389.040	20.79	30.61	51.40	-2.60	54.00	165	65	Average
2	2390.000	21.02	30.61	51.63	-2.37	54.00	165	65	Average
3	2450.030	75.08	30.80	105.88	N/A	N/A	165	65	Average
4	* 2483.500	22.79	30.91	53.70	-0.30	54.00	165	65	Average
5	2485.180	22.39	30.92	53.31	-0.69	54.00	165	65	Average

Note:

- "*" means this data is the worst emission level.
- C.F (Correction Factor) = Antenna Factor (dB)+ Cable Loss (dB).
- Measurement (dBuV/m) = Reading(dBuV) + C.F (Correction Factor).
- The emission levels of other frequencies are very lower than the limit and not show in test report.

EUT	AX7800 Tri-Band 8-Stream Wi-Fi 6 Router	Date of Test	2022-07-28
Factor	DRH18-E	Temp. / Humidity	25°C /65%
Polarity	Horizontal	Site / Test Engineer	AC2 / Ares
Test Mode	802.11n-40MHz_TX_CH 9_ANT 0+1	Test Voltage	AC 120V/60Hz

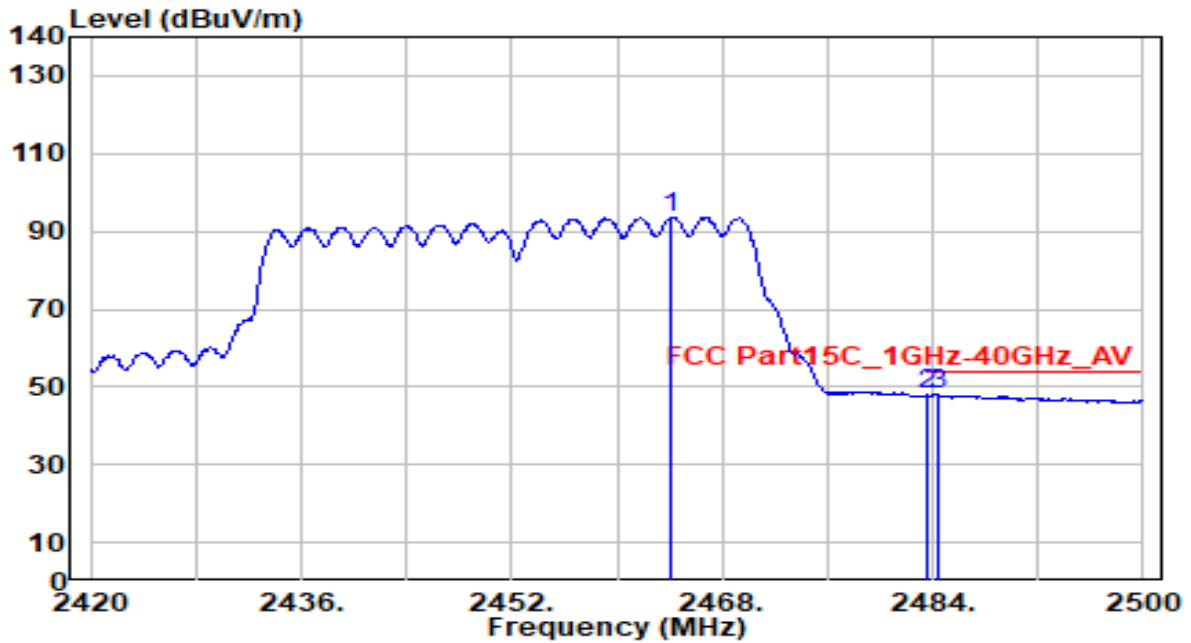


No	Frequency (MHz)	Reading (dBuV)	C.F (dB/m)	Measurement (dBuV/m)	Margin (dB)	Limit (dBuV/m)	Height (cm)	Angle (deg)	Remark (QP/PK/AV)
1	2461.360	73.32	30.84	104.15	N/A	N/A	110	45	Peak
2	2483.500	29.03	30.91	59.94	-14.06	74.00	110	45	Peak
3	* 2484.720	30.18	30.92	61.10	-12.90	74.00	110	45	Peak

Note:

1. " *", means this data is the worst emission level.
2. C.F (Correction Factor) = Antenna Factor (dB)+ Cable Loss (dB).
3. Measurement (dBuV/m) = Reading(dBuV) + C.F (Correction Factor).
4. The emission levels of other frequencies are very lower than the limit and not show in test report.

EUT	AX7800 Tri-Band 8-Stream Wi-Fi 6 Router	Date of Test	2022-07-28
Factor	DRH18-E	Temp. / Humidity	25°C /65%
Polarity	Horizontal	Site / Test Engineer	AC2 / Ares
Test Mode	802.11n-40MHz_TX_CH 9_ANT 0+1	Test Voltage	AC 120V/60Hz

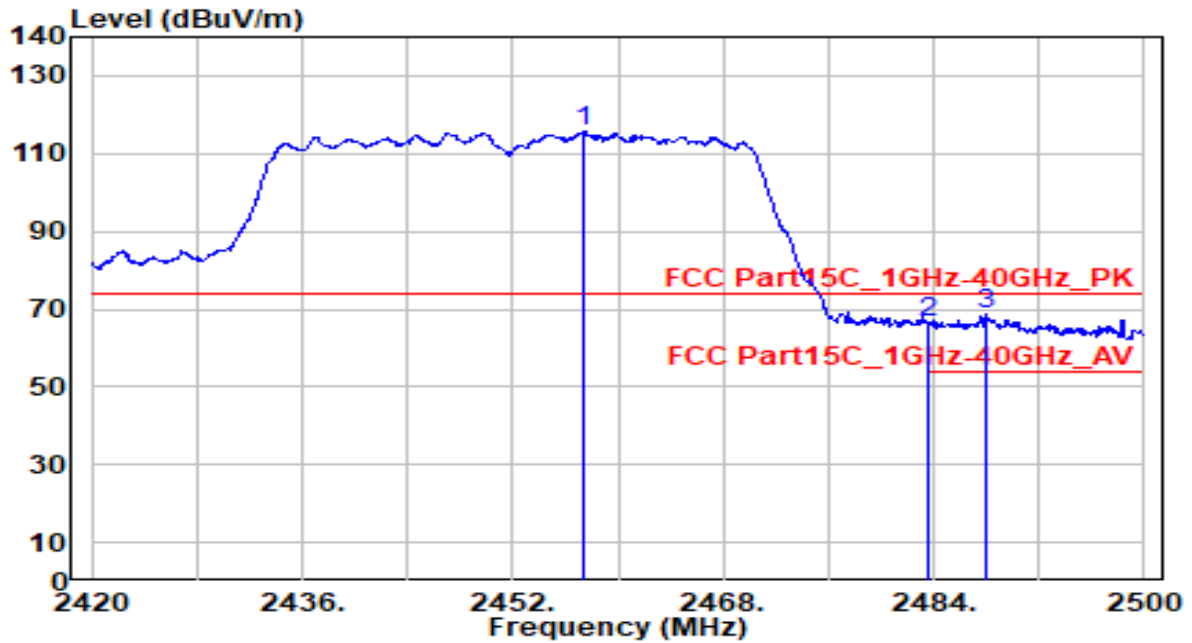


No	Frequency (MHz)	Reading (dBuV)	C.F (dB/m)	Measurement (dBuV/m)	Margin (dB)	Limit (dBuV/m)	Height (cm)	Angle (deg)	Remark (QP/PK/AV)
1	2464.080	62.62	30.85	93.46	N/A	N/A	110	45	Average
2	* 2483.500	17.10	30.91	48.01	-5.99	54.00	110	45	Average
3	2484.480	17.04	30.92	47.96	-6.04	54.00	110	45	Average

Note:

1. " *", means this data is the worst emission level.
2. C.F (Correction Factor) = Antenna Factor (dB)+ Cable Loss (dB).
3. Measurement (dBuV/m) = Reading(dBuV) + C.F (Correction Factor).
4. The emission levels of other frequencies are very lower than the limit and not show in test report.

EUT	AX7800 Tri-Band 8-Stream Wi-Fi 6 Router	Date of Test	2022-07-28
Factor	DRH18-E	Temp. / Humidity	25°C /65%
Polarity	Vertical	Site / Test Engineer	AC2 / Ares
Test Mode	802.11n-40MHz_TX_CH 9_ANT 0+1	Test Voltage	AC 120V/60Hz

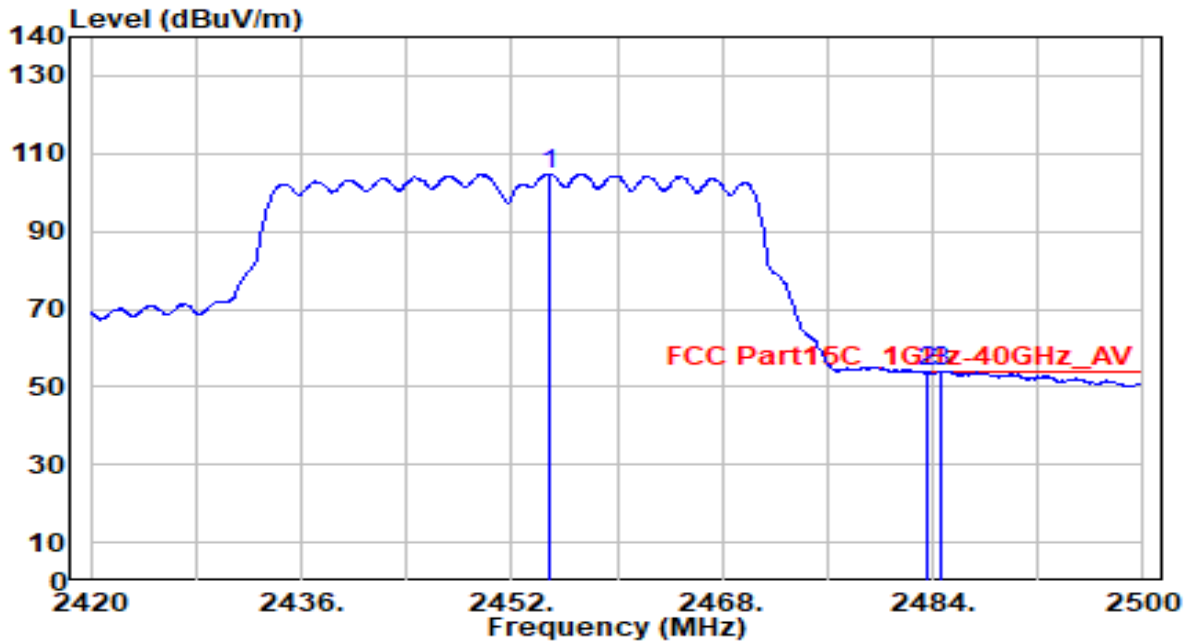


No	Frequency (MHz)	Reading (dBuV)	C.F (dB/m)	Measurement (dBuV/m)	Margin (dB)	Limit (dBuV/m)	Height (cm)	Angle (deg)	Remark (QP/PK/AV)
1	2457.440	84.93	30.82	115.76	N/A	N/A	160	65	Peak
2	2483.500	35.87	30.91	66.79	-7.21	74.00	160	65	Peak
3	* 2488.080	37.49	30.93	68.42	-5.58	74.00	160	65	Peak

Note:

1. " *", means this data is the worst emission level.
2. C.F (Correction Factor) = Antenna Factor (dB)+ Cable Loss (dB).
3. Measurement (dBuV/m) = Reading(dBuV) + C.F (Correction Factor).
4. The emission levels of other frequencies are very lower than the limit and not show in test report.

EUT	AX7800 Tri-Band 8-Stream Wi-Fi 6 Router	Date of Test	2022-07-28
Factor	DRH18-E	Temp. / Humidity	25°C /65%
Polarity	Vertical	Site / Test Engineer	AC2 / Ares
Test Mode	802.11n-40MHz_TX_CH 9_ANT 0+1	Test Voltage	AC 120V/60Hz

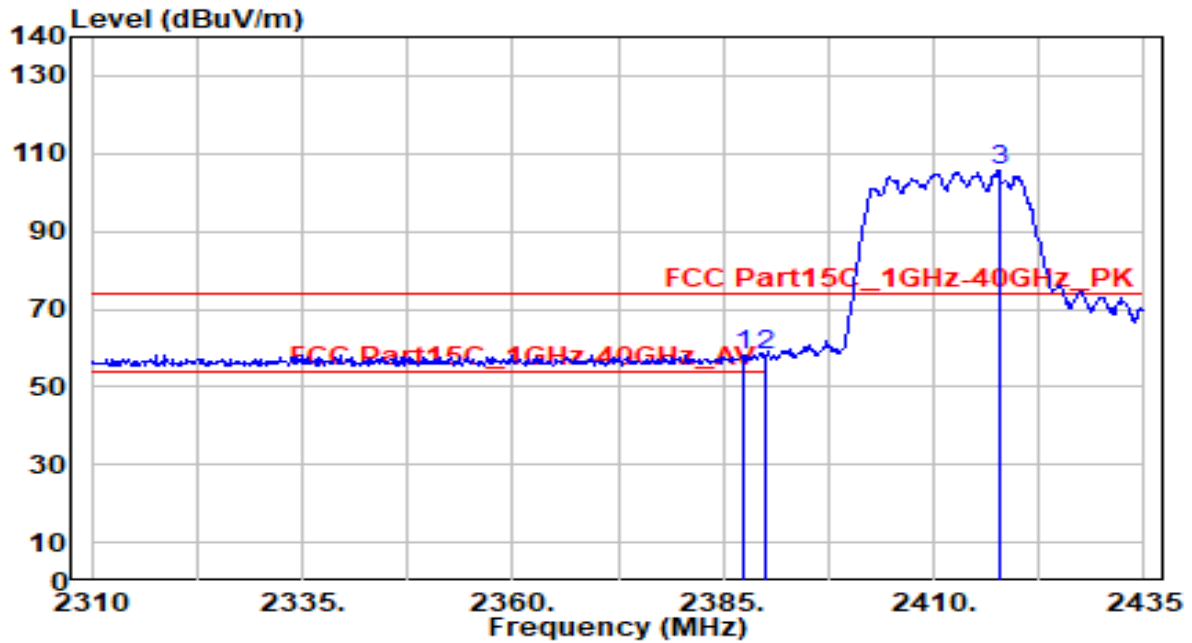


No	Frequency (MHz)	Reading (dBuV)	C.F (dB/m)	Measurement (dBuV/m)	Margin (dB)	Limit (dBuV/m)	Height (cm)	Angle (deg)	Remark (QP/PK/AV)
1	2454.800	73.99	30.82	104.80	N/A	N/A	160	65	Average
2	2483.500	22.79	30.91	53.71	-0.29	54.00	160	65	Average
3	* 2484.720	23.02	30.92	53.94	-0.06	54.00	160	65	Average

Note:

1. " *", means this data is the worst emission level.
2. C.F (Correction Factor) = Antenna Factor (dB)+ Cable Loss (dB).
3. Measurement (dBuV/m) = Reading(dBuV) + C.F (Correction Factor).
4. The emission levels of other frequencies are very lower than the limit and not show in test report.

EUT	AX7800 Tri-Band 8-Stream Wi-Fi 6 Router	Date of Test	2022-07-28
Factor	DRH18-E	Temp. / Humidity	25°C /65%
Polarity	Horizontal	Site / Test Engineer	AC2 / Ares
Test Mode	802.11ax-20MHz_TX_CH 1_ANT 0+1	Test Voltage	AC 120V/60Hz

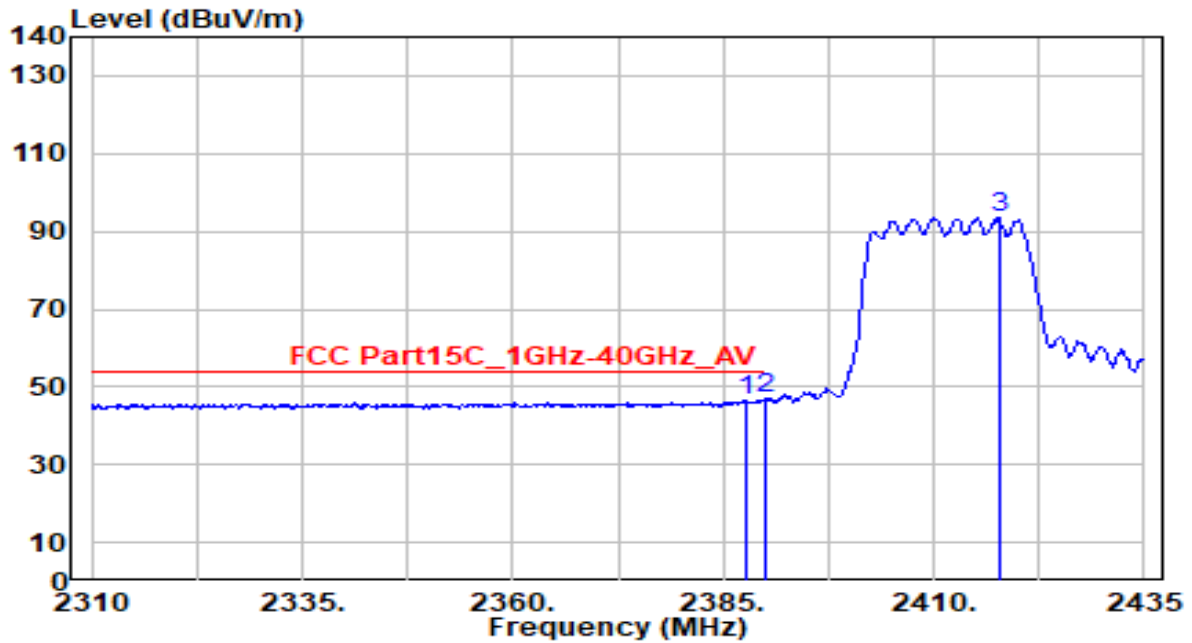


No	Frequency (MHz)	Reading (dBuV)	C.F (dB/m)	Measurement (dBuV/m)	Margin (dB)	Limit (dBuV/m)	Height (cm)	Angle (deg)	Remark (QP/PK/AV)	
1	*	2387.250	27.73	30.61	58.34	-15.66	74.00	110	115	Peak
2		2390.000	27.52	30.61	58.14	-15.86	74.00	110	115	Peak
3		2417.750	74.75	30.69	105.44	N/A	N/A	110	115	Peak

Note:

1. " *", means this data is the worst emission level.
2. C.F (Correction Factor) = Antenna Factor (dB)+ Cable Loss (dB).
3. Measurement (dBuV/m) = Reading(dBuV) + C.F (Correction Factor).
4. The emission levels of other frequencies are very lower than the limit and not show in test report.

EUT	AX7800 Tri-Band 8-Stream Wi-Fi 6 Router	Date of Test	2022-07-28
Factor	DRH18-E	Temp. / Humidity	25°C /65%
Polarity	Horizontal	Site / Test Engineer	AC2 / Ares
Test Mode	802.11ax-20MHz_TX_CH 1_ANT 0+1	Test Voltage	AC 120V/60Hz

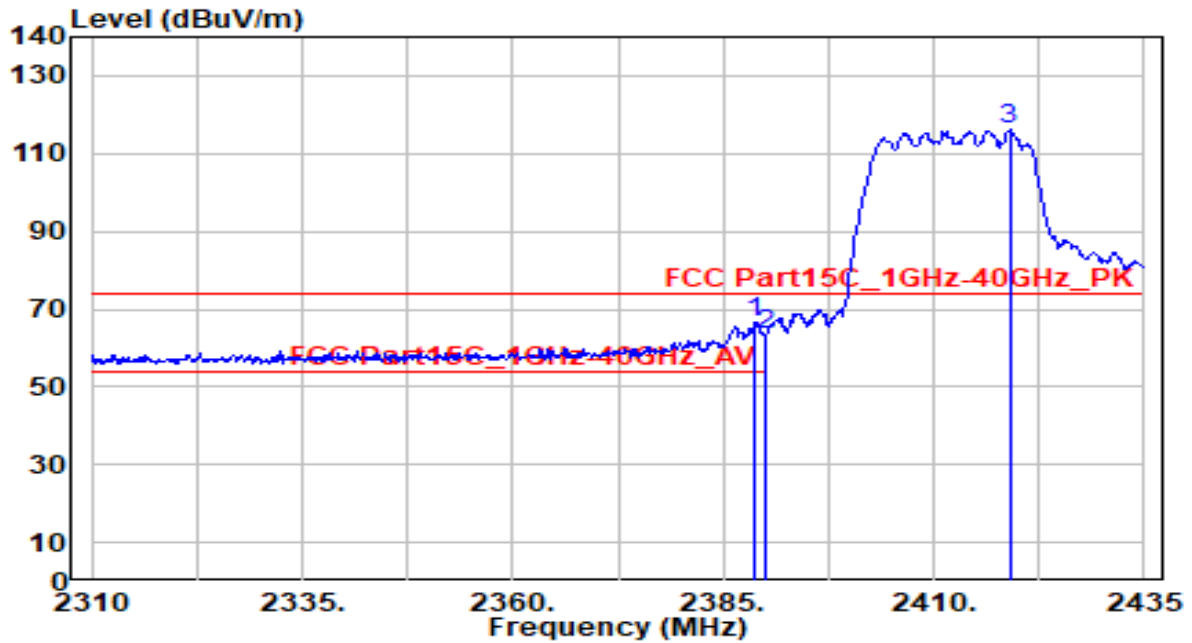


No	Frequency (MHz)	Reading (dBuV)	C.F (dB/m)	Measurement (dBuV/m)	Margin (dB)	Limit (dBuV/m)	Height (cm)	Angle (deg)	Remark (QP/PK/AV)
1	2387.750	15.85	30.61	46.46	-7.54	54.00	110	115	Average
2	* 2390.000	16.48	30.61	47.09	-6.91	54.00	110	115	Average
3	2417.750	62.93	30.69	93.61	N/A	N/A	110	115	Average

Note:

1. " *", means this data is the worst emission level.
2. C.F (Correction Factor) = Antenna Factor (dB)+ Cable Loss (dB).
3. Measurement (dBuV/m) = Reading(dBuV) + C.F (Correction Factor).
4. The emission levels of other frequencies are very lower than the limit and not show in test report.

EUT	AX7800 Tri-Band 8-Stream Wi-Fi 6 Router	Date of Test	2022-07-28
Factor	DRH18-E	Temp. / Humidity	25°C /65%
Polarity	Vertical	Site / Test Engineer	AC2 / Ares
Test Mode	802.11ax-20MHz_TX_CH 1_ANT 0+1	Test Voltage	AC 120V/60Hz

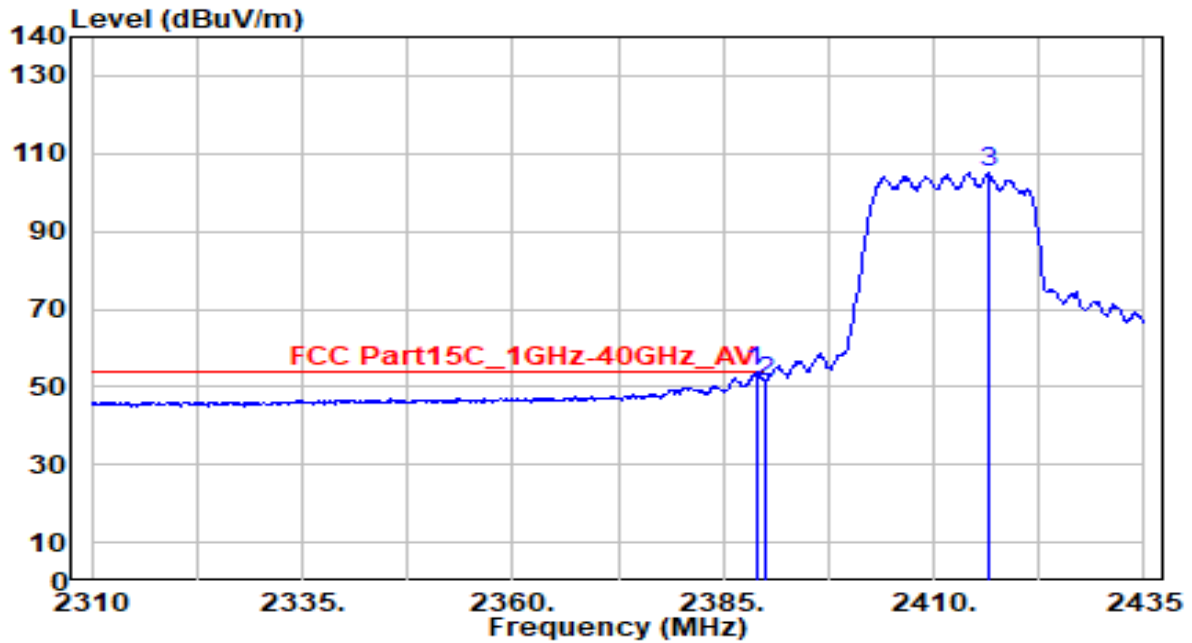


No	Frequency (MHz)	Reading (dBuV)	C.F (dB/m)	Measurement (dBuV/m)	Margin (dB)	Limit (dBuV/m)	Height (cm)	Angle (deg)	Remark (QP/PK/AV)	
1	*	2388.750	35.73	30.61	66.34	-7.66	74.00	100	160	Peak
2		2390.000	32.60	30.61	63.22	-10.78	74.00	100	160	Peak
3		2419.000	85.37	30.69	116.06	N/A	N/A	100	160	Peak

Note:

1. "*" , means this data is the worst emission level.
2. C.F (Correction Factor) = Antenna Factor (dB)+ Cable Loss (dB).
3. Measurement (dBuV/m) = Reading(dBuV) + C.F (Correction Factor).
4. The emission levels of other frequencies are very lower than the limit and not show in test report.

EUT	AX7800 Tri-Band 8-Stream Wi-Fi 6 Router	Date of Test	2022-07-28
Factor	DRH18-E	Temp. / Humidity	25°C /65%
Polarity	Vertical	Site / Test Engineer	AC2 / Ares
Test Mode	802.11ax-20MHz_TX_CH 1_ANT 0+1	Test Voltage	AC 120V/60Hz

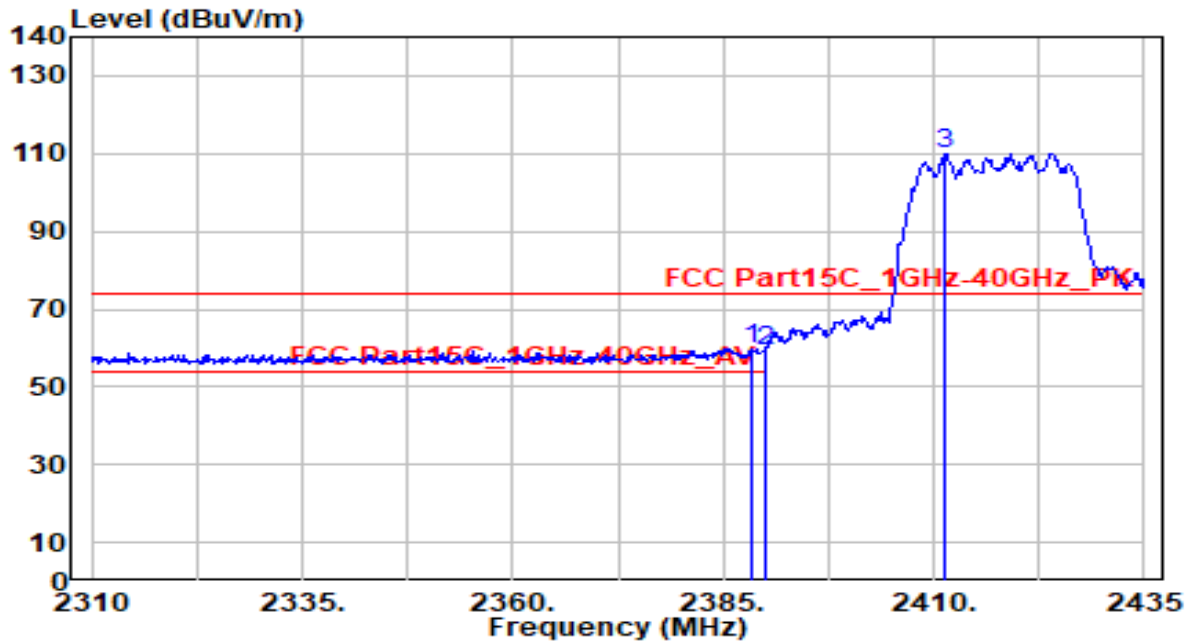


No	Frequency (MHz)	Reading (dBUV)	C.F (dB/m)	Measurement (dBUV/m)	Margin (dB)	Limit (dBUV/m)	Height (cm)	Angle (deg)	Remark (QP/PK/AV)	
1	*	2388.875	23.03	30.61	53.65	-0.35	54.00	100	160	Average
2		2390.000	20.83	30.61	51.44	-2.56	54.00	100	160	Average
3		2416.500	74.56	30.68	105.24	N/A	N/A	100	160	Average

Note:

1. " *", means this data is the worst emission level.
2. C.F (Correction Factor) = Antenna Factor (dB)+ Cable Loss (dB).
3. Measurement (dBUV/m) = Reading(dBUV) + C.F (Correction Factor).
4. The emission levels of other frequencies are very lower than the limit and not show in test report.

EUT	AX7800 Tri-Band 8-Stream Wi-Fi 6 Router	Date of Test	2022-07-28
Factor	DRH18-E	Temp. / Humidity	25°C /65%
Polarity	Horizontal	Site / Test Engineer	AC2 / Ares
Test Mode	802.11ax-20MHz_TX_CH 2_ANT 0+1	Test Voltage	AC 120V/60Hz

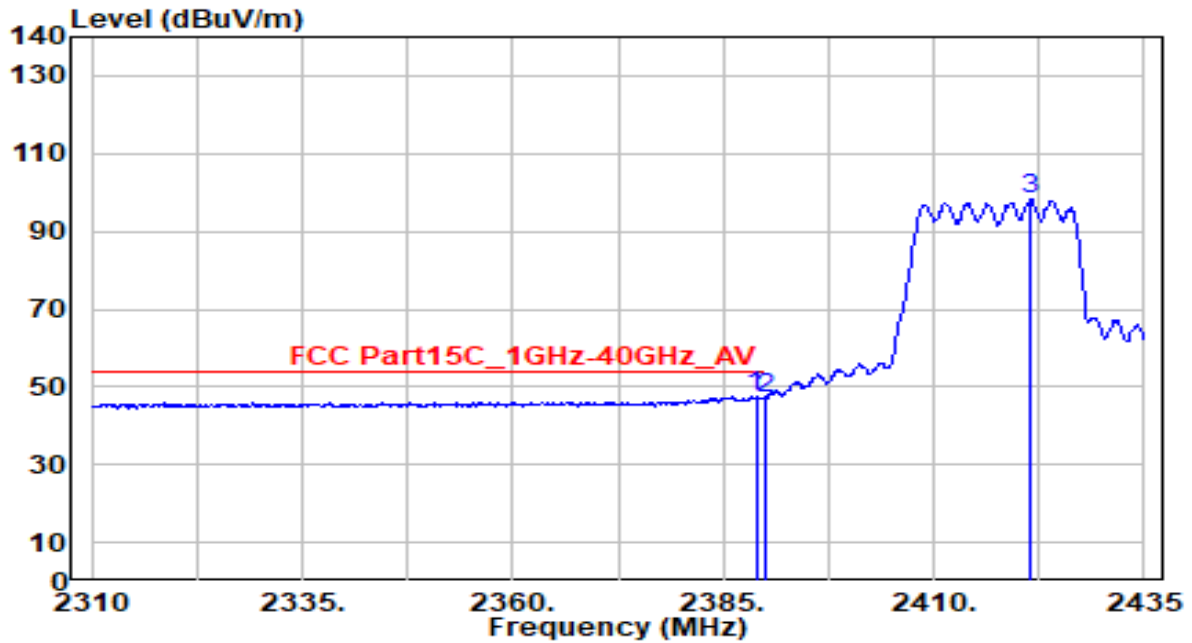


No	Frequency (MHz)	Reading (dBuV)	C.F (dB/m)	Measurement (dBuV/m)	Margin (dB)	Limit (dBuV/m)	Height (cm)	Angle (deg)	Remark (QP/PK/AV)
1	*	29.29	30.61	59.90	-14.10	74.00	170	80	Peak
2		28.75	30.61	59.37	-14.63	74.00	170	80	Peak
3		79.41	30.67	110.07	N/A	N/A	170	80	Peak

Note:

1. " *", means this data is the worst emission level.
2. C.F (Correction Factor) = Antenna Factor (dB)+ Cable Loss (dB).
3. Measurement (dBuV/m) = Reading(dBuV) + C.F (Correction Factor).
4. The emission levels of other frequencies are very lower than the limit and not show in test report.

EUT	AX7800 Tri-Band 8-Stream Wi-Fi 6 Router	Date of Test	2022-07-28
Factor	DRH18-E	Temp. / Humidity	25°C /65%
Polarity	Horizontal	Site / Test Engineer	AC2 / Ares
Test Mode	802.11ax-20MHz_TX_CH 2_ANT 0+1	Test Voltage	AC 120V/60Hz

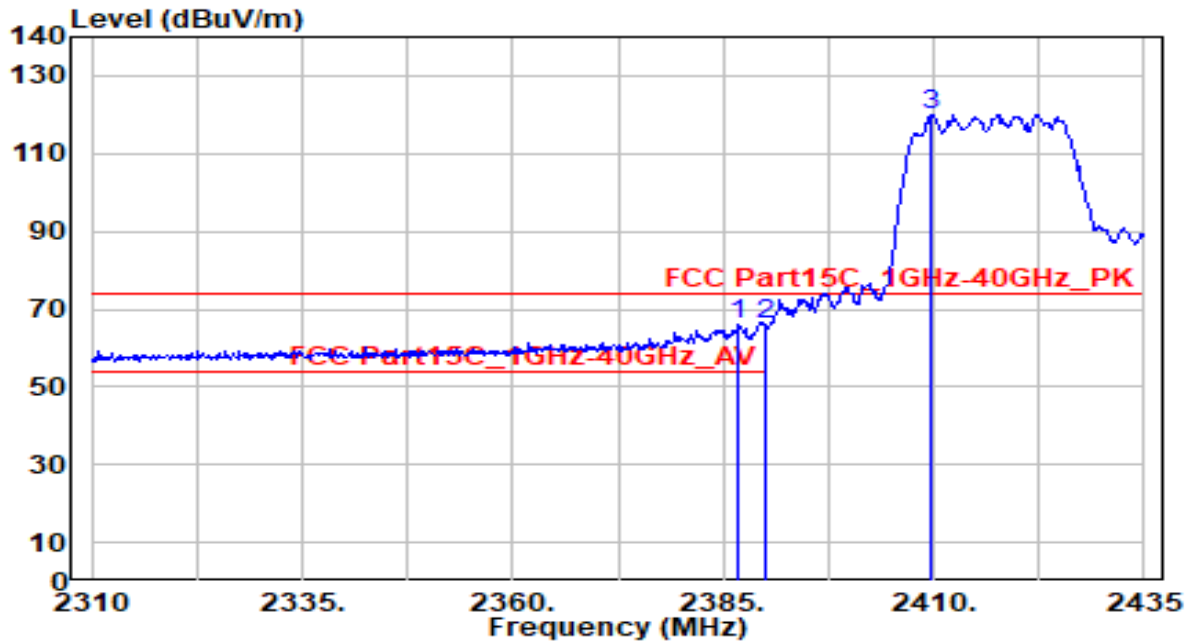


No	Frequency (MHz)	Reading (dBuV)	C.F (dB/m)	Measurement (dBuV/m)	Margin (dB)	Limit (dBuV/m)	Height (cm)	Angle (deg)	Remark (QP/PK/AV)	
1	*	2388.875	16.79	30.61	47.40	-6.60	54.00	170	80	Average
2		2390.000	16.33	30.61	46.94	-7.06	54.00	170	80	Average
3		2421.500	67.47	30.70	98.18	N/A	N/A	170	80	Average

Note:

1. " *", means this data is the worst emission level.
2. C.F (Correction Factor) = Antenna Factor (dB)+ Cable Loss (dB).
3. Measurement (dBuV/m) = Reading(dBuV) + C.F (Correction Factor).
4. The emission levels of other frequencies are very lower than the limit and not show in test report.

EUT	AX7800 Tri-Band 8-Stream Wi-Fi 6 Router	Date of Test	2022-07-28
Factor	DRH18-E	Temp. / Humidity	25°C /65%
Polarity	Vertical	Site / Test Engineer	AC2 / Ares
Test Mode	802.11ax-20MHz_TX_CH 2_ANT 0+1	Test Voltage	AC 120V/60Hz

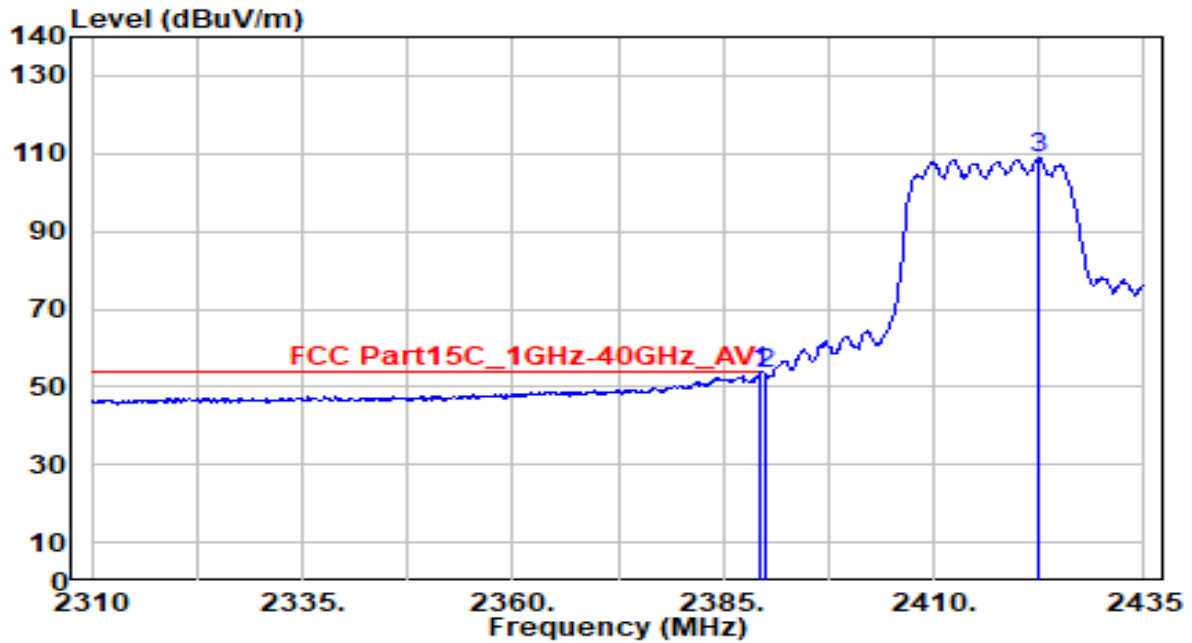


No	Frequency (MHz)	Reading (dBuV)	C.F (dB/m)	Measurement (dBuV/m)	Margin (dB)	Limit (dBuV/m)	Height (cm)	Angle (deg)	Remark (QP/PK/AV)
1	2386.875	35.25	30.61	65.86	-8.14	74.00	115	145	Peak
2	* 2390.000	35.30	30.61	65.91	-8.09	74.00	115	145	Peak
3	2409.750	89.44	30.66	120.10	N/A	N/A	115	145	Peak

Note:

1. " *", means this data is the worst emission level.
2. C.F (Correction Factor) = Antenna Factor (dB)+ Cable Loss (dB).
3. Measurement (dBuV/m) = Reading(dBuV) + C.F (Correction Factor).
4. The emission levels of other frequencies are very lower than the limit and not show in test report.

EUT	AX7800 Tri-Band 8-Stream Wi-Fi 6 Router	Date of Test	2022-07-28
Factor	DRH18-E	Temp. / Humidity	25°C /65%
Polarity	Vertical	Site / Test Engineer	AC2 / Ares
Test Mode	802.11ax-20MHz_TX_CH 2_ANT 0+1	Test Voltage	AC 120V/60Hz

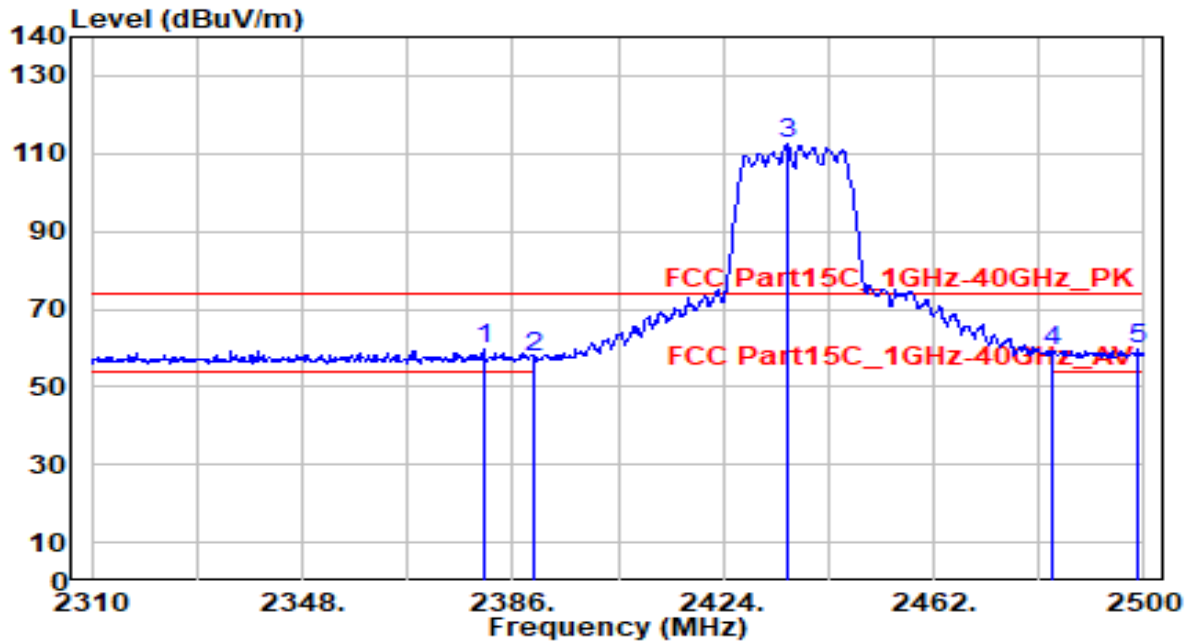


No	Frequency (MHz)	Reading (dBuV)	C.F (dB/m)	Measurement (dBuV/m)	Margin (dB)	Limit (dBuV/m)	Height (cm)	Angle (deg)	Remark (QP/PK/AV)
1	*	23.29	30.61	53.90	-0.10	54.00	115	145	Average
2		22.63	30.61	53.24	-0.76	54.00	115	145	Average
3		78.12	30.70	108.83	N/A	N/A	115	145	Average

Note:

1. " *", means this data is the worst emission level.
2. C.F (Correction Factor) = Antenna Factor (dB)+ Cable Loss (dB).
3. Measurement (dBuV/m) = Reading(dBuV) + C.F (Correction Factor).
4. The emission levels of other frequencies are very lower than the limit and not show in test report.

EUT	AX7800 Tri-Band 8-Stream Wi-Fi 6 Router	Date of Test	2022-07-28
Factor	DRH18-E	Temp. / Humidity	25°C /65%
Polarity	Horizontal	Site / Test Engineer	AC2 / Ares
Test Mode	802.11ax-20MHz_TX_CH 6_ANT 0+1	Test Voltage	AC 120V/60Hz

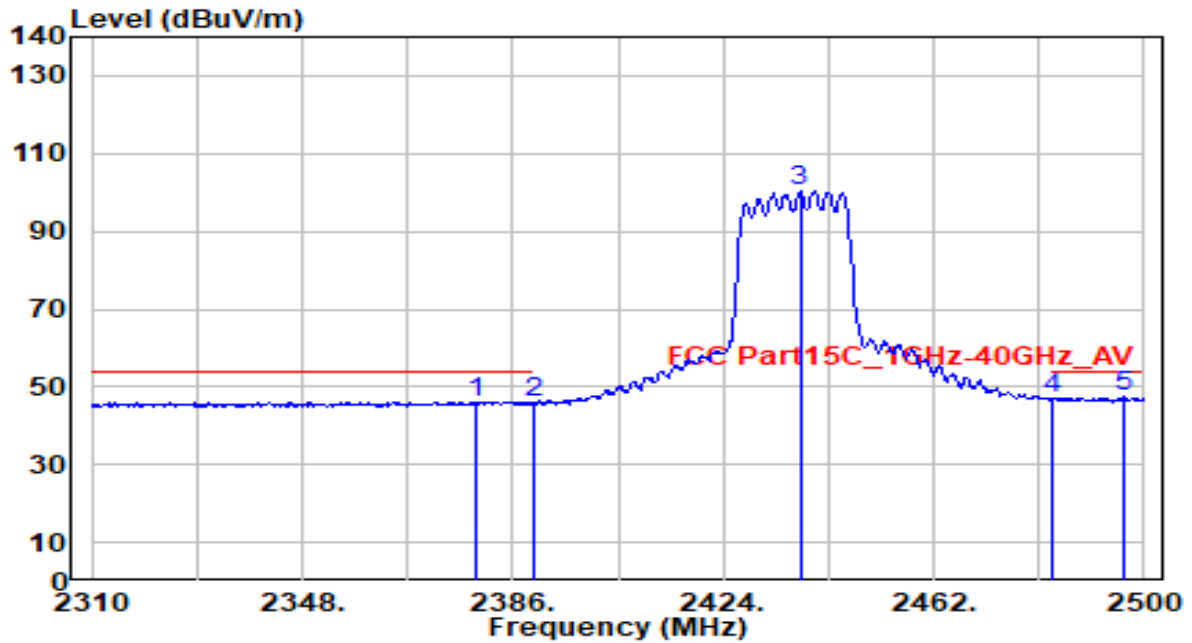


No	Frequency (MHz)	Reading (dBuV)	C.F (dB/m)	Measurement (dBuV/m)	Margin (dB)	Limit (dBuV/m)	Height (cm)	Angle (deg)	Remark (QP/PK/AV)
1	* 2380.680	28.97	30.60	59.57	-14.43	74.00	120	45	Peak
2	2390.000	27.23	30.61	57.85	-16.15	74.00	120	45	Peak
3	2435.590	81.78	30.75	112.53	N/A	N/A	120	45	Peak
4	2483.500	28.44	30.91	59.36	-14.64	74.00	120	45	Peak
5	2499.050	28.60	30.97	59.56	-14.44	74.00	120	45	Peak

Note:

1. " *", means this data is the worst emission level.
2. C.F (Correction Factor) = Antenna Factor (dB)+ Cable Loss (dB).
3. Measurement (dBuV/m) = Reading(dBuV) + C.F (Correction Factor).
4. The emission levels of other frequencies are very lower than the limit and not show in test report.

EUT	AX7800 Tri-Band 8-Stream Wi-Fi 6 Router	Date of Test	2022-07-28
Factor	DRH18-E	Temp. / Humidity	25°C /65%
Polarity	Horizontal	Site / Test Engineer	AC2 / Ares
Test Mode	802.11ax-20MHz_TX_CH 6_ANT 0+1	Test Voltage	AC 120V/60Hz

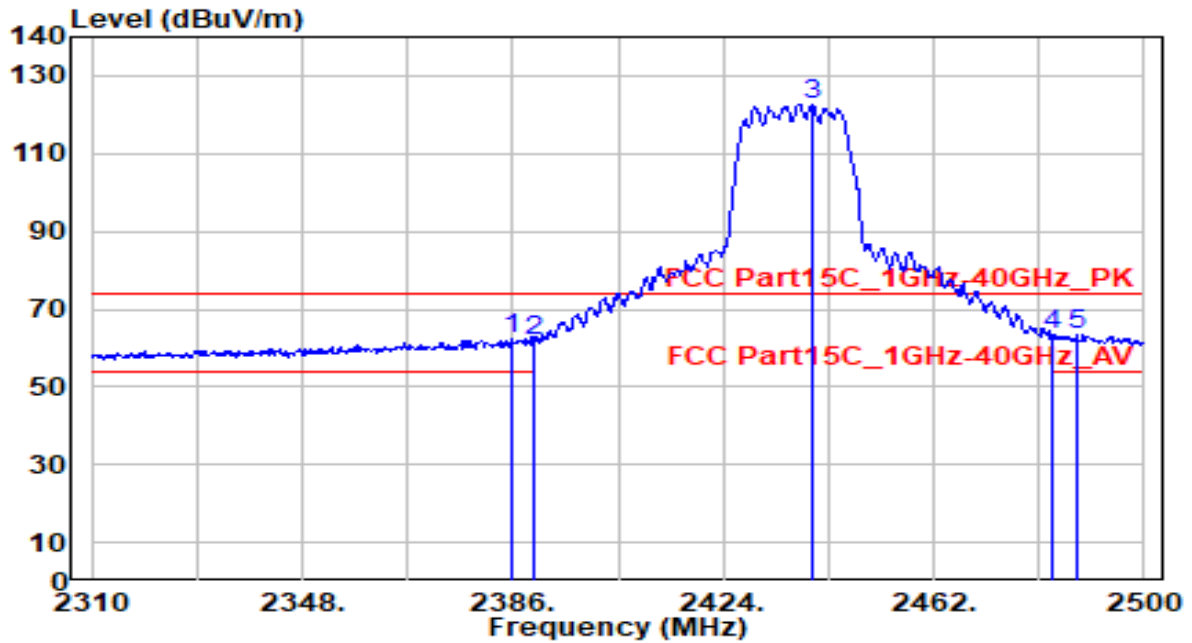


No	Frequency (MHz)	Reading (dBuV)	C.F (dB/m)	Measurement (dBuV/m)	Margin (dB)	Limit (dBuV/m)	Height (cm)	Angle (deg)	Remark (QP/PK/AV)
1	2379.350	15.62	30.60	46.22	-7.78	54.00	120	45	Average
2	2390.000	15.49	30.61	46.10	-7.90	54.00	120	45	Average
3	2437.870	69.58	30.76	100.34	N/A	N/A	120	45	Average
4	2483.500	16.27	30.91	47.18	-6.82	54.00	120	45	Average
5	* 2496.200	16.33	30.96	47.29	-6.71	54.00	120	45	Average

Note:

1. " *", means this data is the worst emission level.
2. C.F (Correction Factor) = Antenna Factor (dB)+ Cable Loss (dB).
3. Measurement (dBuV/m) = Reading(dBuV) + C.F (Correction Factor).
4. The emission levels of other frequencies are very lower than the limit and not show in test report.

EUT	AX7800 Tri-Band 8-Stream Wi-Fi 6 Router	Date of Test	2022-07-28
Factor	DRH18-E	Temp. / Humidity	25°C /65%
Polarity	Vertical	Site / Test Engineer	AC2 / Ares
Test Mode	802.11ax-20MHz_TX_CH 6_ANT 0+1	Test Voltage	AC 120V/60Hz

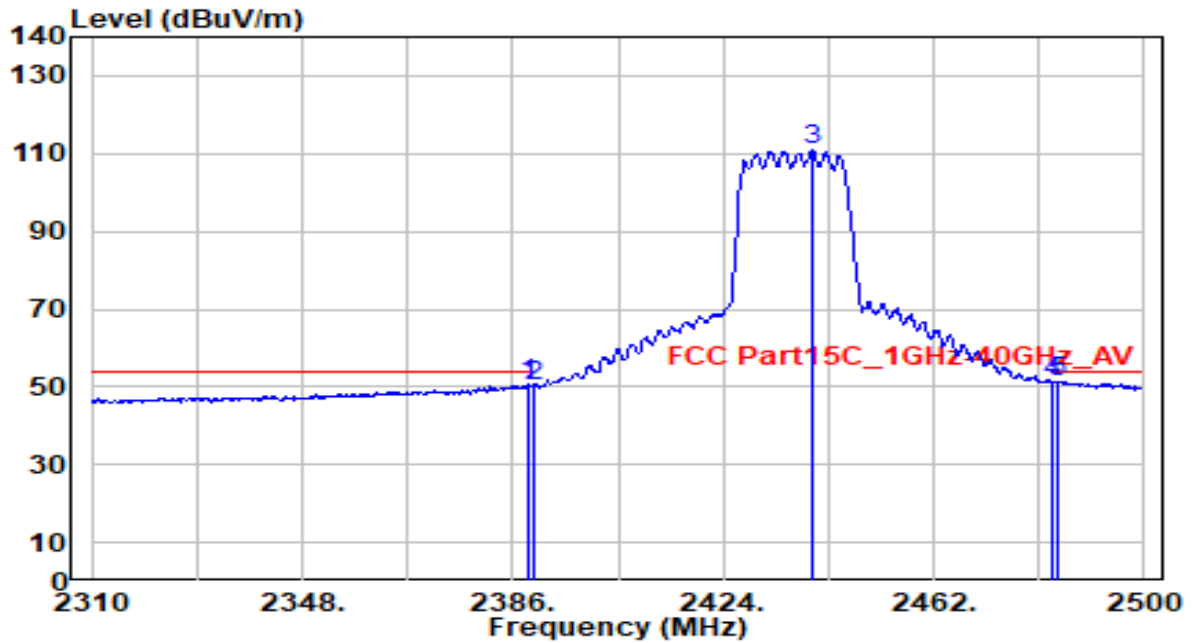


No	Frequency (MHz)	Reading (dBUV)	C.F (dB/m)	Measurement (dBUV/m)	Margin (dB)	Limit (dBUV/m)	Height (cm)	Angle (deg)	Remark (QP/PK/AV)
1	2386.000	31.66	30.61	62.27	-11.73	74.00	100	150	Peak
2	2390.000	31.33	30.61	61.94	-12.06	74.00	100	150	Peak
3	2439.960	91.75	30.76	122.51	N/A	N/A	100	150	Peak
4	2483.500	32.38	30.91	63.29	-10.71	74.00	100	150	Peak
5	* 2487.840	32.64	30.93	63.57	-10.43	74.00	100	150	Peak

Note:

- " *", means this data is the worst emission level.
- C.F (Correction Factor) = Antenna Factor (dB)+ Cable Loss (dB).
- Measurement (dBUV/m) = Reading(dBUV) + C.F (Correction Factor).
- The emission levels of other frequencies are very lower than the limit and not show in test report.

EUT	AX7800 Tri-Band 8-Stream Wi-Fi 6 Router	Date of Test	2022-07-28
Factor	DRH18-E	Temp. / Humidity	25°C /65%
Polarity	Vertical	Site / Test Engineer	AC2 / Ares
Test Mode	802.11ax-20MHz_TX_CH 6_ANT 0+1	Test Voltage	AC 120V/60Hz

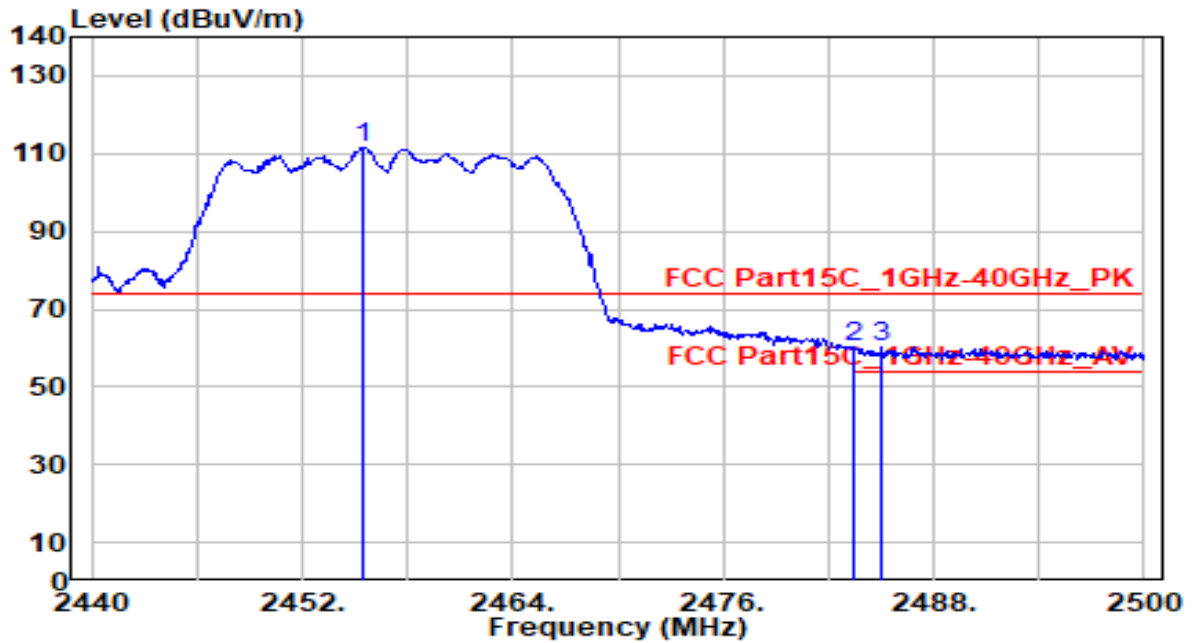


No	Frequency (MHz)	Reading (dBuV)	C.F (dB/m)	Measurement (dBuV/m)	Margin (dB)	Limit (dBuV/m)	Height (cm)	Angle (deg)	Remark (QP/PK/AV)
1	2388.660	19.84	30.61	50.45	-3.55	54.00	100	150	Average
2	2390.000	19.58	30.61	50.19	-3.81	54.00	100	150	Average
3	2439.960	80.33	30.76	111.09	N/A	N/A	100	150	Average
4	2483.500	20.15	30.91	51.06	-2.94	54.00	100	150	Average
5	* 2484.610	20.42	30.92	51.33	-2.67	54.00	100	150	Average

Note:

1. " *", means this data is the worst emission level.
2. C.F (Correction Factor) = Antenna Factor (dB)+ Cable Loss (dB).
3. Measurement (dBuV/m) = Reading(dBuV) + C.F (Correction Factor).
4. The emission levels of other frequencies are very lower than the limit and not show in test report.

EUT	AX7800 Tri-Band 8-Stream Wi-Fi 6 Router	Date of Test	2022-07-28
Factor	DRH18-E	Temp. / Humidity	25°C /65%
Polarity	Horizontal	Site / Test Engineer	AC2 / Ares
Test Mode	802.11ax-20MHz_TX_CH 10_ANT 0+1	Test Voltage	AC 120V/60Hz

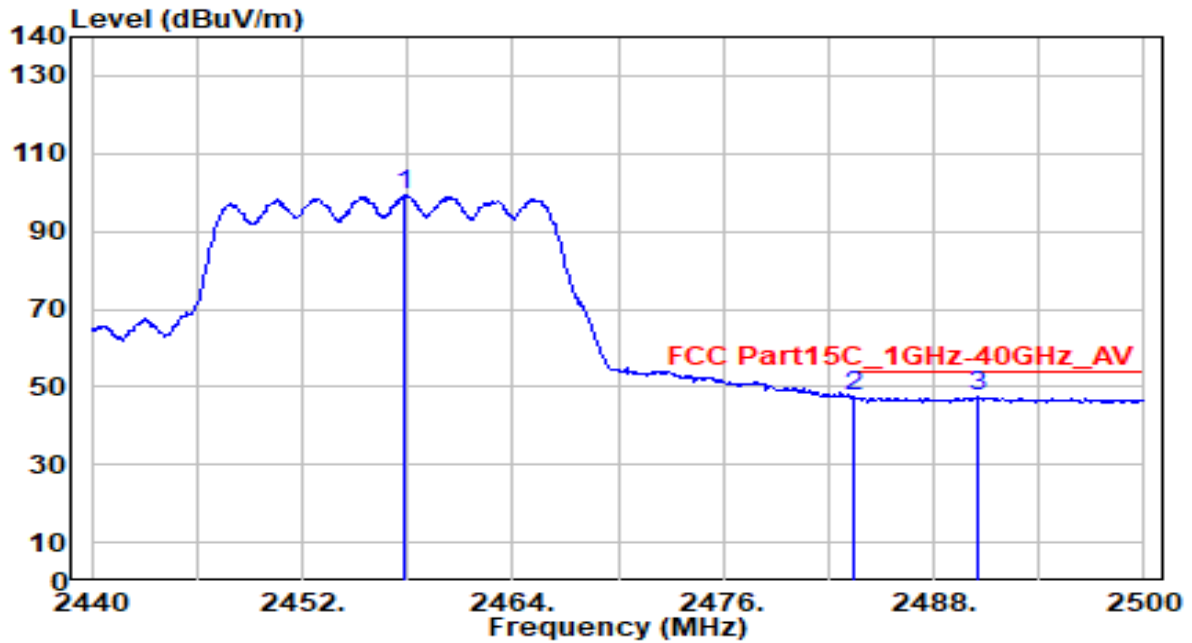


No	Frequency (MHz)	Reading (dBuV)	C.F (dB/m)	Measurement (dBuV/m)	Margin (dB)	Limit (dBuV/m)	Height (cm)	Angle (deg)	Remark (QP/PK/AV)
1	2455.480	80.59	30.82	111.40	N/A	N/A	185	45	Peak
2	2483.500	29.44	30.91	60.36	-13.64	74.00	185	45	Peak
3	* 2485.000	29.53	30.92	60.45	-13.55	74.00	185	45	Peak

Note:

1. " *", means this data is the worst emission level.
2. C.F (Correction Factor) = Antenna Factor (dB)+ Cable Loss (dB).
3. Measurement (dBuV/m) = Reading(dBuV) + C.F (Correction Factor).
4. The emission levels of other frequencies are very lower than the limit and not show in test report.

EUT	AX7800 Tri-Band 8-Stream Wi-Fi 6 Router	Date of Test	2022-07-28
Factor	DRH18-E	Temp. / Humidity	25°C /65%
Polarity	Horizontal	Site / Test Engineer	AC2 / Ares
Test Mode	802.11ax-20MHz_TX_CH 10_ANT 0+1	Test Voltage	AC 120V/60Hz

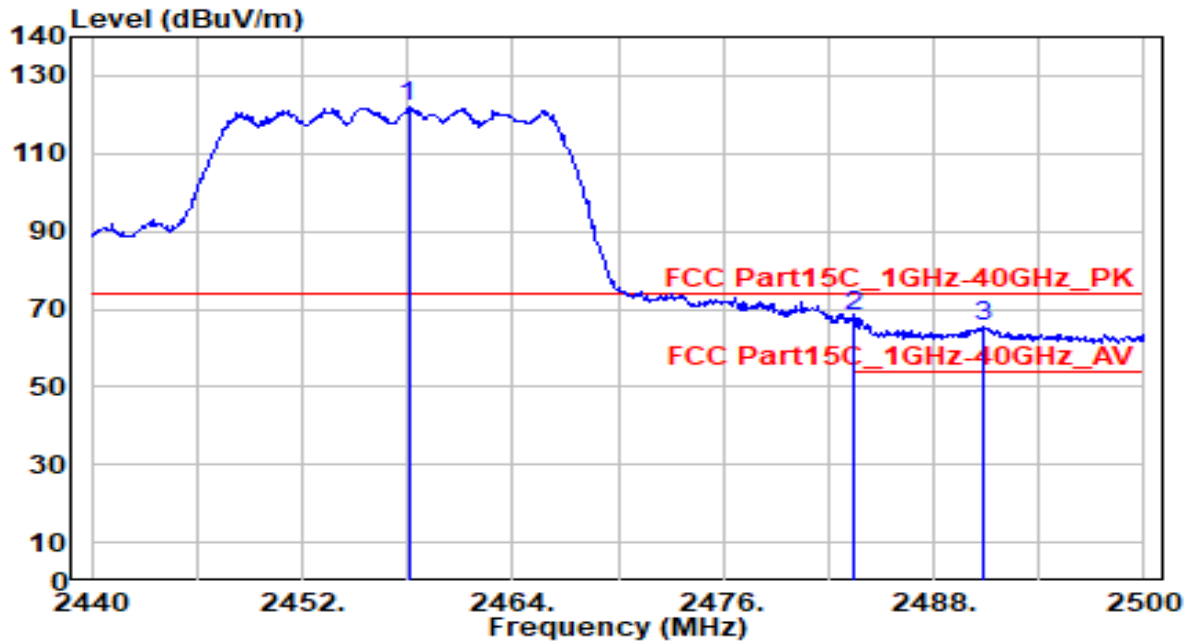


No	Frequency (MHz)	Reading (dBuV)	C.F (dB/m)	Measurement (dBuV/m)	Margin (dB)	Limit (dBuV/m)	Height (cm)	Angle (deg)	Remark (QP/PK/AV)
1	2457.760	68.40	30.83	99.23	N/A	N/A	185	45	Average
2	* 2483.500	16.47	30.91	47.38	-6.62	54.00	185	45	Average
3	2490.580	16.40	30.94	47.33	-6.67	54.00	185	45	Average

Note:

1. " *", means this data is the worst emission level.
2. C.F (Correction Factor) = Antenna Factor (dB)+ Cable Loss (dB).
3. Measurement (dBuV/m) = Reading(dBuV) + C.F (Correction Factor).
4. The emission levels of other frequencies are very lower than the limit and not show in test report.

EUT	AX7800 Tri-Band 8-Stream Wi-Fi 6 Router	Date of Test	2022-07-28
Factor	DRH18-E	Temp. / Humidity	25°C /65%
Polarity	Vertical	Site / Test Engineer	AC2 / Ares
Test Mode	802.11ax-20MHz_TX_CH 10_ANT 0+1	Test Voltage	AC 120V/60Hz

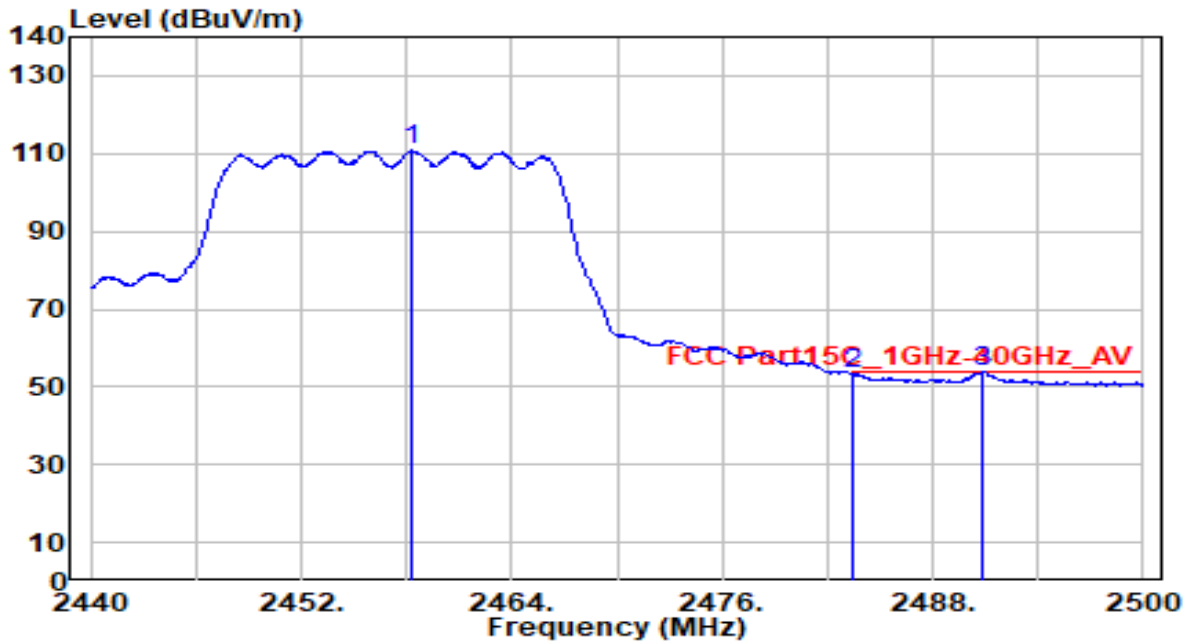


No	Frequency (MHz)	Reading (dBuV)	C.F (dB/m)	Measurement (dBuV/m)	Margin (dB)	Limit (dBuV/m)	Height (cm)	Angle (deg)	Remark (QP/PK/AV)
1	2458.060	91.05	30.83	121.87	N/A	N/A	155	70	Peak
2	* 2483.500	36.99	30.91	67.91	-6.09	74.00	155	70	Peak
3	2490.880	34.33	30.94	65.27	-8.73	74.00	155	70	Peak

Note:

1. " *", means this data is the worst emission level.
2. C.F (Correction Factor) = Antenna Factor (dB)+ Cable Loss (dB).
3. Measurement (dBuV/m) = Reading(dBuV) + C.F (Correction Factor).
4. The emission levels of other frequencies are very lower than the limit and not show in test report.

EUT	AX7800 Tri-Band 8-Stream Wi-Fi 6 Router	Date of Test	2022-07-28
Factor	DRH18-E	Temp. / Humidity	25°C /65%
Polarity	Vertical	Site / Test Engineer	AC2 / Ares
Test Mode	802.11ax-20MHz_TX_CH 10_ANT 0+1	Test Voltage	AC 120V/60Hz

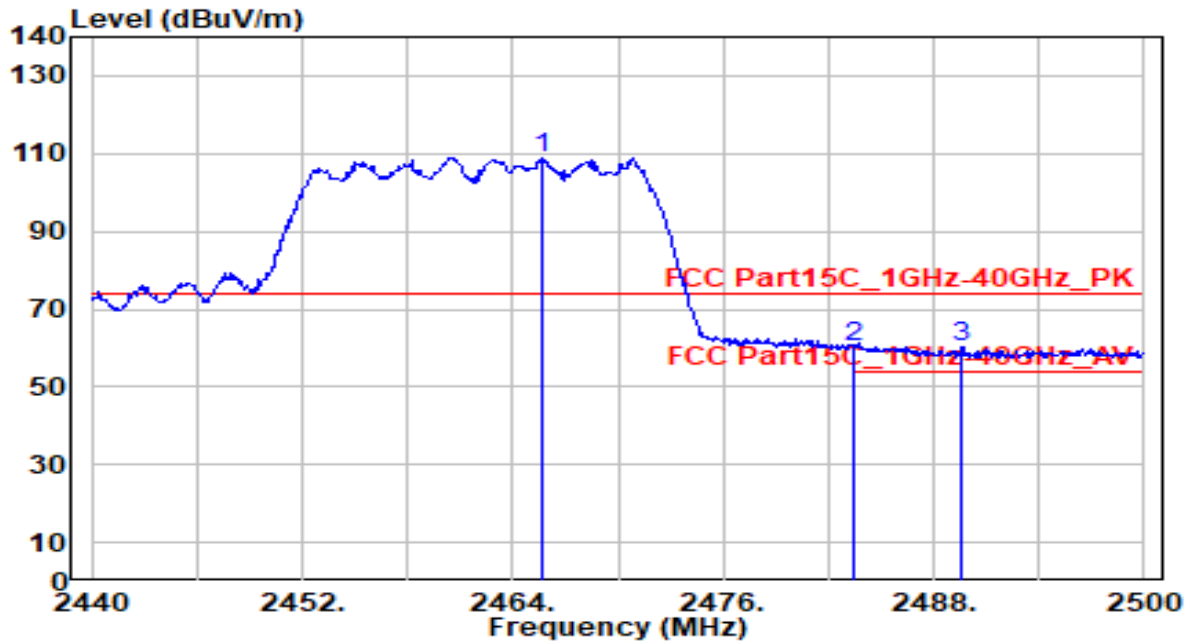


No	Frequency (MHz)	Reading (dBuV)	C.F (dB/m)	Measurement (dBuV/m)	Margin (dB)	Limit (dBuV/m)	Height (cm)	Angle (deg)	Remark (QP/PK/AV)
1	2458.240	79.99	30.83	110.82	N/A	N/A	155	70	Average
2	2483.500	22.63	30.91	53.55	-0.45	54.00	155	70	Average
3	* 2490.880	22.97	30.94	53.91	-0.09	54.00	155	70	Average

Note:

1. " *", means this data is the worst emission level.
2. C.F (Correction Factor) = Antenna Factor (dB)+ Cable Loss (dB).
3. Measurement (dBuV/m) = Reading(dBuV) + C.F (Correction Factor).
4. The emission levels of other frequencies are very lower than the limit and not show in test report.

EUT	AX7800 Tri-Band 8-Stream Wi-Fi 6 Router	Date of Test	2022-07-28
Factor	DRH18-E	Temp. / Humidity	25°C /65%
Polarity	Horizontal	Site / Test Engineer	AC2 / Ares
Test Mode	802.11ax-20MHz_TX_CH 11_ANT 0+1	Test Voltage	AC 120V/60Hz

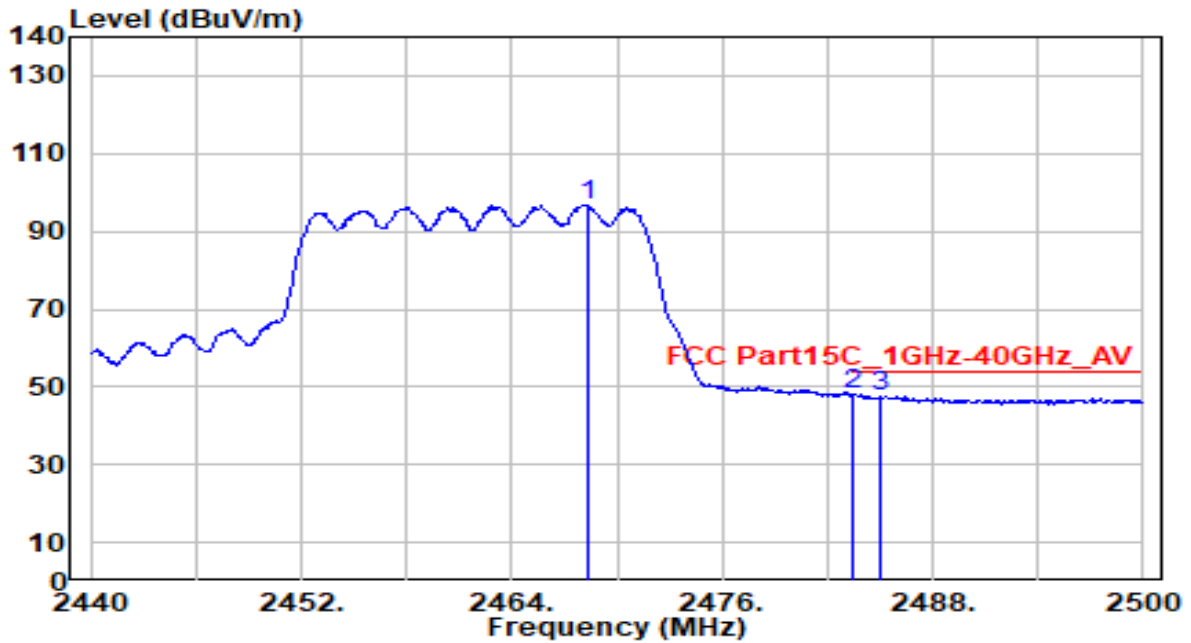


No	Frequency (MHz)	Reading (dBuV)	C.F (dB/m)	Measurement (dBuV/m)	Margin (dB)	Limit (dBuV/m)	Height (cm)	Angle (deg)	Remark (QP/PK/AV)
1	2465.680	77.94	30.85	108.79	N/A	N/A	135	40	Peak
2	* 2483.500	29.51	30.91	60.42	-13.58	74.00	135	40	Peak
3	2489.620	29.25	30.93	60.18	-13.82	74.00	135	40	Peak

Note:

1. " *", means this data is the worst emission level.
2. C.F (Correction Factor) = Antenna Factor (dB)+ Cable Loss (dB).
3. Measurement (dBuV/m) = Reading(dBuV) + C.F (Correction Factor).
4. The emission levels of other frequencies are very lower than the limit and not show in test report.

EUT	AX7800 Tri-Band 8-Stream Wi-Fi 6 Router	Date of Test	2022-07-28
Factor	DRH18-E	Temp. / Humidity	25°C /65%
Polarity	Horizontal	Site / Test Engineer	AC2 / Ares
Test Mode	802.11ax-20MHz_TX_CH 11_ANT 0+1	Test Voltage	AC 120V/60Hz

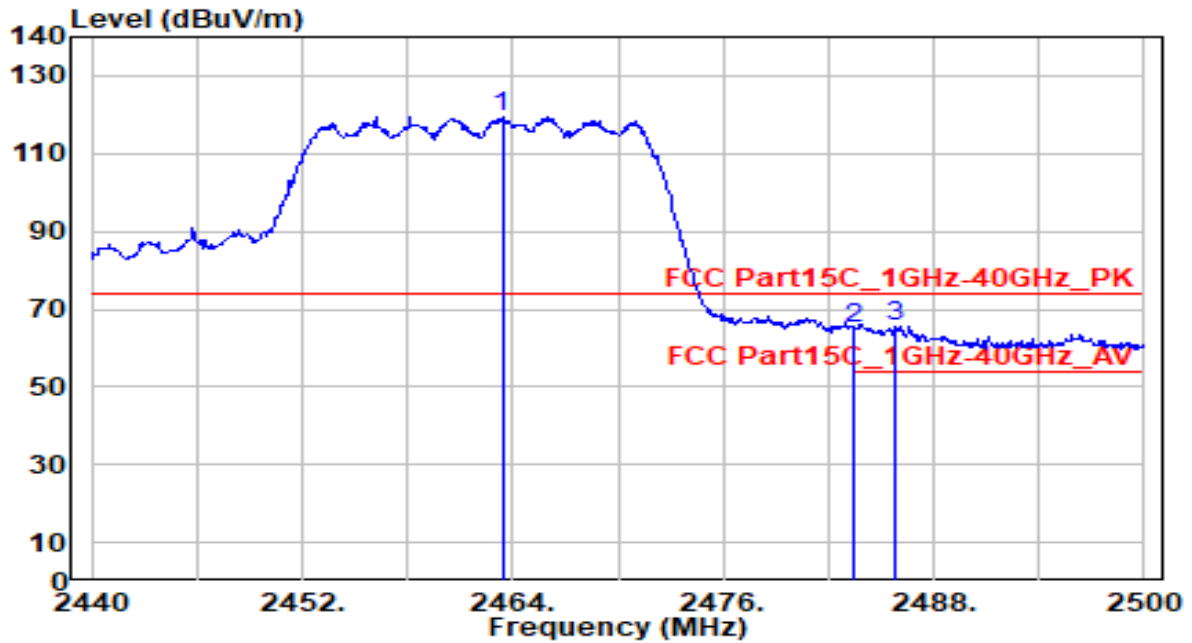


No	Frequency (MHz)	Reading (dBuV)	C.F (dB/m)	Measurement (dBuV/m)	Margin (dB)	Limit (dBuV/m)	Height (cm)	Angle (deg)	Remark (QP/PK/AV)
1	2468.380	65.88	30.86	96.75	N/A	N/A	135	40	Average
2	* 2483.500	17.09	30.91	48.01	-5.99	54.00	135	40	Average
3	2484.940	16.64	30.92	47.56	-6.44	54.00	135	40	Average

Note:

1. " *", means this data is the worst emission level.
2. C.F (Correction Factor) = Antenna Factor (dB)+ Cable Loss (dB).
3. Measurement (dBuV/m) = Reading(dBuV) + C.F (Correction Factor).
4. The emission levels of other frequencies are very lower than the limit and not show in test report.

EUT	AX7800 Tri-Band 8-Stream Wi-Fi 6 Router	Date of Test	2022-07-28
Factor	DRH18-E	Temp. / Humidity	25°C /65%
Polarity	Vertical	Site / Test Engineer	AC2 / Ares
Test Mode	802.11ax-20MHz_TX_CH 11_ANT 0+1	Test Voltage	AC 120V/60Hz

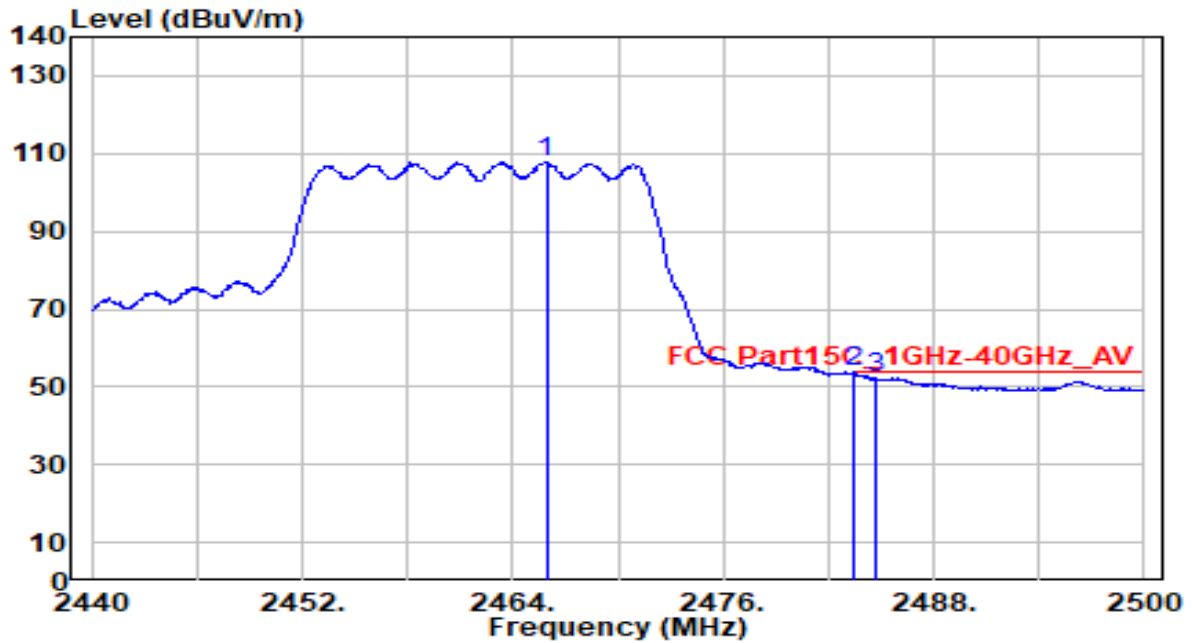


No	Frequency (MHz)	Reading (dBuV)	C.F (dB/m)	Measurement (dBuV/m)	Margin (dB)	Limit (dBuV/m)	Height (cm)	Angle (deg)	Remark (QP/PK/AV)
1	2463.400	88.67	30.84	119.52	N/A	N/A	150	70	Peak
2	2483.500	34.32	30.91	65.24	-8.76	74.00	150	70	Peak
3	* 2485.840	34.45	30.92	65.37	-8.63	74.00	150	70	Peak

Note:

1. " *", means this data is the worst emission level.
2. C.F (Correction Factor) = Antenna Factor (dB)+ Cable Loss (dB).
3. Measurement (dBuV/m) = Reading(dBuV) + C.F (Correction Factor).
4. The emission levels of other frequencies are very lower than the limit and not show in test report.

EUT	AX7800 Tri-Band 8-Stream Wi-Fi 6 Router	Date of Test	2022-07-28
Factor	DRH18-E	Temp. / Humidity	25°C /65%
Polarity	Vertical	Site / Test Engineer	AC2 / Ares
Test Mode	802.11ax-20MHz_TX_CH 11_ANT 0+1	Test Voltage	AC 120V/60Hz

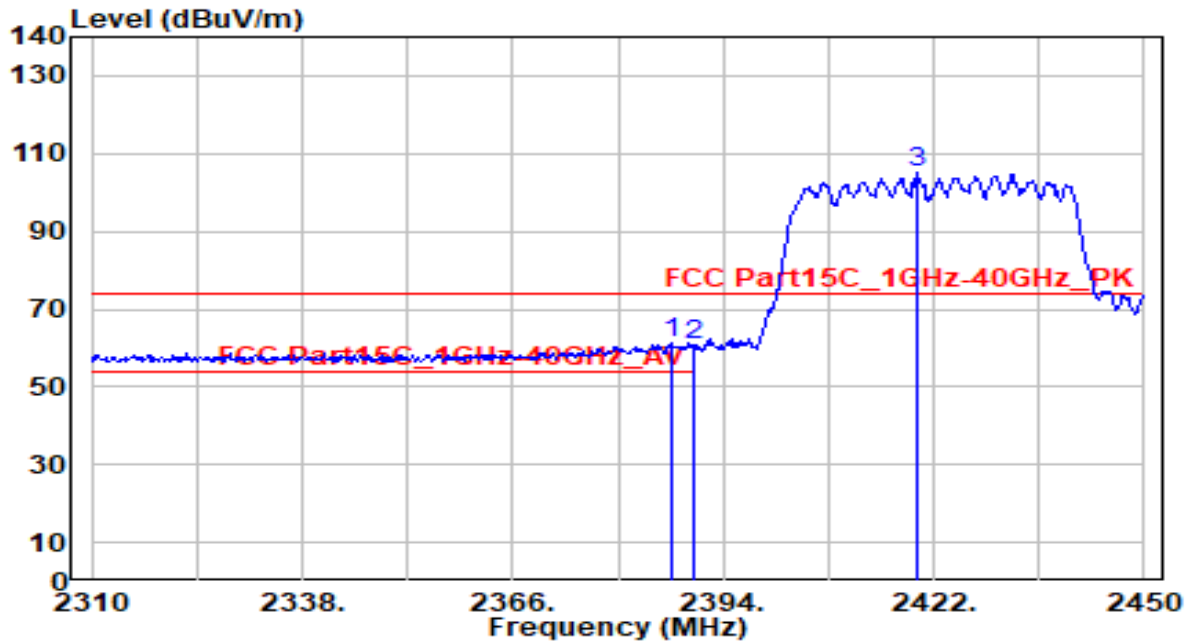


No	Frequency (MHz)	Reading (dBuV)	C.F (dB/m)	Measurement (dBuV/m)	Margin (dB)	Limit (dBuV/m)	Height (cm)	Angle (deg)	Remark (QP/PK/AV)
1	2465.920	77.16	30.85	108.02	N/A	N/A	150	70	Average
2	* 2483.500	22.95	30.91	53.86	-0.14	54.00	150	70	Average
3	2484.760	21.65	30.92	52.56	-1.44	54.00	150	70	Average

Note:

1. " *", means this data is the worst emission level.
2. C.F (Correction Factor) = Antenna Factor (dB)+ Cable Loss (dB).
3. Measurement (dBuV/m) = Reading(dBuV) + C.F (Correction Factor).
4. The emission levels of other frequencies are very lower than the limit and not show in test report.

EUT	AX7800 Tri-Band 8-Stream Wi-Fi 6 Router	Date of Test	2022-07-28
Factor	DRH18-E	Temp. / Humidity	25°C /65%
Polarity	Horizontal	Site / Test Engineer	AC2 / Ares
Test Mode	802.11ax-40MHz_TX_CH 3_ANT 0+1	Test Voltage	AC 120V/60Hz

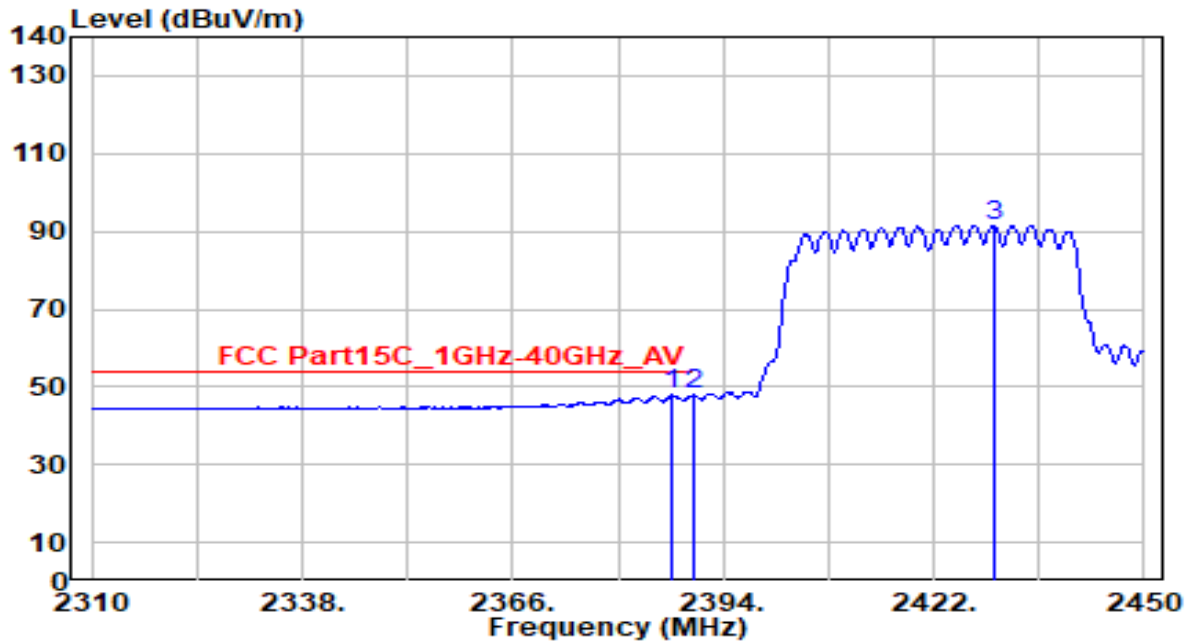


No	Frequency (MHz)	Reading (dBuV)	C.F (dB/m)	Measurement (dBuV/m)	Margin (dB)	Limit (dBuV/m)	Height (cm)	Angle (deg)	Remark (QP/PK/AV)
1	2387.140	30.60	30.61	61.21	-12.79	74.00	105	125	Peak
2	2390.000	30.00	30.61	60.62	-13.38	74.00	105	125	Peak
3	2419.760	74.59	30.70	105.28	N/A	N/A	105	125	Peak

Note:

1. " *", means this data is the worst emission level.
2. C.F (Correction Factor) = Antenna Factor (dB)+ Cable Loss (dB).
3. Measurement (dBuV/m) = Reading(dBuV) + C.F (Correction Factor).
4. The emission levels of other frequencies are very lower than the limit and not show in test report.

EUT	AX7800 Tri-Band 8-Stream Wi-Fi 6 Router	Date of Test	2022-07-28
Factor	DRH18-E	Temp. / Humidity	25°C /65%
Polarity	Horizontal	Site / Test Engineer	AC2 / Ares
Test Mode	802.11ax-40MHz_TX_CH 3_ANT 0+1	Test Voltage	AC 120V/60Hz

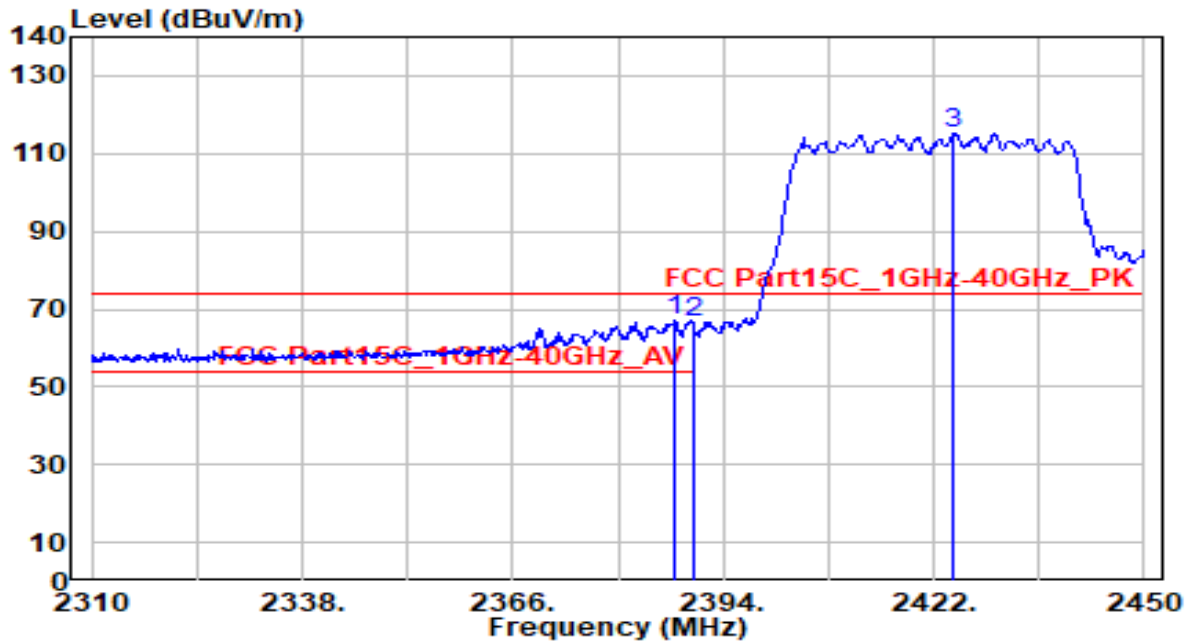


No	Frequency (MHz)	Reading (dBUV)	C.F (dB/m)	Measurement (dBUV/m)	Margin (dB)	Limit (dBUV/m)	Height (cm)	Angle (deg)	Remark (QP/PK/AV)
1	2387.140	17.20	30.61	47.81	-6.19	54.00	105	125	Average
2	* 2390.000	17.21	30.61	47.83	-6.17	54.00	105	125	Average
3	2429.980	60.88	30.73	91.62	N/A	N/A	105	125	Average

Note:

1. " *", means this data is the worst emission level.
2. C.F (Correction Factor) = Antenna Factor (dB)+ Cable Loss (dB).
3. Measurement (dBUV/m) = Reading(dBUV) + C.F (Correction Factor).
4. The emission levels of other frequencies are very lower than the limit and not show in test report.

EUT	AX7800 Tri-Band 8-Stream Wi-Fi 6 Router	Date of Test	2022-07-28
Factor	DRH18-E	Temp. / Humidity	25°C /65%
Polarity	Vertical	Site / Test Engineer	AC2 / Ares
Test Mode	802.11ax-40MHz_TX_CH 3_ANT 0+1	Test Voltage	AC 120V/60Hz

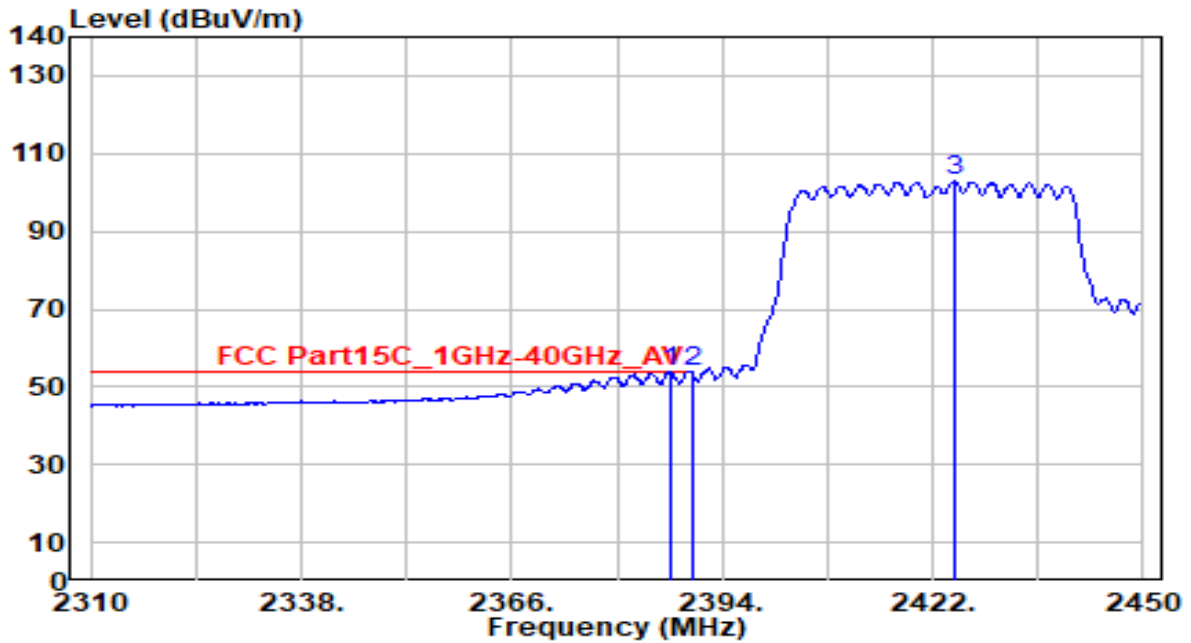


No	Frequency (MHz)	Reading (dBuV)	C.F (dB/m)	Measurement (dBuV/m)	Margin (dB)	Limit (dBuV/m)	Height (cm)	Angle (deg)	Remark (QP/PK/AV)	
1	*	2387.700	36.46	30.61	67.07	-6.93	74.00	145	65	Peak
2		2390.000	35.71	30.61	66.32	-7.68	74.00	145	65	Peak
3		2424.520	84.61	30.71	115.33	N/A	N/A	145	65	Peak

Note:

1. " *", means this data is the worst emission level.
2. C.F (Correction Factor) = Antenna Factor (dB)+ Cable Loss (dB).
3. Measurement (dBuV/m) = Reading(dBuV) + C.F (Correction Factor).
4. The emission levels of other frequencies are very lower than the limit and not show in test report.

EUT	AX7800 Tri-Band 8-Stream Wi-Fi 6 Router	Date of Test	2022-07-28
Factor	DRH18-E	Temp. / Humidity	25°C /65%
Polarity	Vertical	Site / Test Engineer	AC2 / Ares
Test Mode	802.11ax-40MHz_TX_CH 3_ANT 0+1	Test Voltage	AC 120V/60Hz

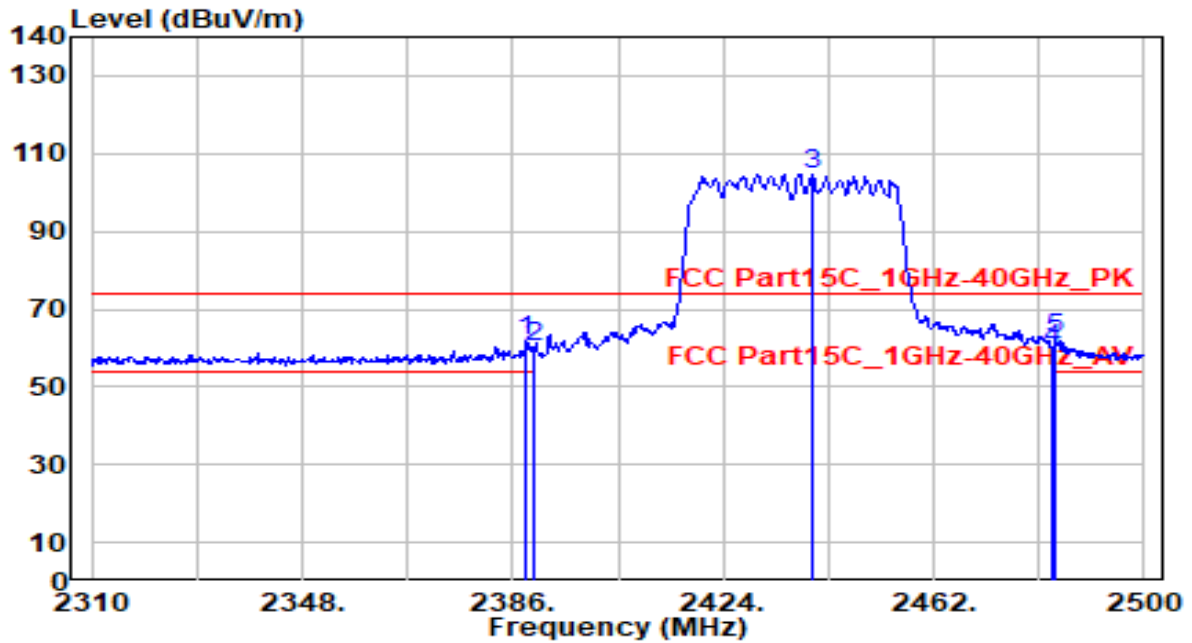


No	Frequency (MHz)	Reading (dBuV)	C.F (dB/m)	Measurement (dBuV/m)	Margin (dB)	Limit (dBuV/m)	Height (cm)	Angle (deg)	Remark (QP/PK/AV)
1	* 2387.000	23.30	30.61	53.91	-0.09	54.00	145	65	Average
2	2390.000	23.02	30.61	53.63	-0.37	54.00	145	65	Average
3	2424.940	72.08	30.71	102.79	N/A	N/A	145	65	Average

Note:

1. " *", means this data is the worst emission level.
2. C.F (Correction Factor) = Antenna Factor (dB)+ Cable Loss (dB).
3. Measurement (dBuV/m) = Reading(dBuV) + C.F (Correction Factor).
4. The emission levels of other frequencies are very lower than the limit and not show in test report.

EUT	AX7800 Tri-Band 8-Stream Wi-Fi 6 Router	Date of Test	2022-07-28
Factor	DRH18-E	Temp. / Humidity	25°C /65%
Polarity	Horizontal	Site / Test Engineer	AC2 / Ares
Test Mode	802.11ax-40MHz_TX_CH 6_ANT 0+1	Test Voltage	AC 120V/60Hz

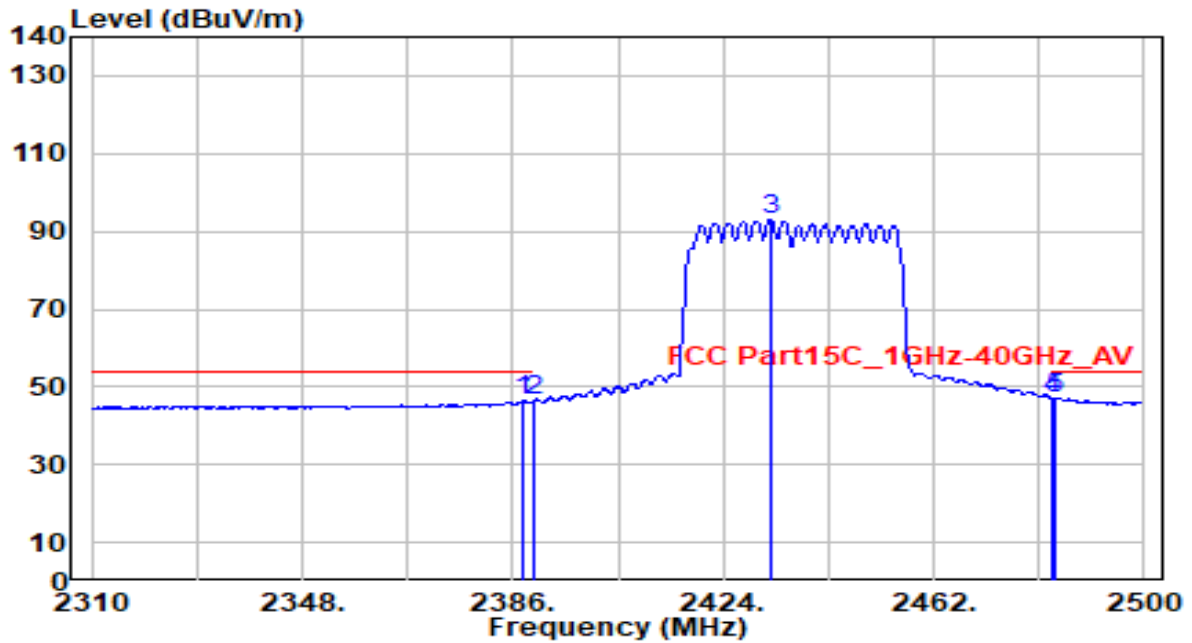


No	Frequency (MHz)	Reading (dBuV)	C.F (dB/m)	Measurement (dBuV/m)	Margin (dB)	Limit (dBuV/m)	Height (cm)	Angle (deg)	Remark (QP/PK/AV)
1	2388.280	31.24	30.61	61.85	-12.15	74.00	105	120	Peak
2	2390.000	29.63	30.61	60.24	-13.76	74.00	105	120	Peak
3	2439.960	74.05	30.76	104.82	N/A	N/A	105	120	Peak
4	2483.500	28.58	30.91	59.49	-14.51	74.00	105	120	Peak
5	* 2484.040	31.34	30.92	62.25	-11.75	74.00	105	120	Peak

Note:

1. " *", means this data is the worst emission level.
2. C.F (Correction Factor) = Antenna Factor (dB)+ Cable Loss (dB).
3. Measurement (dBuV/m) = Reading(dBuV) + C.F (Correction Factor).
4. The emission levels of other frequencies are very lower than the limit and not show in test report.

EUT	AX7800 Tri-Band 8-Stream Wi-Fi 6 Router	Date of Test	2022-07-28
Factor	DRH18-E	Temp. / Humidity	25°C /65%
Polarity	Horizontal	Site / Test Engineer	AC2 / Ares
Test Mode	802.11ax-40MHz_TX_CH 6_ANT 0+1	Test Voltage	AC 120V/60Hz

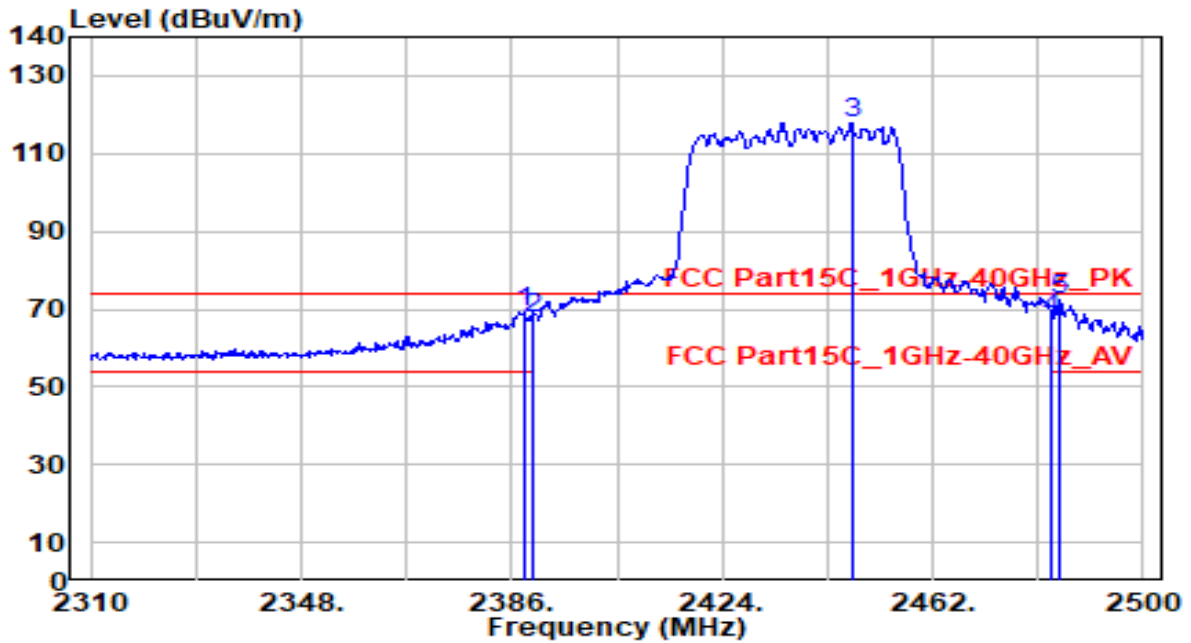


No	Frequency (MHz)	Reading (dBuV)	C.F (dB/m)	Measurement (dBuV/m)	Margin (dB)	Limit (dBuV/m)	Height (cm)	Angle (deg)	Remark (QP/PK/AV)
1	2387.900	15.83	30.61	46.44	-7.56	54.00	105	120	Average
2	2390.000	15.87	30.61	46.49	-7.51	54.00	105	120	Average
3	2432.550	62.07	30.74	92.81	N/A	N/A	105	120	Average
4	2483.500	16.05	30.91	46.96	-7.04	54.00	105	120	Average
5	* 2484.040	16.33	30.92	47.25	-6.75	54.00	105	120	Average

Note:

- "*" means this data is the worst emission level.
- C.F (Correction Factor) = Antenna Factor (dB)+ Cable Loss (dB).
- Measurement (dBuV/m) = Reading(dBuV) + C.F (Correction Factor).
- The emission levels of other frequencies are very lower than the limit and not show in test report.

EUT	AX7800 Tri-Band 8-Stream Wi-Fi 6 Router	Date of Test	2022-07-28
Factor	DRH18-E	Temp. / Humidity	25°C /65%
Polarity	Vertical	Site / Test Engineer	AC2 / Ares
Test Mode	802.11ax-40MHz_TX_CH 6_ANT 0+1	Test Voltage	AC 120V/60Hz

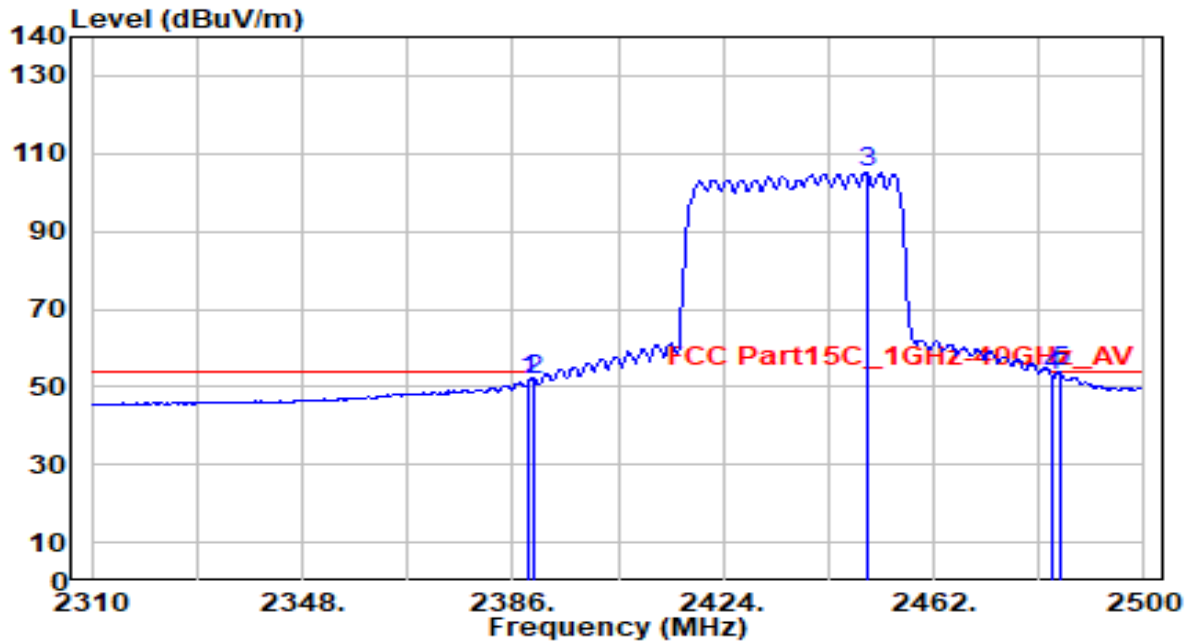


No	Frequency (MHz)	Reading (dBuV)	C.F (dB/m)	Measurement (dBuV/m)	Margin (dB)	Limit (dBuV/m)	Height (cm)	Angle (deg)	Remark (QP/PK/AV)
1	2388.280	38.75	30.61	69.37	-4.63	74.00	165	70	Peak
2	2390.000	37.07	30.61	67.68	-6.32	74.00	165	70	Peak
3	2447.370	87.25	30.79	118.04	N/A	N/A	165	70	Peak
4	2483.500	36.71	30.91	67.62	-6.38	74.00	165	70	Peak
5	* 2484.990	41.30	30.92	72.22	-1.78	74.00	165	70	Peak

Note:

- "*" means this data is the worst emission level.
- C.F (Correction Factor) = Antenna Factor (dB)+ Cable Loss (dB).
- Measurement (dBuV/m) = Reading(dBuV) + C.F (Correction Factor).
- The emission levels of other frequencies are very lower than the limit and not show in test report.

EUT	AX7800 Tri-Band 8-Stream Wi-Fi 6 Router	Date of Test	2022-07-28
Factor	DRH18-E	Temp. / Humidity	25°C /65%
Polarity	Vertical	Site / Test Engineer	AC2 / Ares
Test Mode	802.11ax-40MHz_TX_CH 6_ANT 0+1	Test Voltage	AC 120V/60Hz

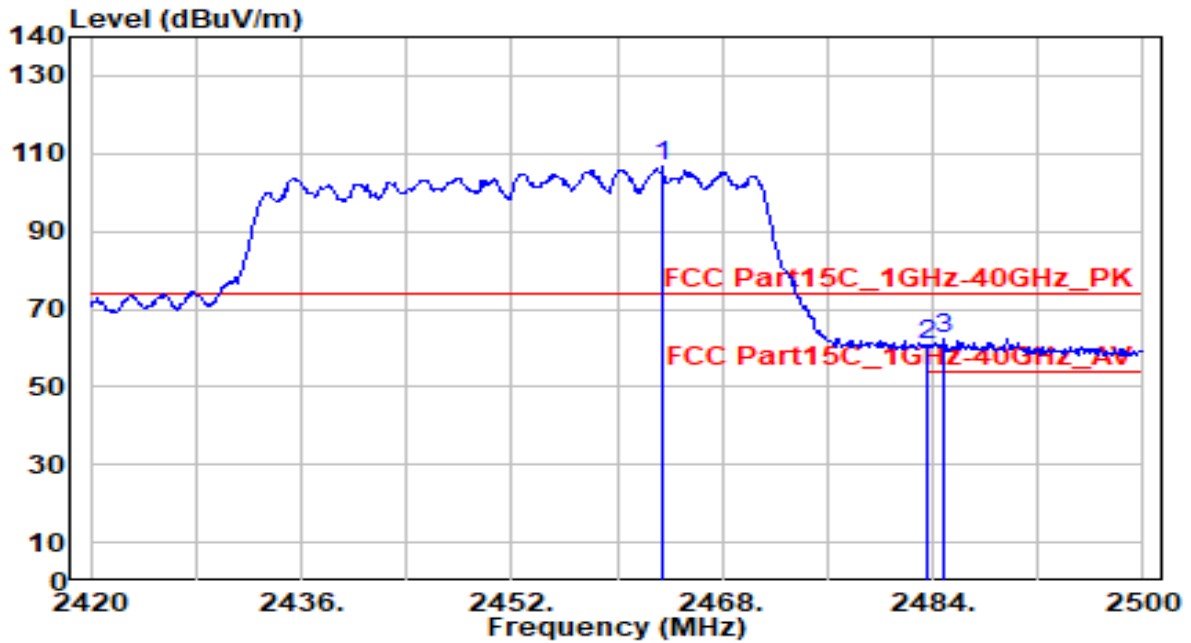


No	Frequency (MHz)	Reading (dBuV)	C.F (dB/m)	Measurement (dBuV/m)	Margin (dB)	Limit (dBuV/m)	Height (cm)	Angle (deg)	Remark (QP/PK/AV)
1	2389.040	20.93	30.61	51.54	-2.46	54.00	165	70	Average
2	2390.000	21.39	30.61	52.01	-1.99	54.00	165	70	Average
3	2449.840	74.27	30.80	105.07	N/A	N/A	165	70	Average
4	2483.500	21.68	30.91	52.60	-1.40	54.00	165	70	Average
5	* 2484.800	22.96	30.92	53.88	-0.12	54.00	165	70	Average

Note:

1. " *", means this data is the worst emission level.
2. C.F (Correction Factor) = Antenna Factor (dB)+ Cable Loss (dB).
3. Measurement (dBuV/m) = Reading(dBuV) + C.F (Correction Factor).
4. The emission levels of other frequencies are very lower than the limit and not show in test report.

EUT	AX7800 Tri-Band 8-Stream Wi-Fi 6 Router	Date of Test	2022-07-28
Factor	DRH18-E	Temp. / Humidity	25°C /65%
Polarity	Horizontal	Site / Test Engineer	AC2 / Ares
Test Mode	802.11ax-40MHz_TX_CH 9_ANT 0+1	Test Voltage	AC 120V/60Hz

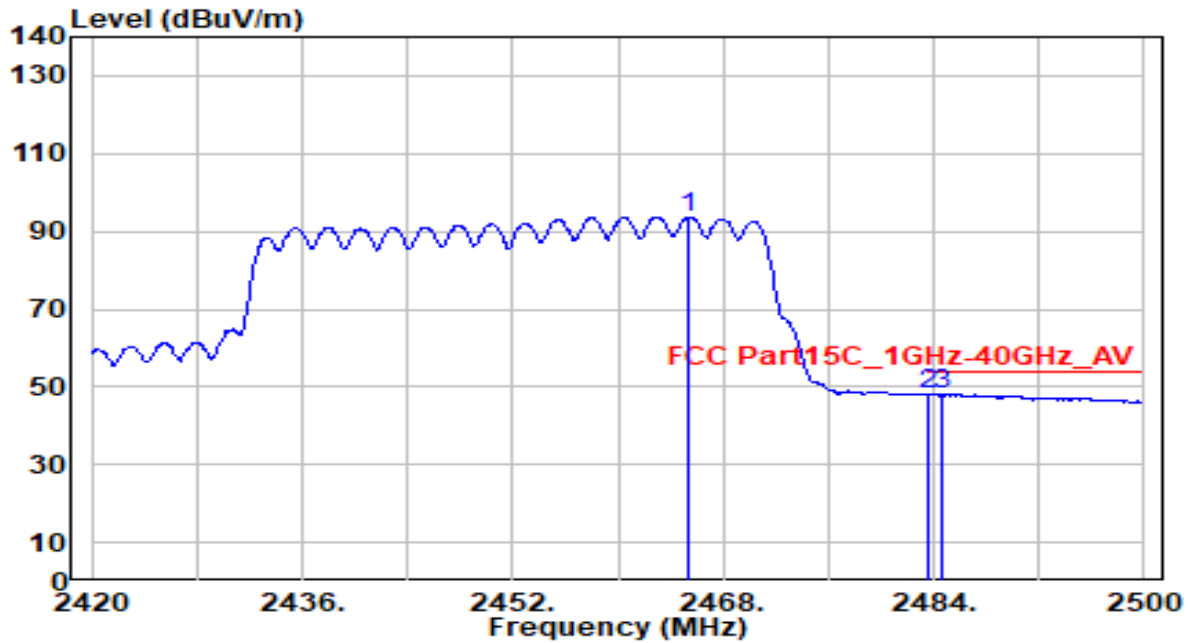


No	Frequency (MHz)	Reading (dBUV)	C.F (dB/m)	Measurement (dBUV/m)	Margin (dB)	Limit (dBUV/m)	Height (cm)	Angle (deg)	Remark (QP/PK/AV)
1	2463.440	75.64	30.84	106.48	N/A	N/A	110	40	Peak
2	2483.500	29.82	30.91	60.74	-13.26	74.00	110	40	Peak
3	* 2484.880	31.41	30.92	62.33	-11.67	74.00	110	40	Peak

Note:

1. " *", means this data is the worst emission level.
2. C.F (Correction Factor) = Antenna Factor (dB)+ Cable Loss (dB).
3. Measurement (dBUV/m) = Reading(dBUV) + C.F (Correction Factor).
4. The emission levels of other frequencies are very lower than the limit and not show in test report.

EUT	AX7800 Tri-Band 8-Stream Wi-Fi 6 Router	Date of Test	2022-07-28
Factor	DRH18-E	Temp. / Humidity	25°C /65%
Polarity	Horizontal	Site / Test Engineer	AC2 / Ares
Test Mode	802.11ax-40MHz_TX_CH 9_ANT 0+1	Test Voltage	AC 120V/60Hz

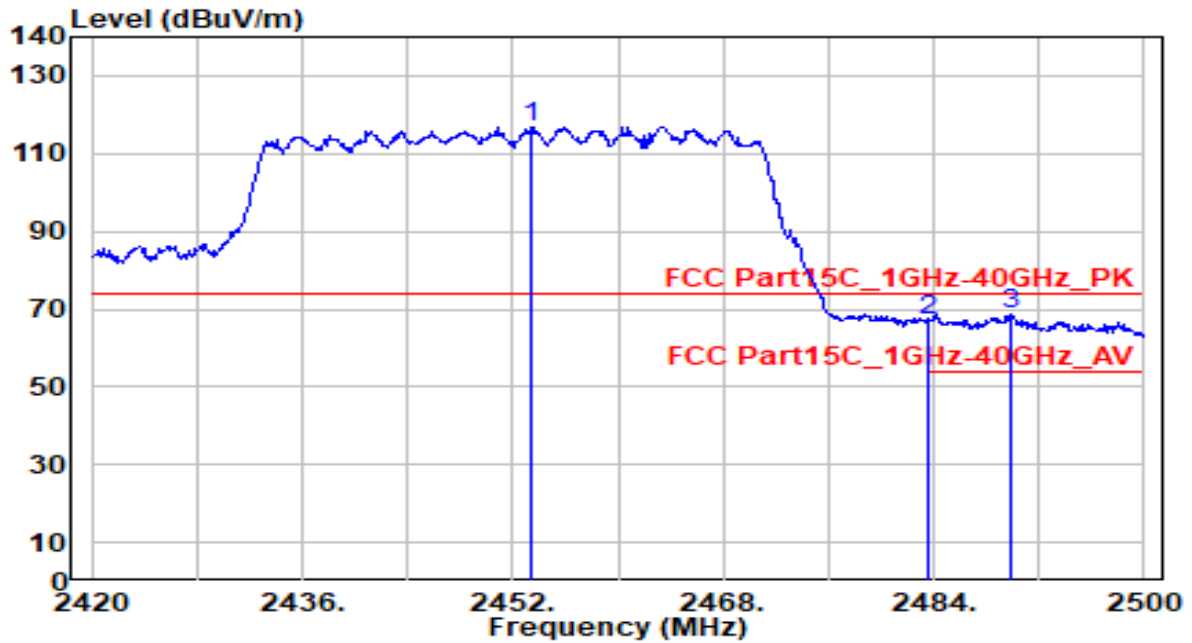


No	Frequency (MHz)	Reading (dBuV)	C.F (dB/m)	Measurement (dBuV/m)	Margin (dB)	Limit (dBuV/m)	Height (cm)	Angle (deg)	Remark (QP/PK/AV)
1	2465.440	62.89	30.85	93.74	N/A	N/A	110	40	Average
2	2483.500	17.00	30.91	47.91	-6.09	54.00	110	40	Average
3	* 2484.560	17.13	30.92	48.05	-5.95	54.00	110	40	Average

Note:

1. " *", means this data is the worst emission level.
2. C.F (Correction Factor) = Antenna Factor (dB)+ Cable Loss (dB).
3. Measurement (dBuV/m) = Reading(dBuV) + C.F (Correction Factor).
4. The emission levels of other frequencies are very lower than the limit and not show in test report.

EUT	AX7800 Tri-Band 8-Stream Wi-Fi 6 Router	Date of Test	2022-07-28
Factor	DRH18-E	Temp. / Humidity	25°C /65%
Polarity	Vertical	Site / Test Engineer	AC2 / Ares
Test Mode	802.11ax-40MHz_TX_CH 9_ANT 0+1	Test Voltage	AC 120V/60Hz

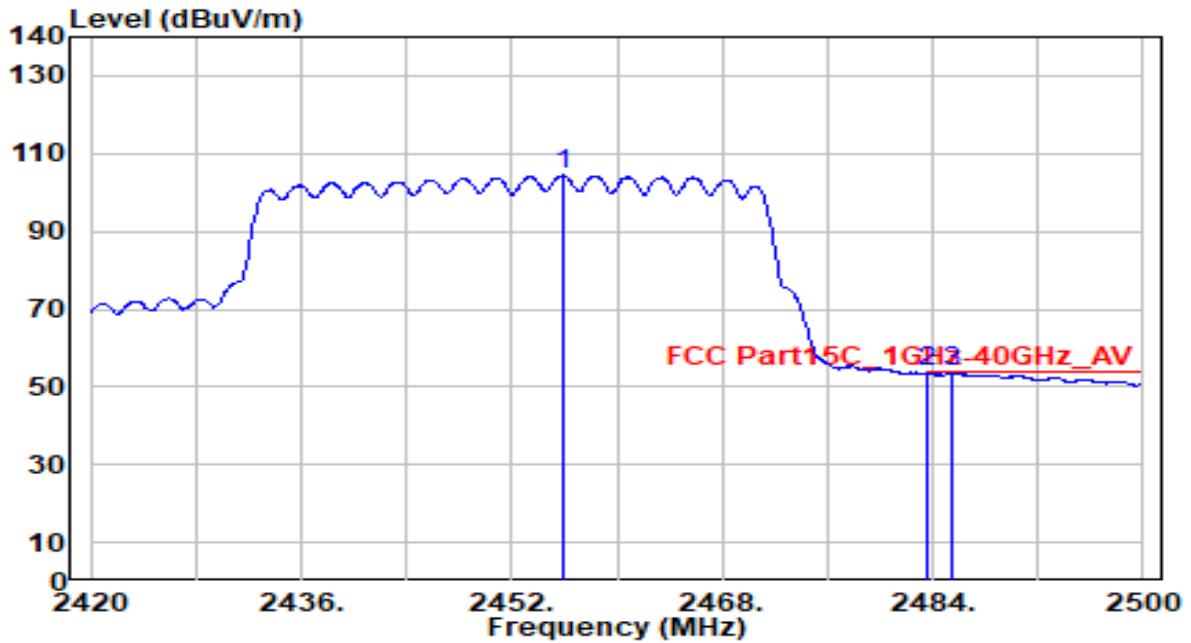


No	Frequency (MHz)	Reading (dBuV)	C.F (dB/m)	Measurement (dBuV/m)	Margin (dB)	Limit (dBuV/m)	Height (cm)	Angle (deg)	Remark (QP/PK/AV)
1	2453.440	86.10	30.81	116.91	N/A	N/A	155	70	Peak
2	2483.500	35.99	30.91	66.90	-7.10	74.00	155	70	Peak
3	* 2489.840	37.54	30.94	68.48	-5.52	74.00	155	70	Peak

Note:

1. " *", means this data is the worst emission level.
2. C.F (Correction Factor) = Antenna Factor (dB)+ Cable Loss (dB).
3. Measurement (dBuV/m) = Reading(dBuV) + C.F (Correction Factor).
4. The emission levels of other frequencies are very lower than the limit and not show in test report.

EUT	AX7800 Tri-Band 8-Stream Wi-Fi 6 Router	Date of Test	2022-07-28
Factor	DRH18-E	Temp. / Humidity	25°C /65%
Polarity	Vertical	Site / Test Engineer	AC2 / Ares
Test Mode	802.11ax-40MHz_TX_CH 9_ANT 0+1	Test Voltage	AC 120V/60Hz



No	Frequency (MHz)	Reading (dBUV)	C.F (dB/m)	Measurement (dBUV/m)	Margin (dB)	Limit (dBUV/m)	Height (cm)	Angle (deg)	Remark (QP/PK/AV)
1	2455.840	73.52	30.82	104.34	N/A	N/A	155	70	Average
2	* 2483.500	22.95	30.91	53.86	-0.14	54.00	155	70	Average
3	2485.520	22.73	30.92	53.65	-0.35	54.00	155	70	Average

Note:

1. " *", means this data is the worst emission level.
2. C.F (Correction Factor) = Antenna Factor (dB)+ Cable Loss (dB).
3. Measurement (dBUV/m) = Reading(dBUV) + C.F (Correction Factor).
4. The emission levels of other frequencies are very lower than the limit and not show in test report.

7.8. AC Conducted Emissions Measurement

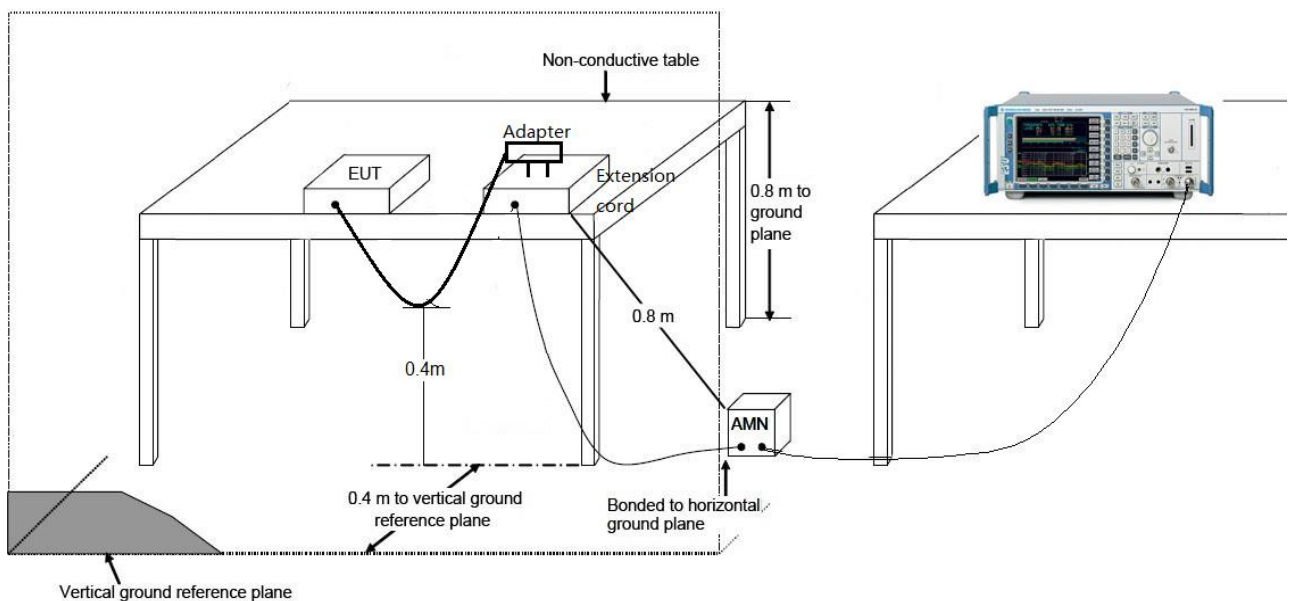
7.8.1. Test Limit

FCC Part 15 Subpart C Paragraph 15.207 Limits		
Frequency (MHz)	QP (dBuV)	AV (dBuV)
0.15 - 0.50	66 - 56	56 - 46
0.50 - 5.0	56	46
5.0 - 30	60	50

Note 1: The lower limit shall apply at the transition frequencies.

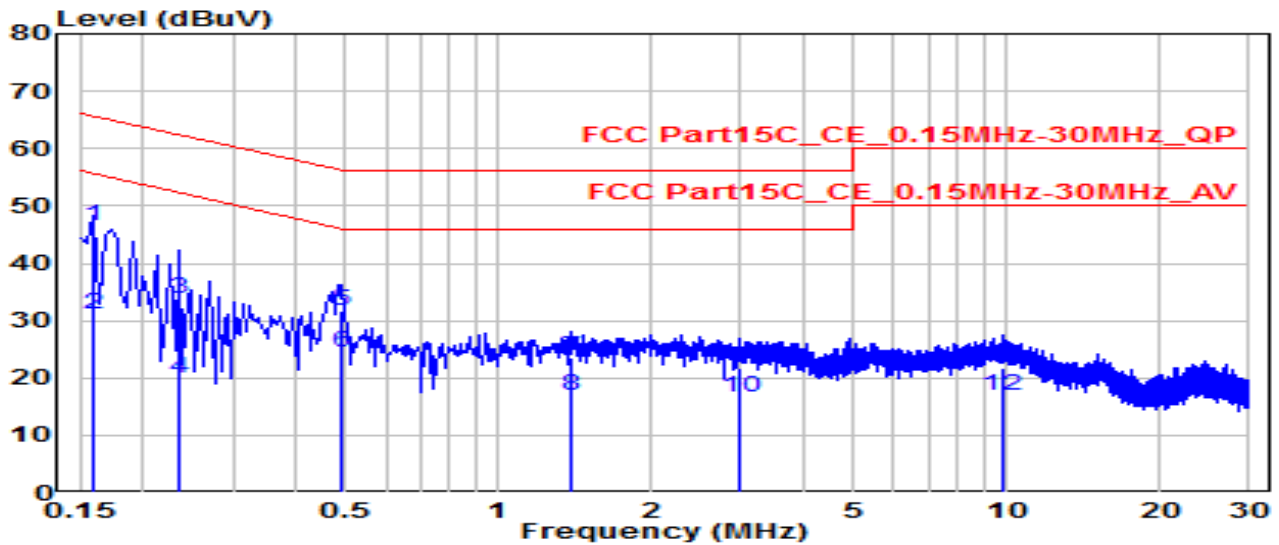
Note 2: The limit decreases linearly with the logarithm of the frequency in the range 0.15MHz to 0.5MHz.

7.8.2. Test Setup



7.8.3. Test Result

EUT	AX7800 Tri-Band 8-Stream Wi-Fi 6 Router	Date of Test	2022-07-18
Factor	CE_ENV216-L1 (Filter ON)	Temp. / Humidity	27.3°C /52%
Polarity	Line1	Site / Test Engineer	SR2 / Jeff
Test Mode	802.11n-20MHz_TX_CH6_Ant 0+1	Test Voltage	AC 120V/ 60Hz

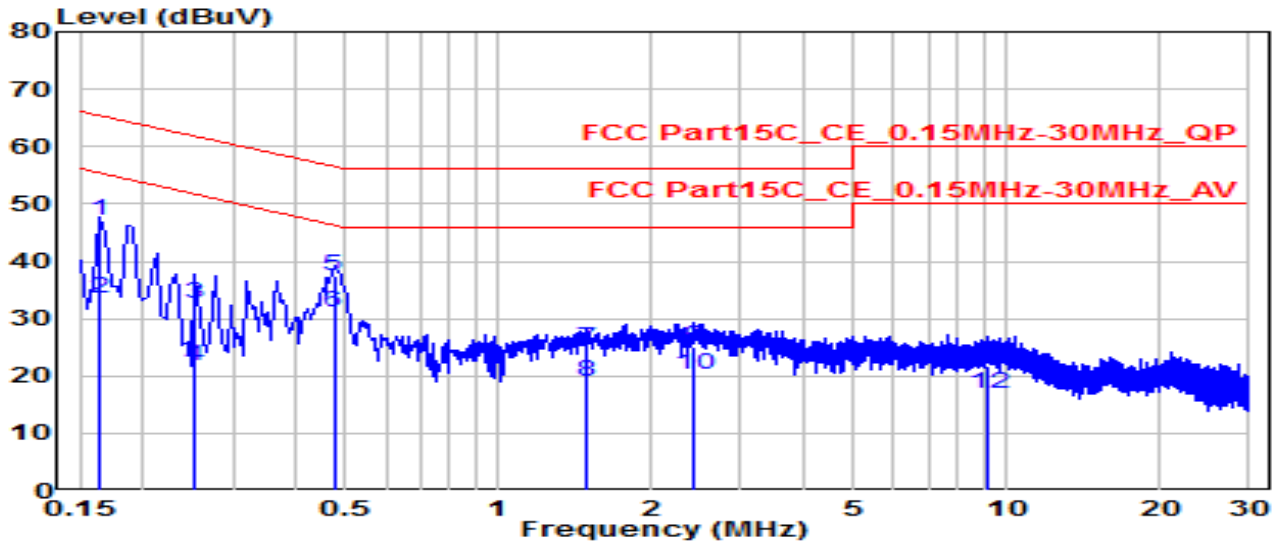


No	Frequency (MHz)	Reading (dBUV)	C.F (dB)	Measurement (dBUV)	Margin (dB)	Limit (dBUV)	Remark (QP/PK/AV)
1	* 0.159	36.80	9.62	46.42	-19.09	65.52	QP
2	* 0.159	21.61	9.62	31.24	-24.28	55.52	Average
3	0.235	24.12	9.62	33.74	-28.51	62.25	QP
4	0.235	10.43	9.62	20.06	-32.20	52.25	Average
5	0.492	22.17	9.64	31.81	-24.33	56.13	QP
6	0.492	14.93	9.64	24.58	-21.56	46.13	Average
7	1.383	13.77	9.68	23.45	-32.55	56.00	QP
8	1.383	7.35	9.68	17.02	-28.98	46.00	Average
9	2.998	12.06	9.71	21.77	-34.23	56.00	QP
10	2.998	6.86	9.71	16.57	-29.43	46.00	Average
11	9.770	11.78	9.85	21.63	-38.37	60.00	QP
12	9.770	7.20	9.85	17.05	-32.95	50.00	Average

Note:

1. " *", means this data is the worst emission level.
2. C.F (Correction Factor) = LISN Factor (dB)+ Cable Loss (dB).
3. Measurement (dBUV) = Reading(dBUV) + C.F (Correction Factor).

EUT	AX7800 Tri-Band 8-Stream Wi-Fi 6 Router	Date of Test	2022-07-18
Factor	CE_ENV216-N (Filter ON)	Temp. / Humidity	27.3°C /52%
Polarity	Neutral	Site / Test Engineer	SR2 / Jeff
Test Mode	802.11n-20MHz_TX_CH6_Ant 0+1	Test Voltage	AC 120V/ 60Hz

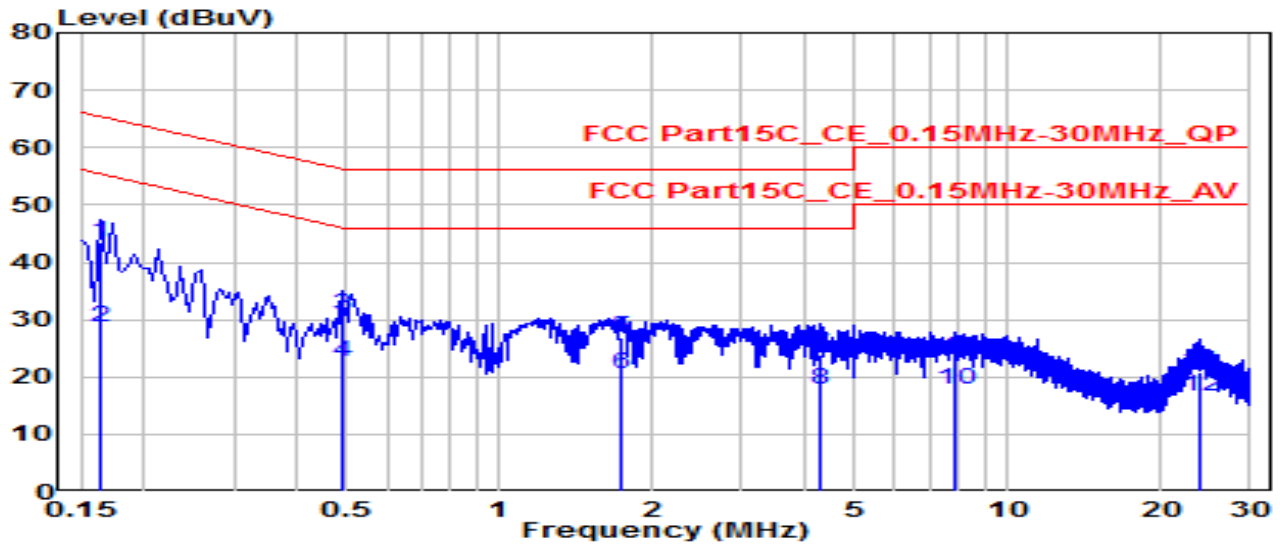


No	Frequency (MHz)	Reading (dBUV)	C.F (dB)	Measurement (dBUV)	Margin (dB)	Limit (dBUV)	Remark (QP/PK/AV)
1	0.163	37.54	9.62	47.16	-18.12	65.28	QP
2	0.163	23.78	9.62	33.40	-21.88	55.28	Average
3	0.253	23.07	9.63	32.69	-28.95	61.64	QP
4	0.253	12.07	9.63	21.70	-29.95	51.64	Average
5	* 0.474	27.85	9.64	37.49	-18.95	56.44	QP
6	* 0.474	21.54	9.64	31.18	-15.26	46.44	Average
7	1.495	15.10	9.68	24.78	-31.22	56.00	QP
8	1.495	9.43	9.68	19.11	-26.89	46.00	Average
9	2.436	15.33	9.70	25.03	-30.97	56.00	QP
10	2.436	10.64	9.70	20.34	-25.66	46.00	Average
11	9.176	11.80	9.85	21.65	-38.35	60.00	QP
12	9.176	7.11	9.85	16.96	-33.04	50.00	Average

Note:

1. " *", means this data is the worst emission level.
2. C.F (Correction Factor) = LISN Factor (dB)+ Cable Loss (dB).
3. Measurement (dBUV) = Reading(dBUV) + C.F (Correction Factor).

EUT	AX7800 Tri-Band 8-Stream Wi-Fi 6 Router	Date of Test	2022-07-18
Factor	CE_ENV216-L1 (Filter ON)	Temp. / Humidity	27.3°C /52%
Polarity	Line1	Site / Test Engineer	SR2 / Jeff
Test Mode	802.11n-20MHz_TX_CH6_Ant 0+1	Test Voltage	AC 240V/ 60Hz

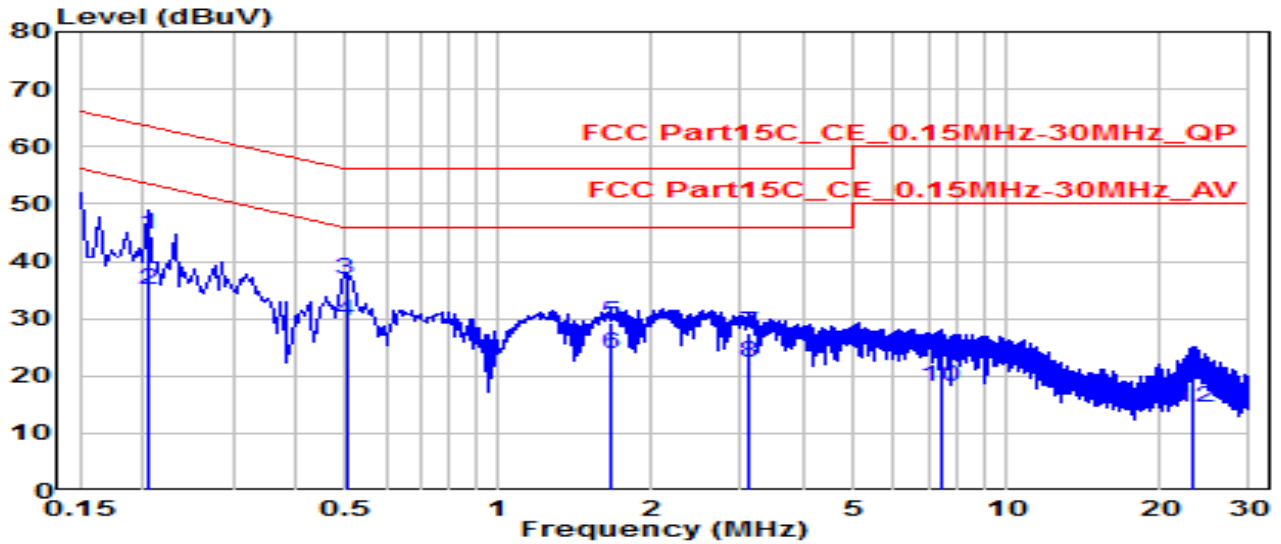


No	Frequency (MHz)	Reading (dBUV)	C.F (dB)	Measurement (dBUV)	Margin (dB)	Limit (dBUV)	Remark (QP/PK/AV)
1	* 0.163	33.96	9.62	43.59	-21.70	65.28	QP
2	* 0.163	19.15	9.62	28.77	-26.52	55.28	Average
3	0.487	21.19	9.64	30.83	-25.38	56.21	QP
4	0.487	13.13	9.64	22.77	-23.44	46.21	Average
5	1.743	17.22	9.68	26.90	-29.10	56.00	QP
6	1.743	10.71	9.68	20.39	-25.61	46.00	Average
7	4.249	14.21	9.73	23.94	-32.06	56.00	QP
8	4.249	7.99	9.73	17.73	-28.27	46.00	Average
9	7.898	13.35	9.81	23.17	-36.83	60.00	QP
10	7.898	7.92	9.81	17.73	-32.27	50.00	Average
11	23.858	10.93	9.91	20.84	-39.16	60.00	QP
12	23.858	6.83	9.91	16.74	-33.26	50.00	Average

Note:

1. " *", means this data is the worst emission level.
2. C.F (Correction Factor) = LISN Factor (dB)+ Cable Loss (dB).
3. Measurement (dBUV) = Reading(dBUV) + C.F (Correction Factor).

EUT	AX7800 Tri-Band 8-Stream Wi-Fi 6 Router	Date of Test	2022-07-18
Factor	CE_ENV216-N (Filter ON)	Temp. / Humidity	27.3°C /52%
Polarity	Neutral	Site / Test Engineer	SR2 / Jeff
Test Mode	802.11n-20MHz_TX_CH6_Ant 0+1	Test Voltage	AC 240V/ 60Hz



No	Frequency (MHz)	Reading (dBuV)	C.F (dB)	Measurement (dBuV)	Margin (dB)	Limit (dBuV)	Remark (QP/PK/AV)
1	0.204	35.16	9.62	44.78	-18.67	63.45	QP
2	0.204	25.34	9.62	34.96	-18.48	53.45	Average
3	* 0.501	27.25	9.64	36.89	-19.11	56.00	QP
4	* 0.501	19.89	9.64	29.53	-16.47	46.00	Average
5	1.671	19.60	9.68	29.28	-26.72	56.00	QP
6	1.671	14.06	9.68	23.75	-22.25	46.00	Average
7	3.088	17.82	9.71	27.53	-28.47	56.00	QP
8	3.088	12.72	9.71	22.43	-23.57	46.00	Average
9	7.399	13.64	9.81	23.45	-36.55	60.00	QP
10	7.399	8.26	9.81	18.07	-31.93	50.00	Average
11	23.161	9.01	10.01	19.02	-40.98	60.00	QP
12	23.161	4.55	10.01	14.56	-35.44	50.00	Average

Note:

1. " *", means this data is the worst emission level.
2. C.F (Correction Factor) = LISN Factor (dB)+ Cable Loss (dB).
3. Measurement (dBuV) = Reading(dBuV) + C.F (Correction Factor).

8. CONCLUSION

The data collected relate only the item(s) tested and show that the device is compliance with Part 15C of the FCC Rules.

————— The End —————

Appendix A : Test Setup Photograph

Refer to “2207TW0105-Setup Photo” file.

Appendix B : External Photograph

Refer to “2207TW0105-External Photo” file.

Appendix C : Internal Photograph

Refer to "2207TW0105-Internal Photo" file.