

# TP-LINK®

# Antenna Specification



---

## COPYRIGHT & TRADEMARKS

Specifications are subject to change without notice. **TP-LINK®** is a registered trademark of TP-LINK TECHNOLOGIES CO., LTD. Other brands and product names are trademarks or

**Product Number: 3101503774**

**Product Name: Antenna**

**TP-LINK®**

---

registered trademarks of their respective holders.

No part of the specifications may be reproduced in any form or by any means or used to make any derivative such as translation, transformation, or adaptation without permission from TP-LINK TECHNOLOGIES CO., LTD. Copyright © 2011 TP-LINK TECHNOLOGIES CO., LTD. All rights reserved.

<http://www.tp-link.com>

**Specification For Approval**

Product Number: 3101503774

Product Name: Antenna

**TP-LINK®**

Date: \_\_\_\_\_

File No. : \_\_\_\_\_

Version: 1.0

Customer: \_\_\_\_\_ / \_\_\_\_\_

Customer P/N : \_\_\_\_\_ / \_\_\_\_\_

TP-LINK P/N: 3101503774

Description: Antenna|5.15-5.85GHz|2.5dBi|LP|Omni|2W||I-PEX|85mm|D1.13mm|小叉改  
(自动化)|无|X2025-RI085REV3.0|黑色/PPE-HB+ABS-HB/光面+纹面|不防水  
[[蓝色线/自制品/3101503680 改自动化/热缩覆膜]

<b>TP-LINK Checked By:</b>
<b>Customer Approved By:</b>

**TP-LINK®**

**TP-LINK TECHNOLOGIES CO., LTD.**

South Buiding, No.5 Keyuan Road,  
Central Zone, Science&Technology Park,  
Nanshan, Shenzhen, P.R.China

TEL: + 86 755 26612350


+ 86 755 26504400

[http:// www.tp-link.com](http://www.tp-link.com)

## Index

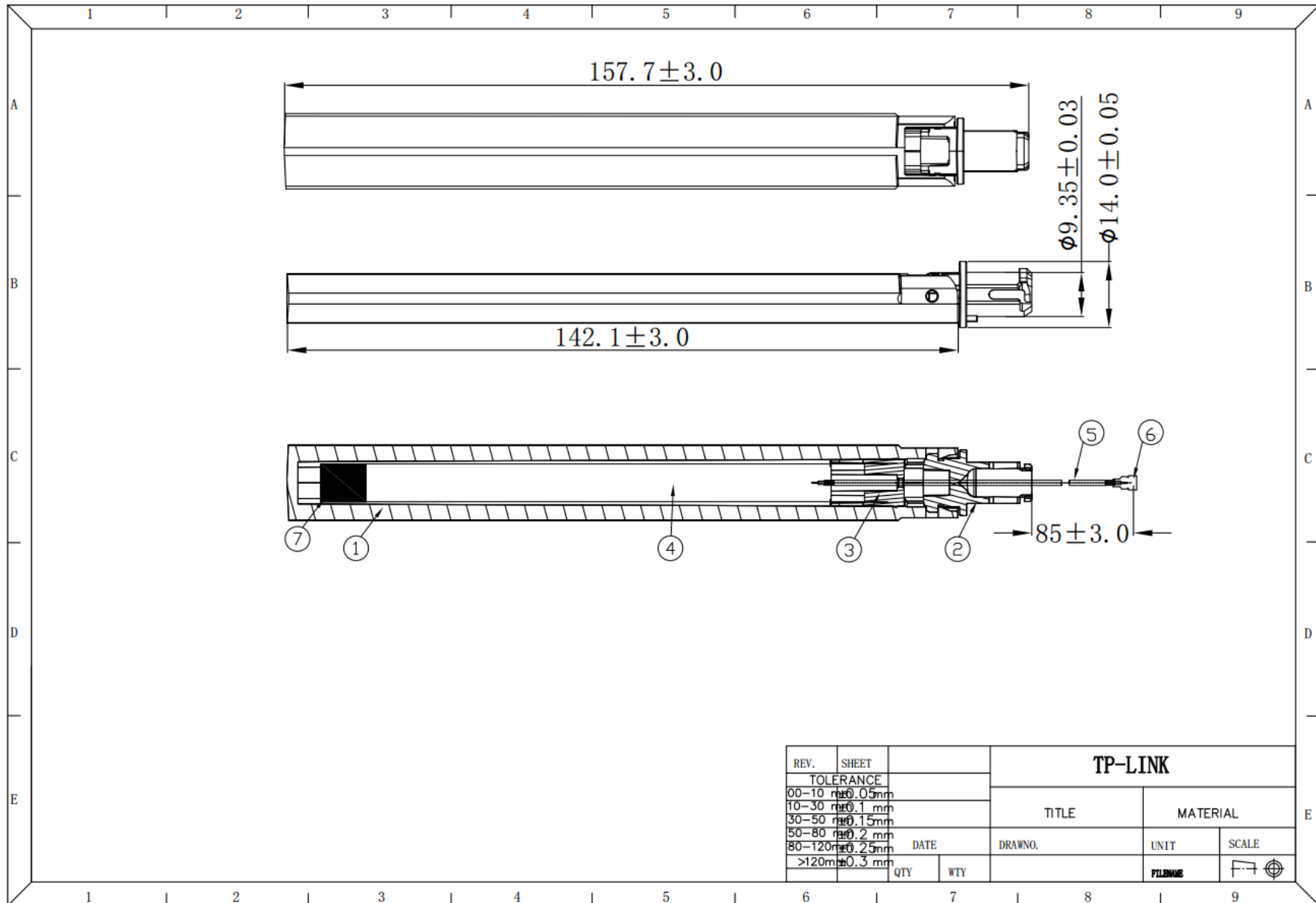
I.	Specification.....	1
II.	Characteristics and Reliability Test.....	1
III.	Mechanical Drawing and Material Description .....	2
IV.	Antenna – S Parameter Test Data.....	3
V.	Antenna – Radiation Pattern Test Data .....	3

## I. Specification

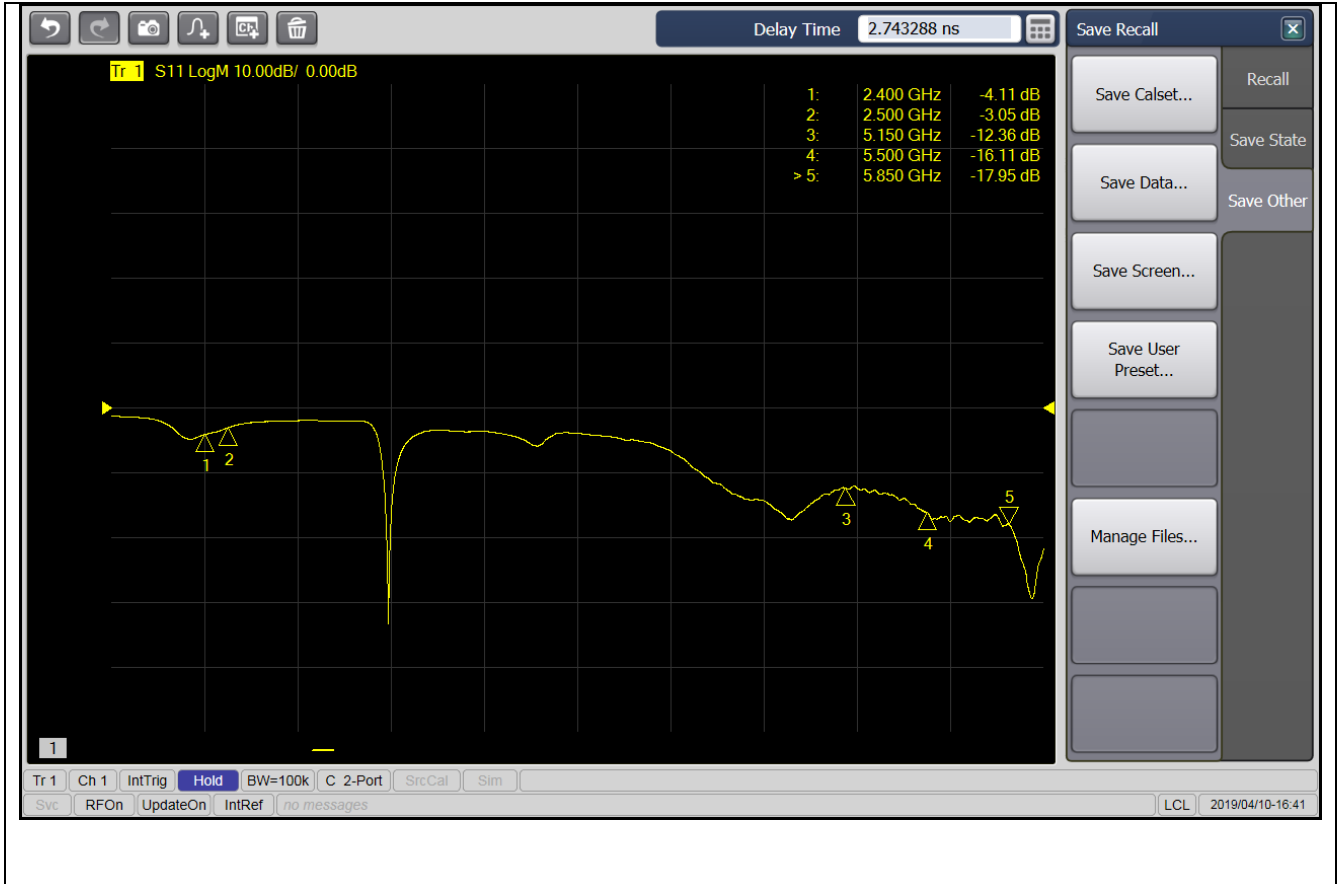
Sample Photo	
	
A. Electrical Characteristics	
Frequency	5150~5850MHz
Impedance	50 Ohm
S.W.R.	<= 2.0
Antenna Type	Dipole
Antenna Gain	2.5dBi
Max Input Power	2 W
Polarization	Linear
Radiation pattern	Omni-Directional
B. Material & Mechanical Characteristics	
Material of Radiator	Cu
Material of Plastic	Body: ABS-HB Holder: PC、ABS
Cable Type	O.D. 1.13mm (black)
Connector Type	I-PEX
Connector Pull Test	3Kg
C. Environmental	
Operation Temperature	- 40℃ ~ + 60℃
Storage Temperature	- 40℃ ~ + 60℃

## II. Characteristics and Reliability Test

### III. Mechanical Drawing and Material Description



### IV. Antenna – S Parameter Test Data



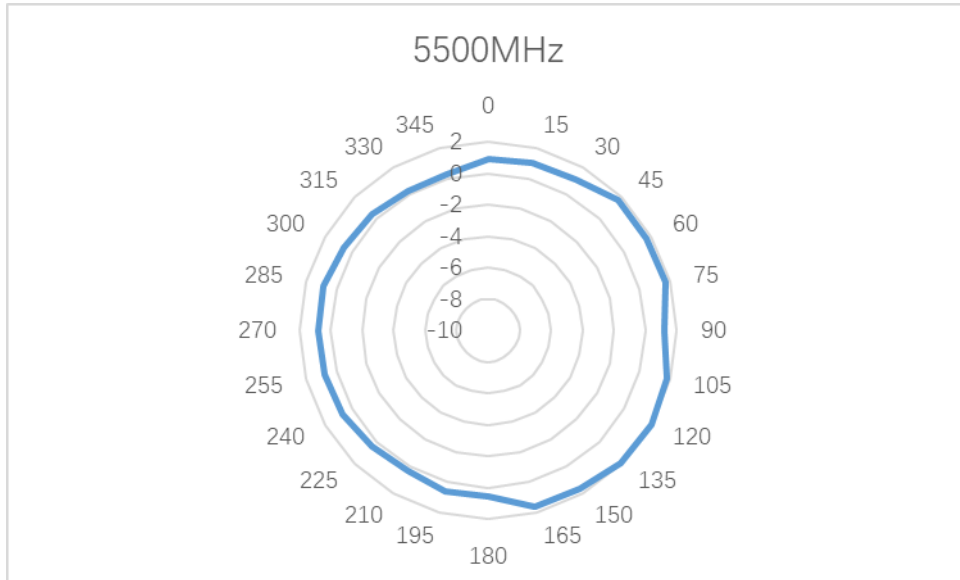
### V. Antenna – Radiation Pattern Test Data

Testing Equipment Specification	
Microwave Chamber	ETS
Testing Equipment	Agilent 5071B

PeakGain:

Freq	5150	5200	5250	5300	5350	5400	5450	5500
Gain	1.95	1.62	1.71	1.55	1.76	1.73	1.73	1.98
Freq	5550	5600	5650	5700	5750	5800	5850	
Gain	1.64	2.22	1.89	2.50	2.02	2.24	2.38	

Theta=90°



Phi=0°

