

Test Setup Photographs for the Model No. GPS Radio32 V2 (LTRA073)

1. Transmitter Radiated Emissions

1.1. Radiated Test Setup-9 kHz to 30 MHz @ 3 m




Photo 1: Radiated Test Setup-9 kHz to 30 MHz




Photo 2: Radiated Test Setup-9 kHz to 30 MHz

1.2.Radiated Test Setup: 30 MHz to 1GHz @ 3 m




Photo 3: Radiated Test Setup-30 MHz to 1GHz




Photo 4: Radiated Test Setup-30 MHz to 1GHz

1.3.Radiated Test Setup: 1 GHz to 10 GHz / Radiated Band Edge @ 3 m




Photo 5: Radiated Test Setup-1 GHz to 10 GHz






Photo 6: Radiated Test Setup-1 GHz to 10 GHz

2. Conducted Test Setup:



3.AC Conducted Test Setup:




Photo 9: AC Conducted Test Setup




Photo 10: AC Conducted Test Setup