

Part acceptance form

Supplier: Shenzhen Lejin Radio Frequency Technology Co., LTD

Material name: Bluetooth antenna

Bom number: 3102070202

Specifications and Models: FPC antenna L300 2.4G_Lejin antenna

Supplier's Material number: LJF02-22030208B-R0A

Application date: 2022-06-29

	data	OK	reliability	OK
Department to sign:	appearance	OK	size	OK
	assembly	OK	function	OK

List of Acknowledgement

1. Function introduction and product specifications
2. Certificate of raw material /MSDS
3. Structural drawings
4. FAI full-size measurement report/attached self-evaluation
5. Reliability test report
6. SGS of raw materials shall be confirmed within the validity period of 1 year
7. Environmental Statement
8. Relevant certification certificates

Note:

The part acceptance letter shall include but not limited to the above information. If there are other requirements, it shall be supplemented, such as CPK report of part acceptance, process roadmap, QC engineering drawing, BOM, inspection specification on parts, product packaging specification, FMEA, etc. In addition, it is necessary to verify the supplier's manufacturing capability, quality control ability, and keep original records for the customer to acknowledge the supplier's parts.



3.Product Specification

A. Electrical Characteristics	
Frequency	2400MHz ~2500 MHz
VSWR	<2.0
Efficiency	≥40%
Impedance	50Ohm
Polarization	Linear
Gain(2.4GHz)	≤2.21dBi
B. Material & Mechanical Characteristics	
Material of Radiator	FPC(White),LJWF28A
Cable Type	Φ1.37mm,L300mm,Black
Connector Type	IPX1
Dimension	35.0*18.2mm
C. Environmental	
Operation Temperature	- 20 °C ~ + 70 °C
Storage Temperature	- 30 °C ~ + 85 °C
Humidity	40%~95%

4.Test Equipment & Conditions

- 1.Network Analyzers Agilent 8753D/5071C
- 2.HSPA and LTE protocol test set R&S CMW500 -PT
- 3.Communications Test Set Agilent 8960
- 4.3D Chamber Test System

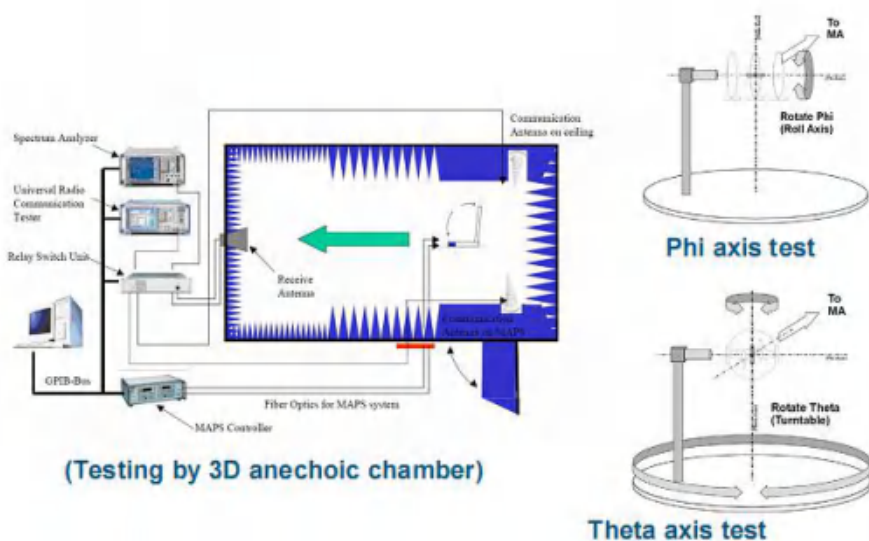


Chart 1 Test topology



5. Test Report

5.1 Voltage Standing Wave Ratio(VSWR).

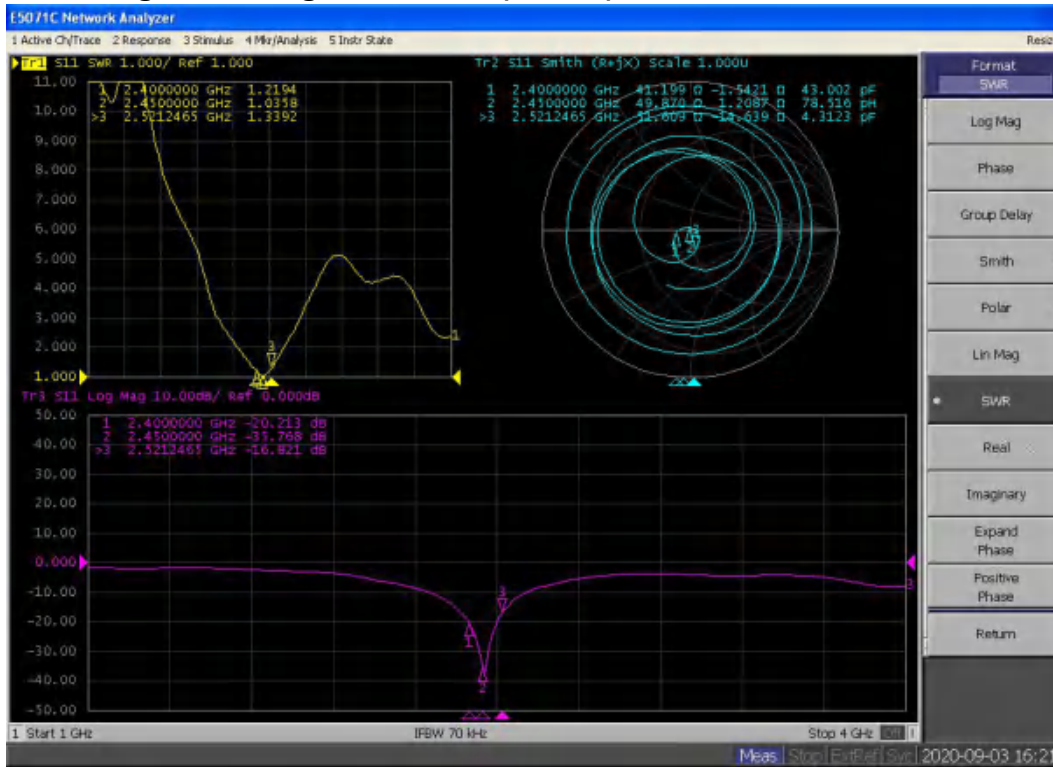
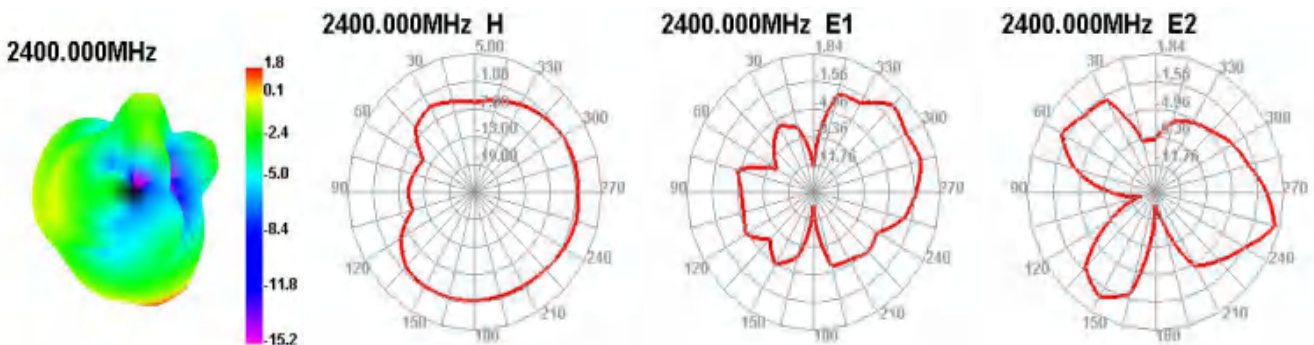


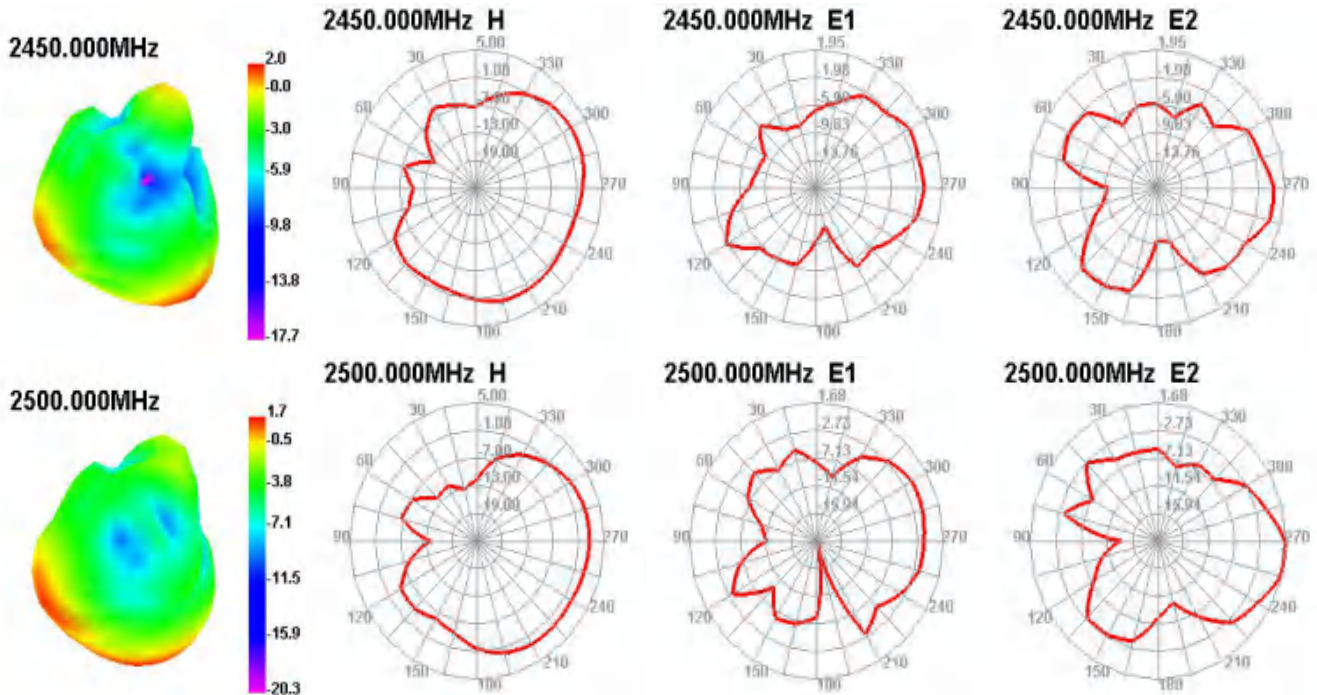
Chart 2 passive chart

5.2 Efficient and gain.

Passive Test For 2.4G	Freq(MHz)	2400	2410	2420	2430	2440	2450	2460	2470	2480	2490	2500
Eff(%)		51.51	58.11	55.07	59.68	55.17	59.43	56.59	60.01	52.68	52.25	49.85
Gain(dBi)		1.86	1.94	1.99	2.10	2.07	2.21	1.97	2.09	2.19	2.08	1.82

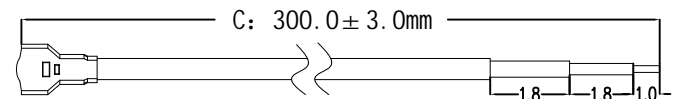
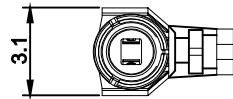
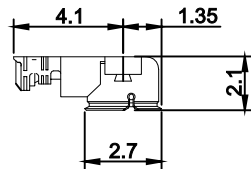
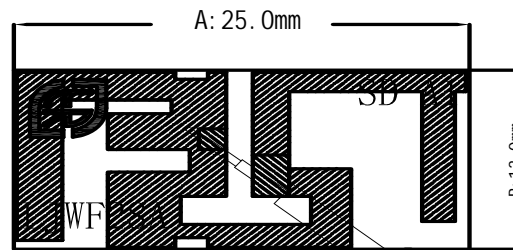
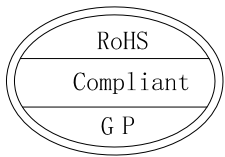
5.3 Radiation pattern.





6. Reliability Test

Test Item	Test condition	Equipment	Specification	Result
1 Low Temp. Storage Test	Temperature: -30℃, Time:48hrs Test condition: Placing antenna in a Low/High Temperature Chamber, keep the temp is 25℃ and humidity is 65% for one hour, then step-down the temp. to -30℃ in one hour, store antenna for 44 hours; step-up temp to 25℃, test antenna after 2 hours.	Temp.&Hum i. Tester	No material deformation is allowed. Electronic Performance is ok.	PASS
2 High Temp./High Humid Storage Test	Temperature: 85℃ Humidity: 85% RH Time:48hrs Test condition: Placing antenna in a Low/High Temperature Chamber, keep the temp is 25℃ and humidity is 65% for one hour, then step-up the temp. to 80℃ and the humidity up to 85% in one hour, store antenna for 44 hours; step-down temp to 25℃, test antenna after 2 hours.	Temp.&Hum i. Tester	No material deformation is allowed. Electronic Performance is ok.	PASS
3 Salt-Spray 6 pray Test	Placing antenna in the Salt-Spray Tester, set the test condition, Temp: 35±2℃ Humidity: 85% NaCl salt spray :5±1%. PH value :6.5~7.2 Testtime:24hours	Salt-Spray Tester	No color change No appear rusting	PASS



Φ1.37 coaxial cable, Gray, KCC-1 connector

Remark:

- 1.FPC material:Electrolytic copper.
- 2.Backing in behind:3M300LSE.
- 3.Tolerance: Cutting die:±0.1mm;Circuit on FPC:±0.05mm; others are ±0.05mm.
- 4.ROHS:(Pb,Hg,Cr+6,PBBs,PBDEs),<1000ppm; Cd,<100ppm.



SHEN ZHEN LEJIN RADIO FREQUENCY CO., LTD

Third Angle		Project	Creativity 3D	Date	2018-08-09		
0~10	±0.05	○	0.02	Part Name	2.4G ANT		Designed by
10~18	±0.10	◎	∅0.03	Part No.		Checked by	MD
18~30	±0.12	⊥	0.02	Material			RF
30~40	±0.15	∕	0.04	Treatment	LJF02-22030208B-R0A		Approved by
40~	±0.20	Angle	±0.5°	Location		Unit	mm
						Scale	FIT
						Rev	A

A	New drawing		
Rev	Description	Date	Remark
1	2	3	4