

**Melbourne**

176 Harrick Road  
Keilor Park, Vic 3042  
Tel: +61 3 9365 1000

**Sydney**

Unit 3/87 Station Road  
Seven Hills, NSW 2147  
Tel: +61 2 9624 2777

Email: [emc-general@emctech.com.au](mailto:emc-general@emctech.com.au)

Web: [www.emctech.com.au](http://www.emctech.com.au)

# FCC SAR EXEMPTION REPORT

**REPORT NUMBER: M2007049-6**

**STANDARD: FCC KDB 447498 D01**

**CLIENT: ANALYTICA LTD**

**DEVICE: PERINEOMETER**

**MODEL: PERICOACH**

**DATE OF ISSUE: 13 OCTOBER 2020**

EMC Technologies Pty Ltd reports apply only to the specific samples tested under stated test conditions. It is the manufacturer's responsibility to assure that additional production units of this model are manufactured with identical electrical and mechanical components. EMC Technologies Pty Ltd shall have no liability for any deductions, inferences or generalisations drawn by the client or others from EMC Technologies Pty Ltd issued reports. This report shall not be used to claim, constitute or imply product endorsement by EMC Technologies Pty Ltd.



Accreditation No.5292

Accredited for compliance with ISO/IEC 17020 - Inspection. The results of tests, calibration and/or measurements included in this document are traceable to Australian/national standards. NATA is a signatory to the ILAC Mutual Recognition Arrangement for the mutual recognition of the equivalence of testing, medical testing, calibration and inspection reports.

**Except for the Certificate of Compliance, this document must only be reproduced in full.**



## REVISION TABLE

Version	Sec/Para Changed	Change Made	Date
1		Initial issue of document	13/10/2020

## CONTENTS

1	Introduction.....	5
1.1	Laboratory Overview.....	5
1.2	Test Laboratory/Accreditations.....	5
2	Device Details.....	5
3	Reference levels for time averaged exposure.....	6
4	Uncertainty .....	7
5	ASsumptions in this Assessment .....	7
6	Evaluation result.....	8
7	Conclusion.....	9
8	Appendix A .....	10



Accreditation No.5292

Except for the Certificate of Compliance, this document must only be reproduced in full.

## FCC SAR EXEMPTION REPORT

**Device:** PERINEOMETER  
**Model Number:** PERICOACH


**Manufacturer:** ANALYTICA LTD  
**Inspected for:** ANALYTICA LTD  
**Address:** 320 Adelaide St, Brisbane, QLD 4000  
**Contact:** Tom Stamp  
**Email:** tom@bluecurve.com.au


**Standards:** **FCC KDB 447498 D01 General RF Exposure Guidance v6**

Mobile and Portable Devices RF Exposure Procedures and Equipment Authorization Policies.

**Result:** Based on an assessment of the documentation provided the PERINEOMETER, model PERICOACH exempted from SAR evaluation. Refer to Report M2007049-6 for full details

**Issue Date:** 13 October 2020

**Assessment Engineer:**   
Emad Mansour  
EMR Lead Engineer  
EMC Technologies Pty

**Authorised Signatory:**   
Chris Zombolas  
Technical Director  
EMC Technologies Pty Ltd

**EMC Technologies Pty Ltd**

**Issued by:** EMC Technologies Pty. Ltd.,  
176 Harrick Road, Keilor Park, VIC, 3042, Australia.

**Phone:** +61 3 9365 1000

**E-mail:** [emc-general@emctech.com.au](mailto:emc-general@emctech.com.au)

**Web:** [www.emctech.com.au](http://www.emctech.com.au)



Accreditation No.5292

Except for the Certificate of Compliance, this document must only be reproduced in full.

## 1 INTRODUCTION

The transmitter was assessed against FCC KDB 447498 D01 General RF Exposure Guidance v6.

This report shows the SAR exclusion on the PERINEOMETER, Model PERICOACH, in accordance with FCC KDB 447498 D01 clause 4.3.1,

The test sample was provided by the Client. The conclusion herein is based on the information provided by the client.

### 1.1 Laboratory Overview

EMC Technologies Pty. Ltd. is an independently owned Australian company that is NATA accredited to ISO 17025 for both testing and calibration and ISO 17020 for Inspection. – **Accreditation Number 5292.**

### 1.2 Test Laboratory/Accreditations

Inspection were performed at EMC Technologies' laboratory in Keilor Park, Victoria Australia.

Table 1-1: Accreditations for Conformity Assessment

Country/Region	Body	
Australia/New Zealand	NATA	Accreditation Number: 5292
Europe	European Union	Notified Body Number: 0819
USA	FCC	Designation Number: AU0001 (Melb)
Canada	ISED Canada	Company Number: 3569B(Melb)
Japan	VCCI	Company Number: 785
Taiwan	BSMI	Lab Code SL2-IN-E-5001R

## 2 DEVICE DETAILS

(Information supplied by the Client)

The PeriCoach is a perineometer designed to treat stress, mild-moderate urge and mixed urinary incontinence in women, as well as pelvic organ prolapse by strengthening of the pelvic floor muscles through exercise. This device provides biofeedback via smart phone technology.

**Manufacturer:** Analytica Ltd  
**Inspected Sample:** PERINEOMETER  
**Model Number:** PERICOACH

Table 2-1: Transmitter Parameters

Transmitter #1	
<b>Radio</b>	Texas Instruments CC2564C
<b>Operating Frequency:</b>	2402 MHz – 2480 MHz
<b>Output Power Level:</b>	4.96 mW
<b>Antenna gain:</b>	0 dBi

### 3 REFERENCE LEVELS FOR TIME AVERAGED EXPOSURE

Output power extracted from M2007049-3 and M2007049-4 test reports issued by EMC Technologies.

SAR TEST EXCLUSION THRESHOLD FOR 100MHz to 6GHz and ≤50mm

Table1: SAR test exclusion threshold 100 MHz- 6GHz

Frequency (MHz)	5	10	15	20	25	mm
150	39	77	116	155	194	SAR Test Exclusion Threshold (mW)
300	27	55	82	110	137	
450	22	45	67	89	112	
435	16	33	49	66	82	
900	16	32	47	63	79	
1500	12	24	37	49	61	
1900	11	22	33	44	54	
2450	10	19	29	38	48	
3600	8	16	24	32	40	
5200	7	13	20	26	33	
5400	6	13	19	26	32	
5800	6	12	19	25	31	

The 1-g and 10-g SAR test exclusion thresholds for 100 MHz to 6 GHz at test separation distances ≤ 50 mm are determined by:

$$\frac{\text{max. power of channel, including tune – up tolerance (mW)}}{\text{min. test separation distance (mm)}} * \sqrt{f(\text{GHz})} \leq 3.0$$

Where

- f(GHz) is the RF channel transmit frequency in GHz
- Power and distance are rounded to the nearest mW and mm before calculation
- The result is rounded to one decimal place for comparison
- The test exclusions are applicable only when the minimum test separation distance is ≤ 50 mm and for transmission frequencies between 100 MHz and 6 GHz.
- The minimum test separation distance is 10 mm.

## 4 UNCERTAINTY

EMC Technologies has evaluated the tools and methods used to perform Radiated Electromagnetic Field predictions.

The estimated inspection uncertainties for the test shown within this report are as follows:

Electromagnetic Modelling

30 MHz to 100GHz  $\pm 2.8$  dB

The above expanded uncertainties are based on standard uncertainties multiplied by a coverage factor of  $k=2$ , providing a level of confidence of approximately 95%.

## 5 ASSUMPTIONS IN THIS ASSESSMENT

This assessment does not include accumulated RF fields from nearby sites/antennas or possible radio signal reflections or attenuation due to buildings or the general environment.

Antenna Parameters and power settings were supplied by the customer.

A 100% duty cycle is assumed.

The aperture of the radiating element assumed to be a point source in free space and far field conditions.

## 6 EVALUATION RESULT

The standalone transmitter is exempted from SAR if the below condition is satisfied in conjunction with threshold power condition in table 1

$$\frac{\text{max. power of channel, including tune – up tolerance (mW)}}{\text{min. test separation distance (mm)}} * \sqrt{f(\text{GHz})} \leq 3.0$$

Where

Minimum test separation distance (13mm):

The minimum test separation distance is determined by the smallest distance from the antenna (radiating structures) to the outer surface of the device

Maximum power of channel (mW):

Time-averaged maximum conducted output power

$$\begin{aligned} \frac{\text{max. power of channel, including tune – up tolerance (mW)}}{\text{min. test separation distance (mm)}} * \sqrt{f(\text{GHz})} &= \frac{5.0\text{mW}}{13\text{mm}} * \sqrt{2.45 \text{ GHz}} \\ &= 0.6 \leq 3.0 \end{aligned}$$

As the transmitted power is (4.96 mW) less than 10 mW indicated in table (1) and the result of the above condition is 0.6 (less than 3), hence this transmitter excepted from SAR evaluation



## 7 CONCLUSION

Based on an assessment of the documentation provided the PERINEOMETER, model PERICOACH exempted from SAR evaluation based on the test exclusion guidance in FCC KDP 447498 D01 clause 4.3.1

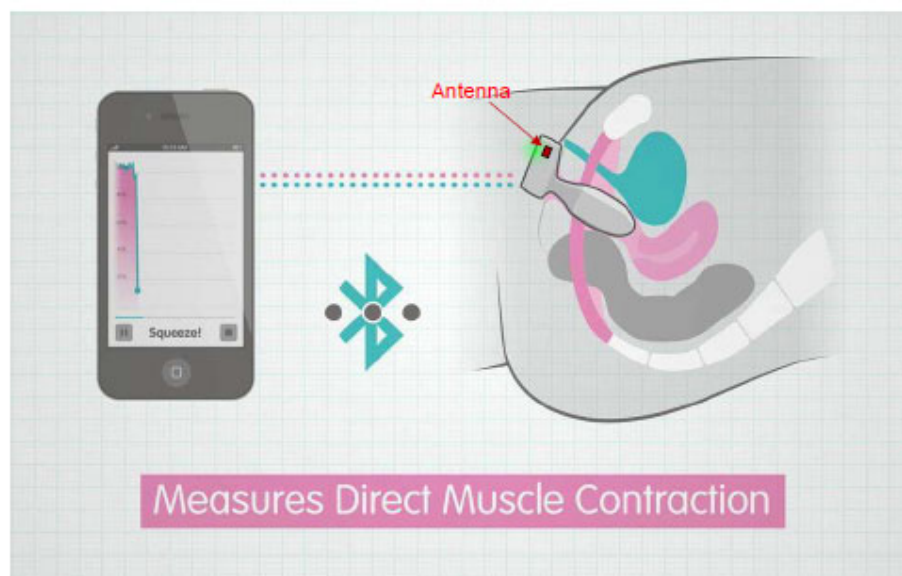


Accreditation No.5292



Except for the Certificate of Compliance, this document must only be reproduced in full.

## 8 APPENDIX A



Antenna Location (outside patient body – separation distance 13 mm from patient body)