

Measurement Results

No.1-4688/22-02-03_Annex_MR

Test logging

This document is electronically signed and valid without handwritten signature.
For verification of the electronic signatures, the public keys can be requested at the testing laboratory.

Document authorized:

Michael Dorongovski
Lab Manager
Radio Labs

Table of Content

EUT Information	3
FCC 15.247 # Maximum peak conducted output power DTS ~ BT LE 1 Msps	4
FCC 15.247 # Bandwidth 6dB DTS ~ BT LE 1 Msps	12
FCC 15.247 # Peak power spectral density DTS ~ BT LE 1 Msps	17
FCC 15.247, ISED RSS247 # Bandwidth 99PCT and 20dB ~ BT LE 1 Msps	22
FCC 15.247 # TX spurious conducted 20dBc ~ BT LE 1 Msps	33
FCC 15.247 # Maximum peak conducted output power DTS ~ BT LE 2 Msps	41
FCC 15.247 # Bandwidth 6dB DTS ~ BT LE 2 Msps	49
FCC 15.247 # Peak power spectral density DTS ~ BT LE 2 Msps	54
FCC 15.247, ISED RSS247 # Bandwidth 99PCT and 20dB ~ BT LE 2 Msps	59
FCC 15.247 # TX spurious conducted 20dBc ~ BT LE 2 Msps	70
Common 2G4 # Peak output power 3MHz/3MHz ~ BT LE 1 Msps	78

EUT Information

EUT DEFINITION

Manufacturer	WSAUD AS
Type	RF Module 7
Serial Number	DCF9253
Setup Number	1.0
Version SW	NI
Version FW	10.35.140
Version HW	D12AF12A
Comment 1	
Comment 2	
Temperature [°C] Min	0
Temperature [°C] Nom	20
Temperature [°C] Max	50
Voltage [V] Min	1
Voltage [V] Nom	1.3
Voltage [V] Max	1.5

FCC 15.247 # Maximum peak conducted output power DTS ~ BT LE 1 Msp

Test References

TC Start	04.01.2023 09:15:12
Ambit Temp [°C] Humidity [rel%]	24.8 34
System Version	3.3.3.0
Test Specification	FCC 15.247 -
Test Method	DTS: KDB 558074 D01 V05 - Chapter 8.3.1.1 RBW ≥ DTS Bandwidth
TC Version	0.0.1
My Description	FCC 15.247 Maximum Peak Output Power Conducted DTS - BT LE 1 Msp
Add. Information	

EUT Common Settings BT Low Energy

Intermodulation Value N	3
Image Freq. Low Mid High [MHz]	0 0 0
Power Class	2
1 Mbps supported	True TXpayload 255 RXpayload 255
2 Mbps supported	True TXpayload 255 RXpayload 255
Longrange S8 supported	False TXpayload 255 RXpayload 255
Longrange S2 supported	False TXpayload 255 RXpayload 255
Signaling Settings	USB_RS232 TWO 33 2400 None S1 None On
Signaling RF Settings	RF1com 0 0 On
User Interaction	No
Switch Matrix & Pathcompensation enabled	Yes

Test Parameter

Technology to test	BT LE 1 Msp
Antenna Port used	1
Temperature	nom
Voltage	nom
Frequency low to test	True Freq [MHz] 2402
Frequency mid to test	True Freq [MHz] 2440
Frequency high to test	True Freq [MHz] 2480
Auto Control enabled Power Supply Climatic Box	No No
Additional Path Loss [dB]	0.5
Switched Path	EUT - SignalingUnit - SpectrumAnalyzer

Test Equipment

Signal analyzer,Rohde&Schwarz,FSV-30,1321.3008K30/103170,3.60

Signaling unit,Rohde&Schwarz,CMW,1201.0002k75/102550,4.0.62

Switch matrix,CTCadvanced,RSM-1 NI DAQ,31534892,NI

Test at TX 2402 MHz

RESULT: Reference Power cond.

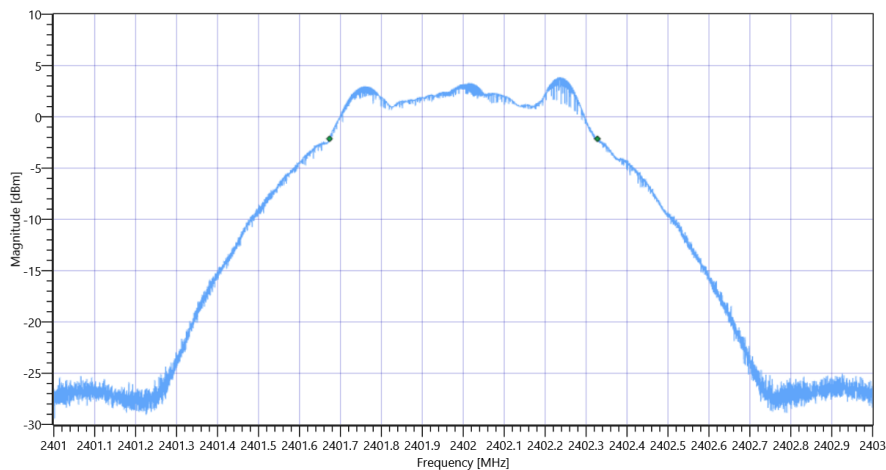
Test Description	Lower Limit	Upper Limit	Measured	Unit	Verdict
Ref. Power 1MHz/1MHz cond.	---	---	4.01	dBm	INFO
Ref. Frequency	---	---	2402.300	MHz	INFO

READ SA SETTINGS:

RefLevel [dBm] RefLevelOffset [dB] InpAtt [dB]	9.01 11.09 15
Start [MHz] Stop [MHz]	2401.000 2403.000
RBW [MHz] VBW [MHz]	0.100000 0.300000
Detector TraceMode	POS MAXH
Sweep: Time [ms] Count Points per Section Type	50 200 10001 SWE

DTS Bandwidth

Test Description	Lower Limit	Upper Limit	Measured	Unit	Verdict
DTS Bandwidth (6dB)	---	---	654	kHz	INFO



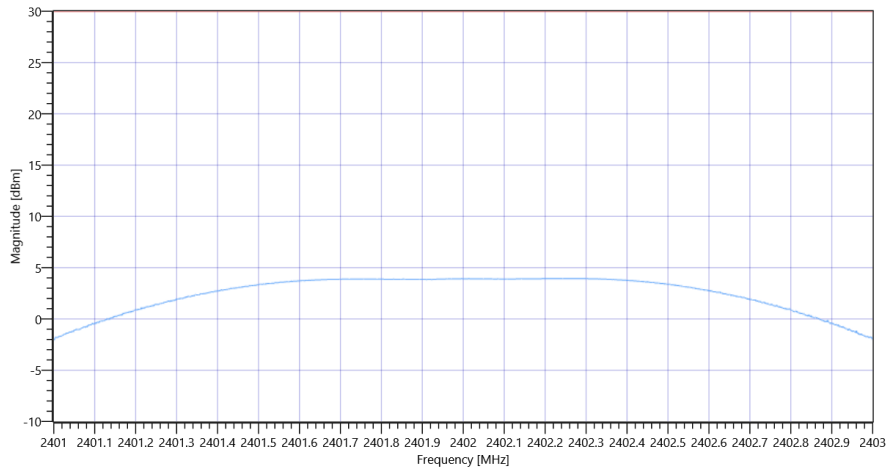
FCC 15.247 # Maximum peak conducted output power DTS ~ BT LE 1 MspS DTS BW

READ SA SETTINGS:

RefLevel [dBm] RefLevelOffset [dB] InpAtt [dB]	14.01 11.09 20
Start [MHz] Stop [MHz]	2401.000 2403.000
RBW [MHz] VBW [MHz]	1.000000 3.000000
Detector TraceMode	POS MAXH
Sweep: Time [ms] Count Points per Section Type	50 200 1001 SWE

RESULT

Test Description	Lower Limit	Upper Limit	Measured	Unit	Verdict
Peak Power	---	30.00	3.94	dBm	PASS
Peak Power	---	1000	2.477422	mW	PASS
Frequency at Peak	---	---	2402.24	MHz	INFO



FCC 15.247 # Maximum peak conducted output power DTS ~ BT LE 1 Msps

Test at TX 2440 MHz

RESULT: Reference Power cond.

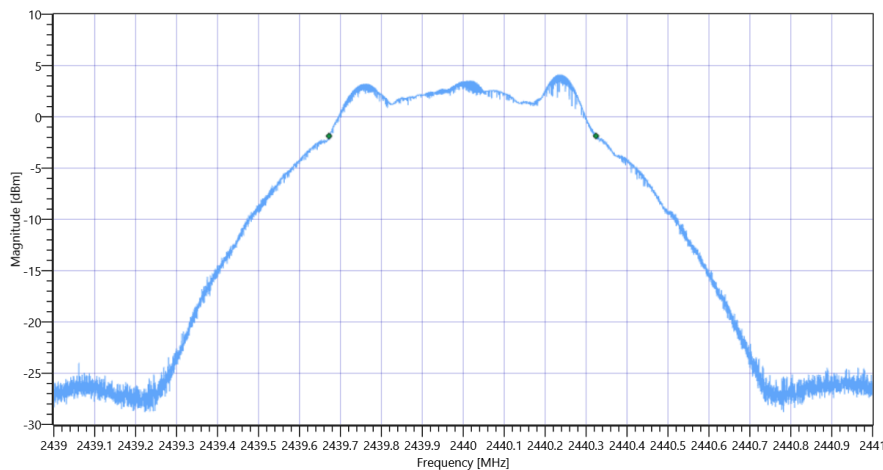
Test Description	Lower Limit	Upper Limit	Measured	Unit	Verdict
Ref. Power 1MHz/1MHz cond.	---	---	4.22	dBm	INFO
Ref. Frequency	---	---	2440.300	MHz	INFO

READ SA SETTINGS:

RefLevel [dBm] RefLevelOffset [dB] InpAtt [dB]	9.22 11.16 15
Start [MHz] Stop [MHz]	2439.000 2441.000
RBW [MHz] VBW [MHz]	0.100000 0.300000
Detector TraceMode	POS MAXH
Sweep: Time [ms] Count Points per Section Type	50 200 10001 SWE

DTS Bandwidth

Test Description	Lower Limit	Upper Limit	Measured	Unit	Verdict
DTS Bandwidth (6dB)	---	---	652	kHz	INFO



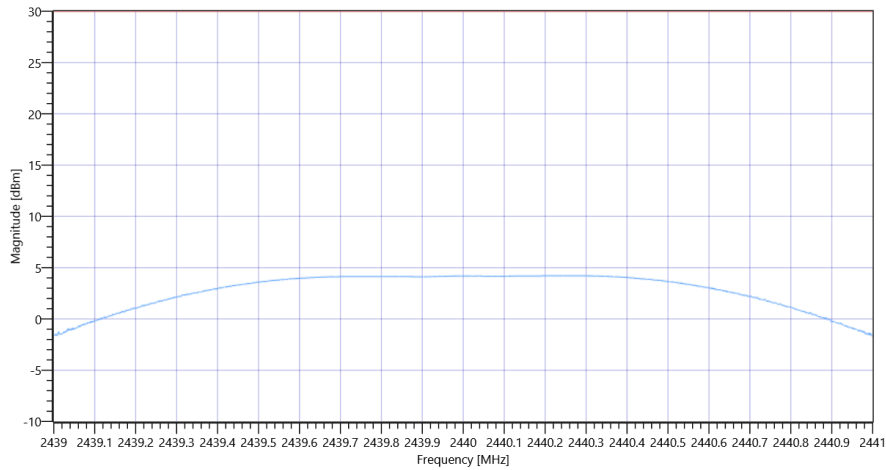
FCC 15.247 # Maximum peak conducted output power DTS ~ BT LE 1 Msps DTS BW

READ SA SETTINGS:

RefLevel [dBm] RefLevelOffset [dB] InpAtt [dB]	14.22 11.16 20
Start [MHz] Stop [MHz]	2439.000 2441.000
RBW [MHz] VBW [MHz]	1.000000 3.000000
Detector TraceMode	POS MAXH
Sweep: Time [ms] Count Points per Section Type	50 200 1001 SWE

RESULT

Test Description	Lower Limit	Upper Limit	Measured	Unit	Verdict
Peak Power	---	30.00	4.22	dBm	PASS
Peak Power	---	1000	2.642409	mW	PASS
Frequency at Peak	---	---	2440.248	MHz	INFO



FCC 15.247 # Maximum peak conducted output power DTS ~ BT LE 1 Msps

Test at TX 2480 MHz

RESULT: Reference Power cond.

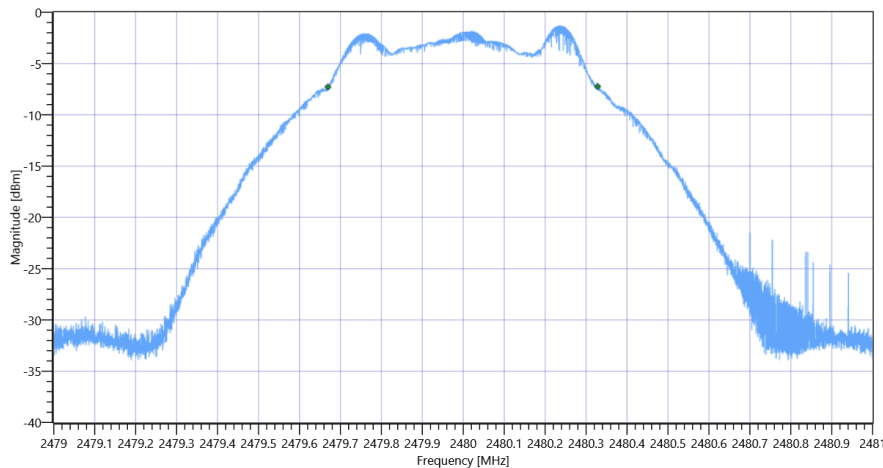
Test Description	Lower Limit	Upper Limit	Measured	Unit	Verdict
Ref. Power 1MHz/1MHz cond.	---	---	-1.19	dBm	INFO
Ref. Frequency	---	---	2480.200	MHz	INFO

READ SA SETTINGS:

RefLevel [dBm] RefLevelOffset [dB] InpAtt [dB]	3.81 11.21 10
Start [MHz] Stop [MHz]	2479.000 2481.000
RBW [MHz] VBW [MHz]	0.100000 0.300000
Detector TraceMode	POS MAXH
Sweep: Time [ms] Count Points per Section Type	50 200 10001 SWE

DTS Bandwidth

Test Description	Lower Limit	Upper Limit	Measured	Unit	Verdict
DTS Bandwidth (6dB)	---	---	658	kHz	INFO



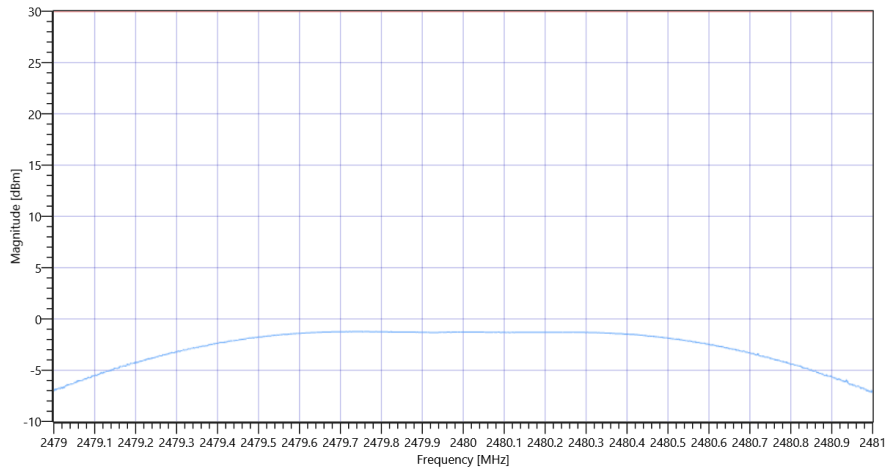
FCC 15.247 # Maximum peak conducted output power DTS ~ BT LE 1 MspS DTS BW

READ SA SETTINGS:

RefLevel [dBm] RefLevelOffset [dB] InpAtt [dB]	8.81 11.21 15
Start [MHz] Stop [MHz]	2479.000 2481.000
RBW [MHz] VBW [MHz]	1.000000 3.000000
Detector TraceMode	POS MAXH
Sweep: Time [ms] Count Points per Section Type	50 200 1001 SWE

RESULT

Test Description	Lower Limit	Upper Limit	Measured	Unit	Verdict
Peak Power	---	30.00	-1.24	dBm	PASS
Peak Power	---	1000	0.751623	mW	PASS
Frequency at Peak	---	---	2479.752	MHz	INFO



FCC 15.247 # Maximum peak conducted output power DTS ~ BT LE 1 Msps

FCC 15.247 # Bandwidth 6dB DTS ~ BT LE 1 Msp

Test References

TC Start	04.01.2023 09:17:52
Ambit Temp [°C] Humidity [rel%]	25.0 34
System Version	3.3.3.0
Test Specification	FCC 15.247 -
Test Method	
TC Version	0.0.1
My Description	FCC 15.247 Bandwidth 6dB DTS - BT LE 1 Msp
Add. Information	

EUT Common Settings BT Low Energy

Intermodulation Value N	3
Image Freq. Low Mid High [MHz]	0 0 0
Power Class	2
1 Mbps supported	True TXpayload 255 RXpayload 255
2 Mbps supported	True TXpayload 255 RXpayload 255
Longrange S8 supported	False TXpayload 255 RXpayload 255
Longrange S2 supported	False TXpayload 255 RXpayload 255
Signaling Settings	USB_RS232 TWO 33 2400 None S1 None On
Signaling RF Settings	RF1com 0 0 On
User Interaction	No
Switch Matrix & Pathcompensation enabled	Yes

Test Parameter

Technology to test	BT LE 1 Msp
Antenna Port used	1
Temperature	nom
Voltage	nom
Frequency low to test	True Freq [MHz] 2402
Frequency mid to test	True Freq [MHz] 2440
Frequency high to test	True Freq [MHz] 2480
Auto Control enabled Power Supply Climatic Box	No No
Additional Path Loss [dB]	0.5
Switched Path	EUT - SignalingUnit - SpectrumAnalyzer

Test Equipment

Signal analyzer,Rohde&Schwarz,FSV-30,1321.3008K30/103170,3.60

Test Equipment

Signaling unit,Rohde&Schwarz,CMW,1201.0002k75/102550,4.0.62

Switch matrix,CTCadvanced,RSM-1 NI DAQ,31534892,NI

Test at TX 2402 MHz

RESULT: Reference Power cond.

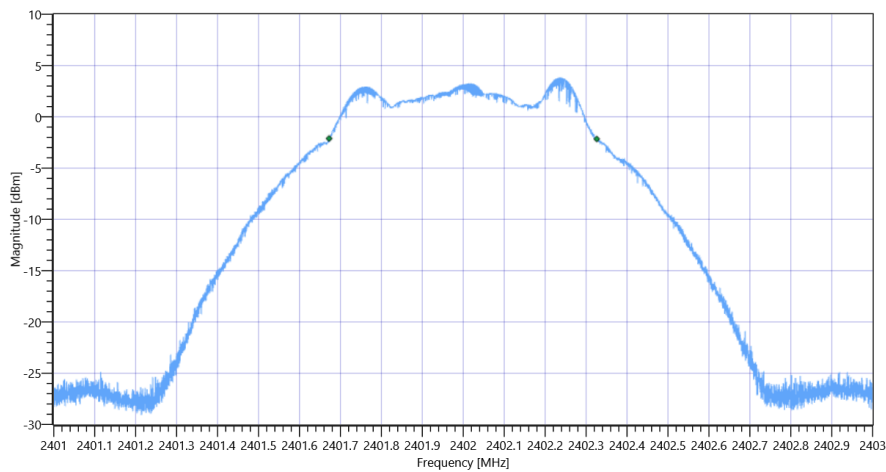
Test Description	Lower Limit	Upper Limit	Measured	Unit	Verdict
Ref. Power 1MHz/1MHz cond.	---	---	3.99	dBm	INFO
Ref. Frequency	---	---	2402.200	MHz	INFO

READ SA SETTINGS:

RefLevel [dBm] RefLevelOffset [dB] InpAtt [dB]	8.99 11.09 15
Start [MHz] Stop [MHz]	2401.000 2403.000
RBW [MHz] VBW [MHz]	0.100000 0.300000
Detector TraceMode	POS MAXH
Sweep: Time [ms] Count Points per Section Type	50 200 10001 SWE

RESULT

Test Description	Lower Limit	Upper Limit	Measured	Unit	Verdict
DTS Bandwidth (6dB)	500	---	654	kHz	PASS



FCC 15.247 # Bandwidth 6dB DTS ~ BT LE 1 Msps

Test at TX 2440 MHz

RESULT: Reference Power cond.

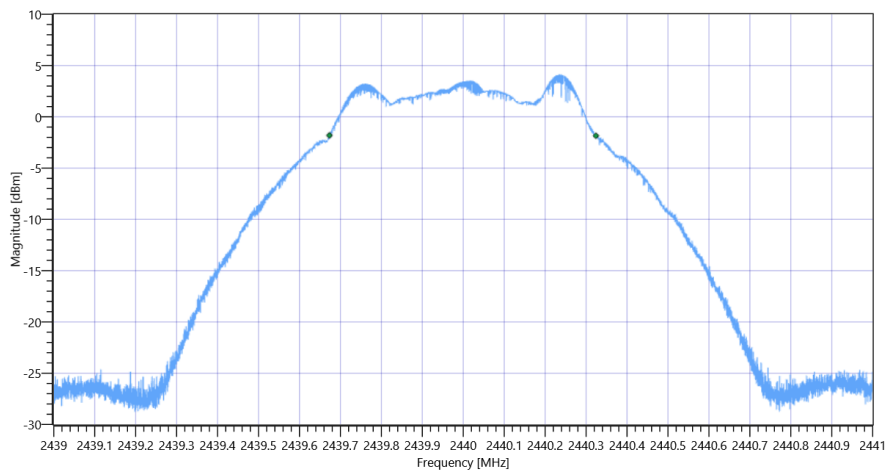
Test Description	Lower Limit	Upper Limit	Measured	Unit	Verdict
Ref. Power 1MHz/1MHz cond.	--	--	4.26	dBm	INFO
Ref. Frequency	--	--	2440.300	MHz	INFO

READ SA SETTINGS:

RefLevel [dBm] RefLevelOffset [dB] InpAtt [dB]	9.26 11.16 15
Start [MHz] Stop [MHz]	2439.000 2441.000
RBW [MHz] VBW [MHz]	0.100000 0.300000
Detector TraceMode	POS MAXH
Sweep: Time [ms] Count Points per Section Type	50 200 10001 SWE

RESULT

Test Description	Lower Limit	Upper Limit	Measured	Unit	Verdict
DTS Bandwidth (6dB)	500	--	651	kHz	PASS



FCC 15.247 # Bandwidth 6dB DTS ~ BT LE 1 Msps

Test at TX 2480 MHz

RESULT: Reference Power cond.

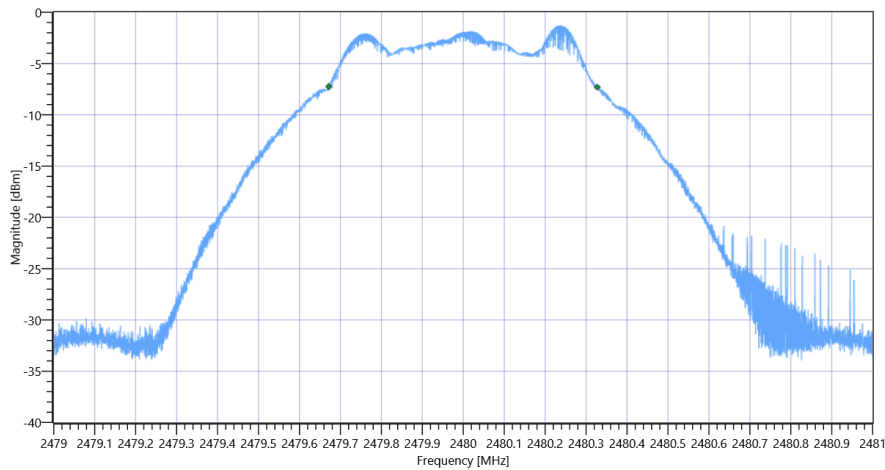
Test Description	Lower Limit	Upper Limit	Measured	Unit	Verdict
Ref. Power 1MHz/1MHz cond.	---	---	-1.19	dBm	INFO
Ref. Frequency	---	---	2480.200	MHz	INFO

READ SA SETTINGS:

RefLevel [dBm] RefLevelOffset [dB] InpAtt [dB]	3.81 11.21 10
Start [MHz] Stop [MHz]	2479.000 2481.000
RBW [MHz] VBW [MHz]	0.100000 0.300000
Detector TraceMode	POS MAXH
Sweep: Time [ms] Count Points per Section Type	50 200 10001 SWE

RESULT

Test Description	Lower Limit	Upper Limit	Measured	Unit	Verdict
DTS Bandwidth (6dB)	500	---	656	kHz	PASS



FCC 15.247 # Bandwidth 6dB DTS ~ BT LE 1 Msps

FCC 15.247 # Peak power spectral density DTS ~ BT LE 1 Msps

Test References

TC Start	04.01.2023 09:19:37
Ambit Temp [°C] Humidity [rel%]	25.0 33
System Version	3.3.3.0
Test Specification	FCC 15.247 -
Test Method	DTS: KDB 558074 D01 V05 - Chapter 8.4 DTS maximum power spectral density level in the fundamental emission
TC Version	0.0.1
My Description	FCC 15.247 Peak Power Spectral Density DTS - BT LE 1 Msps
Add. Information	

EUT Common Settings BT Low Energy

Intermodulation Value N	3
Image Freq. Low Mid High [MHz]	0 0 0
Power Class	2
1 Mbps supported	True TXpayload 255 RXpayload 255
2 Mbps supported	True TXpayload 255 RXpayload 255
Longrange S8 supported	False TXpayload 255 RXpayload 255
Longrange S2 supported	False TXpayload 255 RXpayload 255
Signaling Settings	USB_RS232 TWO 33 2400 None S1 None On
Signaling RF Settings	RF1com 0 0 On
User Interaction	No
Switch Matrix & Pathcompensation enabled	Yes

Test Parameter

Technology to test	BT LE 1 Msps
Antenna Port used	1
Temperature	nom
Voltage	nom
Frequency low to test	True Freq [MHz] 2402
Frequency mid to test	True Freq [MHz] 2440
Frequency high to test	True Freq [MHz] 2480
Auto Control enabled Power Supply Climatic Box	No No
Additional Path Loss [dB]	0.5
Switched Path	EUT - SignalingUnit - SpectrumAnalyzer

Test Equipment

Test Equipment

Signal analyzer,Rohde&Schwarz,FSV-30,1321.3008K30/103170,3.60

Signaling unit,Rohde&Schwarz,CMW,1201.0002k75/102550,4.0.62

Switch matrix,CTCadvanced,RSM-1 NI DAQ,31534892,NI

Test at TX 2402 MHz

RESULT: Reference Power cond.

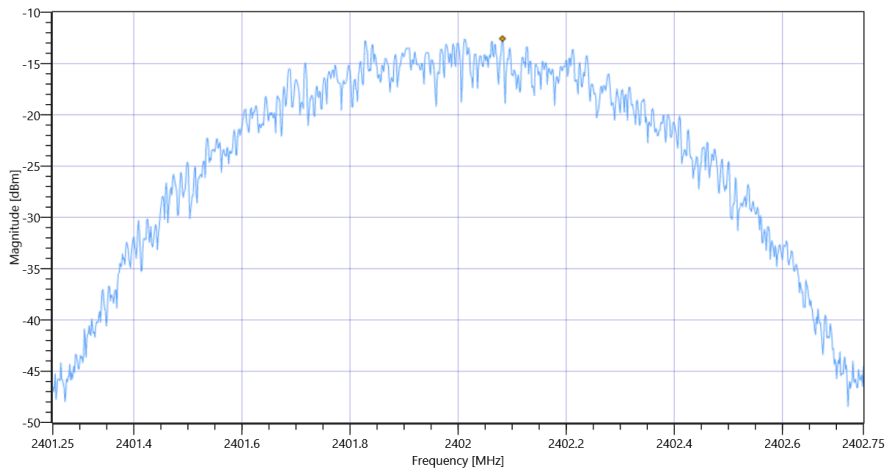
Test Description	Lower Limit	Upper Limit	Measured	Unit	Verdict
Ref. Power 1MHz/1MHz cond.	---	---	4.01	dBm	INFO
Ref. Frequency	---	---	2402.300	MHz	INFO

READ SA SETTINGS:

RefLevel [dBm] RefLevelOffset [dB] InpAtt [dB]	9.01 11.09 15
Start [MHz] Stop [MHz]	2401.250 2402.750
RBW [MHz] VBW [MHz]	0.003000 0.010000
Detector TraceMode	POS MAXH
Sweep: Time [ms] Count Points per Section Type	1000 20 1001 SWE

RESULT

Test Description	Lower Limit	Upper Limit	Measured	Unit	Verdict
Max Peak power Density	---	8	-12.57	dBm/3KHz	PASS



FCC 15.247 # Peak power spectral density DTS ~ BT LE 1 Msps

Test at TX 2440 MHz

RESULT: Reference Power cond.

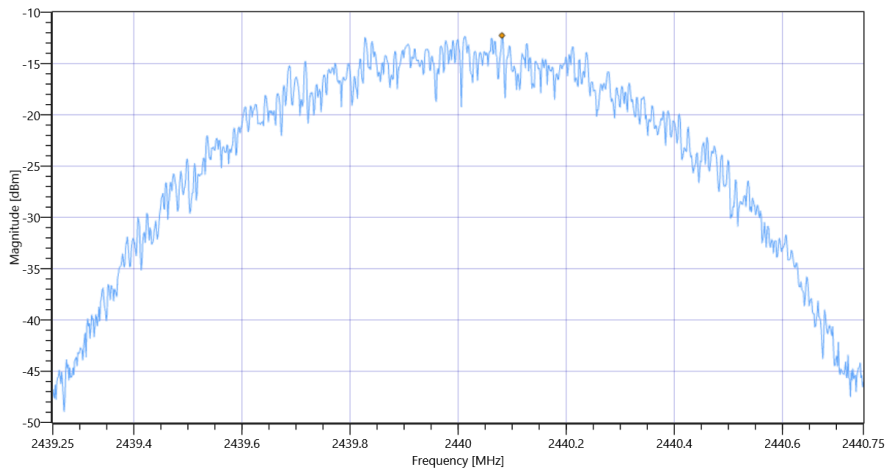
Test Description	Lower Limit	Upper Limit	Measured	Unit	Verdict
Ref. Power 1MHz/1MHz cond.	---	---	4.18	dBm	INFO
Ref. Frequency	---	---	2440.200	MHz	INFO

READ SA SETTINGS:

RefLevel [dBm] RefLevelOffset [dB] InpAtt [dB]	9.18 11.16 15
Start [MHz] Stop [MHz]	2439.250 2440.750
RBW [MHz] VBW [MHz]	0.003000 0.010000
Detector TraceMode	POS MAXH
Sweep: Time [ms] Count Points per Section Type	1000 20 1001 SWE

RESULT

Test Description	Lower Limit	Upper Limit	Measured	Unit	Verdict
Max Peak power Density	---	8	-12.26	dBm/3KHz	PASS



FCC 15.247 # Peak power spectral density DTS ~ BT LE 1 Msps

Test at TX 2480 MHz

RESULT: Reference Power cond.

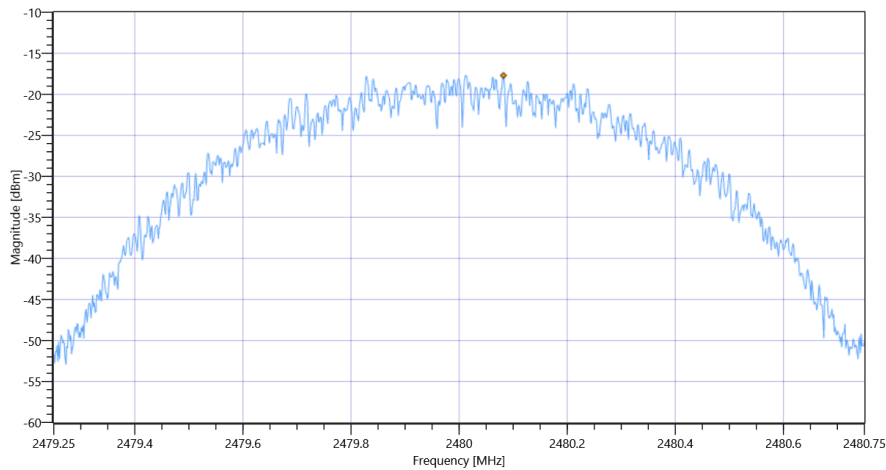
Test Description	Lower Limit	Upper Limit	Measured	Unit	Verdict
Ref. Power 1MHz/1MHz cond.	---	---	-1.18	dBm	INFO
Ref. Frequency	---	---	2480.300	MHz	INFO

READ SA SETTINGS:

RefLevel [dBm] RefLevelOffset [dB] InpAtt [dB]	3.82 11.21 10
Start [MHz] Stop [MHz]	2479.250 2480.750
RBW [MHz] VBW [MHz]	0.003000 0.010000
Detector TraceMode	POS MAXH
Sweep: Time [ms] Count Points per Section Type	1000 20 1001 SWE

RESULT

Test Description	Lower Limit	Upper Limit	Measured	Unit	Verdict
Max Peak power Density	---	8	-17.7	dBm/3KHz	PASS



FCC 15.247 # Peak power spectral density DTS ~ BT LE 1 Msps

FCC 15.247, ISED RSS247 # Bandwidth 99PCT and 20dB ~ BT LE 1 Msps

Test References

TC Start	04.01.2023 09:21:49
Ambit Temp [°C] Humidity [rel%]	25.1 33
System Version	3.3.3.0
Test Specification	FCC 15.247, ISED RSS247 -
Test Method	
TC Version	0.0.2
My Description	FCC 15.247 Bandwidth 99PCT-20dB DTS - BT LE 1 Msps
Add. Information	

EUT Common Settings BT Low Energy

Intermodulation Value N	3
Image Freq. Low Mid High [MHz]	0 0 0
Power Class	2
1 Mbps supported	True TXpayload 255 RXpayload 255
2 Mbps supported	True TXpayload 255 RXpayload 255
Longrange S8 supported	False TXpayload 255 RXpayload 255
Longrange S2 supported	False TXpayload 255 RXpayload 255
Signaling Settings	USB_RS232 TWO 33 2400 None S1 None On
Signaling RF Settings	RF1com 0 0 On
User Interaction	No
Switch Matrix & Pathcompensation enabled	Yes

Test Parameter

Technology to test	BT LE 1 Msps
Antenna Port used	1
Temperature	nom
Voltage	nom
Frequency low to test	True Freq [MHz] 2402
Frequency mid to test	True Freq [MHz] 2440
Frequency high to test	True Freq [MHz] 2480
Auto Control enabled Power Supply Climatic Box	No No
Additional Path Loss [dB]	0.5
Switched Path	EUT - SignalingUnit - SpectrumAnalyzer

Test Equipment

Test Equipment

Signal analyzer,Rohde&Schwarz,FSV-30,1321.3008K30/103170,3.60

Signaling unit,Rohde&Schwarz,CMW,1201.0002k75/102550,4.0.62

Switch matrix,CTCadvanced,RSM-1 NI DAQ,31534892,NI

Test at TX 2402 MHz

RESULT: Reference Power cond.

Test Description	Lower Limit	Upper Limit	Measured	Unit	Verdict
Ref. Power 1MHz/1MHz cond.	---	---	3.94	dBm	INFO
Ref. Frequency	---	---	2402.200	MHz	INFO

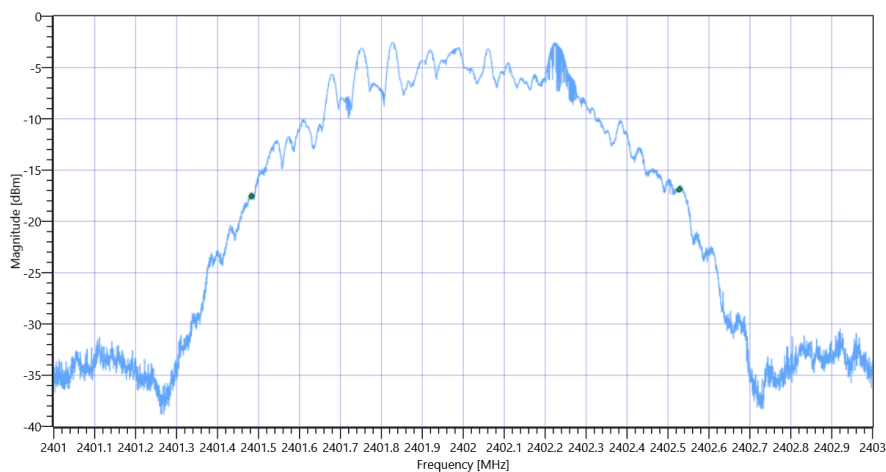
READ SA SETTINGS:

RefLevel [dBm] RefLevelOffset [dB] InpAtt [dB]	8.94 11.09 15
Start [MHz] Stop [MHz]	2401.000 2403.000
RBW [MHz] VBW [MHz]	0.020000 0.100000
Detector TraceMode	POS MAXH
Sweep: Time [ms] Count Points per Section Type	50 200 10001 SWE

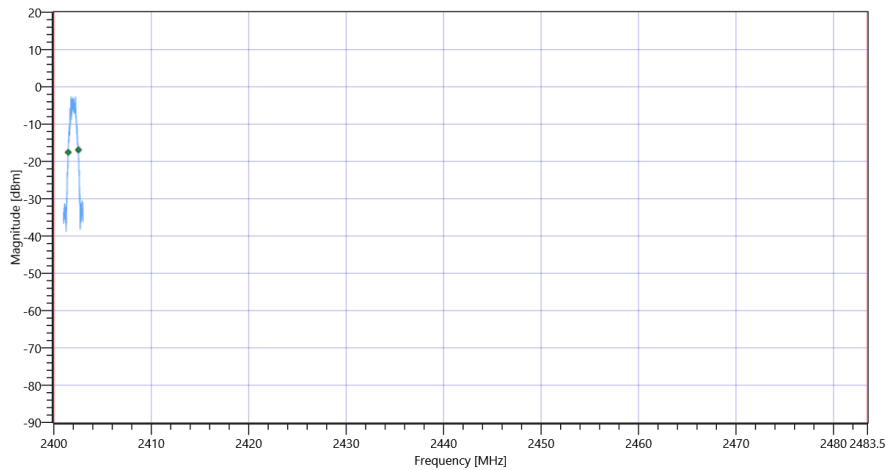
RESULT

Test Description	Lower Limit	Upper Limit	Measured	Unit	Verdict
Bandwidth 99%	---	---	1044.000	kHz	INFO
T1 99%	2400.000000	---	2401.4831	MHz	PASS
T2 99%	---	2483.500000	2402.5273	MHz	PASS

Plot: Bandwidth only



Plot: Bandwidth within Band

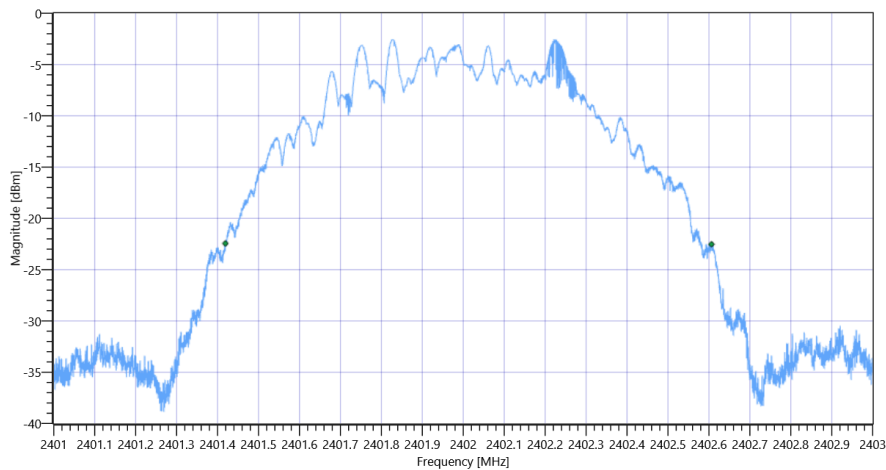


FCC 15.247, ISED RSS247 # Bandwidth 99PCT and 20dB ~ BT LE 1 Msps

RESULT

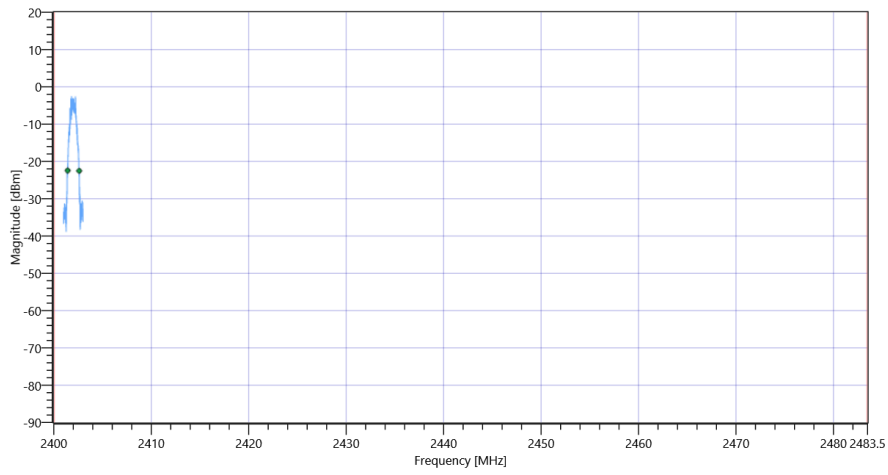
Test Description	Lower Limit	Upper Limit	Measured	Unit	Verdict
Bandwidth 20dB	---	---	1187	kHz	INFO
T1 20dB	2400.000000	---	2401.4190	MHz	PASS
T2 20dB	---	2483.500000	2402.6062	MHz	PASS

Plot: Bandwidth only



FCC 15.247, ISED RSS247 # Bandwidth 99PCT and 20dB ~ BT LE 1 Msps 20dB

Plot: Bandwidth within Band



FCC 15.247, ISED RSS247 # Bandwidth 99PCT and 20dB ~ BT LE 1 Msps

Test at TX 2440 MHz

RESULT: Reference Power cond.

Test Description	Lower Limit	Upper Limit	Measured	Unit	Verdict
Ref. Power 1MHz/1MHz cond.	---	---	4.21	dBm	INFO
Ref. Frequency	---	---	2440.300	MHz	INFO

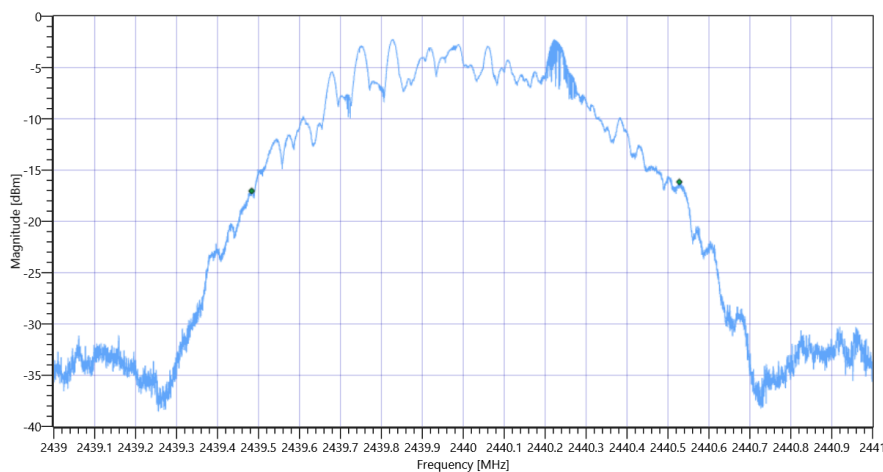
READ SA SETTINGS:

RefLevel [dBm] RefLevelOffset [dB] InpAtt [dB]	9.21 11.16 15
Start [MHz] Stop [MHz]	2439.000 2441.000
RBW [MHz] VBW [MHz]	0.020000 0.100000
Detector TraceMode	POS MAXH
Sweep: Time [ms] Count Points per Section Type	50 200 10001 SWE

RESULT

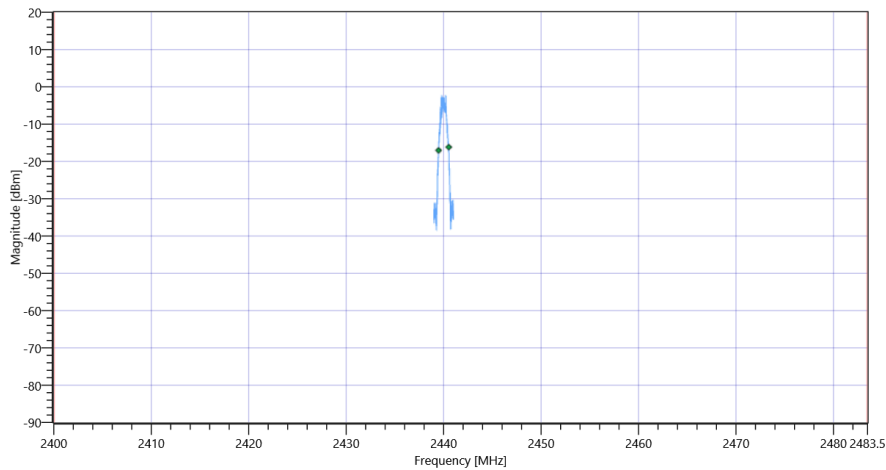
Test Description	Lower Limit	Upper Limit	Measured	Unit	Verdict
Bandwidth 99%	---	---	1044.000	kHz	INFO
T1 99%	2400.000000	---	2439.4833	MHz	PASS
T2 99%	---	2483.500000	2440.5275	MHz	PASS

Plot: Bandwidth only



FCC 15.247, ISED RSS247 # Bandwidth 99PCT and 20dB ~ BT LE 1 Msps 99PCT

Plot: Bandwidth within Band

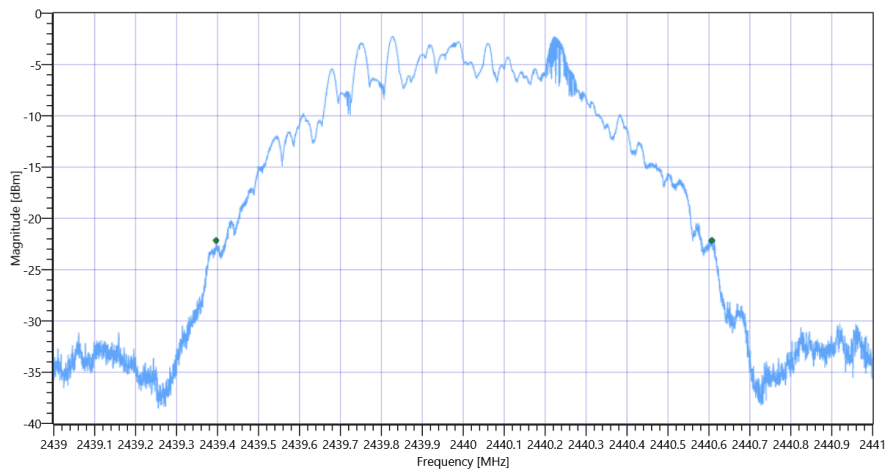


FCC 15.247, ISED RSS247 # Bandwidth 99PCT and 20dB ~ BT LE 1 MspS

RESULT

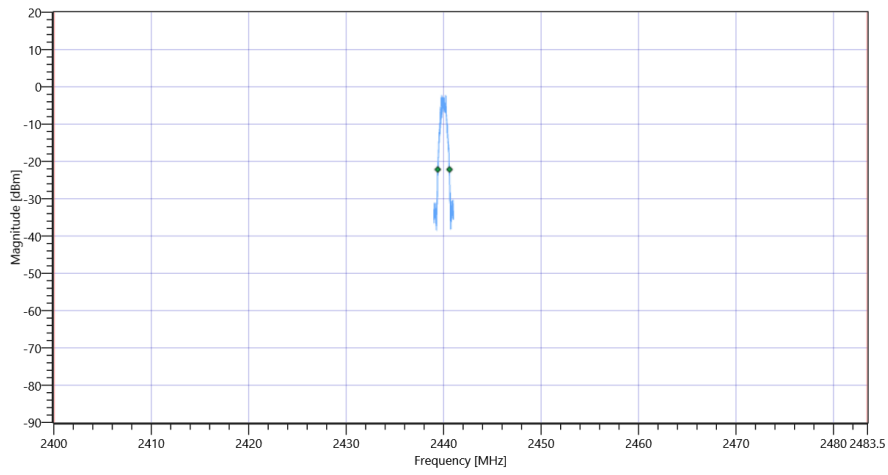
Test Description	Lower Limit	Upper Limit	Measured	Unit	Verdict
Bandwidth 20dB	---	---	1211	kHz	INFO
T1 20dB	2400.000000	---	2439.3962	MHz	PASS
T2 20dB	---	2483.500000	2440.6072	MHz	PASS

Plot: Bandwidth only



FCC 15.247, ISED RSS247 # Bandwidth 99PCT and 20dB ~ BT LE 1 MspS 20dB

Plot: Bandwidth within Band



FCC 15.247, ISED RSS247 # Bandwidth 99PCT and 20dB ~ BT LE 1 Msp

Test at TX 2480 MHz

RESULT: Reference Power cond.

Test Description	Lower Limit	Upper Limit	Measured	Unit	Verdict
Ref. Power 1MHz/1MHz cond.	---	---	-1.20	dBm	INFO
Ref. Frequency	---	---	2480.300	MHz	INFO

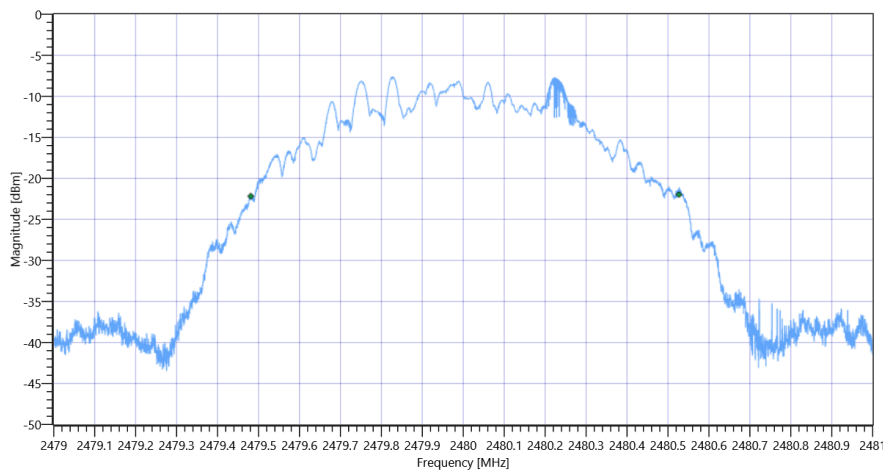
READ SA SETTINGS:

RefLevel [dBm] RefLevelOffset [dB] InpAtt [dB]	3.80 11.21 10
Start [MHz] Stop [MHz]	2479.000 2481.000
RBW [MHz] VBW [MHz]	0.020000 0.100000
Detector TraceMode	POS MAXH
Sweep: Time [ms] Count Points per Section Type	50 200 10001 SWE

RESULT

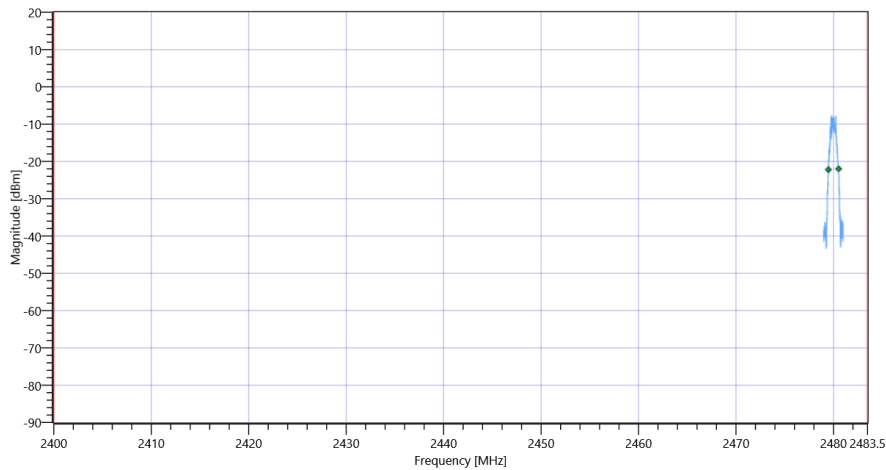
Test Description	Lower Limit	Upper Limit	Measured	Unit	Verdict
Bandwidth 99%	---	---	1046.000	kHz	INFO
T1 99%	2400.000000	---	2479.4811	MHz	PASS
T2 99%	---	2483.500000	2480.5267	MHz	PASS

Plot: Bandwidth only



FCC 15.247, ISED RSS247 # Bandwidth 99PCT and 20dB ~ BT LE 1 Msps 99PCT

Plot: Bandwidth within Band

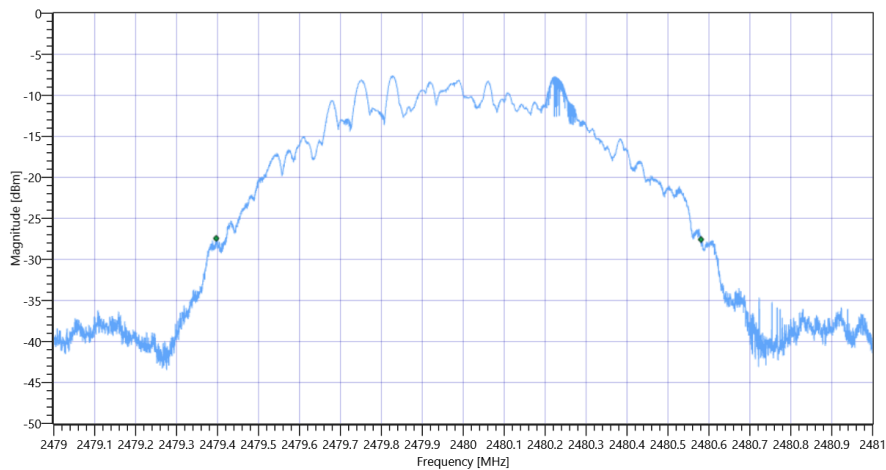


FCC 15.247, ISED RSS247 # Bandwidth 99PCT and 20dB ~ BT LE 1 Msps

RESULT

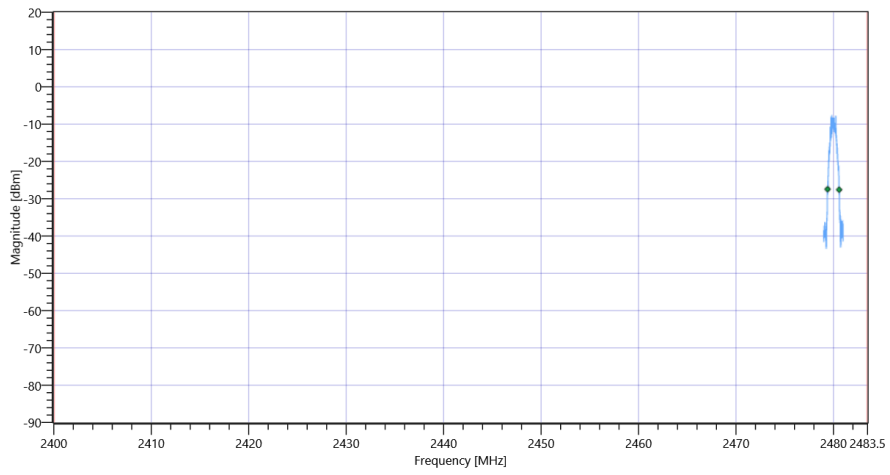
Test Description	Lower Limit	Upper Limit	Measured	Unit	Verdict
Bandwidth 20dB	---	---	1184	kHz	INFO
T1 20dB	2400.000000	---	2479.3966	MHz	PASS
T2 20dB	---	2483.500000	2480.5806	MHz	PASS

Plot: Bandwidth only



FCC 15.247, ISED RSS247 # Bandwidth 99PCT and 20dB ~ BT LE 1 Msps 20dB

Plot: Bandwidth within Band



FCC 15.247, ISED RSS247 # Bandwidth 99PCT and 20dB ~ BT LE 1 Msps

FCC 15.247 # TX spurious conducted 20dBc ~ BT LE 1 Msp

Test References

TC Start	04.01.2023 09:24:46
Ambit Temp [°C] Humidity [rel%]	25.3 33
System Version	3.3.3.0
Test Specification	FCC 15.247 -
Test Method	IF DTS then 8.5 DTS emissions in non-restricted frequency bands: Subclause 11.11 of ANSI C63.10 is applicable
TC Version	0.0.1
My Description	FCC 15.247 TX Emissions Conducted DTS - BT LE 1 Msp
Add. Information	

EUT Common Settings BT Low Energy

Intermodulation Value N	3
Image Freq. Low Mid High [MHz]	0 0 0
Power Class	2
1 Mbps supported	True TXpayload 255 RXpayload 255
2 Mbps supported	True TXpayload 255 RXpayload 255
Longrange S8 supported	False TXpayload 255 RXpayload 255
Longrange S2 supported	False TXpayload 255 RXpayload 255
Signaling Settings	USB_RS232 TWO 33 2400 None S1 None On
Signaling RF Settings	RF1com 0 0 On
User Interaction	No
Switch Matrix & Pathcompensation enabled	Yes

Test Parameter

Technology to test	BT LE 1 Msp
Antenna Port used	1
Temperature	nom
Voltage	nom
Frequency low to test	True Freq [MHz] 2402
Frequency mid to test	True Freq [MHz] 2440
Frequency high to test	True Freq [MHz] 2480
Auto Control enabled Power Supply Climatic Box	No No
Additional Path Loss [dB]	0.5
Switched Path	EUT - SignalingUnit - SpectrumAnalyzer

Test Equipment

Test Equipment

Signal analyzer,Rohde&Schwarz,FSV-30,1321.3008K30/103170,3.60

Signaling unit,Rohde&Schwarz,CMW,1201.0002k75/102550,4.0.62

Switch matrix,CTCadvanced,RSM-1 NI DAQ,31534892,NI

Test at TX 2402 MHz

RESULT: Reference Power cond.

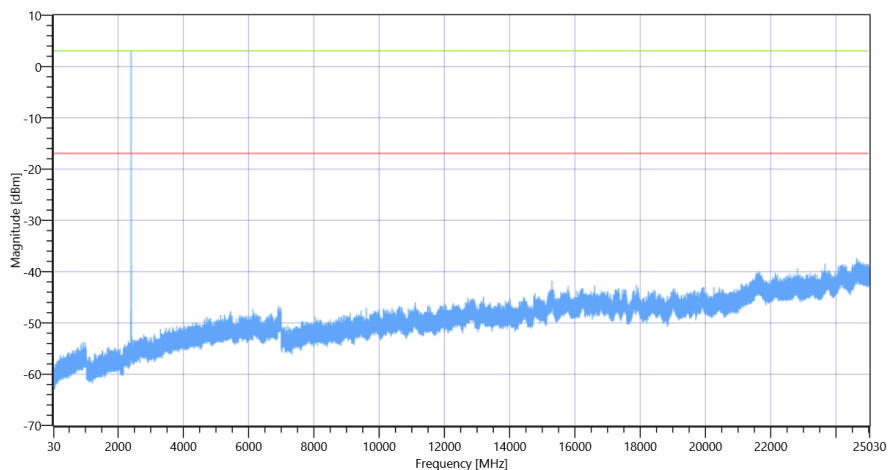
Test Description	Lower Limit	Upper Limit	Measured	Unit	Verdict
Ref. Power 1MHz/1MHz cond.	--	--	3.94	dBm	INFO
Ref. Frequency	--	--	2402.200	MHz	INFO

READ SA SETTINGS:

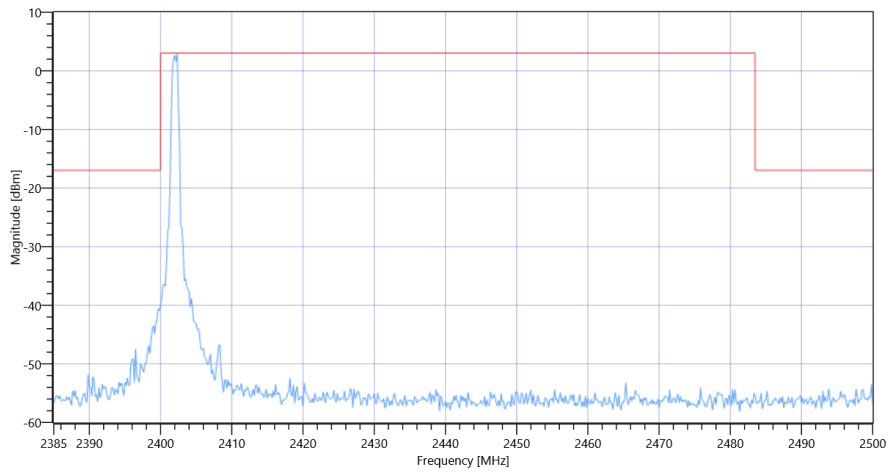
RefLevel [dBm] RefLevelOffset [dB] InpAtt [dB]	3.94 0 20
Start [MHz] Stop [MHz]	24530.000 25030.000
RBW [MHz] VBW [MHz]	0.100000 0.300000
Detector TraceMode	POS MAXH
Sweep: Time [ms] Count Points per Section Type	200 25 3001 SWE

RESULT

Test Description	Lower Limit	Upper Limit	Measured	Unit	Verdict
Reference @ 2402.33 MHz	--	--	3.03	dBm	INFO
No peaks detected	--	--			PASS
Lowest margin to limit 24637.5 MHz	0	--	20.4	dB	INFO



FCC 15.247 # TX spurious conducted 20dBc ~ BT LE 1 Msps 2402



FCC 15.247 # TX spurious conducted 20dBc ~ BT LE 1 MspS 2402

Test at TX 2440 MHz

RESULT: Reference Power cond.

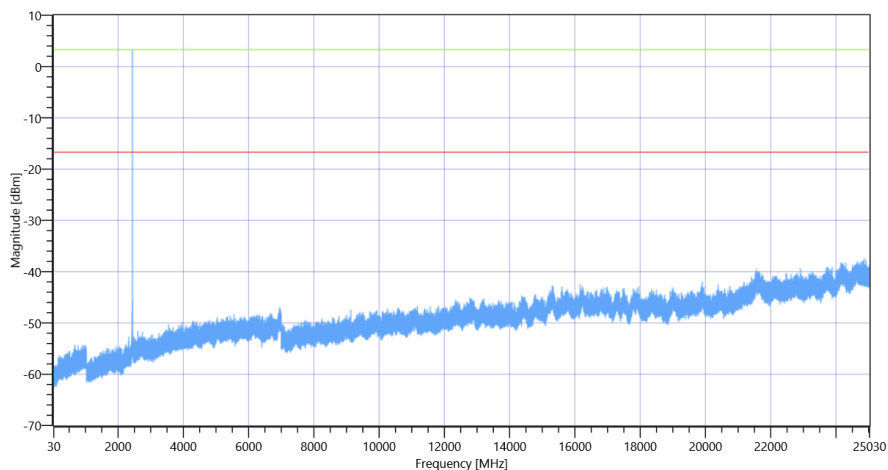
Test Description	Lower Limit	Upper Limit	Measured	Unit	Verdict
Ref. Power 1MHz/1MHz cond.	---	---	4.17	dBm	INFO
Ref. Frequency	---	---	2440.300	MHz	INFO

READ SA SETTINGS:

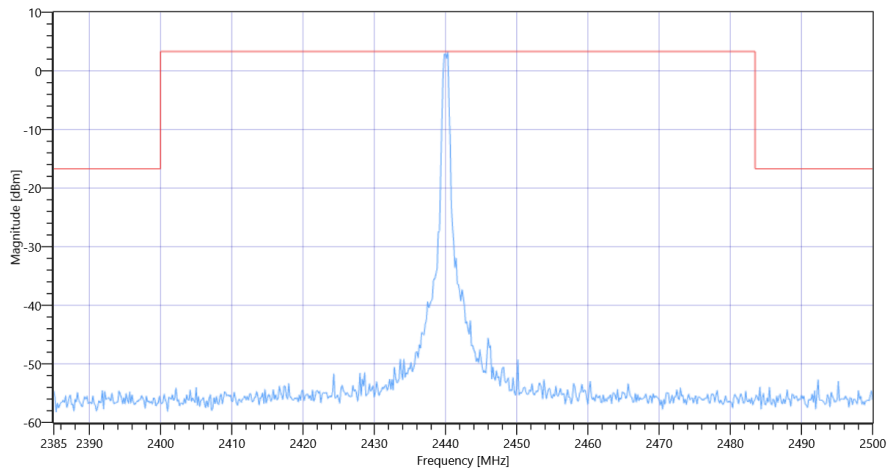
RefLevel [dBm] RefLevelOffset [dB] InpAtt [dB]	4.17 0 20
Start [MHz] Stop [MHz]	24530.000 25030.000
RBW [MHz] VBW [MHz]	0.100000 0.300000
Detector TraceMode	POS MAXH
Sweep: Time [ms] Count Points per Section Type	200 25 3001 SWE

RESULT

Test Description	Lower Limit	Upper Limit	Measured	Unit	Verdict
Reference @ 2440.33 MHz	---	---	3.28	dBm	INFO
No peaks detected	---	---			PASS
Lowest margin to limit 24865.333 MHz	0	---	20.67	dB	INFO



FCC 15.247 # TX spurious conducted 20dBc ~ BT LE 1 Msps 2440



FCC 15.247 # TX spurious conducted 20dBc ~ BT LE 1 Msps 2440

Test at TX 2480 MHz

RESULT: Reference Power cond.

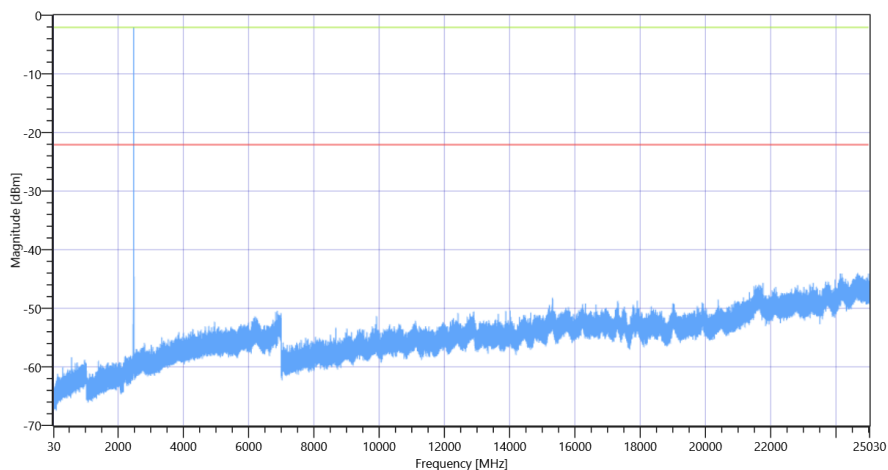
Test Description	Lower Limit	Upper Limit	Measured	Unit	Verdict
Ref. Power 1MHz/1MHz cond.	---	---	-1.18	dBm	INFO
Ref. Frequency	---	---	2480.200	MHz	INFO

READ SA SETTINGS:

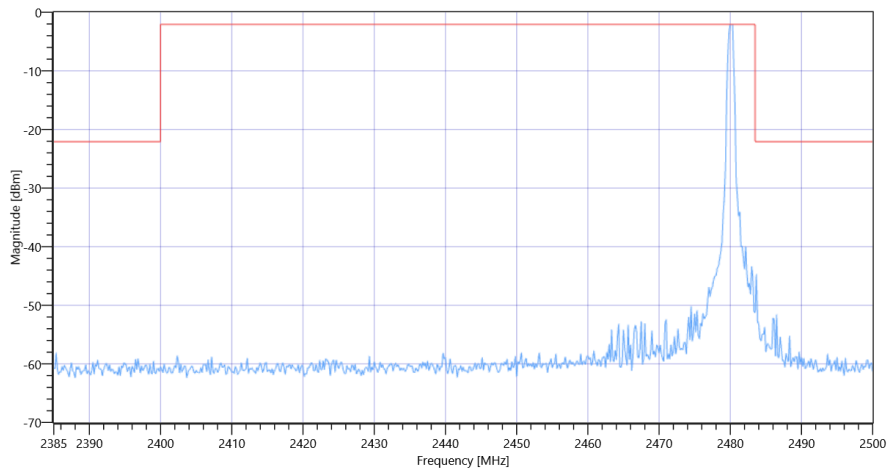
RefLevel [dBm] RefLevelOffset [dB] InpAtt [dB]	-1.18 0 15
Start [MHz] Stop [MHz]	24530.000 25030.000
RBW [MHz] VBW [MHz]	0.100000 0.300000
Detector TraceMode	POS MAXH
Sweep: Time [ms] Count Points per Section Type	200 25 3001 SWE

RESULT

Test Description	Lower Limit	Upper Limit	Measured	Unit	Verdict
Reference @ 2480.00 MHz	---	---	-2.08	dBm	INFO
No peaks detected	---	---			PASS
Lowest margin to limit 30 MHz	0	---	-135.24	dB	INFO



FCC 15.247 # TX spurious conducted 20dBc ~ BT LE 1 Msps 2480



FCC 15.247 # TX spurious conducted 20dBc ~ BT LE 1 Msps 2480

FCC 15.247 # Maximum peak conducted output power DTS ~ BT LE 2 Msps

Test References

TC Start	04.01.2023 09:47:14
Ambit Temp [°C] Humidity [rel%]	26.0 32
System Version	3.3.3.0
Test Specification	FCC 15.247 -
Test Method	DTS: KDB 558074 D01 V05 - Chapter 8.3.1.1 RBW ≥ DTS Bandwidth
TC Version	0.0.1
My Description	FCC 15.247 Maximum Peak Output Power Conducted DTS - BT LE 2 Msps
Add. Information	

EUT Common Settings BT Low Energy

Intermodulation Value N	3
Image Freq. Low Mid High [MHz]	0 0 0
Power Class	2
1 Mbps supported	True TXpayload 255 RXpayload 255
2 Mbps supported	True TXpayload 255 RXpayload 255
Longrange S8 supported	False TXpayload 255 RXpayload 255
Longrange S2 supported	False TXpayload 255 RXpayload 255
Signaling Settings	USB_RS232 TWO 33 2400 None S1 None On
Signaling RF Settings	RF1com 0 0 On
User Interaction	No
Switch Matrix & Pathcompensation enabled	Yes

Test Parameter

Technology to test	BT LE 2 Msps
Antenna Port used	1
Temperature	nom
Voltage	nom
Frequency low to test	True Freq [MHz] 2404
Frequency mid to test	True Freq [MHz] 2440
Frequency high to test	True Freq [MHz] 2478
Auto Control enabled Power Supply Climatic Box	No No
Additional Path Loss [dB]	0.5
Switched Path	EUT - SignalingUnit - SpectrumAnalyzer

Test Equipment

Signal analyzer,Rohde&Schwarz,FSV-30,1321.3008K30/103170,3.60

Signaling unit,Rohde&Schwarz,CMW,1201.0002k75/102550,4.0.62

Switch matrix,CTCadvanced,RSM-1 NI DAQ,31534892,NI

Test at TX 2404 MHz

RESULT: Reference Power cond.

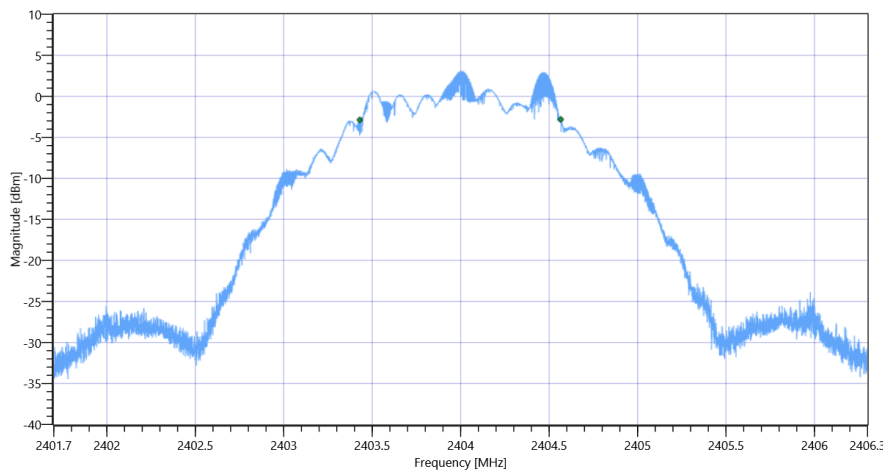
Test Description	Lower Limit	Upper Limit	Measured	Unit	Verdict
Ref. Power 1MHz/1MHz cond.	---	---	4.28	dBm	INFO
Ref. Frequency	---	---	2404.500	MHz	INFO

READ SA SETTINGS:

RefLevel [dBm] RefLevelOffset [dB] InpAtt [dB]	9.28 11.1 15
Start [MHz] Stop [MHz]	2401.700 2406.300
RBW [MHz] VBW [MHz]	0.100000 0.300000
Detector TraceMode	POS MAXH
Sweep: Time [ms] Count Points per Section Type	50 200 10001 SWE

DTS Bandwidth

Test Description	Lower Limit	Upper Limit	Measured	Unit	Verdict
DTS Bandwidth (6dB)	---	---	1136	kHz	INFO



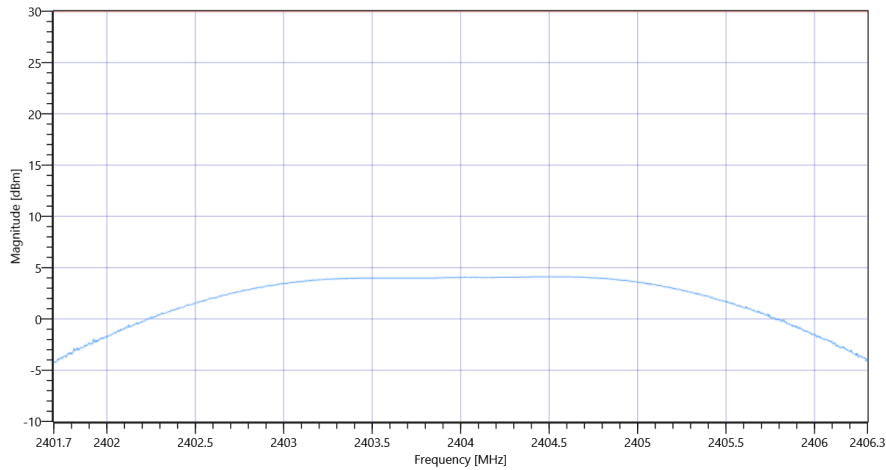
FCC 15.247 # Maximum peak conducted output power DTS ~ BT LE 2 Msps DTS BW

READ SA SETTINGS:

RefLevel [dBm] RefLevelOffset [dB] InpAtt [dB]	14.28 11.1 20
Start [MHz] Stop [MHz]	2401.700 2406.300
RBW [MHz] VBW [MHz]	2.000000 5.000000
Detector TraceMode	POS MAXH
Sweep: Time [ms] Count Points per Section Type	50 200 1001 SWE

RESULT

Test Description	Lower Limit	Upper Limit	Measured	Unit	Verdict
Peak Power	---	30.00	4.11	dBm	PASS
Peak Power	---	1000	2.576321	mW	PASS
Frequency at Peak	---	---	2404.519	MHz	INFO



FCC 15.247 # Maximum peak conducted output power DTS ~ BT LE 2 Msps

Test at TX 2440 MHz

RESULT: Reference Power cond.

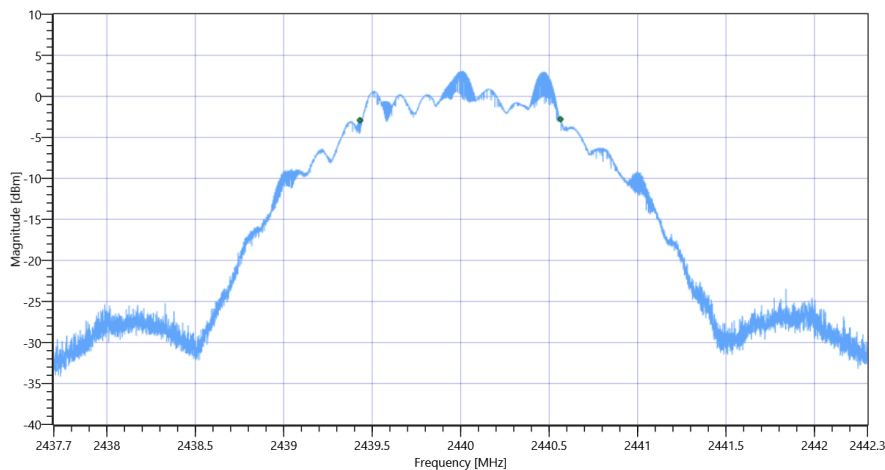
Test Description	Lower Limit	Upper Limit	Measured	Unit	Verdict
Ref. Power 1MHz/1MHz cond.	---	---	4.25	dBm	INFO
Ref. Frequency	---	---	2440.500	MHz	INFO

READ SA SETTINGS:

RefLevel [dBm] RefLevelOffset [dB] InpAtt [dB]	9.25 11.16 15
Start [MHz] Stop [MHz]	2437.700 2442.300
RBW [MHz] VBW [MHz]	0.100000 0.300000
Detector TraceMode	POS MAXH
Sweep: Time [ms] Count Points per Section Type	50 200 10001 SWE

DTS Bandwidth

Test Description	Lower Limit	Upper Limit	Measured	Unit	Verdict
DTS Bandwidth (6dB)	---	---	1134	kHz	INFO



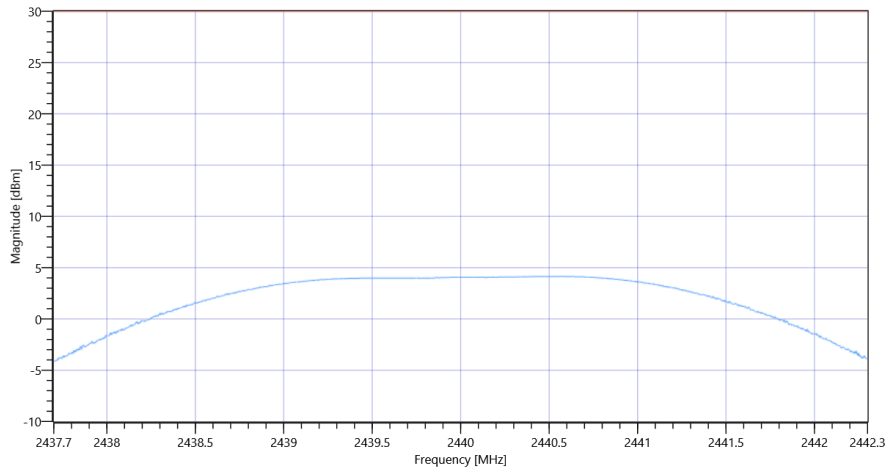
FCC 15.247 # Maximum peak conducted output power DTS ~ BT LE 2 Msps DTS BW

READ SA SETTINGS:

RefLevel [dBm] RefLevelOffset [dB] InpAtt [dB]	14.25 11.16 20
Start [MHz] Stop [MHz]	2437.700 2442.300
RBW [MHz] VBW [MHz]	2.000000 5.000000
Detector TraceMode	POS MAXH
Sweep: Time [ms] Count Points per Section Type	50 200 1001 SWE

RESULT

Test Description	Lower Limit	Upper Limit	Measured	Unit	Verdict
Peak Power	---	30.00	4.15	dBm	PASS
Peak Power	---	1000	2.60016	mW	PASS
Frequency at Peak	---	---	2440.565	MHz	INFO



FCC 15.247 # Maximum peak conducted output power DTS ~ BT LE 2 Msps

Test at TX 2478 MHz

RESULT: Reference Power cond.

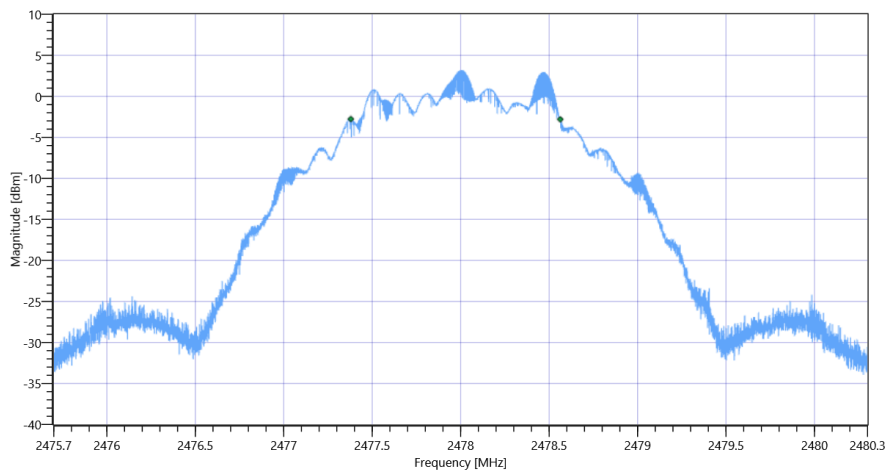
Test Description	Lower Limit	Upper Limit	Measured	Unit	Verdict
Ref. Power 1MHz/1MHz cond.	---	---	4.17	dBm	INFO
Ref. Frequency	---	---	2478.500	MHz	INFO

READ SA SETTINGS:

RefLevel [dBm] RefLevelOffset [dB] InpAtt [dB]	9.17 11.2 15
Start [MHz] Stop [MHz]	2475.700 2480.300
RBW [MHz] VBW [MHz]	0.100000 0.300000
Detector TraceMode	POS MAXH
Sweep: Time [ms] Count Points per Section Type	50 200 10001 SWE

DTS Bandwidth

Test Description	Lower Limit	Upper Limit	Measured	Unit	Verdict
DTS Bandwidth (6dB)	---	---	1184	kHz	INFO



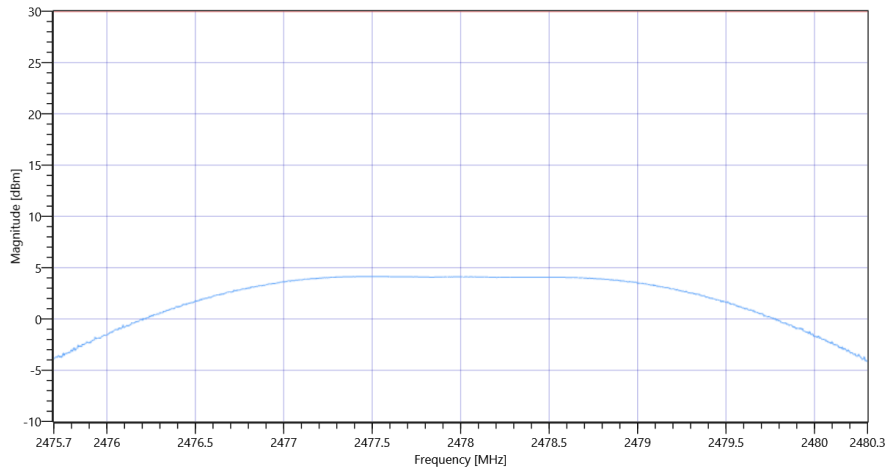
FCC 15.247 # Maximum peak conducted output power DTS ~ BT LE 2 Msps DTS BW

READ SA SETTINGS:

RefLevel [dBm] RefLevelOffset [dB] InpAtt [dB]	14.17 11.2 20
Start [MHz] Stop [MHz]	2475.700 2480.300
RBW [MHz] VBW [MHz]	2.000000 5.000000
Detector TraceMode	POS MAXH
Sweep: Time [ms] Count Points per Section Type	50 200 1001 SWE

RESULT

Test Description	Lower Limit	Upper Limit	Measured	Unit	Verdict
Peak Power	---	30.00	4.13	dBm	PASS
Peak Power	---	1000	2.588213	mW	PASS
Frequency at Peak	---	---	2477.467	MHz	INFO



FCC 15.247 # Maximum peak conducted output power DTS ~ BT LE 2 Msps

FCC 15.247 # Bandwidth 6dB DTS ~ BT LE 2 Msp

Test References

TC Start	04.01.2023 09:49:55
Ambit Temp [°C] Humidity [rel%]	26.1 32
System Version	3.3.3.0
Test Specification	FCC 15.247 -
Test Method	
TC Version	0.0.1
My Description	FCC 15.247 Bandwidth 6dB DTS - BT LE 2 Msp
Add. Information	

EUT Common Settings BT Low Energy

Intermodulation Value N	3
Image Freq. Low Mid High [MHz]	0 0 0
Power Class	2
1 Mbps supported	True TXpayload 255 RXpayload 255
2 Mbps supported	True TXpayload 255 RXpayload 255
Longrange S8 supported	False TXpayload 255 RXpayload 255
Longrange S2 supported	False TXpayload 255 RXpayload 255
Signaling Settings	USB_RS232 TWO 33 2400 None S1 None On
Signaling RF Settings	RF1com 0 0 On
User Interaction	No
Switch Matrix & Pathcompensation enabled	Yes

Test Parameter

Technology to test	BT LE 2 Msp
Antenna Port used	1
Temperature	nom
Voltage	nom
Frequency low to test	True Freq [MHz] 2404
Frequency mid to test	True Freq [MHz] 2440
Frequency high to test	True Freq [MHz] 2478
Auto Control enabled Power Supply Climatic Box	No No
Additional Path Loss [dB]	0.5
Switched Path	EUT - SignalingUnit - SpectrumAnalyzer

Test Equipment

Signal analyzer,Rohde&Schwarz,FSV-30,1321.3008K30/103170,3.60

Test Equipment

Signaling unit,Rohde&Schwarz,CMW,1201.0002k75/102550,4.0.62

Switch matrix,CTCadvanced,RSM-1 NI DAQ,31534892,NI

Test at TX 2404 MHz

RESULT: Reference Power cond.

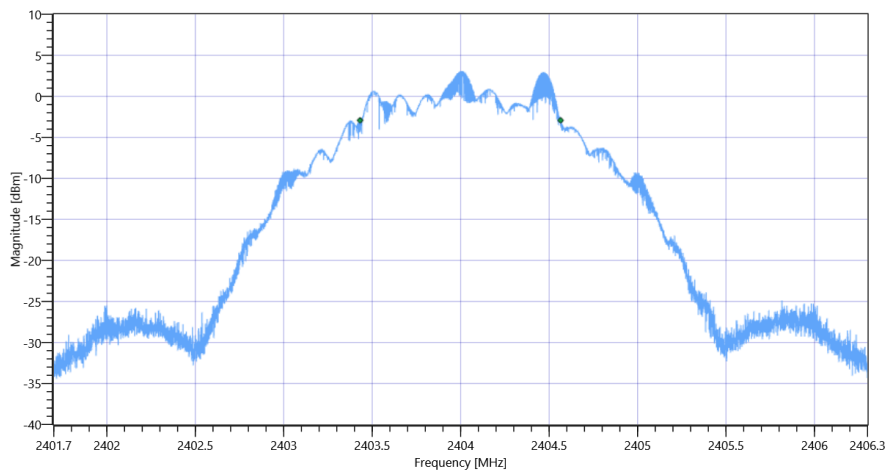
Test Description	Lower Limit	Upper Limit	Measured	Unit	Verdict
Ref. Power 1MHz/1MHz cond.	---	---	4.19	dBm	INFO
Ref. Frequency	---	---	2404.500	MHz	INFO

READ SA SETTINGS:

RefLevel [dBm] RefLevelOffset [dB] InpAtt [dB]	9.19 11.1 15
Start [MHz] Stop [MHz]	2401.700 2406.300
RBW [MHz] VBW [MHz]	0.100000 0.300000
Detector TraceMode	POS MAXH
Sweep: Time [ms] Count Points per Section Type	50 200 10001 SWE

RESULT

Test Description	Lower Limit	Upper Limit	Measured	Unit	Verdict
DTS Bandwidth (6dB)	500	---	1133	kHz	PASS



FCC 15.247 # Bandwidth 6dB DTS ~ BT LE 2 Msps

Test at TX 2440 MHz

RESULT: Reference Power cond.

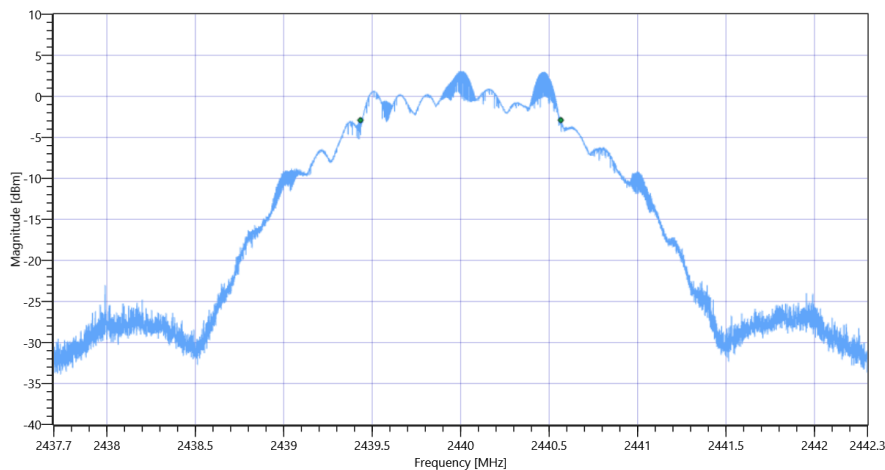
Test Description	Lower Limit	Upper Limit	Measured	Unit	Verdict
Ref. Power 1MHz/1MHz cond.	---	---	4.21	dBm	INFO
Ref. Frequency	---	---	2440.500	MHz	INFO

READ SA SETTINGS:

RefLevel [dBm] RefLevelOffset [dB] InpAtt [dB]	9.21 11.16 15
Start [MHz] Stop [MHz]	2437.700 2442.300
RBW [MHz] VBW [MHz]	0.100000 0.300000
Detector TraceMode	POS MAXH
Sweep: Time [ms] Count Points per Section Type	50 200 10001 SWE

RESULT

Test Description	Lower Limit	Upper Limit	Measured	Unit	Verdict
DTS Bandwidth (6dB)	500	---	1133	kHz	PASS



FCC 15.247 # Bandwidth 6dB DTS ~ BT LE 2 Msps

Test at TX 2478 MHz

RESULT: Reference Power cond.

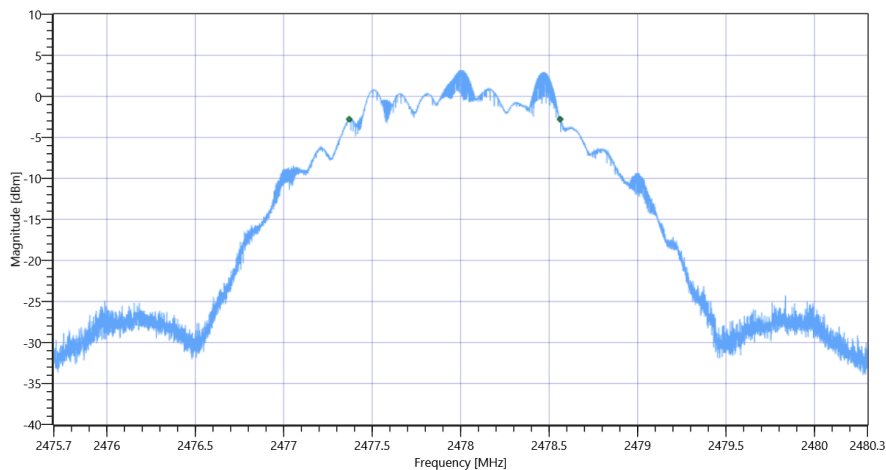
Test Description	Lower Limit	Upper Limit	Measured	Unit	Verdict
Ref. Power 1MHz/1MHz cond.	--	--	4.14	dBm	INFO
Ref. Frequency	--	--	2478.500	MHz	INFO

READ SA SETTINGS:

RefLevel [dBm] RefLevelOffset [dB] InpAtt [dB]	9.14 11.2 15
Start [MHz] Stop [MHz]	2475.700 2480.300
RBW [MHz] VBW [MHz]	0.100000 0.300000
Detector TraceMode	POS MAXH
Sweep: Time [ms] Count Points per Section Type	50 200 10001 SWE

RESULT

Test Description	Lower Limit	Upper Limit	Measured	Unit	Verdict
DTS Bandwidth (6dB)	500	--	1192	kHz	PASS



FCC 15.247 # Bandwidth 6dB DTS ~ BT LE 2 Msps

FCC 15.247 # Peak power spectral density DTS ~ BT LE 2 Msps

Test References

TC Start	04.01.2023 09:51:41
Ambit Temp [°C] Humidity [rel%]	26.1 32
System Version	3.3.3.0
Test Specification	FCC 15.247 -
Test Method	DTS: KDB 558074 D01 V05 - Chapter 8.4 DTS maximum power spectral density level in the fundamental emission
TC Version	0.0.1
My Description	FCC 15.247 Peak Power Spectral Density DTS - BT LE 2 Msps
Add. Information	

EUT Common Settings BT Low Energy

Intermodulation Value N	3
Image Freq. Low Mid High [MHz]	0 0 0
Power Class	2
1 Mbps supported	True TXpayload 255 RXpayload 255
2 Mbps supported	True TXpayload 255 RXpayload 255
Longrange S8 supported	False TXpayload 255 RXpayload 255
Longrange S2 supported	False TXpayload 255 RXpayload 255
Signaling Settings	USB_RS232 TWO 33 2400 None S1 None On
Signaling RF Settings	RF1com 0 0 On
User Interaction	No
Switch Matrix & Pathcompensation enabled	Yes

Test Parameter

Technology to test	BT LE 2 Msps
Antenna Port used	1
Temperature	nom
Voltage	nom
Frequency low to test	True Freq [MHz] 2404
Frequency mid to test	True Freq [MHz] 2440
Frequency high to test	True Freq [MHz] 2478
Auto Control enabled Power Supply Climatic Box	No No
Additional Path Loss [dB]	0.5
Switched Path	EUT - SignalingUnit - SpectrumAnalyzer

Test Equipment

Test Equipment

Signal analyzer,Rohde&Schwarz,FSV-30,1321.3008K30/103170,3.60

Signaling unit,Rohde&Schwarz,CMW,1201.0002k75/102550,4.0.62

Switch matrix,CTCadvanced,RSM-1 NI DAQ,31534892,NI

Test at TX 2404 MHz

RESULT: Reference Power cond.

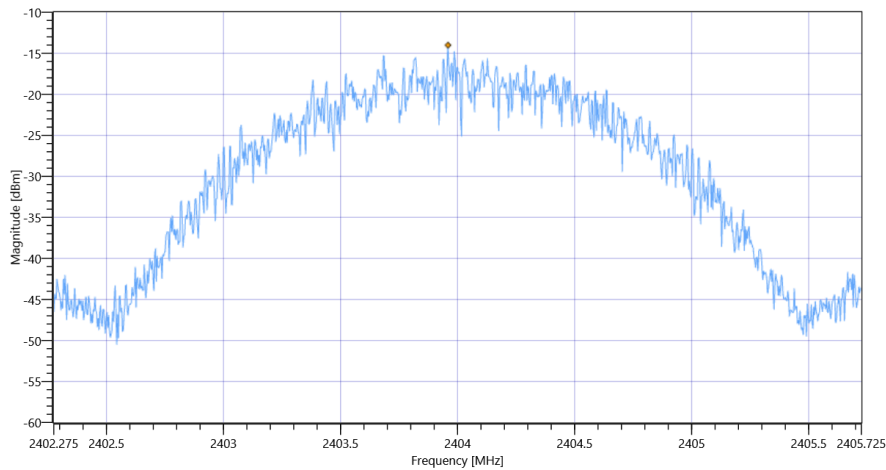
Test Description	Lower Limit	Upper Limit	Measured	Unit	Verdict
Ref. Power 1MHz/1MHz cond.	---	---	4.21	dBm	INFO
Ref. Frequency	---	---	2404.500	MHz	INFO

READ SA SETTINGS:

RefLevel [dBm] RefLevelOffset [dB] InpAtt [dB]	9.21 11.1 15
Start [MHz] Stop [MHz]	2402.275 2405.725
RBW [MHz] VBW [MHz]	0.003000 0.010000
Detector TraceMode	POS MAXH
Sweep: Time [ms] Count Points per Section Type	1000 20 1001 SWE

RESULT

Test Description	Lower Limit	Upper Limit	Measured	Unit	Verdict
Max Peak power Density	---	8	-14.01	dBm/3KHz	PASS



FCC 15.247 # Peak power spectral density DTS ~ BT LE 2 Msps

Test at TX 2440 MHz

RESULT: Reference Power cond.

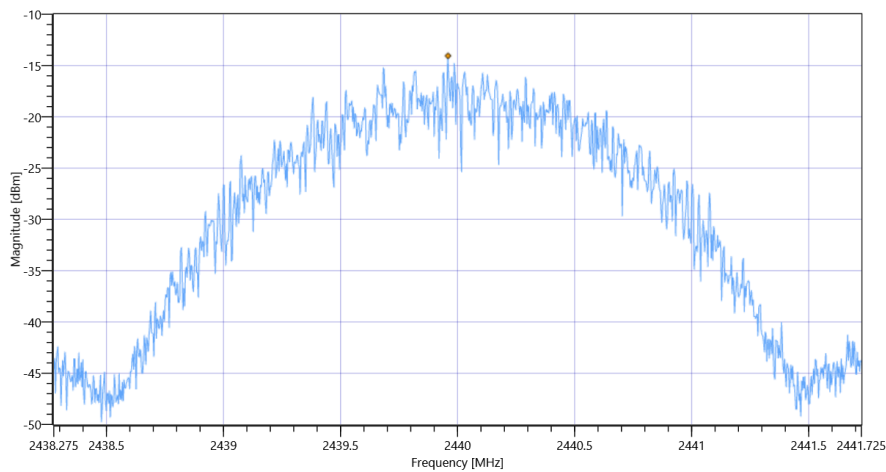
Test Description	Lower Limit	Upper Limit	Measured	Unit	Verdict
Ref. Power 1MHz/1MHz cond.	---	---	4.25	dBm	INFO
Ref. Frequency	---	---	2440.500	MHz	INFO

READ SA SETTINGS:

RefLevel [dBm] RefLevelOffset [dB] InpAtt [dB]	9.25 11.16 15
Start [MHz] Stop [MHz]	2438.275 2441.725
RBW [MHz] VBW [MHz]	0.003000 0.010000
Detector TraceMode	POS MAXH
Sweep: Time [ms] Count Points per Section Type	1000 20 1001 SWE

RESULT

Test Description	Lower Limit	Upper Limit	Measured	Unit	Verdict
Max Peak power Density	---	8	-14.05	dBm/3KHz	PASS



FCC 15.247 # Peak power spectral density DTS ~ BT LE 2 Msps

Test at TX 2478 MHz

RESULT: Reference Power cond.

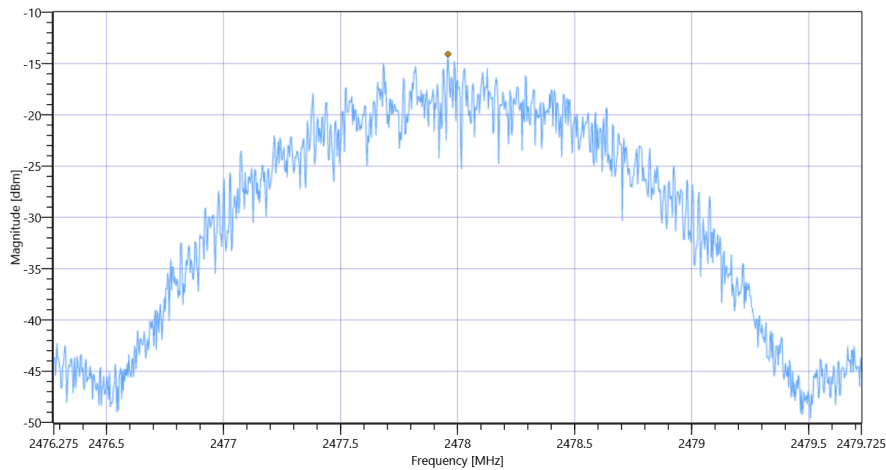
Test Description	Lower Limit	Upper Limit	Measured	Unit	Verdict
Ref. Power 1MHz/1MHz cond.	---	---	4.17	dBm	INFO
Ref. Frequency	---	---	2478.500	MHz	INFO

READ SA SETTINGS:

RefLevel [dBm] RefLevelOffset [dB] InpAtt [dB]	9.17 11.2 15
Start [MHz] Stop [MHz]	2476.275 2479.725
RBW [MHz] VBW [MHz]	0.003000 0.010000
Detector TraceMode	POS MAXH
Sweep: Time [ms] Count Points per Section Type	1000 20 1001 SWE

RESULT

Test Description	Lower Limit	Upper Limit	Measured	Unit	Verdict
Max Peak power Density	---	8	-14.08	dBm/3KHz	PASS



FCC 15.247 # Peak power spectral density DTS ~ BT LE 2 Msps

FCC 15.247, ISED RSS247 # Bandwidth 99PCT and 20dB ~ BT LE 2 Msps

Test References

TC Start	04.01.2023 09:53:55
Ambit Temp [°C] Humidity [rel%]	26.2 31
System Version	3.3.3.0
Test Specification	FCC 15.247, ISED RSS247 -
Test Method	
TC Version	0.0.2
My Description	FCC 15.247 Bandwidth 99PCT-20dB DTS - BT LE 2 Msps
Add. Information	

EUT Common Settings BT Low Energy

Intermodulation Value N	3
Image Freq. Low Mid High [MHz]	0 0 0
Power Class	2
1 Mbps supported	True TXpayload 255 RXpayload 255
2 Mbps supported	True TXpayload 255 RXpayload 255
Longrange S8 supported	False TXpayload 255 RXpayload 255
Longrange S2 supported	False TXpayload 255 RXpayload 255
Signaling Settings	USB_RS232 TWO 33 2400 None S1 None On
Signaling RF Settings	RF1com 0 0 On
User Interaction	No
Switch Matrix & Pathcompensation enabled	Yes

Test Parameter

Technology to test	BT LE 2 Msps
Antenna Port used	1
Temperature	nom
Voltage	nom
Frequency low to test	True Freq [MHz] 2404
Frequency mid to test	True Freq [MHz] 2440
Frequency high to test	True Freq [MHz] 2478
Auto Control enabled Power Supply Climatic Box	No No
Additional Path Loss [dB]	0.5
Switched Path	EUT - SignalingUnit - SpectrumAnalyzer

Test Equipment

Test Equipment

Signal analyzer,Rohde&Schwarz,FSV-30,1321.3008K30/103170,3.60

Signaling unit,Rohde&Schwarz,CMW,1201.0002k75/102550,4.0.62

Switch matrix,CTCadvanced,RSM-1 NI DAQ,31534892,NI

Test at TX 2404 MHz

RESULT: Reference Power cond.

Test Description	Lower Limit	Upper Limit	Measured	Unit	Verdict
Ref. Power 1MHz/1MHz cond.	---	---	4.20	dBm	INFO
Ref. Frequency	---	---	2404.500	MHz	INFO

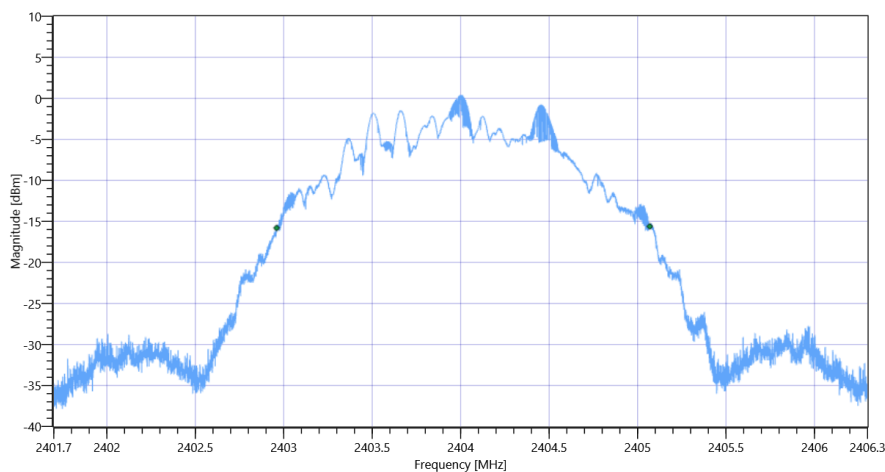
READ SA SETTINGS:

RefLevel [dBm] RefLevelOffset [dB] InpAtt [dB]	9.20 11.1 15
Start [MHz] Stop [MHz]	2401.700 2406.300
RBW [MHz] VBW [MHz]	0.050000 0.200000
Detector TraceMode	POS MAXH
Sweep: Time [ms] Count Points per Section Type	50 200 10001 SWE

RESULT

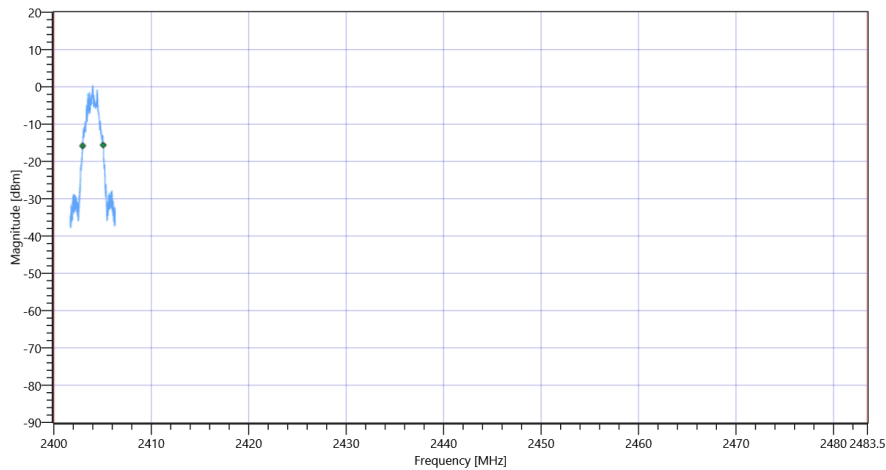
Test Description	Lower Limit	Upper Limit	Measured	Unit	Verdict
Bandwidth 99%	---	---	2109.000	kHz	INFO
T1 99%	2400.000000	---	2402.9596	MHz	PASS
T2 99%	---	2483.500000	2405.0689	MHz	PASS

Plot: Bandwidth only



FCC 15.247, ISED RSS247 # Bandwidth 99PCT and 20dB ~ BT LE 2 Msps 99PCT

Plot: Bandwidth within Band

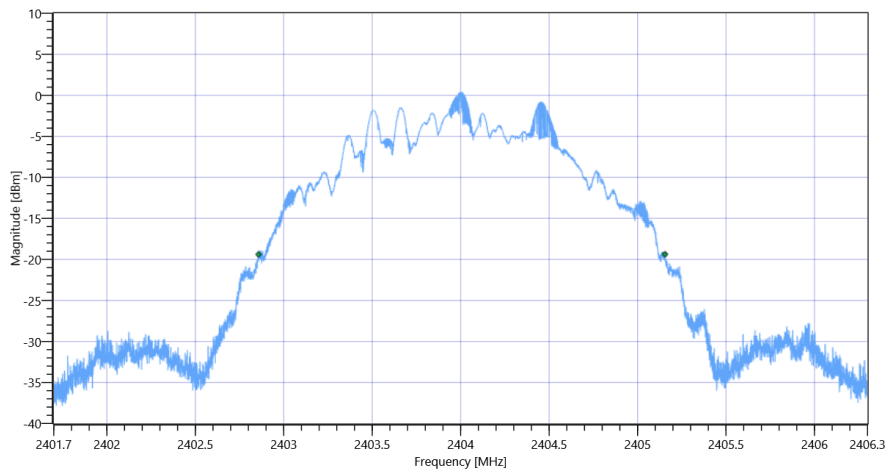


FCC 15.247, ISED RSS247 # Bandwidth 99PCT and 20dB ~ BT LE 2 MspS

RESULT

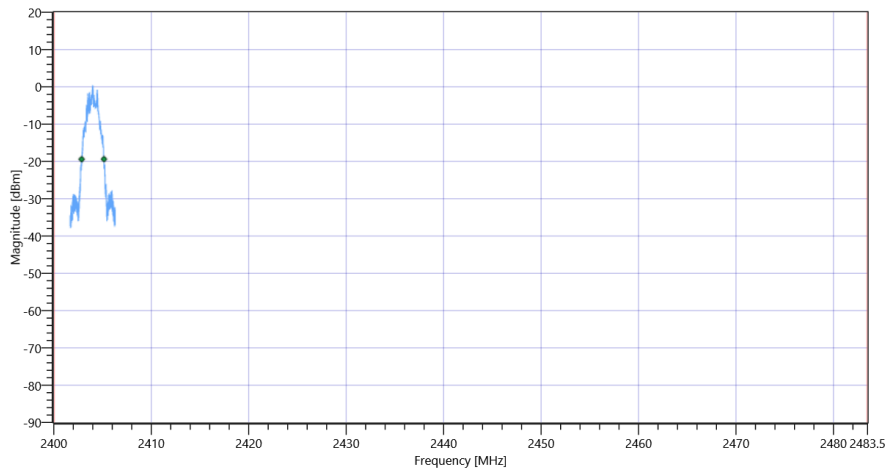
Test Description	Lower Limit	Upper Limit	Measured	Unit	Verdict
Bandwidth 20dB	---	---	2298	kHz	INFO
T1 20dB	2400.000000	---	2402.8574	MHz	PASS
T2 20dB	---	2483.500000	2405.1551	MHz	PASS

Plot: Bandwidth only



FCC 15.247, ISED RSS247 # Bandwidth 99PCT and 20dB ~ BT LE 2 MspS 20dB

Plot: Bandwidth within Band



FCC 15.247, ISED RSS247 # Bandwidth 99PCT and 20dB ~ BT LE 2 Msps

Test at TX 2440 MHz

RESULT: Reference Power cond.

Test Description	Lower Limit	Upper Limit	Measured	Unit	Verdict
Ref. Power 1MHz/1MHz cond.	---	---	4.22	dBm	INFO
Ref. Frequency	---	---	2440.500	MHz	INFO

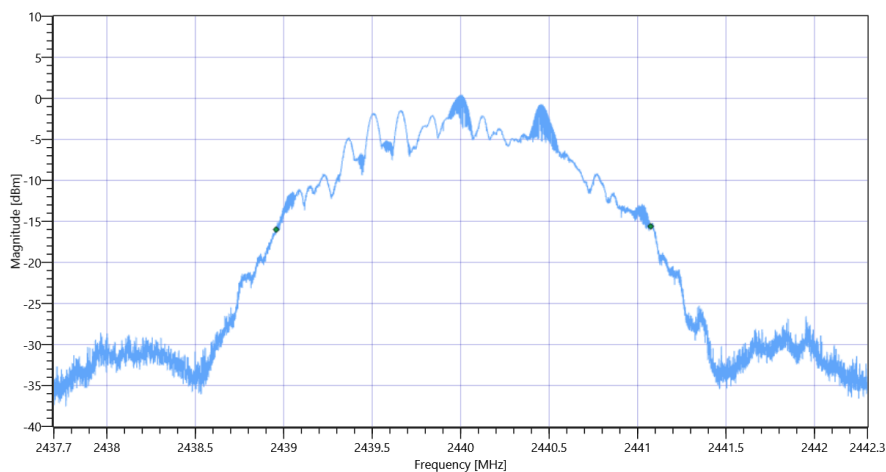
READ SA SETTINGS:

RefLevel [dBm] RefLevelOffset [dB] InpAtt [dB]	9.22 11.16 15
Start [MHz] Stop [MHz]	2437.700 2442.300
RBW [MHz] VBW [MHz]	0.050000 0.200000
Detector TraceMode	POS MAXH
Sweep: Time [ms] Count Points per Section Type	50 200 10001 SWE

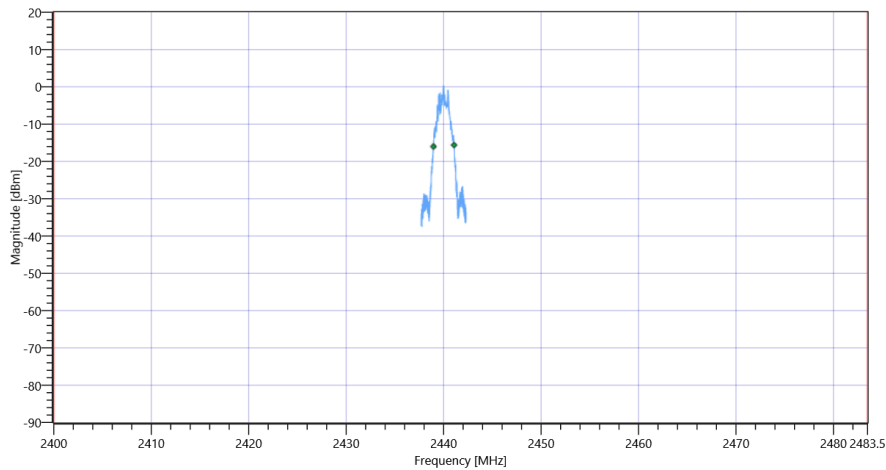
RESULT

Test Description	Lower Limit	Upper Limit	Measured	Unit	Verdict
Bandwidth 99%	---	---	2117.000	kHz	INFO
T1 99%	2400.000000	---	2438.9568	MHz	PASS
T2 99%	---	2483.500000	2441.0740	MHz	PASS

Plot: Bandwidth only



Plot: Bandwidth within Band

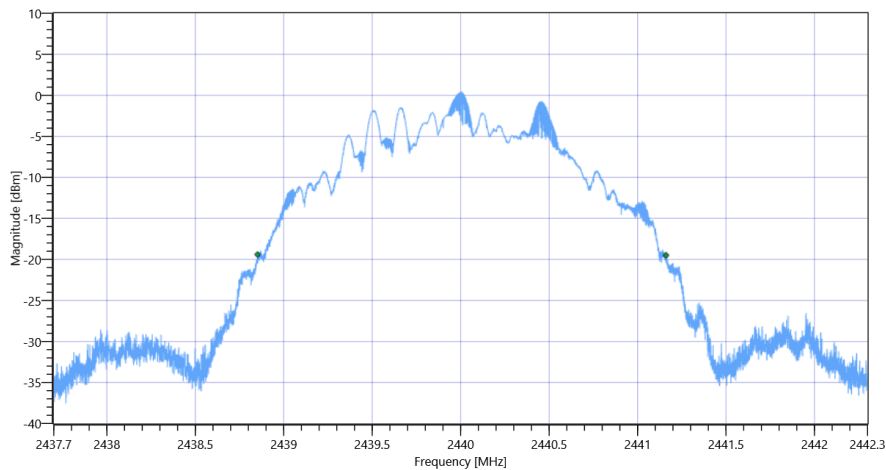


FCC 15.247, ISED RSS247 # Bandwidth 99PCT and 20dB ~ BT LE 2 MspS

RESULT

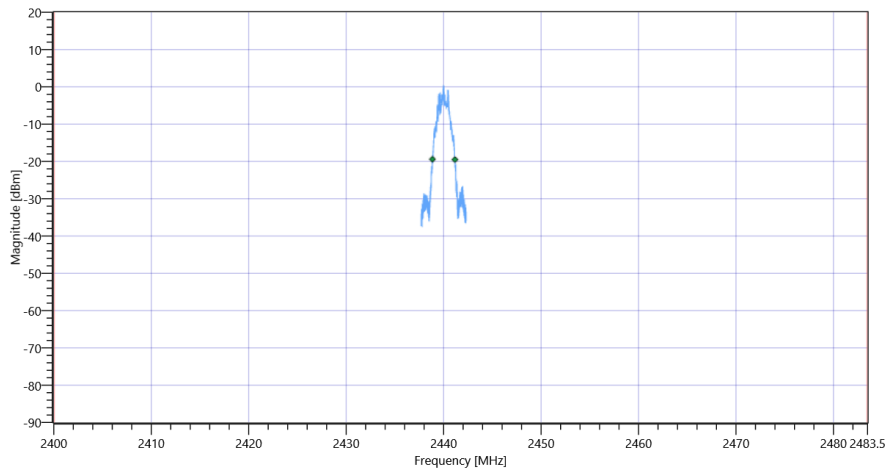
Test Description	Lower Limit	Upper Limit	Measured	Unit	Verdict
Bandwidth 20dB	---	---	2309	kHz	INFO
T1 20dB	2400.000000	---	2438.8518	MHz	PASS
T2 20dB	---	2483.500000	2441.1606	MHz	PASS

Plot: Bandwidth only



FCC 15.247, ISED RSS247 # Bandwidth 99PCT and 20dB ~ BT LE 2 MspS 20dB

Plot: Bandwidth within Band



FCC 15.247, ISED RSS247 # Bandwidth 99PCT and 20dB ~ BT LE 2 Msps

Test at TX 2478 MHz

RESULT: Reference Power cond.

Test Description	Lower Limit	Upper Limit	Measured	Unit	Verdict
Ref. Power 1MHz/1MHz cond.	---	---	4.18	dBm	INFO
Ref. Frequency	---	---	2478.500	MHz	INFO

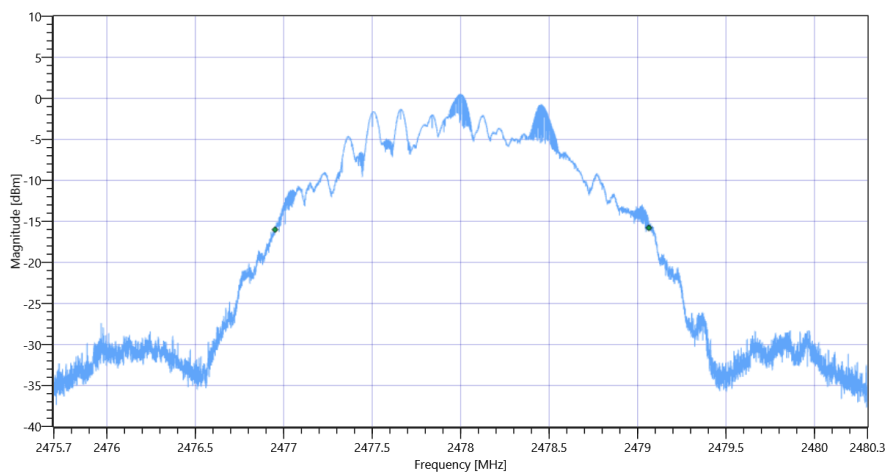
READ SA SETTINGS:

RefLevel [dBm] RefLevelOffset [dB] InpAtt [dB]	9.18 11.2 15
Start [MHz] Stop [MHz]	2475.700 2480.300
RBW [MHz] VBW [MHz]	0.050000 0.200000
Detector TraceMode	POS MAXH
Sweep: Time [ms] Count Points per Section Type	50 200 10001 SWE

RESULT

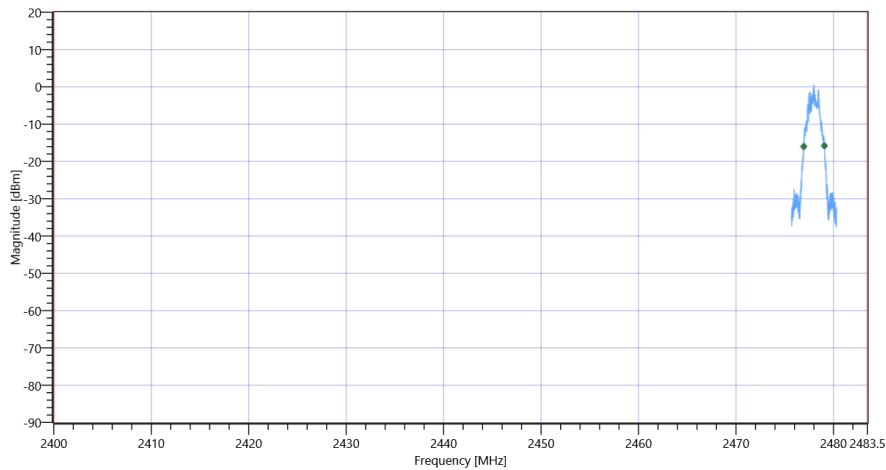
Test Description	Lower Limit	Upper Limit	Measured	Unit	Verdict
Bandwidth 99%	---	---	2113.000	kHz	INFO
T1 99%	2400.000000	---	2476.9504	MHz	PASS
T2 99%	---	2483.500000	2479.0639	MHz	PASS

Plot: Bandwidth only



FCC 15.247, ISED RSS247 # Bandwidth 99PCT and 20dB ~ BT LE 2 Msps 99PCT

Plot: Bandwidth within Band

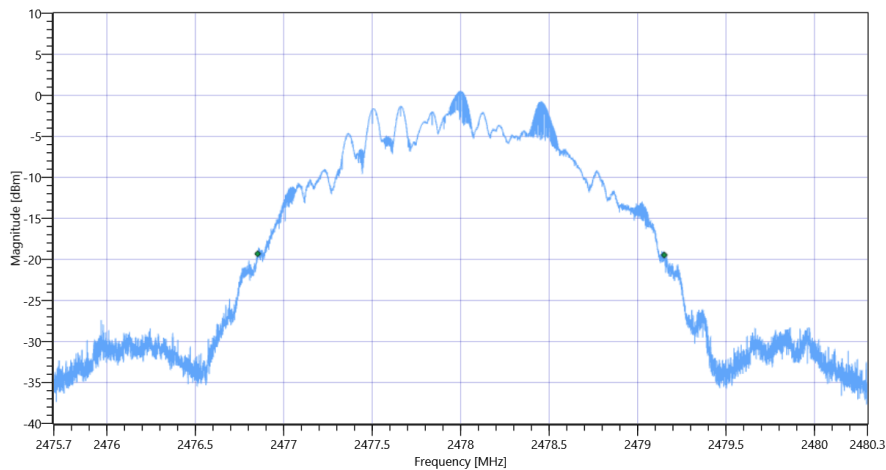


FCC 15.247, ISED RSS247 # Bandwidth 99PCT and 20dB ~ BT LE 2 Msps

RESULT

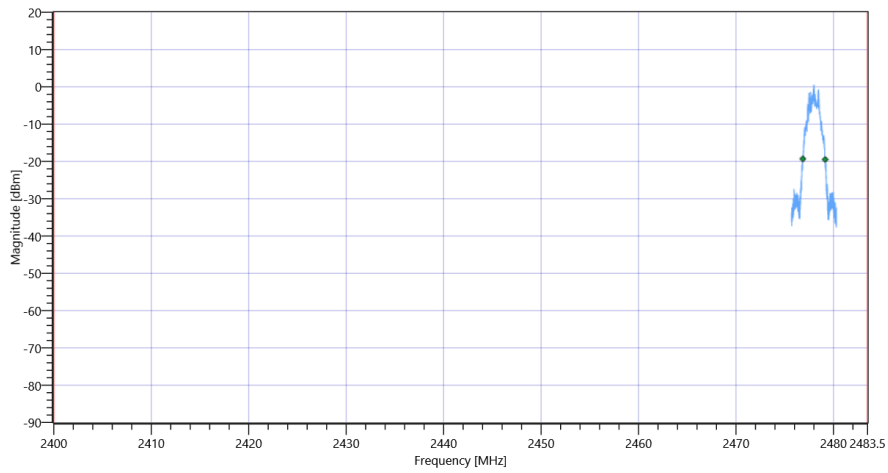
Test Description	Lower Limit	Upper Limit	Measured	Unit	Verdict
Bandwidth 20dB	---	---	2299	kHz	INFO
T1 20dB	2400.000000	---	2476.8523	MHz	PASS
T2 20dB	---	2483.500000	2479.1509	MHz	PASS

Plot: Bandwidth only



FCC 15.247, ISED RSS247 # Bandwidth 99PCT and 20dB ~ BT LE 2 Msps 20dB

Plot: Bandwidth within Band



FCC 15.247, ISED RSS247 # Bandwidth 99PCT and 20dB ~ BT LE 2 Msps

FCC 15.247 # TX spurious conducted 20dBc ~ BT LE 2 Msps

Test References

TC Start	04.01.2023 09:56:53
Ambit Temp [°C] Humidity [rel%]	26.3 31
System Version	3.3.3.0
Test Specification	FCC 15.247 -
Test Method	IF DTS then 8.5 DTS emissions in non-restricted frequency bands: Subclause 11.11 of ANSI C63.10 is applicable
TC Version	0.0.1
My Description	FCC 15.247 TX Emissions Conducted DTS - BT LE 2 Msps
Add. Information	

EUT Common Settings BT Low Energy

Intermodulation Value N	3
Image Freq. Low Mid High [MHz]	0 0 0
Power Class	2
1 Mbps supported	True TXpayload 255 RXpayload 255
2 Mbps supported	True TXpayload 255 RXpayload 255
Longrange S8 supported	False TXpayload 255 RXpayload 255
Longrange S2 supported	False TXpayload 255 RXpayload 255
Signaling Settings	USB_RS232 TWO 33 2400 None S1 None On
Signaling RF Settings	RF1com 0 0 On
User Interaction	No
Switch Matrix & Pathcompensation enabled	Yes

Test Parameter

Technology to test	BT LE 2 Msps
Antenna Port used	1
Temperature	nom
Voltage	nom
Frequency low to test	True Freq [MHz] 2404
Frequency mid to test	True Freq [MHz] 2440
Frequency high to test	True Freq [MHz] 2478
Auto Control enabled Power Supply Climatic Box	No No
Additional Path Loss [dB]	0.5
Switched Path	EUT - SignalingUnit - SpectrumAnalyzer

Test Equipment

Test Equipment

Signal analyzer,Rohde&Schwarz,FSV-30,1321.3008K30/103170,3.60

Signaling unit,Rohde&Schwarz,CMW,1201.0002k75/102550,4.0.62

Switch matrix,CTCadvanced,RSM-1 NI DAQ,31534892,NI

Test at TX 2404 MHz

RESULT: Reference Power cond.

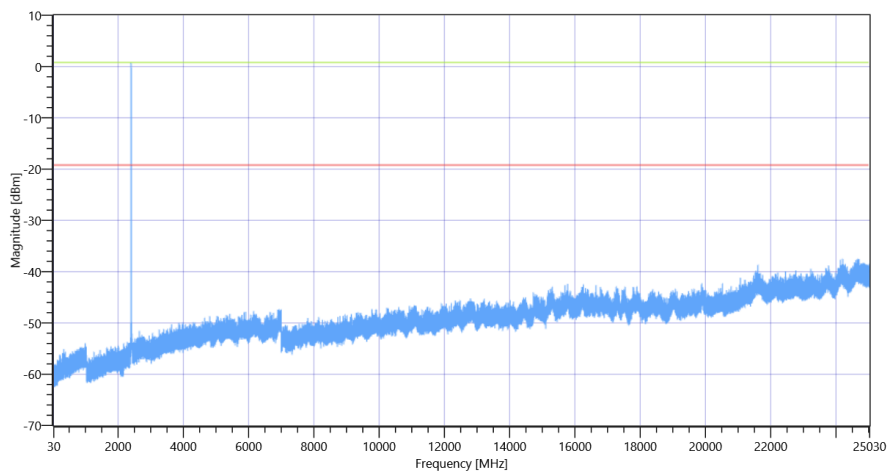
Test Description	Lower Limit	Upper Limit	Measured	Unit	Verdict
Ref. Power 1MHz/1MHz cond.	---	---	4.20	dBm	INFO
Ref. Frequency	---	---	2404.500	MHz	INFO

READ SA SETTINGS:

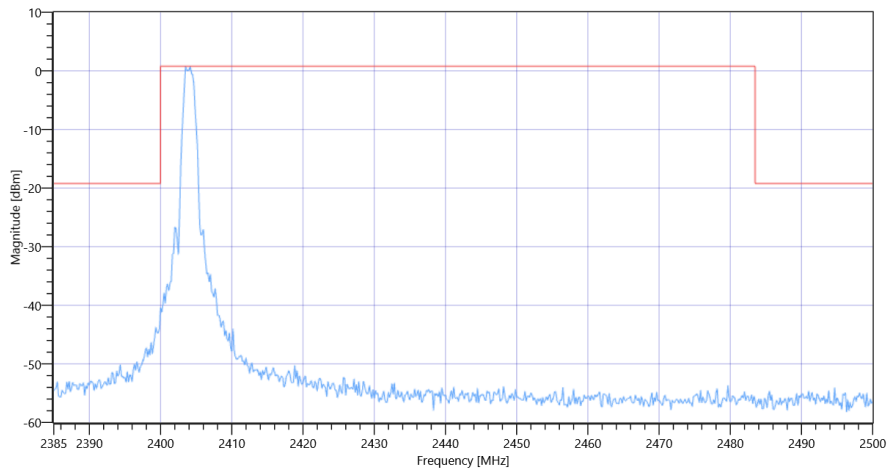
RefLevel [dBm] RefLevelOffset [dB] InpAtt [dB]	4.20 0 20
Start [MHz] Stop [MHz]	24530.000 25030.000
RBW [MHz] VBW [MHz]	0.100000 0.300000
Detector TraceMode	POS MAXH
Sweep: Time [ms] Count Points per Section Type	200 25 3001 SWE

RESULT

Test Description	Lower Limit	Upper Limit	Measured	Unit	Verdict
Reference @ 2404.17 MHz	---	---	0.77	dBm	INFO
No peaks detected	---	---			PASS
Lowest margin to limit 30 MHz	0	---	-139.39	dB	INFO



FCC 15.247 # TX spurious conducted 20dBc ~ BT LE 2 Msps 2404



FCC 15.247 # TX spurious conducted 20dBc ~ BT LE 2 Msps 2404

Test at TX 2440 MHz

RESULT: Reference Power cond.

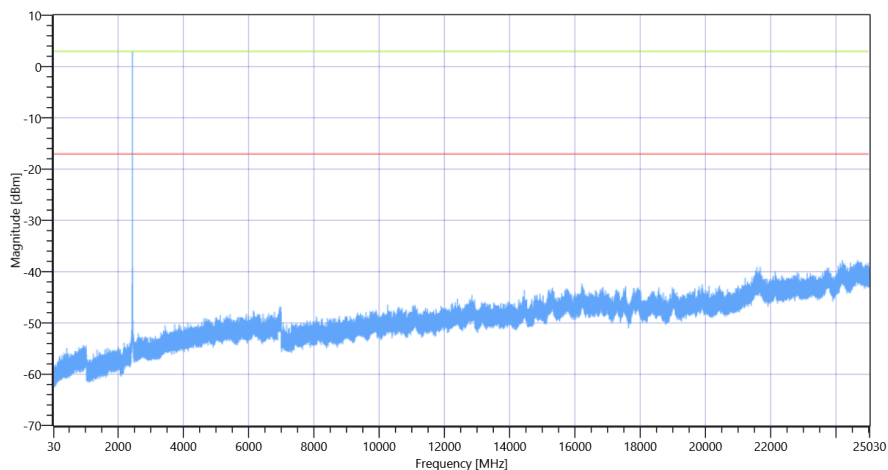
Test Description	Lower Limit	Upper Limit	Measured	Unit	Verdict
Ref. Power 1MHz/1MHz cond.	---	---	4.27	dBm	INFO
Ref. Frequency	---	---	2440.500	MHz	INFO

READ SA SETTINGS:

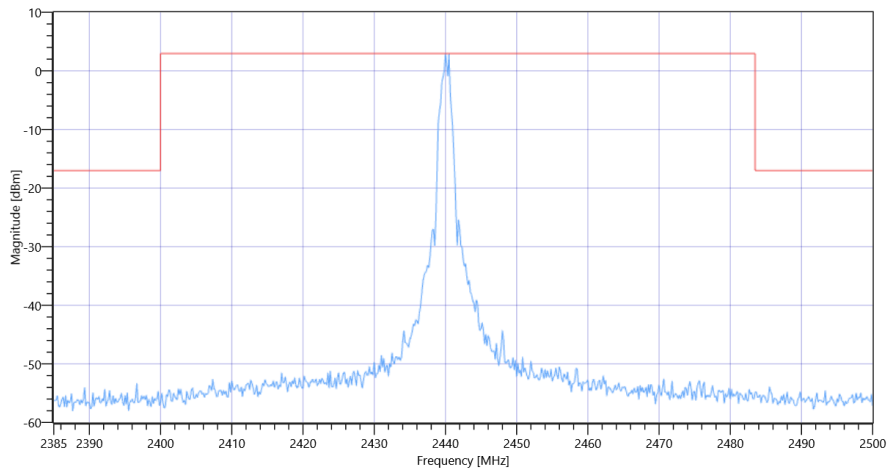
RefLevel [dBm] RefLevelOffset [dB] InpAtt [dB]	4.27 0 20
Start [MHz] Stop [MHz]	24530.000 25030.000
RBW [MHz] VBW [MHz]	0.100000 0.300000
Detector TraceMode	POS MAXH
Sweep: Time [ms] Count Points per Section Type	200 25 3001 SWE

RESULT

Test Description	Lower Limit	Upper Limit	Measured	Unit	Verdict
Reference @ 2440.50 MHz	---	---	2.96	dBm	INFO
No peaks detected	---	---			PASS
Lowest margin to limit 24655.833 MHz	0	---	20.66	dB	INFO



FCC 15.247 # TX spurious conducted 20dBc ~ BT LE 2 Msps 2440



FCC 15.247 # TX spurious conducted 20dBc ~ BT LE 2 Msps 2440

Test at TX 2478 MHz

RESULT: Reference Power cond.

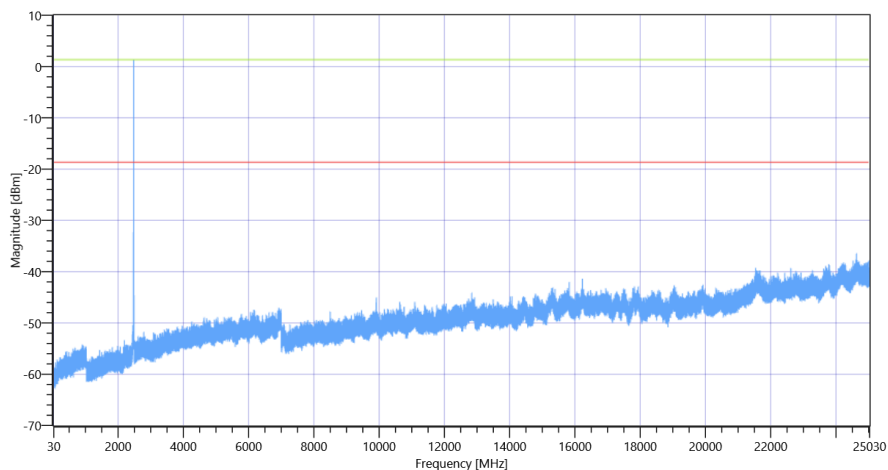
Test Description	Lower Limit	Upper Limit	Measured	Unit	Verdict
Ref. Power 1MHz/1MHz cond.	---	---	4.12	dBm	INFO
Ref. Frequency	---	---	2478.500	MHz	INFO

READ SA SETTINGS:

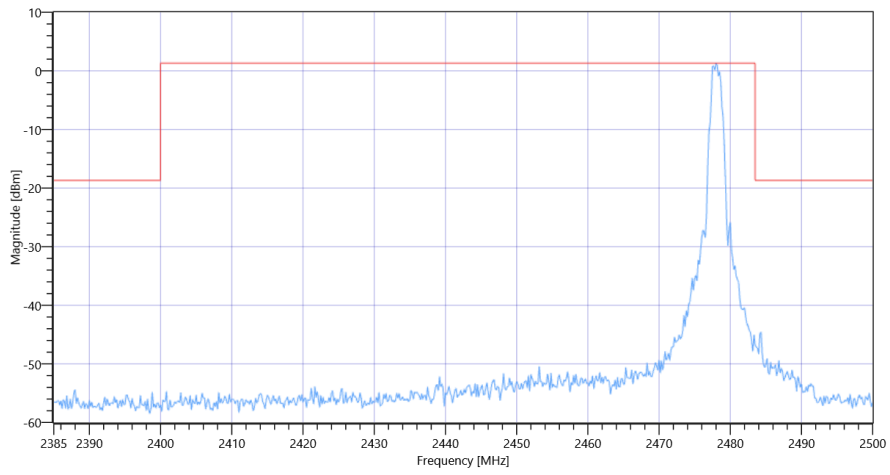
RefLevel [dBm] RefLevelOffset [dB] InpAtt [dB]	4.12 0 20
Start [MHz] Stop [MHz]	24530.000 25030.000
RBW [MHz] VBW [MHz]	0.100000 0.300000
Detector TraceMode	POS MAXH
Sweep: Time [ms] Count Points per Section Type	200 25 3001 SWE

RESULT

Test Description	Lower Limit	Upper Limit	Measured	Unit	Verdict
Reference @ 2478.00 MHz	---	---	1.32	dBm	INFO
No peaks detected	---	---			PASS
Lowest margin to limit 24624.167 MHz	0	---	17.77	dB	INFO



FCC 15.247 # TX spurious conducted 20dBc ~ BT LE 2 Msps 2478



FCC 15.247 # TX spurious conducted 20dBc ~ BT LE 2 Msps 2478

Common 2G4 # Peak output power 3MHz/3MHz ~ BT LE 1 Msps

Test References

TC Start	04.01.2023 10:35:24
Ambit Temp [°C] Humidity [rel%]	26.6 31
System Version	3.3.3.0
Test Specification	Common 2G4 - none
Test Method	
TC Version	0.0.1
My Description	Peak Output Power conducted 3MHz/3MHz - BT LE 1 Msps
Add. Information	

EUT Common Settings BT Low Energy

Intermodulation Value N	3
Image Freq. Low Mid High [MHz]	0 0 0
Power Class	2
1 Mbps supported	True TXpayload 255 RXpayload 255
2 Mbps supported	True TXpayload 255 RXpayload 255
Longrange S8 supported	False TXpayload 255 RXpayload 255
Longrange S2 supported	False TXpayload 255 RXpayload 255
Signaling Settings	USB_RS232 TWO 33 2400 None S1 None On
Signaling RF Settings	RF1com 0 0 On
User Interaction	No
Switch Matrix & Pathcompensation enabled	Yes

Test Parameter

Technology to test	BT LE 1 Msps
Antenna Port used	1
Temperature	nom
Voltage	nom
Frequency low to test	True Freq [MHz] 2402
Frequency mid to test	True Freq [MHz] 2440
Frequency high to test	True Freq [MHz] 2480
Auto Control enabled Power Supply Climatic Box	No No
Additional Path Loss [dB]	0.5
Switched Path	EUT - SignalingUnit - SpectrumAnalyzer

Test Equipment

Signal analyzer,Rohde&Schwarz,FSV-30,1321.3008K30/103170,3.60

Test Equipment

Signaling unit,Rohde&Schwarz,CMW,1201.0002k75/102550,4.0.62

Switch matrix,CTCadvanced,RSM-1 NI DAQ,31534892,NI

Test at TX 2402 MHz

RESULT: Reference Power cond.

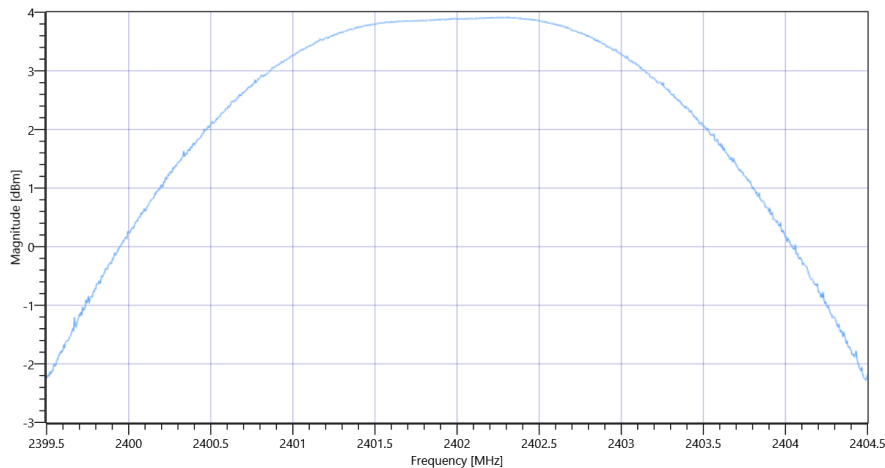
Test Description	Lower Limit	Upper Limit	Measured	Unit	Verdict
Ref. Power 1MHz/1MHz cond.	---	---	3.93	dBm	INFO
Ref. Frequency	---	---	2402.300	MHz	INFO

READ SA SETTINGS:

RefLevel [dBm] RefLevelOffset [dB] InpAtt [dB]	13.93 11.09 20
Start [MHz] Stop [MHz]	2399.500 2404.500
RBW [MHz] VBW [MHz]	3.000000 3.000000
Detector TraceMode	POS MAXH
Sweep: Time [ms] Count Points per Section Type	1000 10 1001 SWE

RESULT

Test Description	Lower Limit	Upper Limit	Measured	Unit	Verdict
Peak Power	---	---	3.92	dBm	INFO
Peak Power	---	---	2.466039	mW	INFO
Frequency at Peak	---	---	2402.315	MHz	INFO



Common 2G4 # Peak output power 3MHz-3MHz ~ BT LE 1 Msps

Test at TX 2440 MHz

RESULT: Reference Power cond.

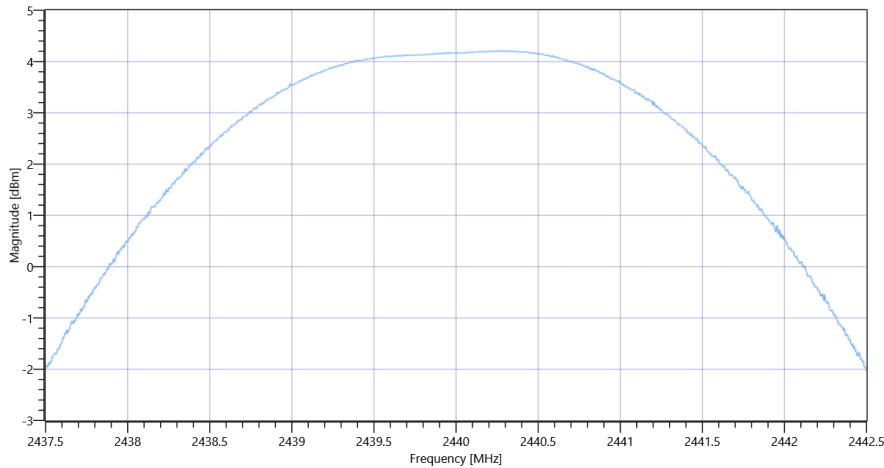
Test Description	Lower Limit	Upper Limit	Measured	Unit	Verdict
Ref. Power 1MHz/1MHz cond.	---	---	4.22	dBm	INFO
Ref. Frequency	---	---	2440.200	MHz	INFO

READ SA SETTINGS:

RefLevel [dBm] RefLevelOffset [dB] InpAtt [dB]	14.22 11.16 20
Start [MHz] Stop [MHz]	2437.500 2442.500
RBW [MHz] VBW [MHz]	3.000000 3.000000
Detector TraceMode	POS MAXH
Sweep: Time [ms] Count Points per Section Type	1000 10 1001 SWE

RESULT

Test Description	Lower Limit	Upper Limit	Measured	Unit	Verdict
Peak Power	---	---	4.21	dBm	INFO
Peak Power	---	---	2.636331	mW	INFO
Frequency at Peak	---	---	2440.265	MHz	INFO



Common 2G4 # Peak output power 3MHz-3MHz ~ BT LE 1 Msps

Test at TX 2480 MHz

RESULT: Reference Power cond.

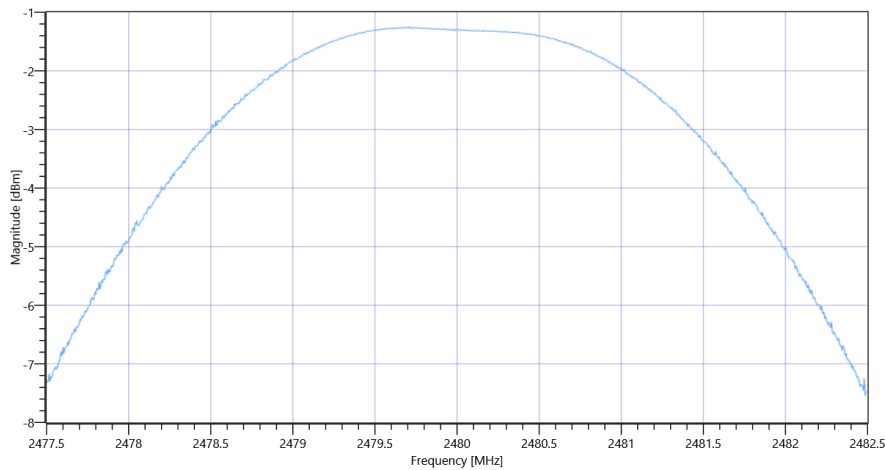
Test Description	Lower Limit	Upper Limit	Measured	Unit	Verdict
Ref. Power 1MHz/1MHz cond.	---	---	-1.24	dBm	INFO
Ref. Frequency	---	---	2480.200	MHz	INFO

READ SA SETTINGS:

RefLevel [dBm] RefLevelOffset [dB] InpAtt [dB]	8.76 11.21 15
Start [MHz] Stop [MHz]	2477.500 2482.500
RBW [MHz] VBW [MHz]	3.000000 3.000000
Detector TraceMode	POS MAXH
Sweep: Time [ms] Count Points per Section Type	1000 10 1001 SWE

RESULT

Test Description	Lower Limit	Upper Limit	Measured	Unit	Verdict
Peak Power	---	---	-1.25	dBm	INFO
Peak Power	---	---	0.749894	mW	INFO
Frequency at Peak	---	---	2479.71	MHz	INFO



Common 2G4 # Peak output power 3MHz-3MHz ~ BT LE 1 Msps

- END OF DOCUMENT -