

Measurement Results

1-2702/21-01-05_log1_conducted

[Test logging](#)

This addendum is electronically signed and valid without handwritten signature.
For verification of the electronic signatures, the public keys can be requested at the testing laboratory.

Document authorized:

Michael Dorongovski
Lab Manager
Radio Communications

Table of Content

EUT Summary	3
1. FCC Part 15.247 Maximum Peak Conducted Output Power DTS ~ BT LE 1 Msps	4
2. FCC Part 15.247 Maximum Peak Conducted Output Power DTS ~ BT LE 2 Msps	7
3. FCC Part 15.247 Maximum Peak Conducted Output Power DTS ~ BT LE 1 Msps	10
4. FCC Part 15.247 Maximum Peak Conducted Output Power DTS ~ BT LE 2 Msps	17
5. FCC Part 15.247 Bandwidth 6dB DTS ~ BT LE 1 Msps	24
6. FCC Part 15.247 Bandwidth 6dB DTS ~ BT LE 2 Msps	26
7. FCC Part 15.247 Bandwidth 6dB DTS ~ BT LE 1 Msps	28
8. FCC Part 15.247 Bandwidth 6dB DTS ~ BT LE 2 Msps	32
9. FCC Part 15.247 Peak Power Spectral Density DTS ~ BT LE 1 Msps	36
10. FCC Part 15.247 Peak Power Spectral Density DTS ~ BT LE 2 Msps	38
11. FCC Part 15.247 Peak Power Spectral Density DTS ~ BT LE 1 Msps	40
12. FCC Part 15.247 Peak Power Spectral Density DTS ~ BT LE 2 Msps	44
13. FCC Part 15.247 Bandwidth 99PCT-20dB ~ BT LE 1 Msps	48
14. FCC Part 15.247 Bandwidth 99PCT-20dB ~ BT LE 2 Msps	51
15. FCC Part 15.247 Bandwidth 99PCT-20dB ~ BT LE 1 Msps	54
16. FCC Part 15.247 Bandwidth 99PCT-20dB ~ BT LE 2 Msps	61
17. FCC Part 15.247 TX Spurious Conducted ~ BT LE 1 Msps	68
18. FCC Part 15.247 TX Spurious Conducted ~ BT LE 2 Msps	70
19. FCC Part 15.247 TX Spurious Conducted ~ BT LE 1 Msps	72
20. FCC Part 15.247 TX Spurious Conducted ~ BT LE 2 Msps	76

EUT Summary

EUT DEFINITION	
Manufacturer	WSAUD A/S
Type	RF Module 4
Kind	NI
Serial Number Setup Number	NI 1.0
Version SW FW HW	NI NI NI
Comment 1 2	
Temperature [°C] Min Nom Max	0 20 50
Voltage [V] Min Nom Max	3.3 3.8 4.2

EUT Common Settings BT Low Energy	
Intermodulation Value N	3
Image Freq. Low Mid High [MHz]	-4 -4 -4
Power Class	2
1 Mbps supported	True TXpayload 255 RXpayload 255
2 Mbps supported	True TXpayload 255 RXpayload 255
Longrange S8 supported	False TXpayload 255 RXpayload 255
Longrange S2 supported	False TXpayload 255 RXpayload 255
Signaling Settings	USB_RS232 TWO 3 2400 None S1 None On
Signaling RF Settings	RF1com 0 0 On
User Interaction	No
Switch Matrix & Pathcompensation enabled	Yes

1. FCC Part 15.247 Maximum Peak Conducted Output Power DTS ~ BT LE 1 Msps

Test References	
TC Start	15.06.2021 11:53:27
Ambit Temp [°C] Humidity [rel%]	29.0 36
System Version	3.0.1.3
Test Specification	FCC Part 15.247
Test Method	DTS: KDB 558074 D01 V05 - Chapter 8.3.1.1 RBW ≥ DTS Bandwidth
TC Version	0.0.1
My Description	FCC 15.247 Maximum Peak Output Power Conducted DTS - BT LE 1 Msps
Add. Information	

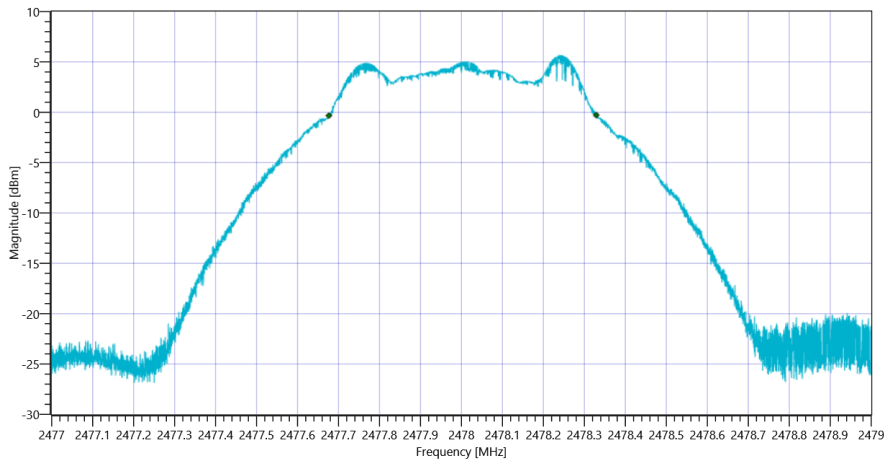
Test Parameter	
Technology to test	BT LE 1 Msps
Antenna Port used	1
Temperature	nom
Voltage	nom
Frequency low to test	False Freq [MHz] 2402
Frequency mid to test	False Freq [MHz] 2440
Frequency high to test	True Freq [MHz] 2478
Auto Control enabled Power Supply Climatic Box	No No
Additional Path Loss [dB]	3.5
Switched Path	EUT - SignalingUnit - SpectrumAnalyzer

Test at TX 2478 MHz

DTM Connection check					
Test Description	Lower Limit	Upper Limit	Measured	Unit	Verdict
Connection result	---	---	---	---	PASS

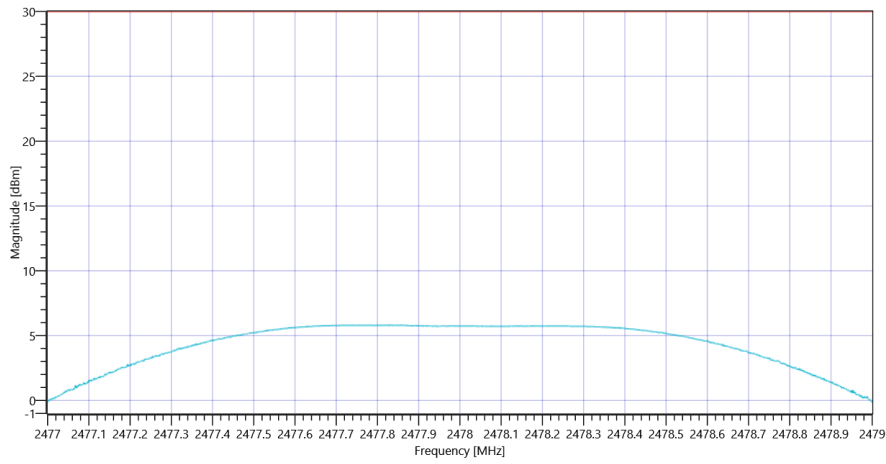
READ SA SETTINGS:					
RefLevel [dBm] RefLevelOffset [dB] InpAtt [dB]			10.82 13.65 15		
Start [MHz] Stop [MHz]			2477.000 2479.000		
RBW [MHz] VBW [MHz]			0.100000 0.300000		
Detector TraceMode			POS MAXH		
Sweep: Time [ms] Count Points per Section Type			50 200 10001 SWE		

DTS Bandwidth					
Test Description	Lower Limit	Upper Limit	Measured	Unit	Verdict
DTS Bandwidth (6dB)	---	---	652	kHz	INFO



READ SA SETTINGS:					
RefLevel [dBm] RefLevelOffset [dB] InpAtt [dB]			15.82 13.65 20		
Start [MHz] Stop [MHz]			2477.000 2479.000		
RBW [MHz] VBW [MHz]			1.000000 3.000000		
Detector TraceMode			POS MAXH		
Sweep: Time [ms] Count Points per Section Type			50 200 1001 SWE		

RESULT					
Test Description	Lower Limit	Upper Limit	Measured	Unit	Verdict
Peak Power	---	30.00	5.81	dBm	PASS
Peak Power	---	1000	3.810658	mW	PASS
Frequency at Peak	---	---	2477.858	MHz	INFO



Plot_FCC Part 15.247 Maximum Peak Conducted Output Power DTS ~ BT LE 1 Msps_15062021_115415.png

TEST FINISHED

General Verdict

PASS

2. FCC Part 15.247 Maximum Peak Conducted Output Power DTS ~ BT LE 2 Msps

Test References	
TC Start	15.06.2021 12:03:37
Ambit Temp [°C] Humidity [rel%]	28.4 38
System Version	3.0.1.3
Test Specification	FCC Part 15.247
Test Method	DTS: KDB 558074 D01 V05 - Chapter 8.3.1.1 RBW ≥ DTS Bandwidth
TC Version	0.0.1
My Description	FCC 15.247 Maximum Peak Output Power Conducted DTS - BT LE 2 Msps
Add. Information	

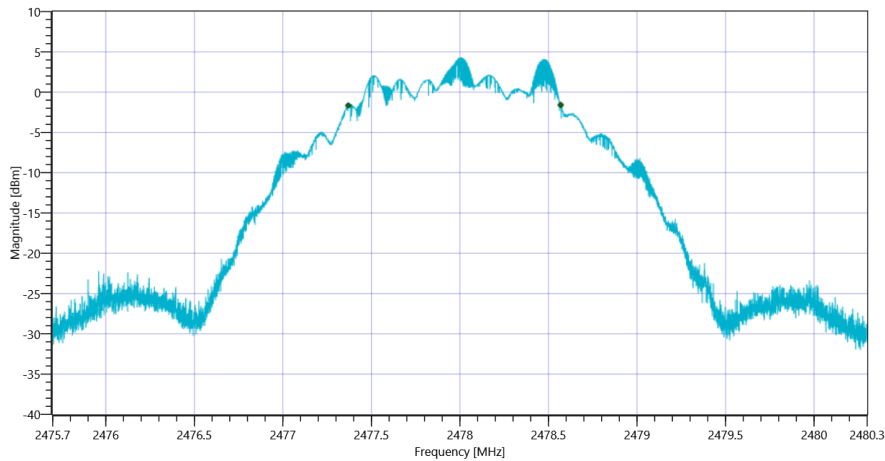
Test Parameter	
Technology to test	BT LE 2 Msps
Antenna Port used	1
Temperature	nom
Voltage	nom
Frequency low to test	False Freq [MHz] 2402
Frequency mid to test	False Freq [MHz] 2440
Frequency high to test	True Freq [MHz] 2478
Auto Control enabled Power Supply Climatic Box	No No
Additional Path Loss [dB]	3.5
Switched Path	EUT - SignalingUnit - SpectrumAnalyzer

Test at TX 2478 MHz

DTM Connection check					
Test Description	Lower Limit	Upper Limit	Measured	Unit	Verdict
Connection result	---	---	---	---	PASS

READ SA SETTINGS:	
RefLevel [dBm] RefLevelOffset [dB] InpAtt [dB]	10.42 13.65 15
Start [MHz] Stop [MHz]	2475.700 2480.300
RBW [MHz] VBW [MHz]	0.100000 0.300000
Detector TraceMode	POS MAXH
Sweep: Time [ms] Count Points per Section Type	50 200 10001 SWE

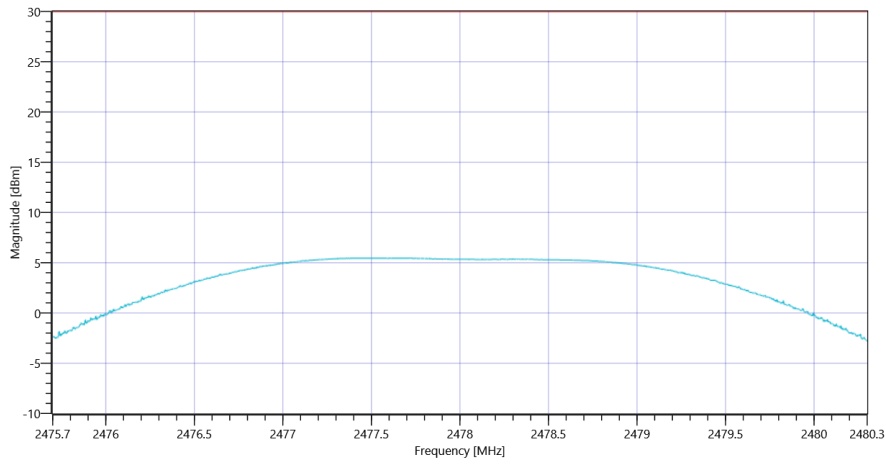
DTS Bandwidth					
Test Description	Lower Limit	Upper Limit	Measured	Unit	Verdict
DTS Bandwidth (6dB)	---	---	1200	kHz	INFO



Plot_FCC Part 15.247 Maximum Peak Conducted Output Power DTS ~ BT LE 2 MspS DTS BW_15062021_120407.png

READ SA SETTINGS:	
RefLevel [dBm] RefLevelOffset [dB] InpAtt [dB]	15.42 13.65 20
Start [MHz] Stop [MHz]	2475.700 2480.300
RBW [MHz] VBW [MHz]	2.000000 5.000000
Detector TraceMode	POS MAXH
Sweep: Time [ms] Count Points per Section Type	50 200 1001 SWE

RESULT					
Test Description	Lower Limit	Upper Limit	Measured	Unit	Verdict
Peak Power	---	30.00	5.45	dBm	PASS
Peak Power	---	1000	3.507519	mW	PASS
Frequency at Peak	---	---	2477.472	MHz	INFO



Plot_FCC Part 15.247 Maximum Peak Conducted Output Power DTS ~ BT LE 2 Msps_15062021_120425.png

TEST FINISHED

General Verdict

PASS

3. FCC Part 15.247 Maximum Peak Conducted Output Power DTS ~ BT LE 1 Msps

Test References	
TC Start	07.06.2021 15:41:44
Ambit Temp [°C] Humidity [rel%]	26.6 39
System Version	3.0.1.2
Test Specification	FCC Part 15.247
Test Method	DTS: KDB 558074 D01 V05 - Chapter 8.3.1.1 RBW ≥ DTS Bandwidth
TC Version	0.0.1
My Description	FCC 15.247 Maximum Peak Output Power Conducted DTS - BT LE 1 Msps
Add. Information	

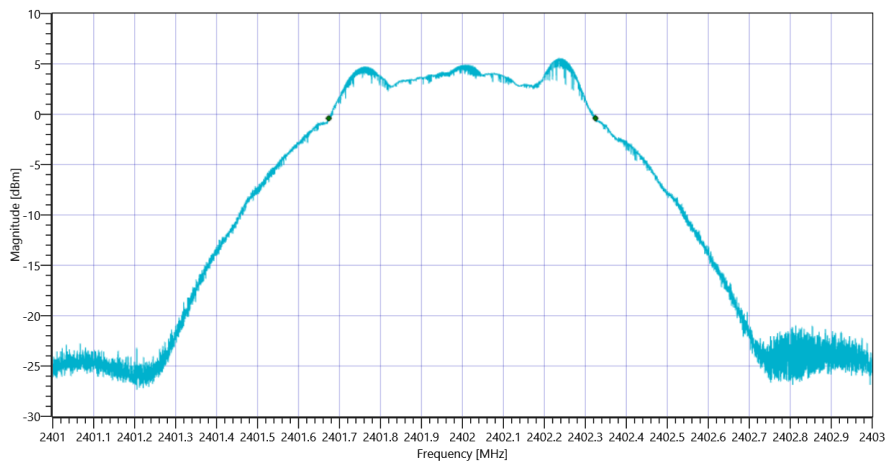
Test Parameter	
Technology to test	BT LE 1 Msps
Antenna Port used	1
Temperature	nom
Voltage	nom
Frequency low to test	True Freq [MHz] 2402
Frequency mid to test	True Freq [MHz] 2440
Frequency high to test	True Freq [MHz] 2480
Auto Control enabled Power Supply Climatic Box	No No
Additional Path Loss [dB]	0.7
Switched Path	EUT - SignalingUnit - SpectrumAnalyzer

Test at TX 2402 MHz

DTM Connection check					
Test Description	Lower Limit	Upper Limit	Measured	Unit	Verdict
Connection result	---	---	---	---	PASS

READ SA SETTINGS:	
RefLevel [dBm] RefLevelOffset [dB] InpAtt [dB]	10.78 10.86 15
Start [MHz] Stop [MHz]	2401.000 2403.000
RBW [MHz] VBW [MHz]	0.100000 0.300000
Detector TraceMode	POS MAXH
Sweep: Time [ms] Count Points per Section Type	50 200 10001 SWE

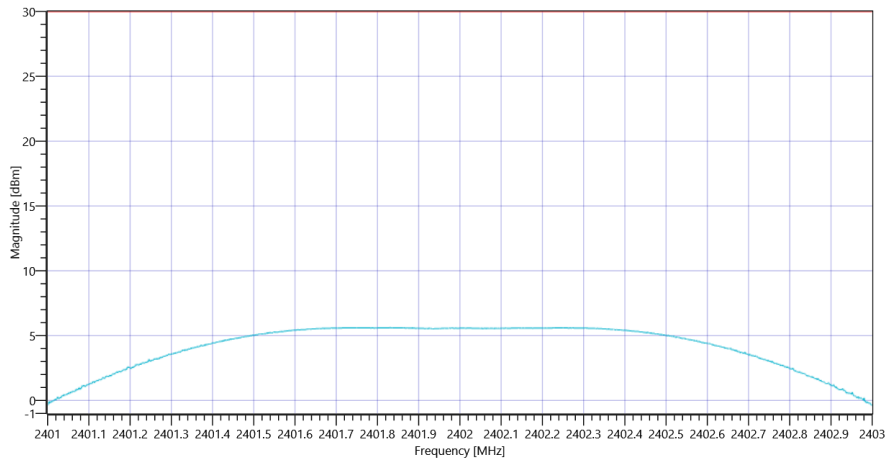
DTS Bandwidth					
Test Description	Lower Limit	Upper Limit	Measured	Unit	Verdict
DTS Bandwidth (6dB)	---	---	651	kHz	INFO



Plot_FCC Part 15.247 Maximum Peak Conducted Output Power DTS ~ BT LE 1 Msps DTS BW_07062021_154214.png

READ SA SETTINGS:	
RefLevel [dBm] RefLevelOffset [dB] InpAtt [dB]	15.78 10.86 20
Start [MHz] Stop [MHz]	2401.000 2403.000
RBW [MHz] VBW [MHz]	1.000000 3.000000
Detector TraceMode	POS MAXH
Sweep: Time [ms] Count Points per Section Type	50 200 1001 SWE

RESULT					
Test Description	Lower Limit	Upper Limit	Measured	Unit	Verdict
Peak Power	---	30.00	5.61	dBm	PASS
Peak Power	---	1000	3.63915	mW	PASS
Frequency at Peak	---	---	2401.83	MHz	INFO



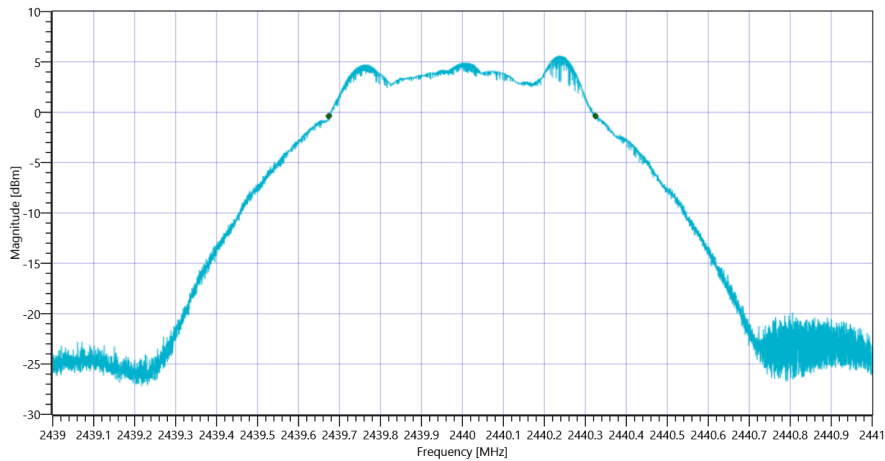
Plot_FCC Part 15.247 Maximum Peak Conducted Output Power DTS ~ BT LE 1 Msps_07062021_154232.png

Test at TX 2440 MHz

DTM Connection check					
Test Description	Lower Limit	Upper Limit	Measured	Unit	Verdict
Connection result	---	---	---	---	PASS

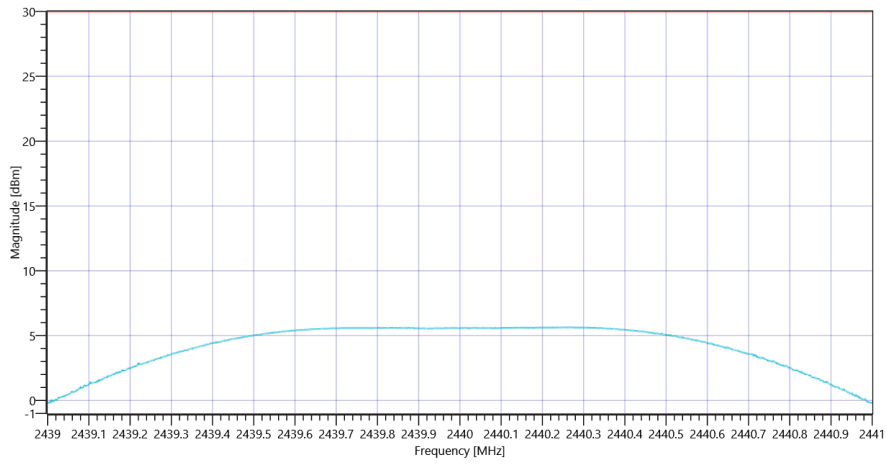
READ SA SETTINGS:	
RefLevel [dBm] RefLevelOffset [dB] InpAtt [dB]	10.84 10.94 15
Start [MHz] Stop [MHz]	2439.000 2441.000
RBW [MHz] VBW [MHz]	0.100000 0.300000
Detector TraceMode	POS MAXH
Sweep: Time [ms] Count Points per Section Type	50 200 10001 SWE

DTS Bandwidth					
Test Description	Lower Limit	Upper Limit	Measured	Unit	Verdict
DTS Bandwidth (6dB)	---	---	651	kHz	INFO



READ SA SETTINGS:	
RefLevel [dBm] RefLevelOffset [dB] InpAtt [dB]	15.84 10.94 20
Start [MHz] Stop [MHz]	2439.000 2441.000
RBW [MHz] VBW [MHz]	1.000000 3.000000
Detector TraceMode	POS MAXH
Sweep: Time [ms] Count Points per Section Type	50 200 1001 SWE

RESULT					
Test Description	Lower Limit	Upper Limit	Measured	Unit	Verdict
Peak Power	---	30.00	5.63	dBm	PASS
Peak Power	---	1000	3.655948	mW	PASS
Frequency at Peak	---	---	2440.268	MHz	INFO



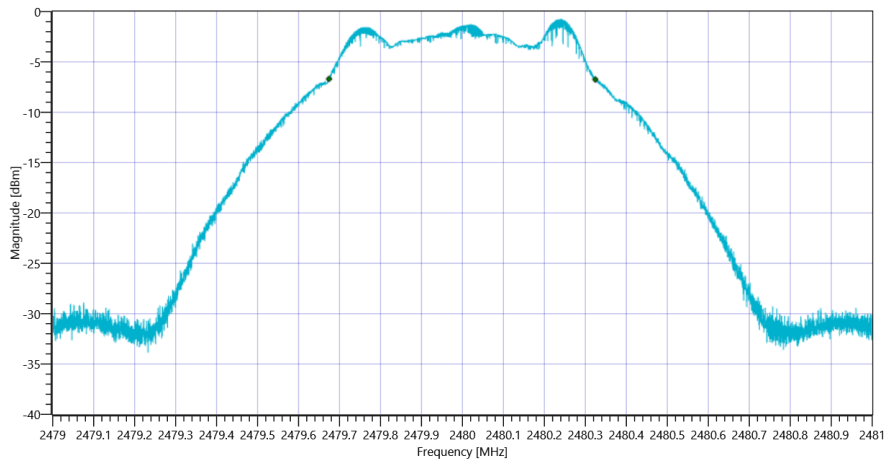
Plot_FCC Part 15.247 Maximum Peak Conducted Output Power DTS ~ BT LE 1 Msps_07062021_154324.png

Test at TX 2480 MHz

DTM Connection check					
Test Description	Lower Limit	Upper Limit	Measured	Unit	Verdict
Connection result	---	---	---	---	PASS

READ SA SETTINGS:	
RefLevel [dBm] RefLevelOffset [dB] InpAtt [dB]	4.41 11 10
Start [MHz] Stop [MHz]	2479.000 2481.000
RBW [MHz] VBW [MHz]	0.100000 0.300000
Detector TraceMode	POS MAXH
Sweep: Time [ms] Count Points per Section Type	50 200 10001 SWE

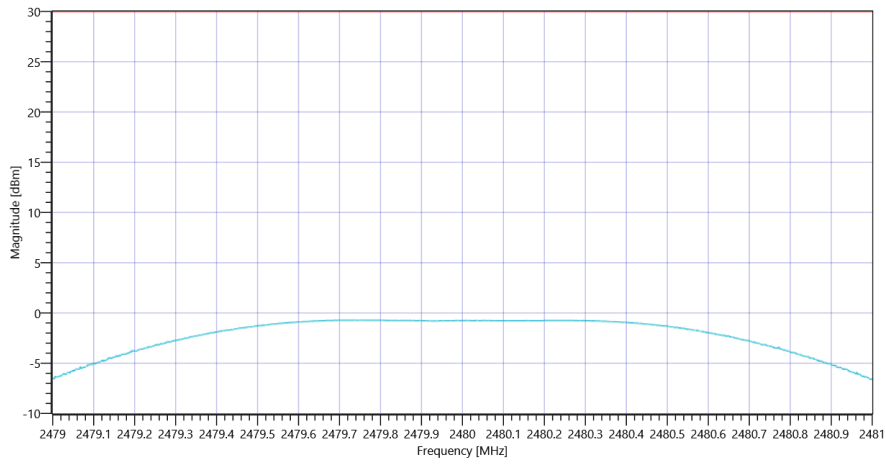
DTS Bandwidth					
Test Description	Lower Limit	Upper Limit	Measured	Unit	Verdict
DTS Bandwidth (6dB)	---	---	650	kHz	INFO



Plot_FCC Part 15.247 Maximum Peak Conducted Output Power DTS ~ BT LE 1 Msps DTS BW_07062021_154357.png

READ SA SETTINGS:	
RefLevel [dBm] RefLevelOffset [dB] InpAtt [dB]	9.41 11 15
Start [MHz] Stop [MHz]	2479.000 2481.000
RBW [MHz] VBW [MHz]	1.000000 3.000000
Detector TraceMode	POS MAXH
Sweep: Time [ms] Count Points per Section Type	50 200 1001 SWE

RESULT					
Test Description	Lower Limit	Upper Limit	Measured	Unit	Verdict
Peak Power	---	30.00	-0.72	dBm	PASS
Peak Power	---	1000	0.847227	mW	PASS
Frequency at Peak	---	---	2479.756	MHz	INFO



Plot_FCC Part 15.247 Maximum Peak Conducted Output Power DTS ~ BT LE 1 Msps_07062021_154416.png

TEST FINISHED

General Verdict

PASS

4. FCC Part 15.247 Maximum Peak Conducted Output Power DTS ~ BT LE 2 Msps

Test References	
TC Start	07.06.2021 16:09:26
Ambit Temp [°C] Humidity [rel%]	26.4 39
System Version	3.0.1.2
Test Specification	FCC Part 15.247
Test Method	DTS: KDB 558074 D01 V05 - Chapter 8.3.1.1 RBW ≥ DTS Bandwidth
TC Version	0.0.1
My Description	FCC 15.247 Maximum Peak Output Power Conducted DTS - BT LE 2 Msps
Add. Information	

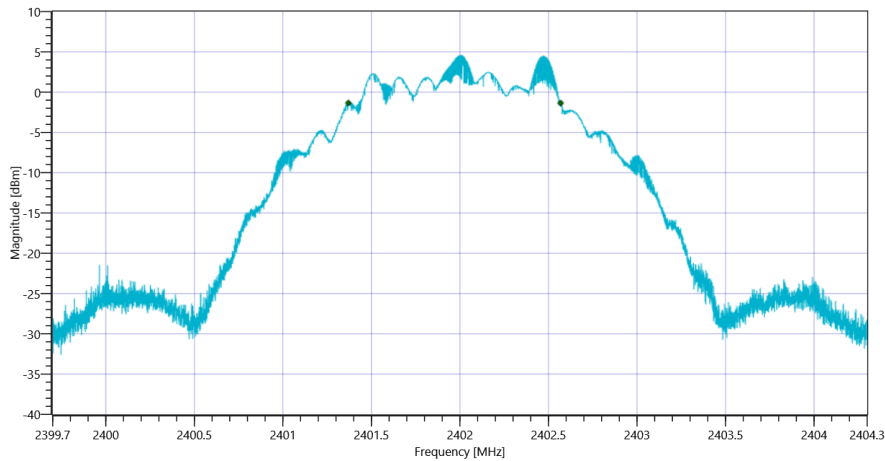
Test Parameter	
Technology to test	BT LE 2 Msps
Antenna Port used	1
Temperature	nom
Voltage	nom
Frequency low to test	True Freq [MHz] 2402
Frequency mid to test	True Freq [MHz] 2440
Frequency high to test	True Freq [MHz] 2480
Auto Control enabled Power Supply Climatic Box	No No
Additional Path Loss [dB]	0.7
Switched Path	EUT - SignalingUnit - SpectrumAnalyzer

Test at TX 2402 MHz

DTM Connection check					
Test Description	Lower Limit	Upper Limit	Measured	Unit	Verdict
Connection result	---	---	---	---	PASS

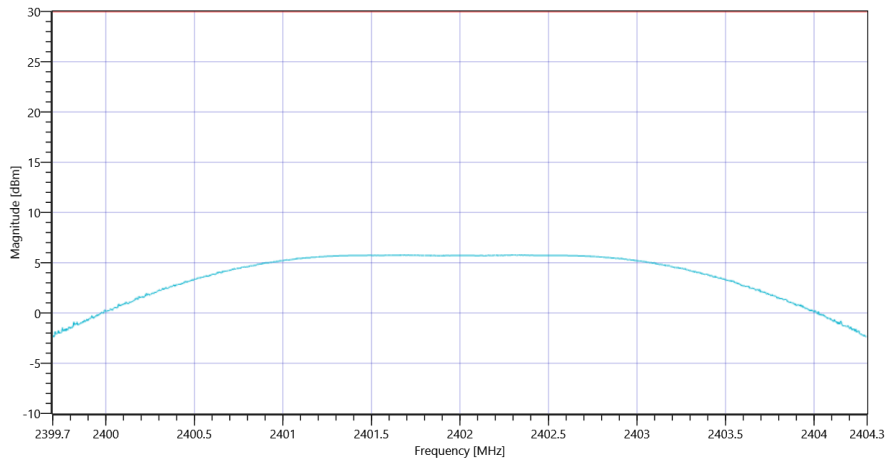
READ SA SETTINGS:	
RefLevel [dBm] RefLevelOffset [dB] InpAtt [dB]	10.81 10.86 15
Start [MHz] Stop [MHz]	2399.700 2404.300
RBW [MHz] VBW [MHz]	0.100000 0.300000
Detector TraceMode	POS MAXH
Sweep: Time [ms] Count Points per Section Type	50 200 10001 SWE

DTS Bandwidth					
Test Description	Lower Limit	Upper Limit	Measured	Unit	Verdict
DTS Bandwidth (6dB)	---	---	1199	kHz	INFO



READ SA SETTINGS:	
RefLevel [dBm] RefLevelOffset [dB] InpAtt [dB]	15.81 10.86 20
Start [MHz] Stop [MHz]	2399.700 2404.300
RBW [MHz] VBW [MHz]	2.000000 5.000000
Detector TraceMode	POS MAXH
Sweep: Time [ms] Count Points per Section Type	50 200 1001 SWE

RESULT					
Test Description	Lower Limit	Upper Limit	Measured	Unit	Verdict
Peak Power	---	30.00	5.77	dBm	PASS
Peak Power	---	1000	3.775722	mW	PASS
Frequency at Peak	---	---	2402.29	MHz	INFO



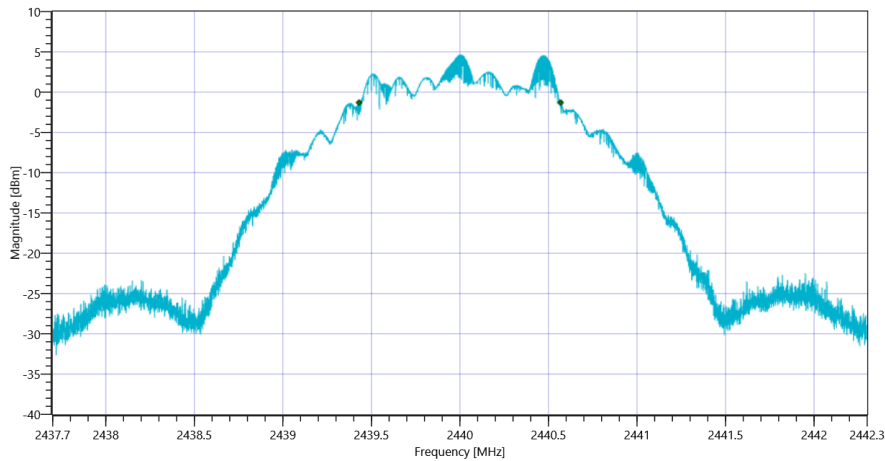
Plot_FCC Part 15.247 Maximum Peak Conducted Output Power DTS ~ BT LE 2 Msp_07062021_161014.png

Test at TX 2440 MHz

DTM Connection check					
Test Description	Lower Limit	Upper Limit	Measured	Unit	Verdict
Connection result	---	---	---	---	PASS

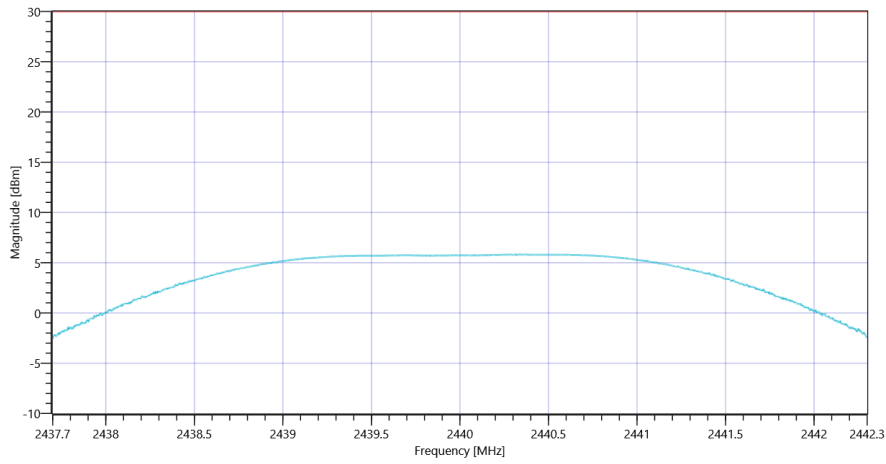
READ SA SETTINGS:	
RefLevel [dBm] RefLevelOffset [dB] InpAtt [dB]	10.85 10.94 15
Start [MHz] Stop [MHz]	2437.700 2442.300
RBW [MHz] VBW [MHz]	0.100000 0.300000
Detector TraceMode	POS MAXH
Sweep: Time [ms] Count Points per Section Type	50 200 10001 SWE

DTS Bandwidth					
Test Description	Lower Limit	Upper Limit	Measured	Unit	Verdict
DTS Bandwidth (6dB)	---	---	1138	kHz	INFO



READ SA SETTINGS:	
RefLevel [dBm] RefLevelOffset [dB] InpAtt [dB]	15.85 10.94 20
Start [MHz] Stop [MHz]	2437.700 2442.300
RBW [MHz] VBW [MHz]	2.000000 5.000000
Detector TraceMode	POS MAXH
Sweep: Time [ms] Count Points per Section Type	50 200 1001 SWE

RESULT					
Test Description	Lower Limit	Upper Limit	Measured	Unit	Verdict
Peak Power	---	30.00	5.82	dBm	PASS
Peak Power	---	1000	3.819443	mW	PASS
Frequency at Peak	---	---	2440.257	MHz	INFO



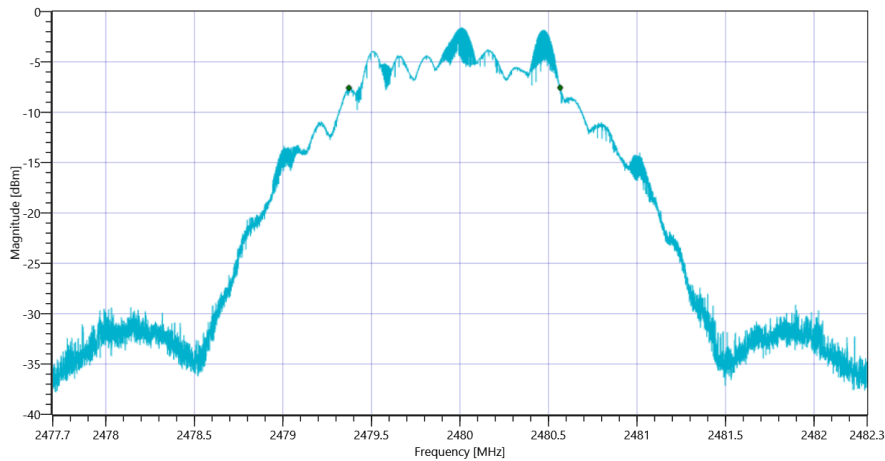
Plot_FCC Part 15.247 Maximum Peak Conducted Output Power DTS ~ BT LE 2 Msps_07062021_161106.png

Test at TX 2480 MHz

DTM Connection check					
Test Description	Lower Limit	Upper Limit	Measured	Unit	Verdict
Connection result	---	---	---	---	PASS

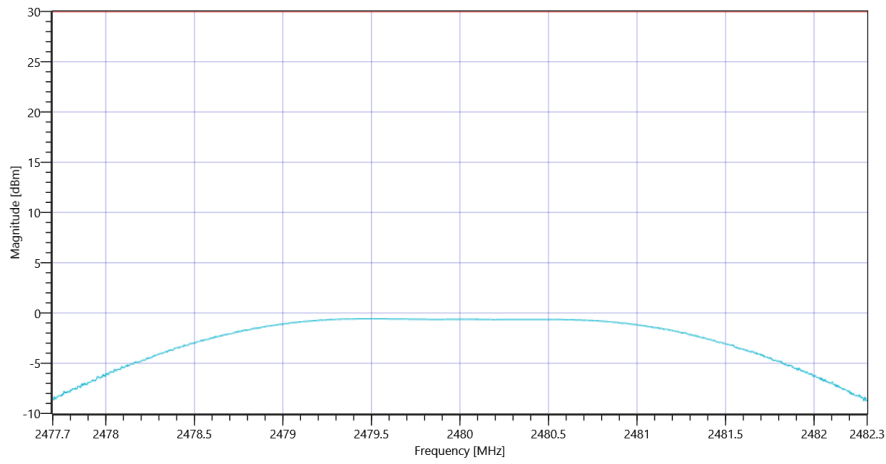
READ SA SETTINGS:	
RefLevel [dBm] RefLevelOffset [dB] InpAtt [dB]	4.49 11 10
Start [MHz] Stop [MHz]	2477.700 2482.300
RBW [MHz] VBW [MHz]	0.100000 0.300000
Detector TraceMode	POS MAXH
Sweep: Time [ms] Count Points per Section Type	50 200 10001 SWE

DTS Bandwidth					
Test Description	Lower Limit	Upper Limit	Measured	Unit	Verdict
DTS Bandwidth (6dB)	---	---	1193	kHz	INFO



READ SA SETTINGS:	
RefLevel [dBm] RefLevelOffset [dB] InpAtt [dB]	9.49 11 15
Start [MHz] Stop [MHz]	2477.700 2482.300
RBW [MHz] VBW [MHz]	2.000000 5.000000
Detector TraceMode	POS MAXH
Sweep: Time [ms] Count Points per Section Type	50 200 1001 SWE

RESULT					
Test Description	Lower Limit	Upper Limit	Measured	Unit	Verdict
Peak Power	---	30.00	-0.57	dBm	PASS
Peak Power	---	1000	0.877001	mW	PASS
Frequency at Peak	---	---	2479.481	MHz	INFO



Plot_FCC Part 15.247 Maximum Peak Conducted Output Power DTS ~ BT LE 2 Msps_07062021_161158.png

TEST FINISHED

General Verdict

PASS

5. FCC Part 15.247 Bandwidth 6dB DTS ~ BT LE 1 Msps

Test References	
TC Start	15.06.2021 11:54:20
Ambit Temp [°C] Humidity [rel%]	28.9 37
System Version	3.0.1.3
Test Specification	FCC Part 15.247
Test Method	99
TC Version	0.0.1
My Description	FCC 15.247 Bandwidth 6dB DTS - BT LE 1 Msps
Add. Information	

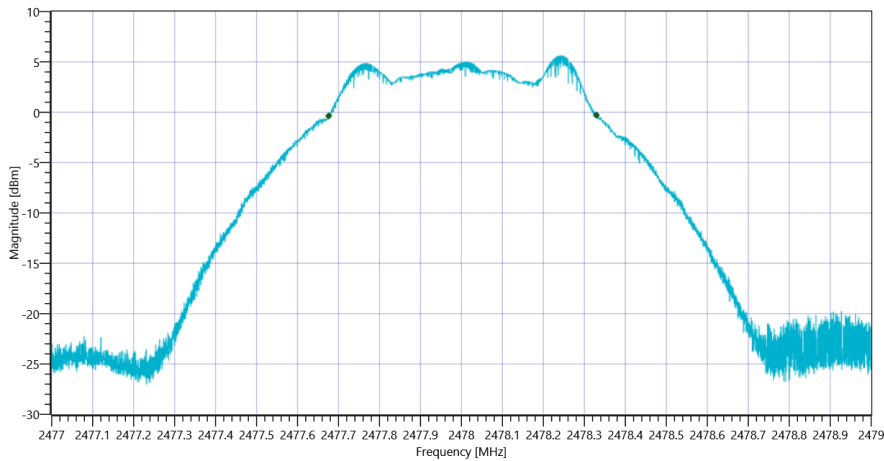
Test Parameter	
Technology to test	BT LE 1 Msps
Antenna Port used	1
Temperature	nom
Voltage	nom
Frequency low to test	False Freq [MHz] 2402
Frequency mid to test	False Freq [MHz] 2440
Frequency high to test	True Freq [MHz] 2478
Auto Control enabled Power Supply Climatic Box	No No
Additional Path Loss [dB]	3.5
Switched Path	EUT - SignalingUnit - SpectrumAnalyzer

Test at TX 2478 MHz

DTM Connection check					
Test Description	Lower Limit	Upper Limit	Measured	Unit	Verdict
Connection result	---	---	---	---	PASS

READ SA SETTINGS:	
RefLevel [dBm] RefLevelOffset [dB] InpAtt [dB]	10.81 13.65 15
Start [MHz] Stop [MHz]	2477.000 2479.000
RBW [MHz] VBW [MHz]	0.100000 0.300000
Detector TraceMode	POS MAXH
Sweep: Time [ms] Count Points per Section Type	50 200 10001 SWE

RESULT					
Test Description	Lower Limit	Upper Limit	Measured	Unit	Verdict
DTS Bandwidth (6dB)	500	---	653	kHz	PASS



Plot_FCC Part 15.247 Bandwidth 6dB DTS ~ BT LE 1 Msps_15062021_115451.png

TEST FINISHED	
General Verdict	PASS

6. FCC Part 15.247 Bandwidth 6dB DTS ~ BT LE 2 Msps

Test References	
TC Start	15.06.2021 12:04:31
Ambit Temp [°C] Humidity [rel%]	28.4 37
System Version	3.0.1.3
Test Specification	FCC Part 15.247
Test Method	99
TC Version	0.0.1
My Description	FCC 15.247 Bandwidth 6dB DTS - BT LE 2 Msps
Add. Information	

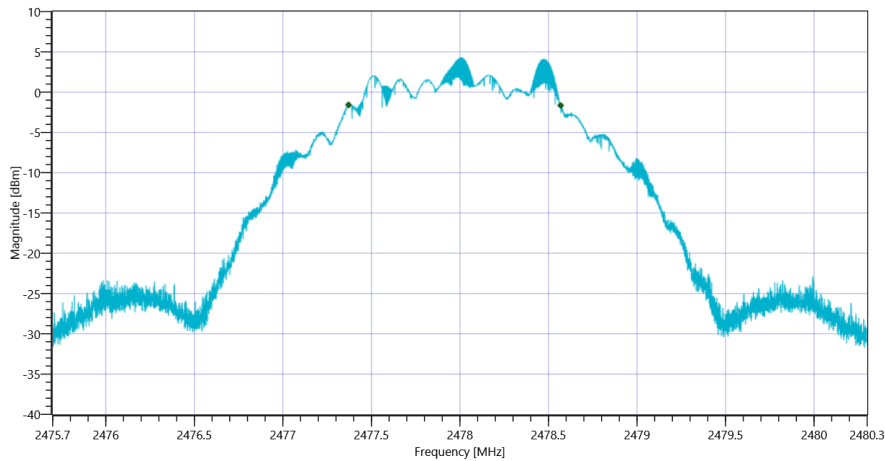
Test Parameter	
Technology to test	BT LE 2 Msps
Antenna Port used	1
Temperature	nom
Voltage	nom
Frequency low to test	False Freq [MHz] 2402
Frequency mid to test	False Freq [MHz] 2440
Frequency high to test	True Freq [MHz] 2478
Auto Control enabled Power Supply Climatic Box	No No
Additional Path Loss [dB]	3.5
Switched Path	EUT - SignalingUnit - SpectrumAnalyzer

Test at TX 2478 MHz

DTM Connection check					
Test Description	Lower Limit	Upper Limit	Measured	Unit	Verdict
Connection result	---	---	---	---	PASS

READ SA SETTINGS:	
RefLevel [dBm] RefLevelOffset [dB] InpAtt [dB]	10.41 13.65 15
Start [MHz] Stop [MHz]	2475.700 2480.300
RBW [MHz] VBW [MHz]	0.100000 0.300000
Detector TraceMode	POS MAXH
Sweep: Time [ms] Count Points per Section Type	50 200 10001 SWE

RESULT					
Test Description	Lower Limit	Upper Limit	Measured	Unit	Verdict
DTS Bandwidth (6dB)	500	---	1198	kHz	PASS



Plot_FCC Part 15.247 Bandwidth 6dB DTS ~ BT LE 2 Msps_15062021_120501.png

TEST FINISHED	
General Verdict	PASS

7. FCC Part 15.247 Bandwidth 6dB DTS ~ BT LE 1 Msps

Test References	
TC Start	07.06.2021 15:44:21
Ambit Temp [°C] Humidity [rel%]	26.6 39
System Version	3.0.1.2
Test Specification	FCC Part 15.247
Test Method	99
TC Version	0.0.1
My Description	FCC 15.247 Bandwidth 6dB DTS - BT LE 1 Msps
Add. Information	

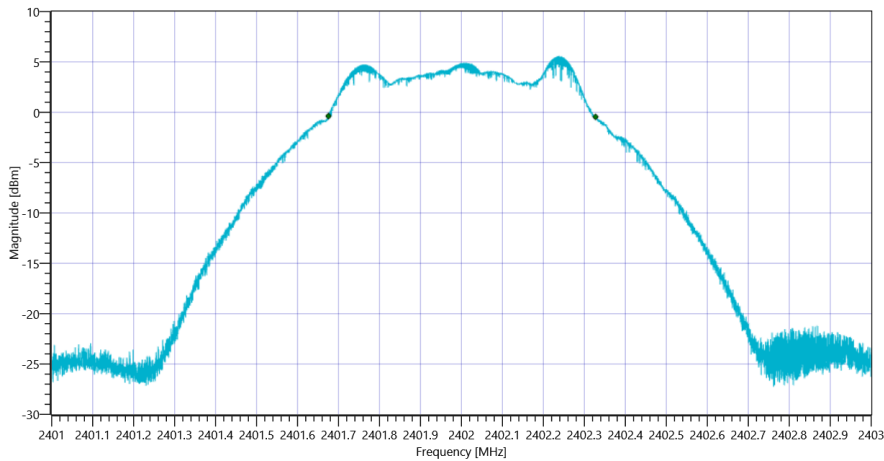
Test Parameter	
Technology to test	BT LE 1 Msps
Antenna Port used	1
Temperature	nom
Voltage	nom
Frequency low to test	True Freq [MHz] 2402
Frequency mid to test	True Freq [MHz] 2440
Frequency high to test	True Freq [MHz] 2480
Auto Control enabled Power Supply Climatic Box	No No
Additional Path Loss [dB]	0.7
Switched Path	EUT - SignalingUnit - SpectrumAnalyzer

Test at TX 2402 MHz

DTM Connection check					
Test Description	Lower Limit	Upper Limit	Measured	Unit	Verdict
Connection result	---	---	---	---	PASS

READ SA SETTINGS:	
RefLevel [dBm] RefLevelOffset [dB] InpAtt [dB]	10.78 10.86 15
Start [MHz] Stop [MHz]	2401.000 2403.000
RBW [MHz] VBW [MHz]	0.100000 0.300000
Detector TraceMode	POS MAXH
Sweep: Time [ms] Count Points per Section Type	50 200 10001 SWE

RESULT					
Test Description	Lower Limit	Upper Limit	Measured	Unit	Verdict
DTS Bandwidth (6dB)	500	---	652	kHz	PASS



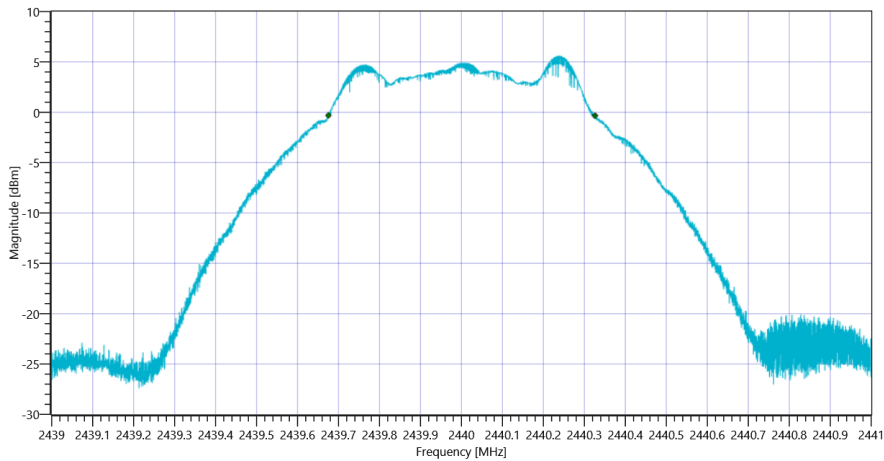
Plot_FCC Part 15.247 Bandwidth 6dB DTS ~ BT LE 1 MspS_07062021_154451.png

Test at TX 2440 MHz

DTM Connection check					
Test Description	Lower Limit	Upper Limit	Measured	Unit	Verdict
Connection result	---	---	---	---	PASS

READ SA SETTINGS:	
RefLevel [dBm] RefLevelOffset [dB] InpAtt [dB]	10.79 10.94 15
Start [MHz] Stop [MHz]	2439.000 2441.000
RBW [MHz] VBW [MHz]	0.100000 0.300000
Detector TraceMode	POS MAXH
Sweep: Time [ms] Count Points per Section Type	50 200 10001 SWE

RESULT					
Test Description	Lower Limit	Upper Limit	Measured	Unit	Verdict
DTS Bandwidth (6dB)	500	---	651	kHz	PASS



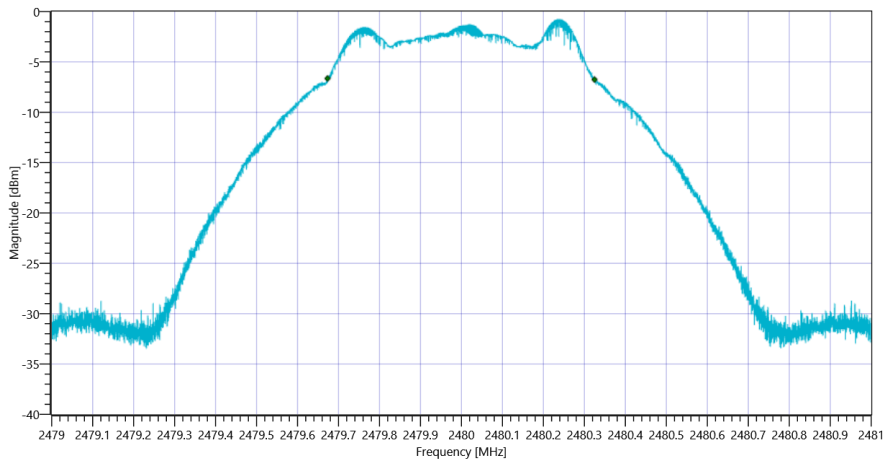
Plot_FCC Part 15.247 Bandwidth 6dB DTS ~ BT LE 1 Msps_07062021_154525.png

Test at TX 2480 MHz

DTM Connection check					
Test Description	Lower Limit	Upper Limit	Measured	Unit	Verdict
Connection result	---	---	---	---	PASS

READ SA SETTINGS:	
RefLevel [dBm] RefLevelOffset [dB] InpAtt [dB]	4.43 11 10
Start [MHz] Stop [MHz]	2479.000 2481.000
RBW [MHz] VBW [MHz]	0.100000 0.300000
Detector TraceMode	POS MAXH
Sweep: Time [ms] Count Points per Section Type	50 200 10001 SWE

RESULT					
Test Description	Lower Limit	Upper Limit	Measured	Unit	Verdict
DTS Bandwidth (6dB)	500	---	652	kHz	PASS



Plot_FCC Part 15.247 Bandwidth 6dB DTS ~ BT LE 1 Msps_07062021_154558.png

TEST FINISHED	
General Verdict	PASS

8. FCC Part 15.247 Bandwidth 6dB DTS ~ BT LE 2 Msps

Test References	
TC Start	07.06.2021 16:12:04
Ambit Temp [°C] Humidity [rel%]	26.4 39
System Version	3.0.1.2
Test Specification	FCC Part 15.247
Test Method	99
TC Version	0.0.1
My Description	FCC 15.247 Bandwidth 6dB DTS - BT LE 2 Msps
Add. Information	

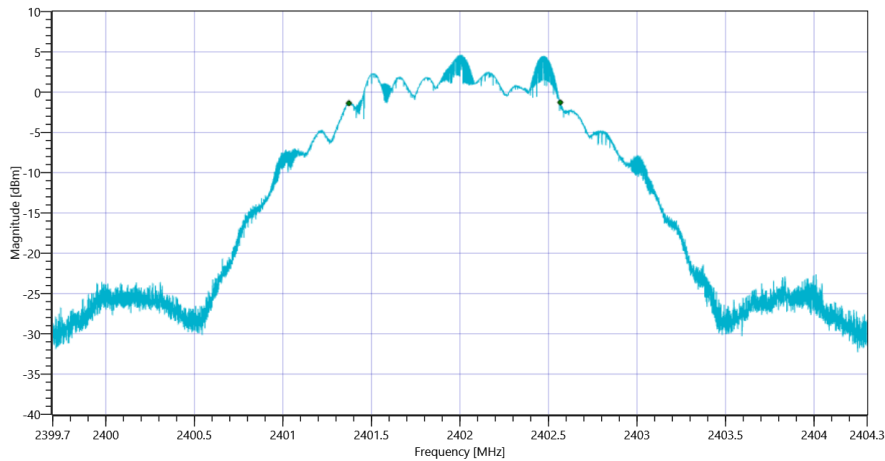
Test Parameter	
Technology to test	BT LE 2 Msps
Antenna Port used	1
Temperature	nom
Voltage	nom
Frequency low to test	True Freq [MHz] 2402
Frequency mid to test	True Freq [MHz] 2440
Frequency high to test	True Freq [MHz] 2480
Auto Control enabled Power Supply Climatic Box	No No
Additional Path Loss [dB]	0.7
Switched Path	EUT - SignalingUnit - SpectrumAnalyzer

Test at TX 2402 MHz

DTM Connection check					
Test Description	Lower Limit	Upper Limit	Measured	Unit	Verdict
Connection result	---	---	---	---	PASS

READ SA SETTINGS:	
RefLevel [dBm] RefLevelOffset [dB] InpAtt [dB]	10.83 10.86 15
Start [MHz] Stop [MHz]	2399.700 2404.300
RBW [MHz] VBW [MHz]	0.100000 0.300000
Detector TraceMode	POS MAXH
Sweep: Time [ms] Count Points per Section Type	50 200 10001 SWE

RESULT					
Test Description	Lower Limit	Upper Limit	Measured	Unit	Verdict
DTS Bandwidth (6dB)	500	---	1194	kHz	PASS



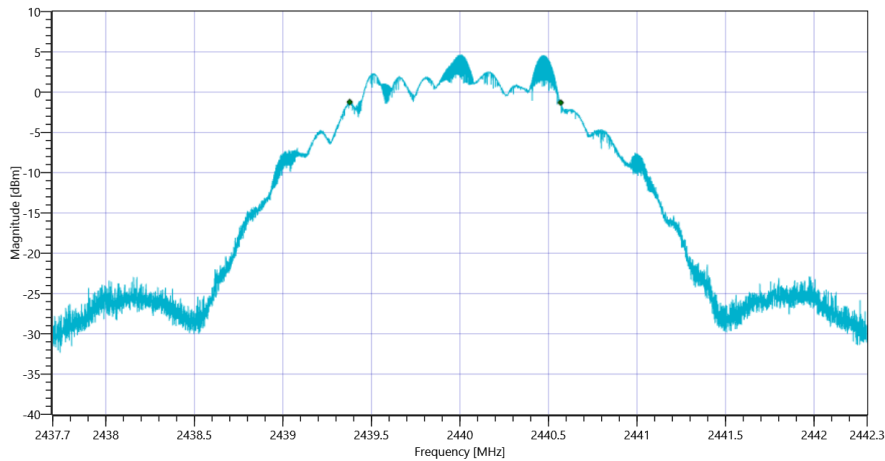
Plot_FCC Part 15.247 Bandwidth 6dB DTS ~ BT LE 2 Msps_07062021_161234.png

Test at TX 2440 MHz

DTM Connection check					
Test Description	Lower Limit	Upper Limit	Measured	Unit	Verdict
Connection result	---	---	---	---	PASS

READ SA SETTINGS:	
RefLevel [dBm] RefLevelOffset [dB] InpAtt [dB]	10.87 10.94 15
Start [MHz] Stop [MHz]	2437.700 2442.300
RBW [MHz] VBW [MHz]	0.100000 0.300000
Detector TraceMode	POS MAXH
Sweep: Time [ms] Count Points per Section Type	50 200 10001 SWE

RESULT					
Test Description	Lower Limit	Upper Limit	Measured	Unit	Verdict
DTS Bandwidth (6dB)	500	---	1191	kHz	PASS



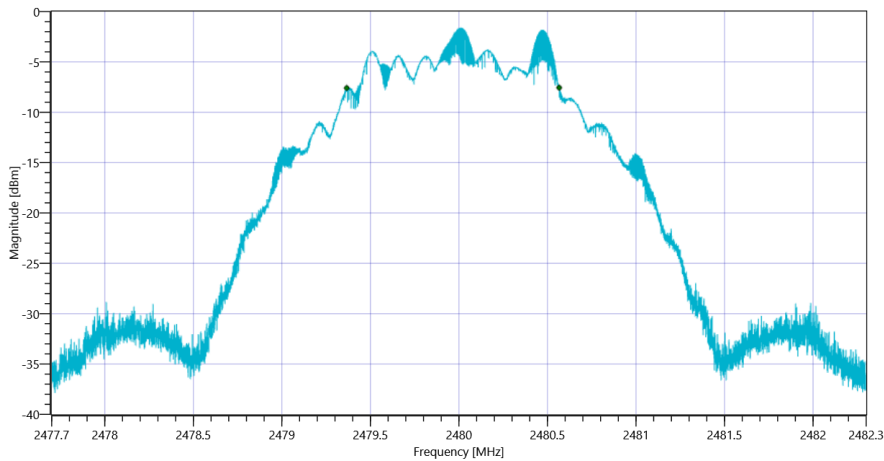
Plot_FCC Part 15.247 Bandwidth 6dB DTS ~ BT LE 2 Msps_07062021_161307.png

Test at TX 2480 MHz

DTM Connection check					
Test Description	Lower Limit	Upper Limit	Measured	Unit	Verdict
Connection result	---	---	---	---	PASS

READ SA SETTINGS:	
RefLevel [dBm] RefLevelOffset [dB] InpAtt [dB]	4.41 11 10
Start [MHz] Stop [MHz]	2477.700 2482.300
RBW [MHz] VBW [MHz]	0.100000 0.300000
Detector TraceMode	POS MAXH
Sweep: Time [ms] Count Points per Section Type	50 200 10001 SWE

RESULT					
Test Description	Lower Limit	Upper Limit	Measured	Unit	Verdict
DTS Bandwidth (6dB)	500	---	1200	kHz	PASS



TEST FINISHED	
General Verdict	PASS

9. FCC Part 15.247 Peak Power Spectral Density DTS ~ BT LE 1 Msps

Test References	
TC Start	15.06.2021 11:54:56
Ambit Temp [°C] Humidity [rel%]	28.8 37
System Version	3.0.1.3
Test Specification	FCC Part 15.247
Test Method	DTS: KDB 558074 D01 V05 - Chapter 8.4 DTS maximum power spectral density level in the fundamental emission
TC Version	0.0.1
My Description	FCC 15.247 Peak Power Spectral Density DTS - BT LE 1 Msps
Add. Information	

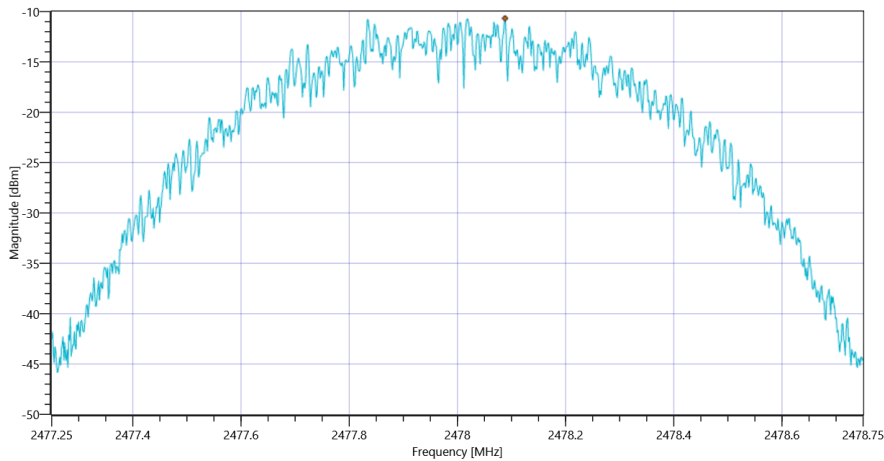
Test Parameter	
Technology to test	BT LE 1 Msps
Antenna Port used	1
Temperature	nom
Voltage	nom
Frequency low to test	False Freq [MHz] 2402
Frequency mid to test	False Freq [MHz] 2440
Frequency high to test	True Freq [MHz] 2478
Auto Control enabled Power Supply Climatic Box	No No
Additional Path Loss [dB]	3.5
Switched Path	EUT - SignalingUnit - SpectrumAnalyzer

Test at TX 2478 MHz

DTM Connection check					
Test Description	Lower Limit	Upper Limit	Measured	Unit	Verdict
Connection result	---	---	---	---	PASS

READ SA SETTINGS:	
RefLevel [dBm] RefLevelOffset [dB] InpAtt [dB]	10.79 13.65 15
Start [MHz] Stop [MHz]	2477.250 2478.750
RBW [MHz] VBW [MHz]	0.003000 0.010000
Detector TraceMode	POS MAXH
Sweep: Time [ms] Count Points per Section Type	1000 20 1001 SWE

RESULT					
Test Description	Lower Limit	Upper Limit	Measured	Unit	Verdict
Max Peak power Density	---	8	-10.67	dBm/3KHz	PASS



Plot_FCC Part 15.247 Peak Power Spectral Density DTS ~ BT LE 1 Msps_15062021_115536.png

TEST FINISHED	
General Verdict	PASS

10. FCC Part 15.247 Peak Power Spectral Density DTS ~ BT LE 2 Msps

Test References	
TC Start	15.06.2021 12:05:07
Ambit Temp [°C] Humidity [rel%]	28.4 37
System Version	3.0.1.3
Test Specification	FCC Part 15.247
Test Method	DTS: KDB 558074 D01 V05 - Chapter 8.4 DTS maximum power spectral density level in the fundamental emission
TC Version	0.0.1
My Description	FCC 15.247 Peak Power Spectral Density DTS - BT LE 2 Msps
Add. Information	

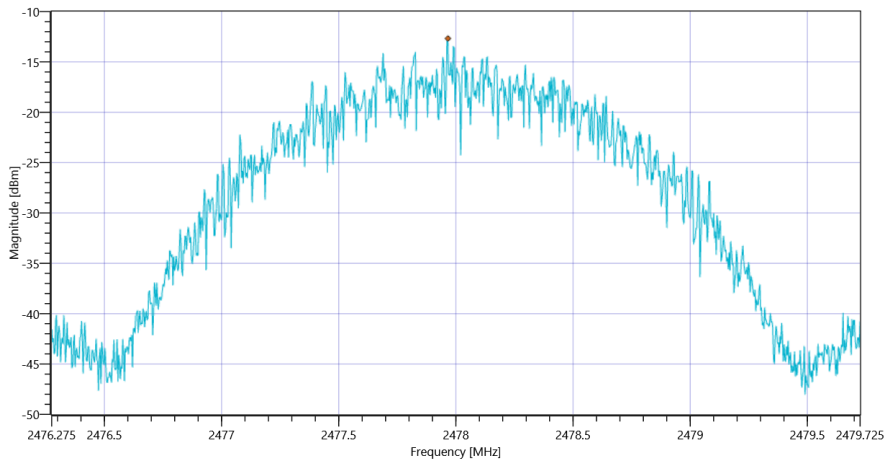
Test Parameter	
Technology to test	BT LE 2 Msps
Antenna Port used	1
Temperature	nom
Voltage	nom
Frequency low to test	False Freq [MHz] 2402
Frequency mid to test	False Freq [MHz] 2440
Frequency high to test	True Freq [MHz] 2478
Auto Control enabled Power Supply Climatic Box	No No
Additional Path Loss [dB]	3.5
Switched Path	EUT - SignalingUnit - SpectrumAnalyzer

Test at TX 2478 MHz

DTM Connection check					
Test Description	Lower Limit	Upper Limit	Measured	Unit	Verdict
Connection result	---	---	---	---	PASS

READ SA SETTINGS:	
RefLevel [dBm] RefLevelOffset [dB] InpAtt [dB]	10.39 13.65 15
Start [MHz] Stop [MHz]	2476.275 2479.725
RBW [MHz] VBW [MHz]	0.003000 0.010000
Detector TraceMode	POS MAXH
Sweep: Time [ms] Count Points per Section Type	1000 20 1001 SWE

RESULT					
Test Description	Lower Limit	Upper Limit	Measured	Unit	Verdict
Max Peak power Density	---	8	-12.67	dBm/3KHz	PASS



Plot_FCC Part 15.247 Peak Power Spectral Density DTS ~ BT LE 2 Msps_15062021_120547.png

TEST FINISHED	
General Verdict	PASS

11. FCC Part 15.247 Peak Power Spectral Density DTS ~ BT LE 1 Msps

Test References	
TC Start	07.06.2021 15:46:04
Ambit Temp [°C] Humidity [rel%]	26.5 38
System Version	3.0.1.2
Test Specification	FCC Part 15.247
Test Method	DTS: KDB 558074 D01 V05 - Chapter 8.4 DTS maximum power spectral density level in the fundamental emission
TC Version	0.0.1
My Description	FCC 15.247 Peak Power Spectral Density DTS - BT LE 1 Msps
Add. Information	

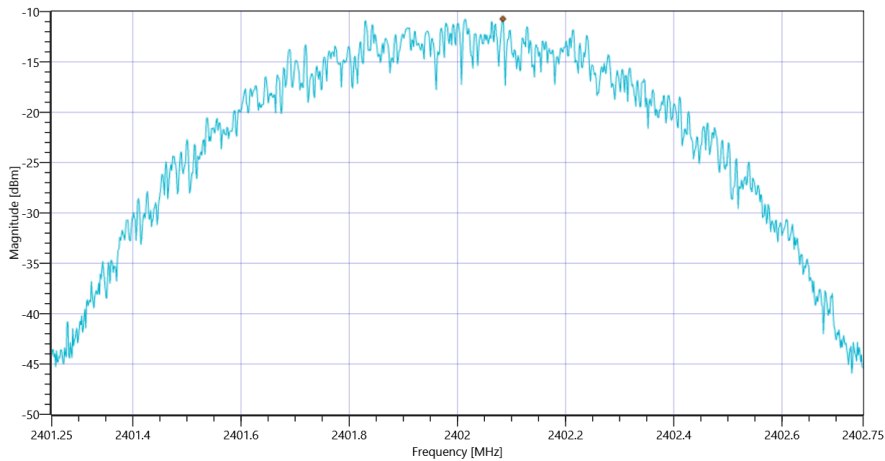
Test Parameter	
Technology to test	BT LE 1 Msps
Antenna Port used	1
Temperature	nom
Voltage	nom
Frequency low to test	True Freq [MHz] 2402
Frequency mid to test	True Freq [MHz] 2440
Frequency high to test	True Freq [MHz] 2480
Auto Control enabled Power Supply Climatic Box	No No
Additional Path Loss [dB]	0.7
Switched Path	EUT - SignalingUnit - SpectrumAnalyzer

Test at TX 2402 MHz

DTM Connection check					
Test Description	Lower Limit	Upper Limit	Measured	Unit	Verdict
Connection result	---	---	---	---	PASS

READ SA SETTINGS:	
RefLevel [dBm] RefLevelOffset [dB] InpAtt [dB]	10.79 10.86 15
Start [MHz] Stop [MHz]	2401.250 2402.750
RBW [MHz] VBW [MHz]	0.003000 0.010000
Detector TraceMode	POS MAXH
Sweep: Time [ms] Count Points per Section Type	1000 20 1001 SWE

RESULT					
Test Description	Lower Limit	Upper Limit	Measured	Unit	Verdict
Max Peak power Density	---	8	-10.72	dBm/3KHz	PASS



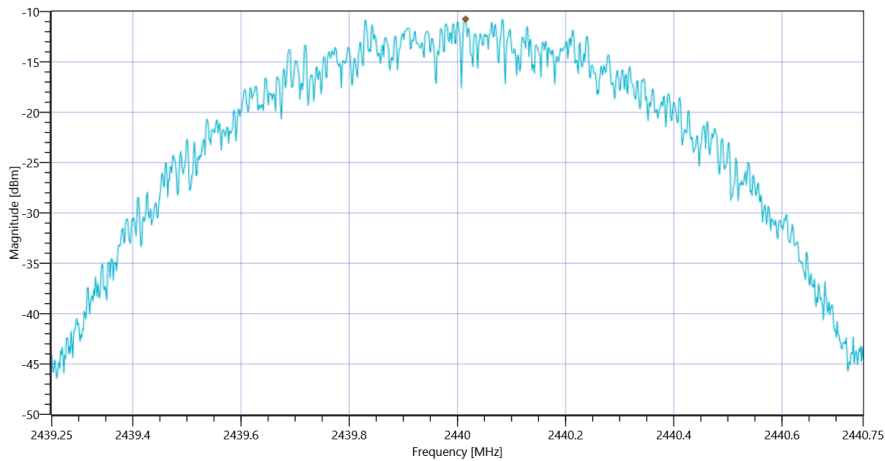
Plot_FCC Part 15.247 Peak Power Spectral Density DTS ~ BT LE 1 Msps_07062021_154643.png

Test at TX 2440 MHz

DTM Connection check					
Test Description	Lower Limit	Upper Limit	Measured	Unit	Verdict
Connection result	---	---	---	---	PASS

READ SA SETTINGS:	
RefLevel [dBm] RefLevelOffset [dB] InpAtt [dB]	10.80 10.94 15
Start [MHz] Stop [MHz]	2439.250 2440.750
RBW [MHz] VBW [MHz]	0.003000 0.010000
Detector TraceMode	POS MAXH
Sweep: Time [ms] Count Points per Section Type	1000 20 1001 SWE

RESULT					
Test Description	Lower Limit	Upper Limit	Measured	Unit	Verdict
Max Peak power Density	---	8	-10.74	dBm/3KHz	PASS



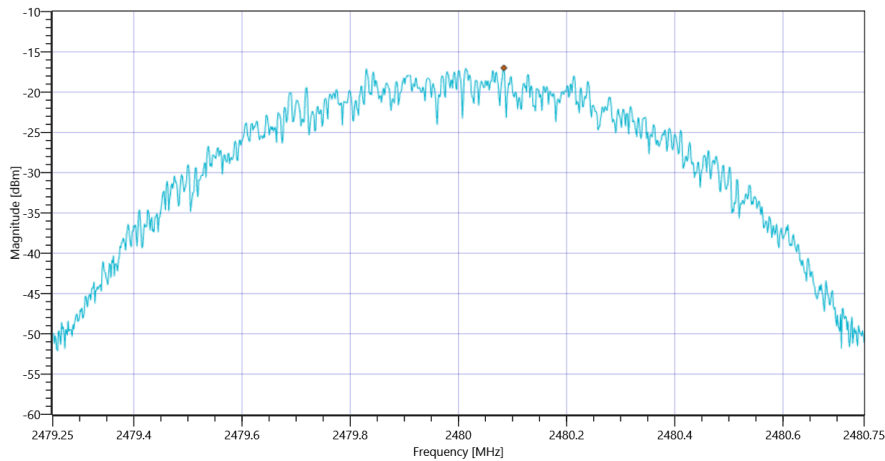
Plot_FCC Part 15.247 Peak Power Spectral Density DTS ~ BT LE 1 Msps_07062021_154726.png

Test at TX 2480 MHz

DTM Connection check					
Test Description	Lower Limit	Upper Limit	Measured	Unit	Verdict
Connection result	---	---	---	---	PASS

READ SA SETTINGS:	
RefLevel [dBm] RefLevelOffset [dB] InpAtt [dB]	4.51 11 10
Start [MHz] Stop [MHz]	2479.250 2480.750
RBW [MHz] VBW [MHz]	0.003000 0.010000
Detector TraceMode	POS MAXH
Sweep: Time [ms] Count Points per Section Type	1000 20 1001 SWE

RESULT					
Test Description	Lower Limit	Upper Limit	Measured	Unit	Verdict
Max Peak power Density	---	8	-16.99	dBm/3KHz	PASS



Plot_FCC Part 15.247 Peak Power Spectral Density DTS ~ BT LE 1 Msps_07062021_154809.png

TEST FINISHED	
General Verdict	PASS

12. FCC Part 15.247 Peak Power Spectral Density DTS ~ BT LE 2 Msps

Test References	
TC Start	07.06.2021 16:13:46
Ambit Temp [°C] Humidity [rel%]	26.3 39
System Version	3.0.1.2
Test Specification	FCC Part 15.247
Test Method	DTS: KDB 558074 D01 V05 - Chapter 8.4 DTS maximum power spectral density level in the fundamental emission
TC Version	0.0.1
My Description	FCC 15.247 Peak Power Spectral Density DTS - BT LE 2 Msps
Add. Information	

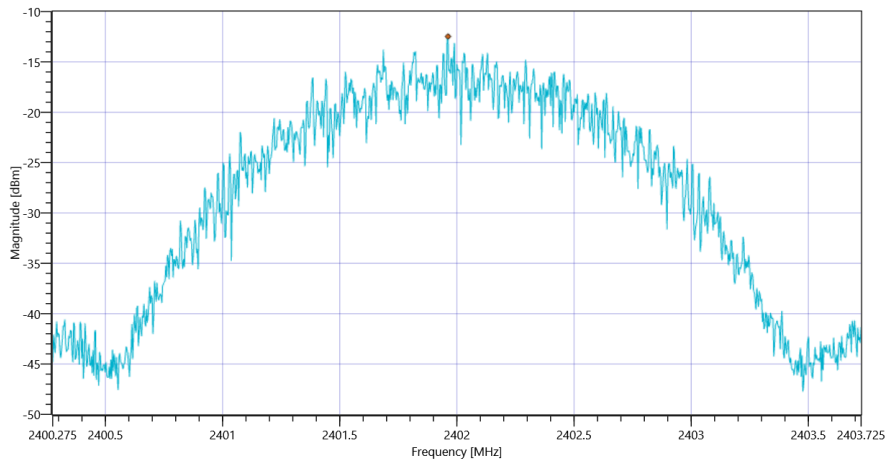
Test Parameter	
Technology to test	BT LE 2 Msps
Antenna Port used	1
Temperature	nom
Voltage	nom
Frequency low to test	True Freq [MHz] 2402
Frequency mid to test	True Freq [MHz] 2440
Frequency high to test	True Freq [MHz] 2480
Auto Control enabled Power Supply Climatic Box	No No
Additional Path Loss [dB]	0.7
Switched Path	EUT - SignalingUnit - SpectrumAnalyzer

Test at TX 2402 MHz

DTM Connection check					
Test Description	Lower Limit	Upper Limit	Measured	Unit	Verdict
Connection result	---	---	---	---	PASS

READ SA SETTINGS:	
RefLevel [dBm] RefLevelOffset [dB] InpAtt [dB]	10.84 10.86 15
Start [MHz] Stop [MHz]	2400.275 2403.725
RBW [MHz] VBW [MHz]	0.003000 0.010000
Detector TraceMode	POS MAXH
Sweep: Time [ms] Count Points per Section Type	1000 20 1001 SWE

RESULT					
Test Description	Lower Limit	Upper Limit	Measured	Unit	Verdict
Max Peak power Density	---	8	-12.47	dBm/3KHz	PASS



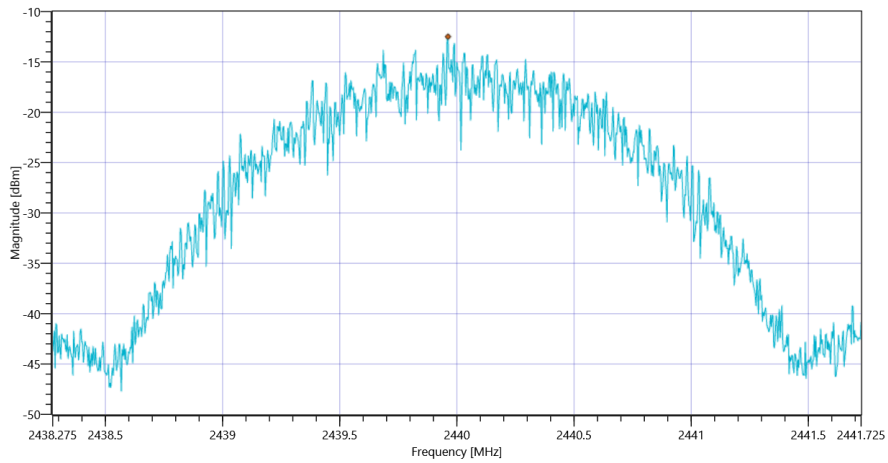
Plot_FCC Part 15.247 Peak Power Spectral Density DTS ~ BT LE 2 Msps_07062021_161426.png

Test at TX 2440 MHz

DTM Connection check					
Test Description	Lower Limit	Upper Limit	Measured	Unit	Verdict
Connection result	---	---	---	---	PASS

READ SA SETTINGS:	
RefLevel [dBm] RefLevelOffset [dB] InpAtt [dB]	10.84 10.94 15
Start [MHz] Stop [MHz]	2438.275 2441.725
RBW [MHz] VBW [MHz]	0.003000 0.010000
Detector TraceMode	POS MAXH
Sweep: Time [ms] Count Points per Section Type	1000 20 1001 SWE

RESULT					
Test Description	Lower Limit	Upper Limit	Measured	Unit	Verdict
Max Peak power Density	---	8	-12.49	dBm/3KHz	PASS



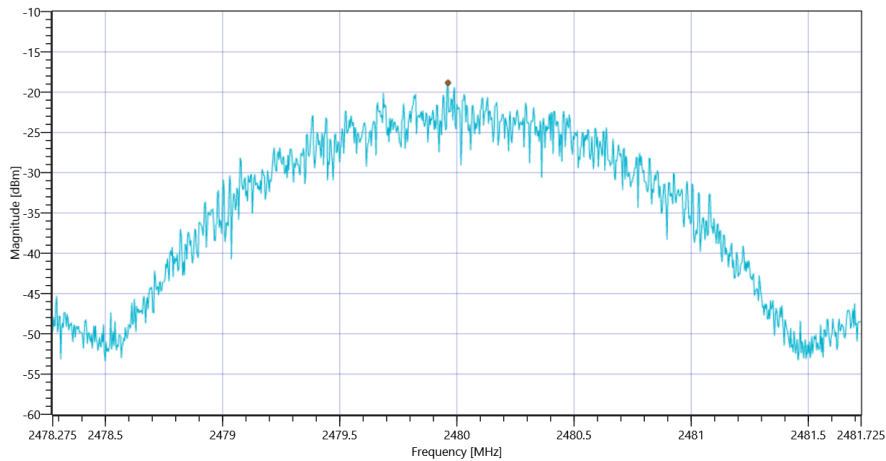
Plot_FCC Part 15.247 Peak Power Spectral Density DTS ~ BT LE 2 Msps_07062021_161510.png

Test at TX 2480 MHz

DTM Connection check					
Test Description	Lower Limit	Upper Limit	Measured	Unit	Verdict
Connection result	---	---	---	---	PASS

READ SA SETTINGS:	
RefLevel [dBm] RefLevelOffset [dB] InpAtt [dB]	4.56 11 10
Start [MHz] Stop [MHz]	2478.275 2481.725
RBW [MHz] VBW [MHz]	0.003000 0.010000
Detector TraceMode	POS MAXH
Sweep: Time [ms] Count Points per Section Type	1000 20 1001 SWE

RESULT					
Test Description	Lower Limit	Upper Limit	Measured	Unit	Verdict
Max Peak power Density	---	8	-18.84	dBm/3KHz	PASS



Plot_FCC Part 15.247 Peak Power Spectral Density DTS ~ BT LE 2 Msps_07062021_161553.png

TEST FINISHED	
General Verdict	PASS

13. FCC Part 15.247 Bandwidth 99PCT-20dB ~ BT LE 1 Msps

Test References	
TC Start	15.06.2021 11:55:41
Ambit Temp [°C] Humidity [rel%]	28.8 37
System Version	3.0.1.3
Test Specification	FCC Part 15.247
Test Method	
TC Version	0.0.2
My Description	FCC 15.247 Bandwidth 99PCT-20dB DTS - BT LE 1 Msps
Add. Information	

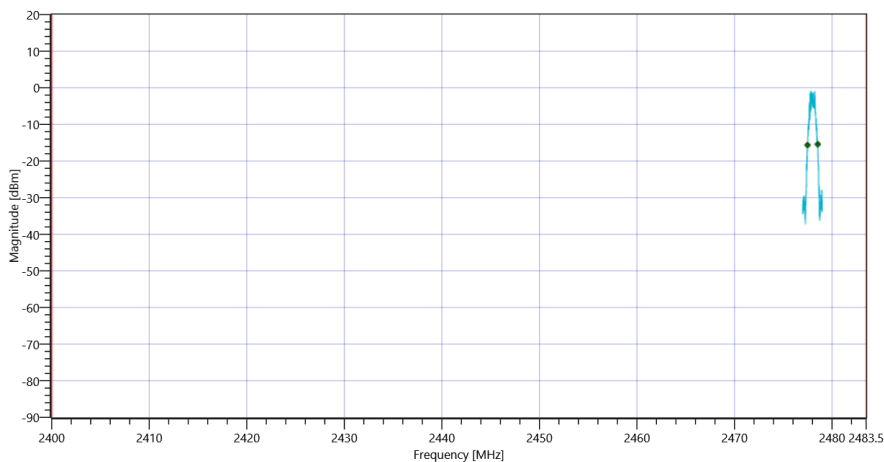
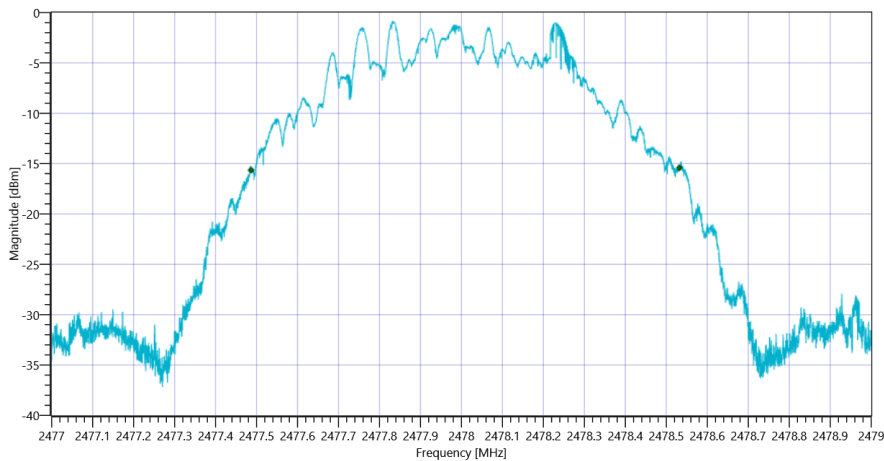
Test Parameter	
Technology to test	BT LE 1 Msps
Antenna Port used	1
Temperature	nom
Voltage	nom
Frequency low to test	False Freq [MHz] 2402
Frequency mid to test	False Freq [MHz] 2440
Frequency high to test	True Freq [MHz] 2478
Auto Control enabled Power Supply Climatic Box	No No
Additional Path Loss [dB]	3.5
Switched Path	EUT - SignalingUnit - SpectrumAnalyzer

Test at TX 2478 MHz

DTM Connection check					
Test Description	Lower Limit	Upper Limit	Measured	Unit	Verdict
Connection result	---	---	---	---	PASS

READ SA SETTINGS:					
RefLevel [dBm] RefLevelOffset [dB] InpAtt [dB]	10.64 13.65 15				
Start [MHz] Stop [MHz]	2477.000 2479.000				
RBW [MHz] VBW [MHz]	0.020000 0.100000				
Detector TraceMode	POS MAXH				
Sweep: Time [ms] Count Points per Section Type	50 200 10001 SWE				

RESULT					
Test Description	Lower Limit	Upper Limit	Measured	Unit	Verdict
Bandwidth 99%	---	---	1045.295	kHz	INFO
T1 99%	2400.000000	---	2477.4865	MHz	PASS
T2 99%	---	2483.500000	2478.5317	MHz	PASS



RESULT					
Test Description	Lower Limit	Upper Limit	Measured	Unit	Verdict
Bandwidth 20dB	---	---	1194	kHz	INFO
T1 20DB	2400.000000	---	2477.3924	MHz	PASS

T2 20dB

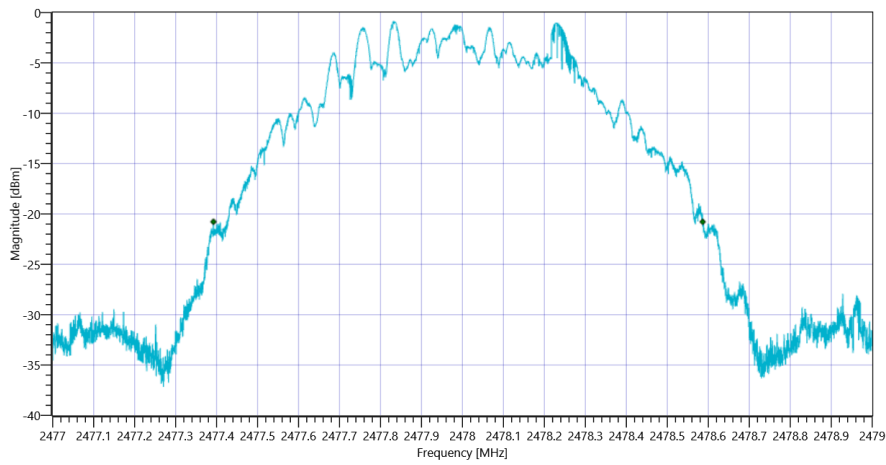
--

2483.50000

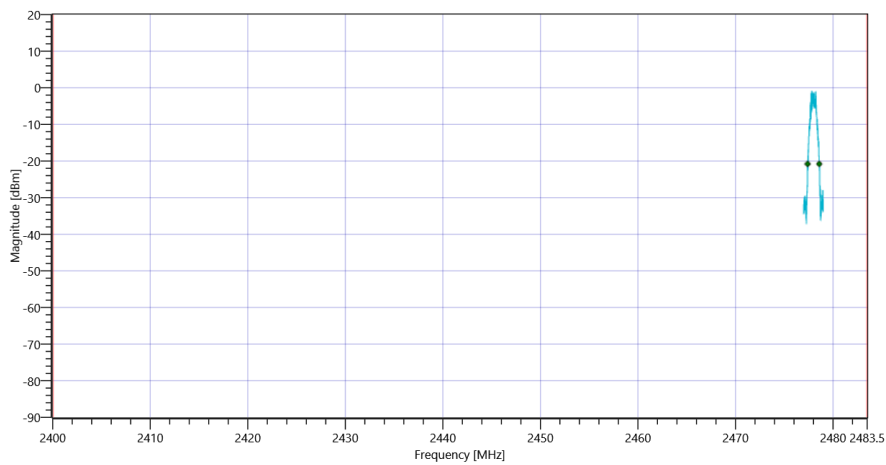
2478.5862

MHz

PASS



Plot_FCC Part 15.247 Bandwidth 99PCT-20dB ~ BT LE 1 Msps 20dB_15062021_115626.png



Plot_FCC Part 15.247 Bandwidth 99PCT-20dB ~ BT LE 1 Msps_15062021_115633.png

TEST FINISHED

General Verdict

PASS

14. FCC Part 15.247 Bandwidth 99PCT-20dB ~ BT LE 2 Msps

Test References	
TC Start	15.06.2021 12:05:52
Ambit Temp [°C] Humidity [rel%]	28.4 37
System Version	3.0.1.3
Test Specification	FCC Part 15.247
Test Method	
TC Version	0.0.2
My Description	FCC 15.247 Bandwidth 99PCT-20dB DTS - BT LE 2 Msps
Add. Information	

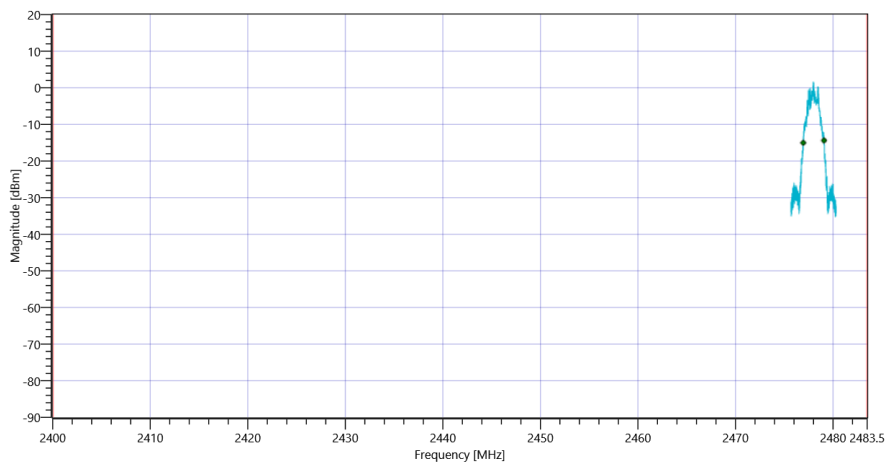
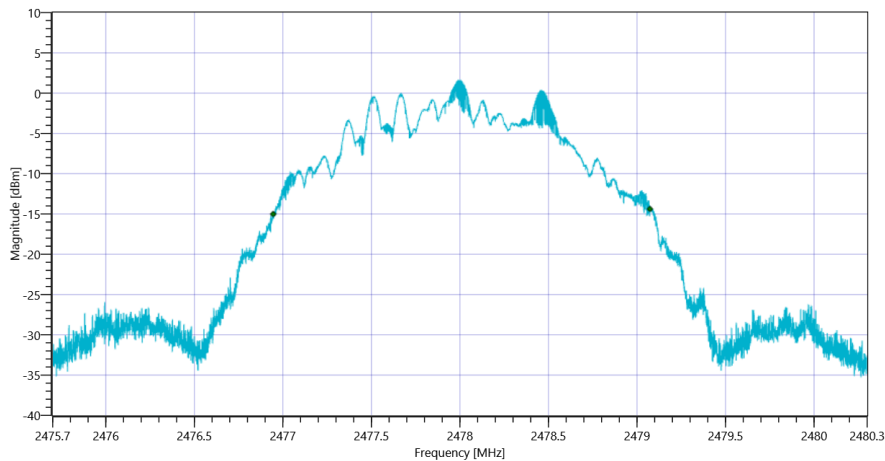
Test Parameter	
Technology to test	BT LE 2 Msps
Antenna Port used	1
Temperature	nom
Voltage	nom
Frequency low to test	False Freq [MHz] 2402
Frequency mid to test	False Freq [MHz] 2440
Frequency high to test	True Freq [MHz] 2478
Auto Control enabled Power Supply Climatic Box	No No
Additional Path Loss [dB]	3.5
Switched Path	EUT - SignalingUnit - SpectrumAnalyzer

Test at TX 2478 MHz

DTM Connection check					
Test Description	Lower Limit	Upper Limit	Measured	Unit	Verdict
Connection result	---	---	---	---	PASS

READ SA SETTINGS:					
RefLevel [dBm] RefLevelOffset [dB] InpAtt [dB]	10.43 13.65 15				
Start [MHz] Stop [MHz]	2475.700 2480.300				
RBW [MHz] VBW [MHz]	0.050000 0.200000				
Detector TraceMode	POS MAXH				
Sweep: Time [ms] Count Points per Section Type	50 200 10001 SWE				

RESULT					
Test Description	Lower Limit	Upper Limit	Measured	Unit	Verdict
Bandwidth 99%	---	---	2127.747	kHz	INFO
T1 99%	2400.000000	---	2476.9453	MHz	PASS
T2 99%	---	2483.500000	2479.0731	MHz	PASS



RESULT					
Test Description	Lower Limit	Upper Limit	Measured	Unit	Verdict
Bandwidth 20dB	---	---	2308	kHz	INFO
T1 20DB	2400.000000	---	2476.8546	MHz	PASS

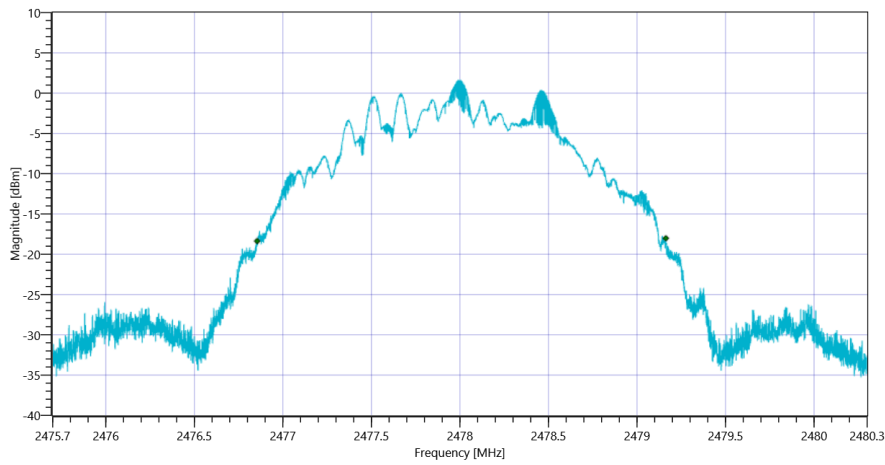
T2 20dB

2483.50000

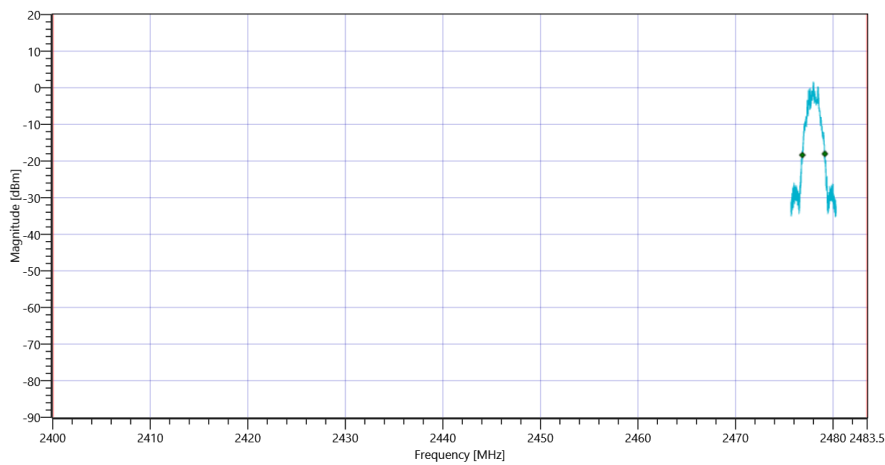
2479.1629

MHz

PASS



Plot_FCC Part 15.247 Bandwidth 99PCT-20dB ~ BT LE 2 Msps 20dB_15062021_120638.png



Plot_FCC Part 15.247 Bandwidth 99PCT-20dB ~ BT LE 2 Msps_15062021_120644.png

TEST FINISHED

General Verdict

PASS

15. FCC Part 15.247 Bandwidth 99PCT-20dB ~ BT LE 1 Msps

Test References	
TC Start	07.06.2021 15:48:15
Ambit Temp [°C] Humidity [rel%]	26.5 38
System Version	3.0.1.2
Test Specification	FCC Part 15.247
Test Method	
TC Version	0.0.2
My Description	FCC 15.247 Bandwidth 99PCT-20dB DTS - BT LE 1 Msps
Add. Information	

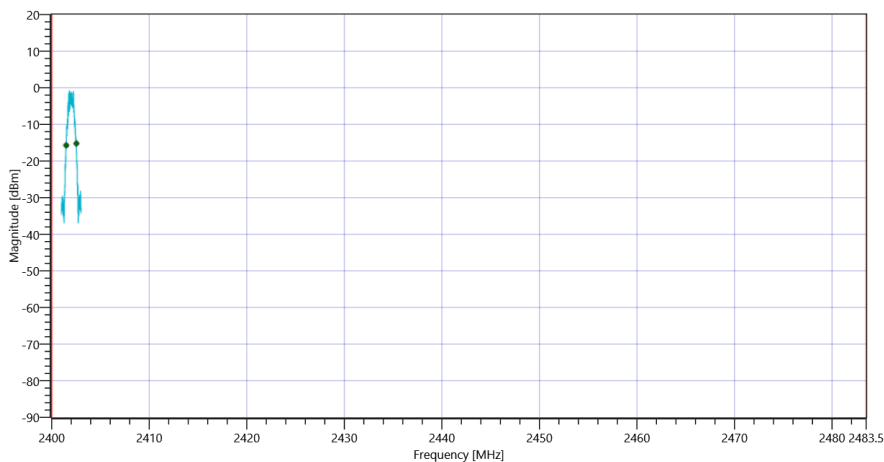
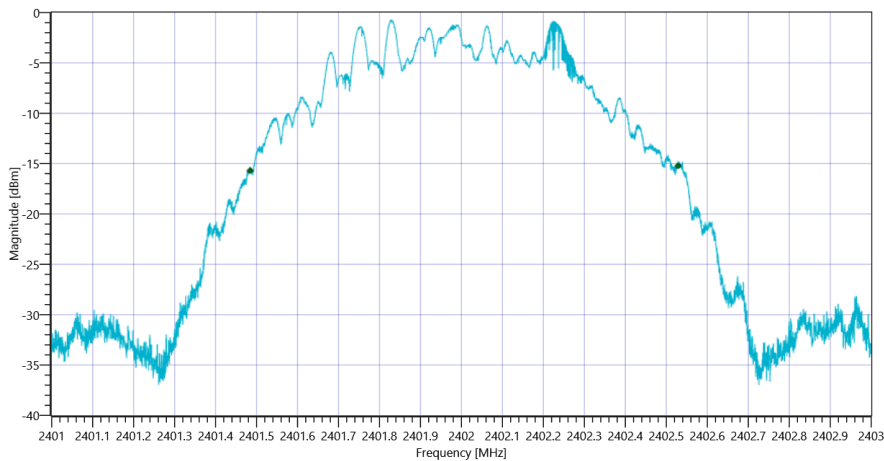
Test Parameter	
Technology to test	BT LE 1 Msps
Antenna Port used	1
Temperature	nom
Voltage	nom
Frequency low to test	True Freq [MHz] 2402
Frequency mid to test	True Freq [MHz] 2440
Frequency high to test	True Freq [MHz] 2480
Auto Control enabled Power Supply Climatic Box	No No
Additional Path Loss [dB]	0.7
Switched Path	EUT - SignalingUnit - SpectrumAnalyzer

Test at TX 2402 MHz

DTM Connection check					
Test Description	Lower Limit	Upper Limit	Measured	Unit	Verdict
Connection result	---	---	---	---	PASS

READ SA SETTINGS:					
RefLevel [dBm] RefLevelOffset [dB] InpAtt [dB]			10.80 10.86 15		
Start [MHz] Stop [MHz]			2401.000 2403.000		
RBW [MHz] VBW [MHz]			0.020000 0.100000		
Detector TraceMode			POS MAXH		
Sweep: Time [ms] Count Points per Section Type			50 200 10001 SWE		

RESULT					
Test Description	Lower Limit	Upper Limit	Measured	Unit	Verdict
Bandwidth 99%	---	---	1044.496	kHz	INFO
T1 99%	2400.000000	---	2401.4841	MHz	PASS
T2 99%	---	2483.500000	2402.5285	MHz	PASS



RESULT					
Test Description	Lower Limit	Upper Limit	Measured	Unit	Verdict
Bandwidth 20dB	---	---	1164	kHz	INFO
T1 20DB	2400.000000	---	2401.4214	MHz	PASS

T2 20dB

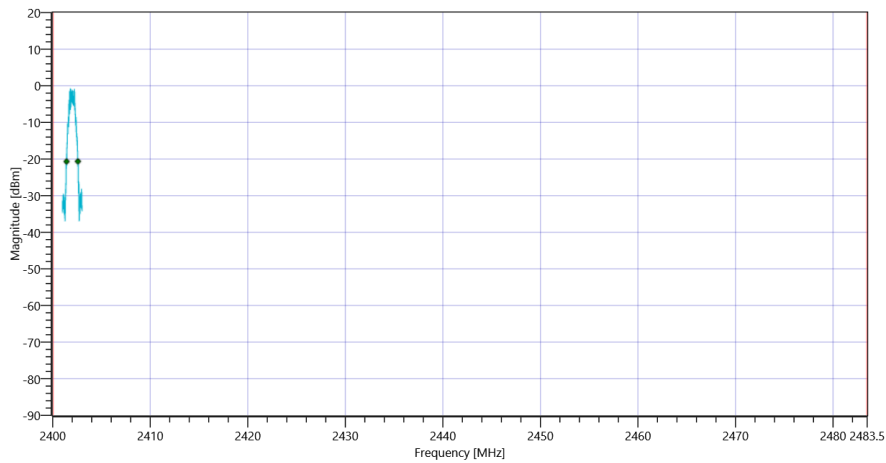
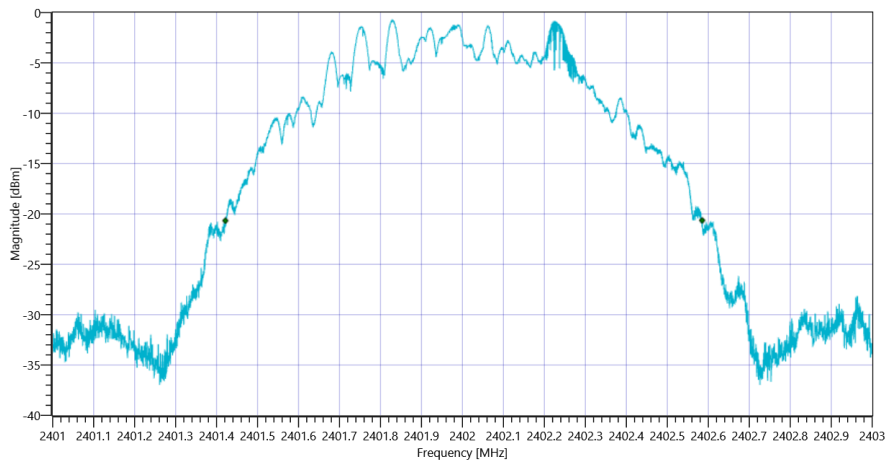
--

2483.50000

2402.5850

MHz

PASS

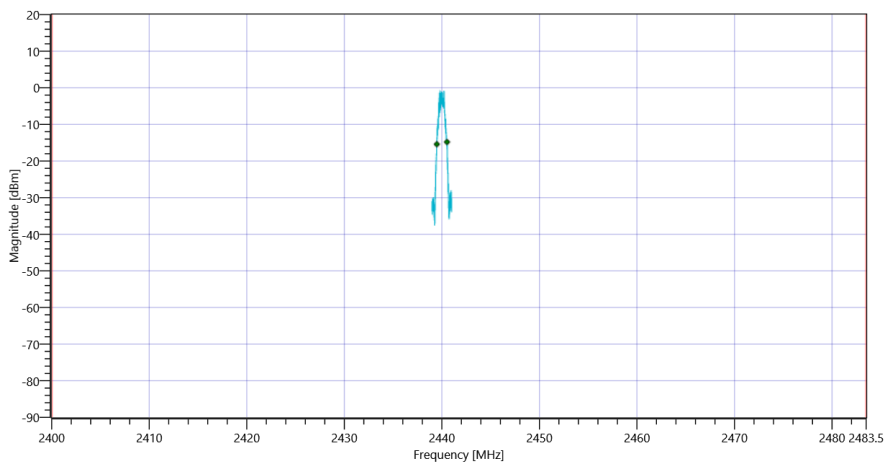
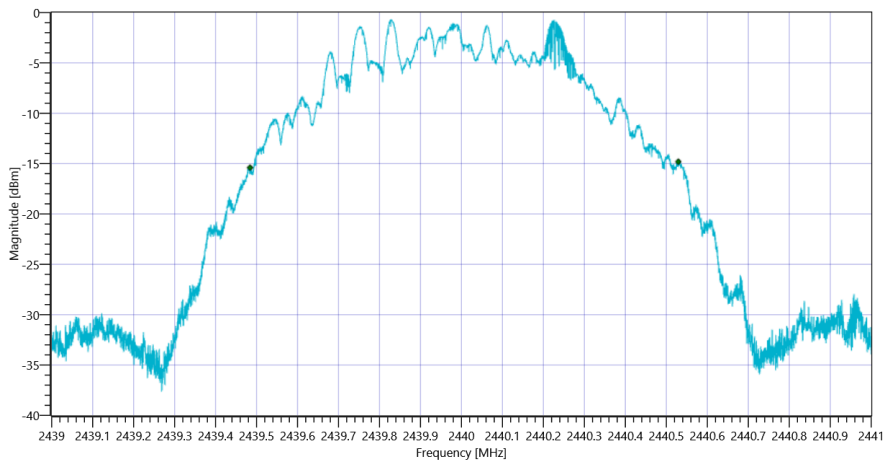


Test at TX 2440 MHz

DTM Connection check					
Test Description	Lower Limit	Upper Limit	Measured	Unit	Verdict
Connection result	---	---	---	---	PASS

READ SA SETTINGS:					
RefLevel [dBm] RefLevelOffset [dB] InpAtt [dB]			10.79 10.94 15		
Start [MHz] Stop [MHz]			2439.000 2441.000		
RBW [MHz] VBW [MHz]			0.020000 0.100000		
Detector TraceMode			POS MAXH		
Sweep: Time [ms] Count Points per Section Type			50 200 10001 SWE		

RESULT					
Test Description	Lower Limit	Upper Limit	Measured	Unit	Verdict
Bandwidth 99%	---	---	1045.095	kHz	INFO
T1 99%	2400.000000	---	2439.4841	MHz	PASS
T2 99%	---	2483.500000	2440.5291	MHz	PASS



RESULT					
Test Description	Lower Limit	Upper Limit	Measured	Unit	Verdict
Bandwidth 20dB	---	---	1189	kHz	INFO
T1 20DB	2400.000000	---	2439.4214	MHz	PASS

T2 20dB

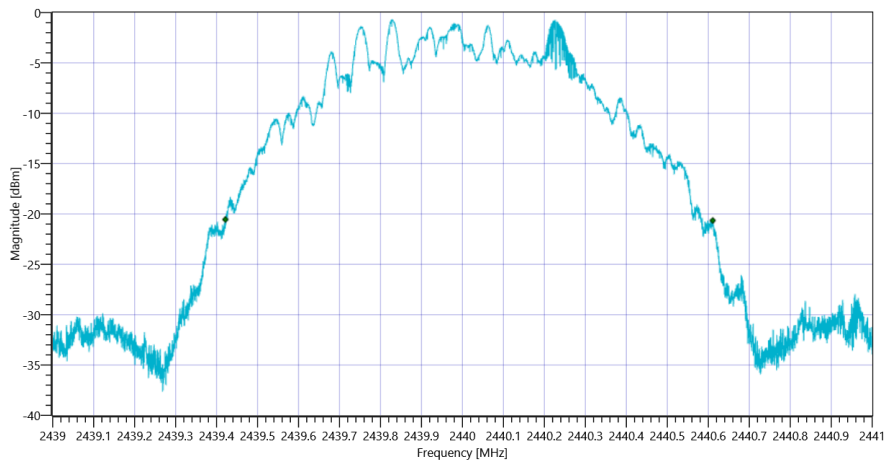
--

2483.50000

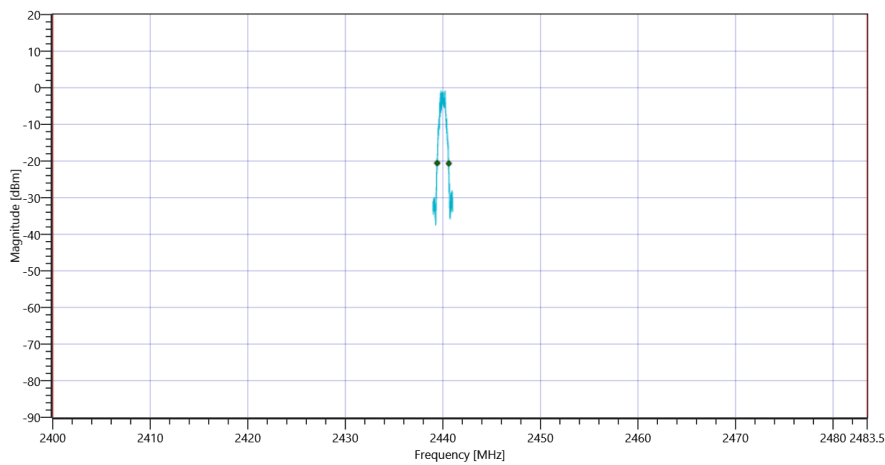
2440.6108

MHz

PASS



Plot_FCC Part 15.247 Bandwidth 99PCT-20dB ~ BT LE 1 Msps 20dB_07062021_154956.png



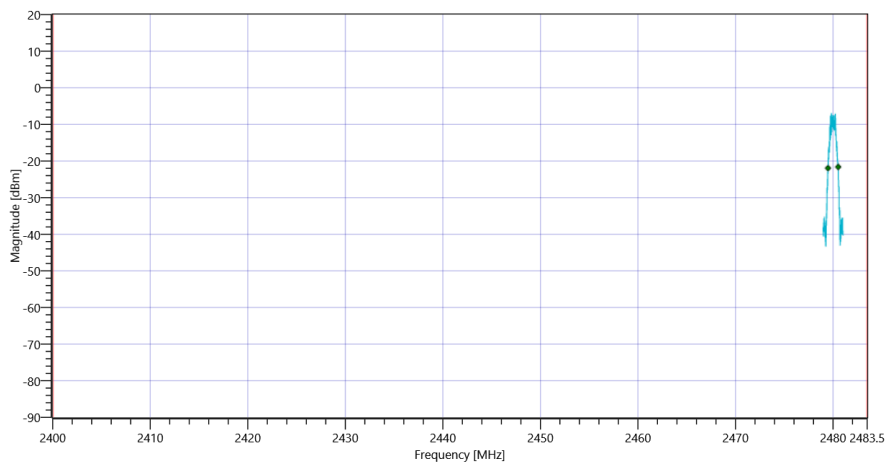
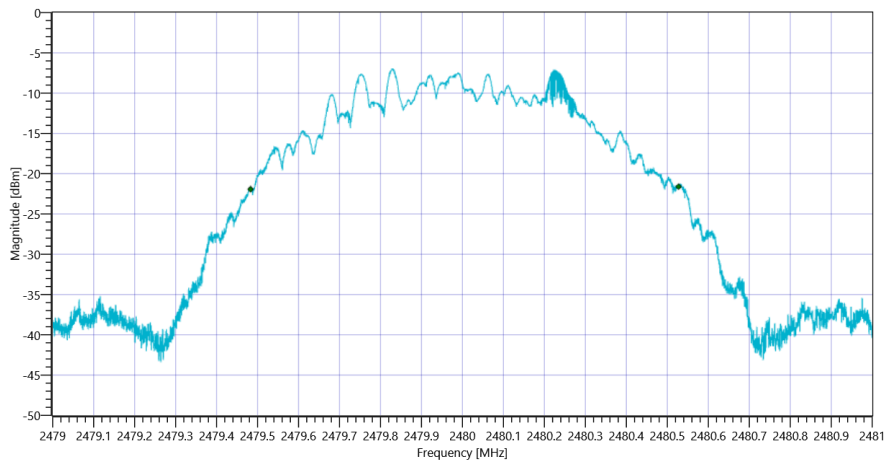
Plot_FCC Part 15.247 Bandwidth 99PCT-20dB ~ BT LE 1 Msps_07062021_155003.png

Test at TX 2480 MHz

DTM Connection check					
Test Description	Lower Limit	Upper Limit	Measured	Unit	Verdict
Connection result	---	---	---	---	PASS

READ SA SETTINGS:	
RefLevel [dBm] RefLevelOffset [dB] InpAtt [dB]	4.43 11 10
Start [MHz] Stop [MHz]	2479.000 2481.000
RBW [MHz] VBW [MHz]	0.020000 0.100000
Detector TraceMode	POS MAXH
Sweep: Time [ms] Count Points per Section Type	50 200 10001 SWE

RESULT					
Test Description	Lower Limit	Upper Limit	Measured	Unit	Verdict
Bandwidth 99%	---	---	1044.496	kHz	INFO
T1 99%	2400.000000	---	2479.4829	MHz	PASS
T2 99%	---	2483.500000	2480.5273	MHz	PASS



RESULT					
Test Description	Lower Limit	Upper Limit	Measured	Unit	Verdict
Bandwidth 20dB	---	---	1164	kHz	INFO
T1 20DB	2400.000000	---	2479.4190	MHz	PASS

T2 20dB

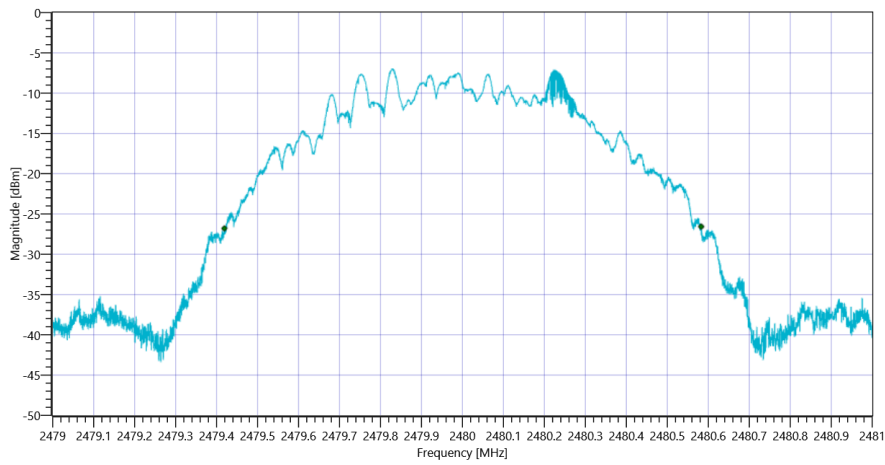
--

2483.50000

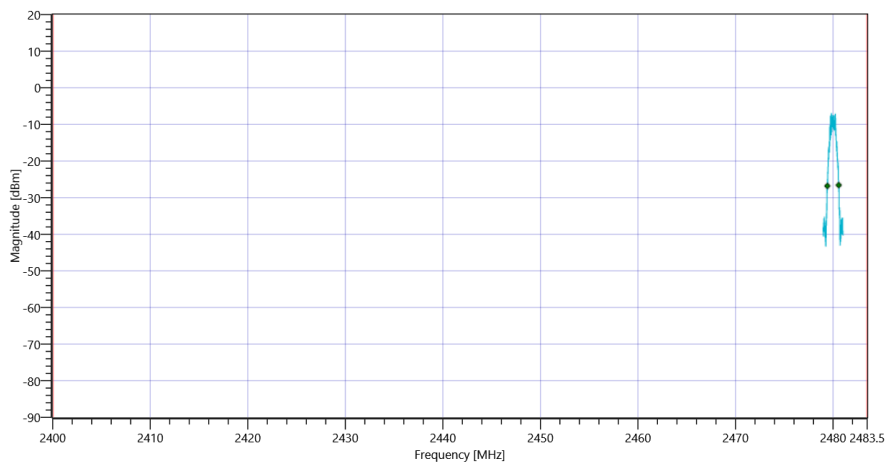
2480.5826

MHz

PASS



Plot_FCC Part 15.247 Bandwidth 99PCT-20dB ~ BT LE 1 Msps 20dB_07062021_155053.png



Plot_FCC Part 15.247 Bandwidth 99PCT-20dB ~ BT LE 1 Msps_07062021_155100.png

TEST FINISHED

General Verdict

PASS

16. FCC Part 15.247 Bandwidth 99PCT-20dB ~ BT LE 2 Msps

Test References	
TC Start	07.06.2021 16:15:59
Ambit Temp [°C] Humidity [rel%]	26.4 38
System Version	3.0.1.2
Test Specification	FCC Part 15.247
Test Method	
TC Version	0.0.2
My Description	FCC 15.247 Bandwidth 99PCT-20dB DTS - BT LE 2 Msps
Add. Information	

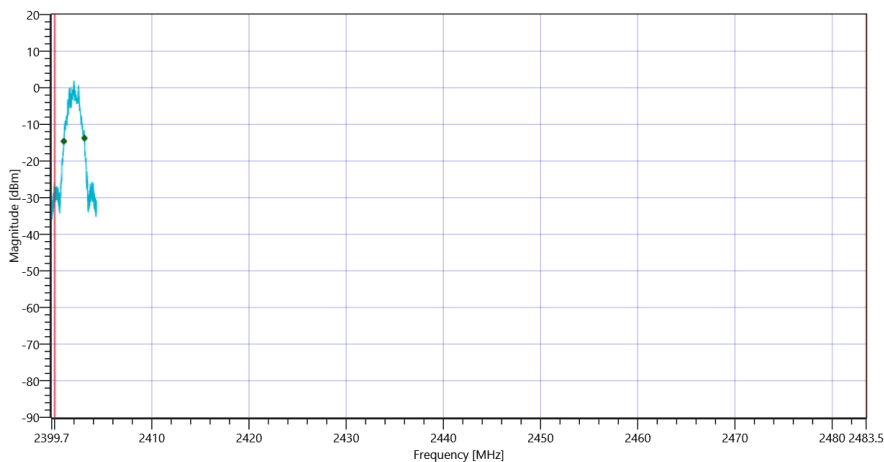
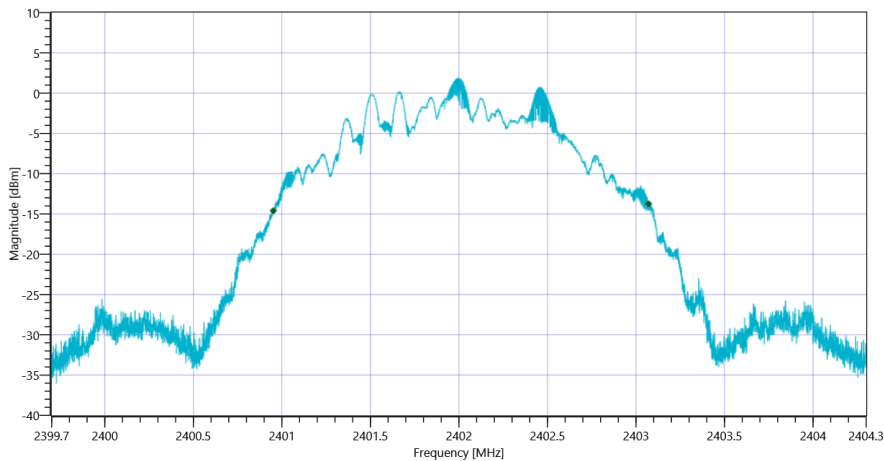
Test Parameter	
Technology to test	BT LE 2 Msps
Antenna Port used	1
Temperature	nom
Voltage	nom
Frequency low to test	True Freq [MHz] 2402
Frequency mid to test	True Freq [MHz] 2440
Frequency high to test	True Freq [MHz] 2480
Auto Control enabled Power Supply Climatic Box	No No
Additional Path Loss [dB]	0.7
Switched Path	EUT - SignalingUnit - SpectrumAnalyzer

Test at TX 2402 MHz

DTM Connection check					
Test Description	Lower Limit	Upper Limit	Measured	Unit	Verdict
Connection result	---	---	---	---	PASS

READ SA SETTINGS:	
RefLevel [dBm] RefLevelOffset [dB] InpAtt [dB]	10.83 10.86 15
Start [MHz] Stop [MHz]	2399.700 2404.300
RBW [MHz] VBW [MHz]	0.050000 0.200000
Detector TraceMode	POS MAXH
Sweep: Time [ms] Count Points per Section Type	50 200 10001 SWE

RESULT					
Test Description	Lower Limit	Upper Limit	Measured	Unit	Verdict
Bandwidth 99%	---	---	2119.928	kHz	INFO
T1 99%	2400.000000	---	2400.9513	MHz	PASS
T2 99%	---	2483.500000	2403.0712	MHz	PASS



RESULT					
Test Description	Lower Limit	Upper Limit	Measured	Unit	Verdict
Bandwidth 20dB	---	---	2301	kHz	INFO
T1 20DB	2400.000000	---	2400.8564	MHz	PASS

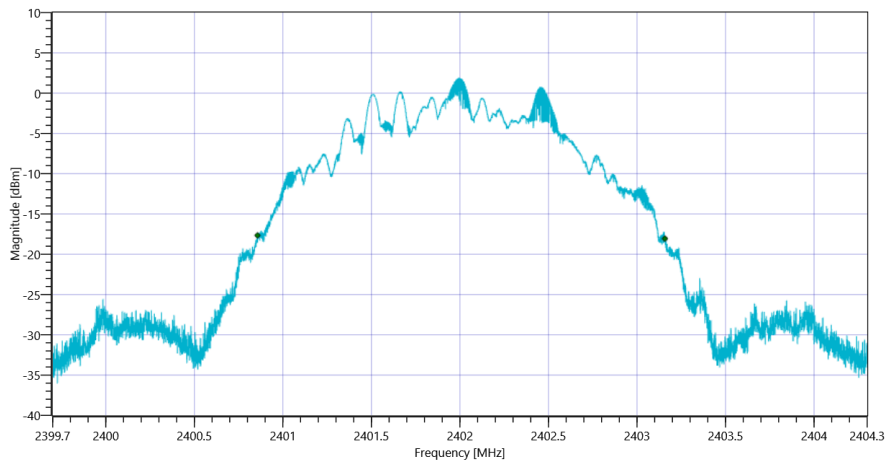
T2 20dB

2483.50000

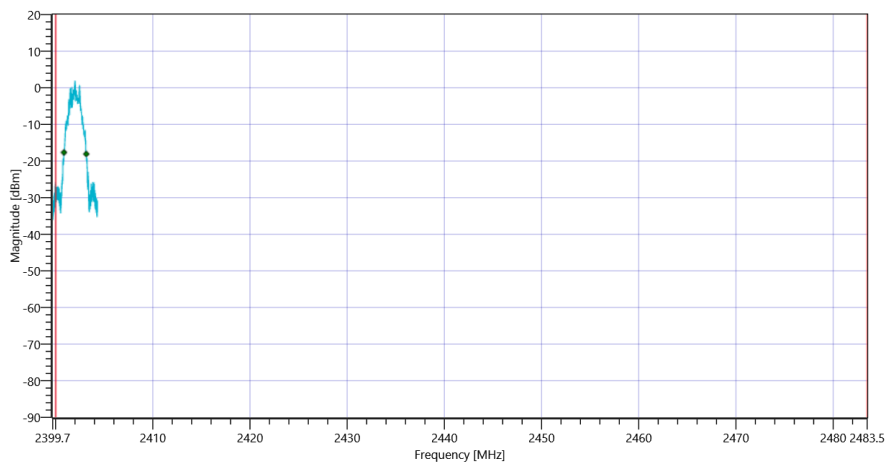
2403.1574

MHz

PASS



Plot_FCC Part 15.247 Bandwidth 99PCT-20dB ~ BT LE 2 Msps 20dB_07062021_161644.png



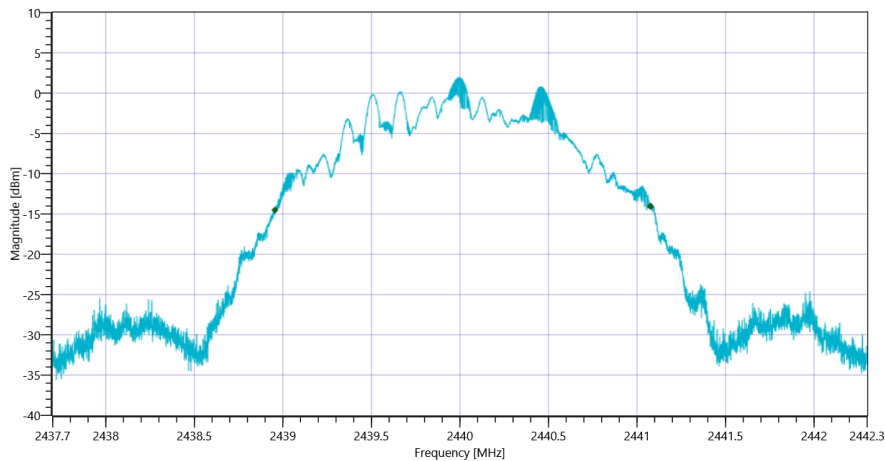
Plot_FCC Part 15.247 Bandwidth 99PCT-20dB ~ BT LE 2 Msps_07062021_161651.png

Test at TX 2440 MHz

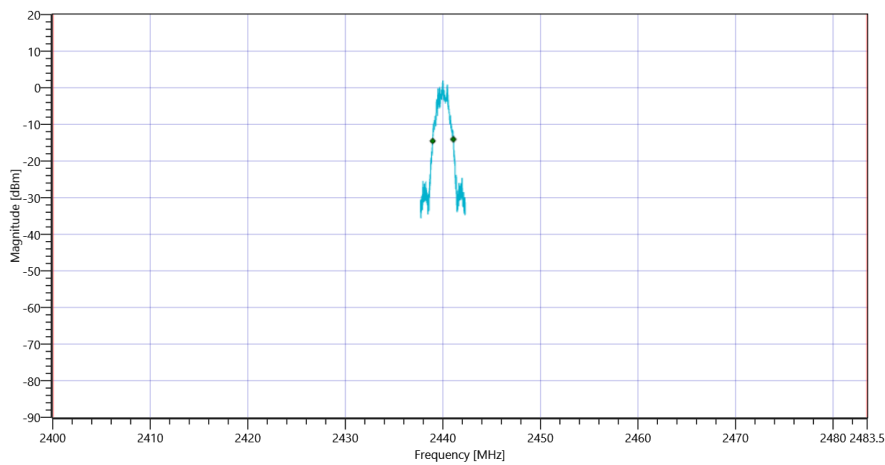
DTM Connection check					
Test Description	Lower Limit	Upper Limit	Measured	Unit	Verdict
Connection result	---	---	---	---	PASS

READ SA SETTINGS:					
RefLevel [dBm] RefLevelOffset [dB] InpAtt [dB]	10.85 10.94 15				
Start [MHz] Stop [MHz]	2437.700 2442.300				
RBW [MHz] VBW [MHz]	0.050000 0.200000				
Detector TraceMode	POS MAXH				
Sweep: Time [ms] Count Points per Section Type	50 200 10001 SWE				

RESULT					
Test Description	Lower Limit	Upper Limit	Measured	Unit	Verdict
Bandwidth 99%	---	---	2120.388	kHz	INFO
T1 99%	2400.000000	---	2438.9550	MHz	PASS
T2 99%	---	2483.500000	2441.0754	MHz	PASS



Plot_FCC Part 15.247 Bandwidth 99PCT-20dB ~ BT LE 2 Msps 99PCT_07062021_161726.png



Plot_FCC Part 15.247 Bandwidth 99PCT-20dB ~ BT LE 2 Msps_07062021_161733.png

RESULT					
Test Description	Lower Limit	Upper Limit	Measured	Unit	Verdict
Bandwidth 20dB	---	---	2303	kHz	INFO
T1 20DB	2400.000000	---	2438.8569	MHz	PASS

T2 20dB

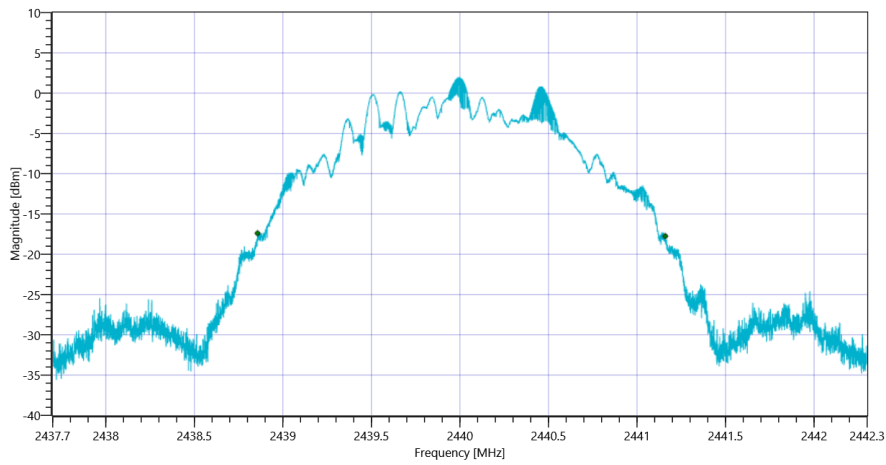
--

2483.50000

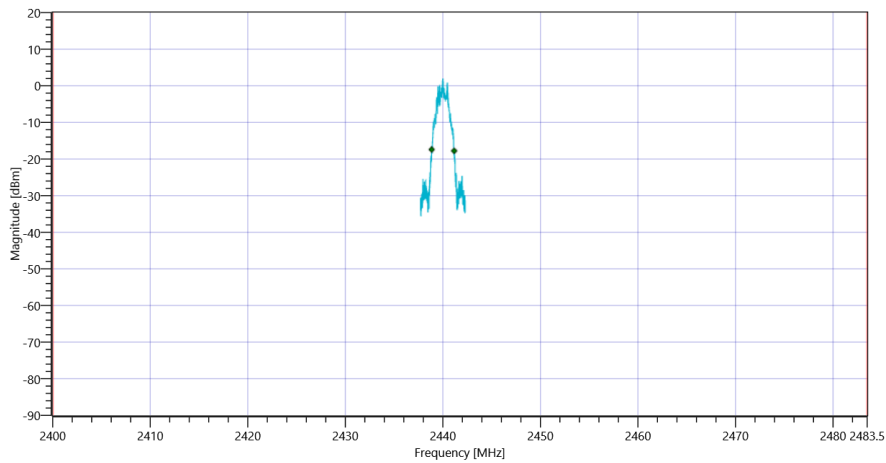
2441.1597

MHz

PASS



Plot_FCC Part 15.247 Bandwidth 99PCT-20dB ~ BT LE 2 Msps 20dB_07062021_161741.png



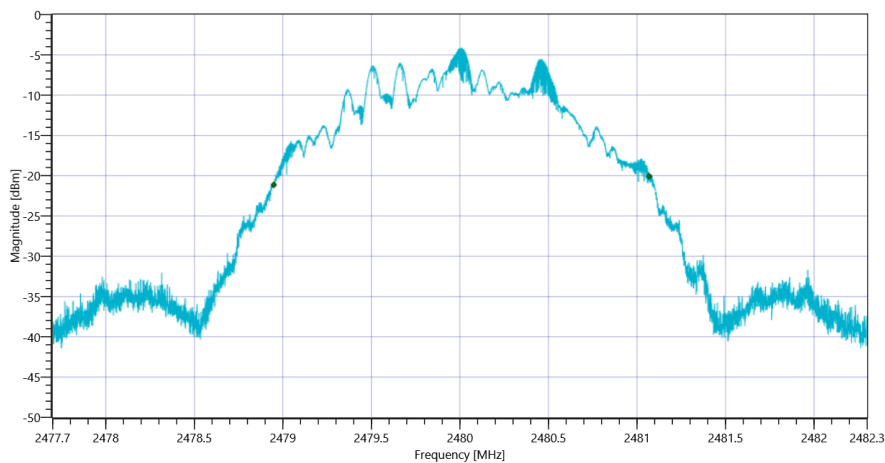
Plot_FCC Part 15.247 Bandwidth 99PCT-20dB ~ BT LE 2 Msps_07062021_161748.png

Test at TX 2480 MHz

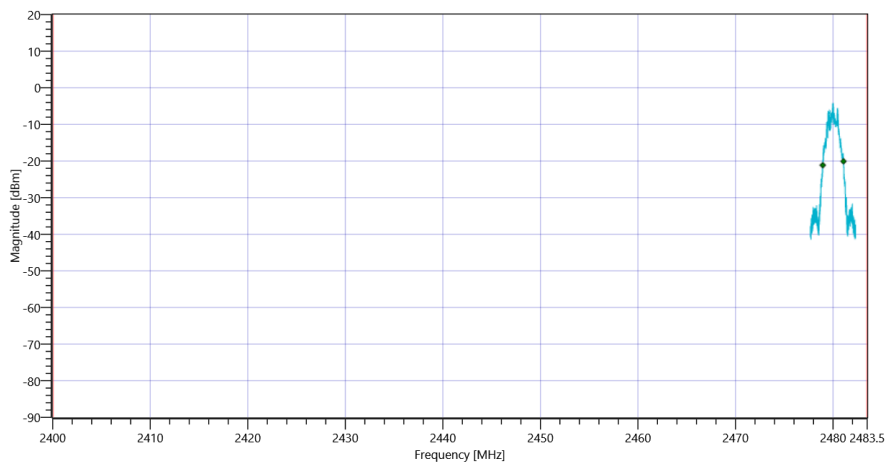
DTM Connection check					
Test Description	Lower Limit	Upper Limit	Measured	Unit	Verdict
Connection result	---	---	---	---	PASS

READ SA SETTINGS:					
RefLevel [dBm] RefLevelOffset [dB] InpAtt [dB]			4.46 11 10		
Start [MHz] Stop [MHz]			2477.700 2482.300		
RBW [MHz] VBW [MHz]			0.050000 0.200000		
Detector TraceMode			POS MAXH		
Sweep: Time [ms] Count Points per Section Type			50 200 10001 SWE		

RESULT					
Test Description	Lower Limit	Upper Limit	Measured	Unit	Verdict
Bandwidth 99%	---	---	2119.928	kHz	INFO
T1 99%	2400.000000	---	2478.9485	MHz	PASS
T2 99%	---	2483.500000	2481.0685	MHz	PASS



Plot_FCC Part 15.247 Bandwidth 99PCT-20dB ~ BT LE 2 Msps 99PCT_07062021_161823.png



Plot_FCC Part 15.247 Bandwidth 99PCT-20dB ~ BT LE 2 Msps_07062021_161830.png

RESULT					
Test Description	Lower Limit	Upper Limit	Measured	Unit	Verdict
Bandwidth 20dB	---	---	2303	kHz	INFO
T1 20DB	2400.000000	---	2478.8495	MHz	PASS

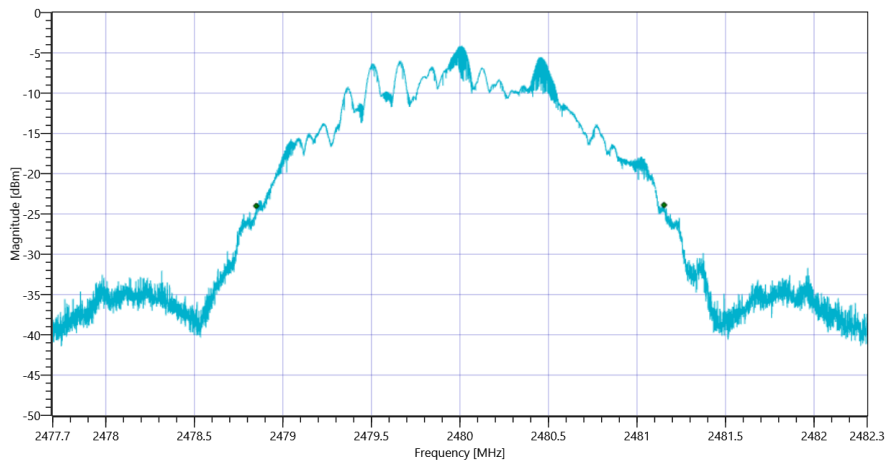
T2 20dB

2483.50000

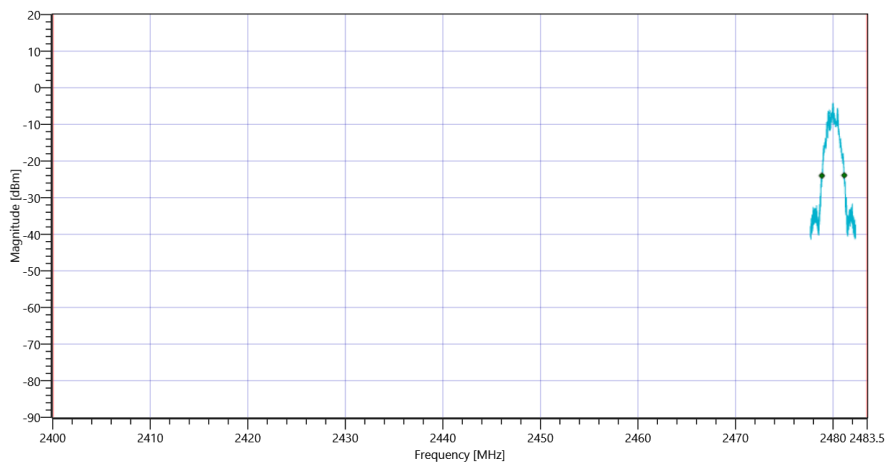
2481.1528

MHz

PASS



Plot_FCC Part 15.247 Bandwidth 99PCT-20dB ~ BT LE 2 Msps 20dB_07062021_161838.png



Plot_FCC Part 15.247 Bandwidth 99PCT-20dB ~ BT LE 2 Msps_07062021_161845.png

TEST FINISHED

General Verdict

PASS

17. FCC Part 15.247 TX Spurious Conducted ~ BT LE 1 Msps

Test References	
TC Start	15.06.2021 11:56:38
Ambit Temp [°C] Humidity [rel%]	28.7 37
System Version	3.0.1.3
Test Specification	FCC Part 15.247
Test Method	IF DTS then 8.5 DTS emissions in non-restricted frequency bands: Subclause 11.11 of ANSI C63.10 is applicable.
TC Version	0.0.1
My Description	FCC 15.247 TX Emissions Conducted DTS - BT LE 1 Msps
Add. Information	

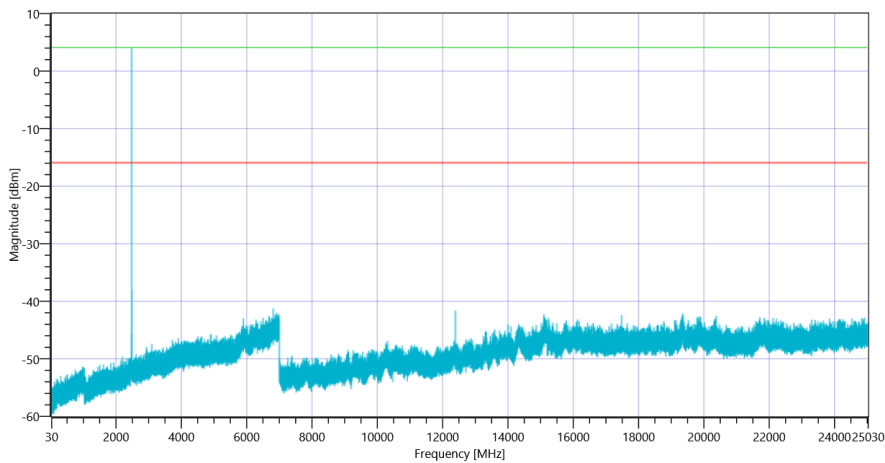
Test Parameter	
Technology to test	BT LE 1 Msps
Antenna Port used	1
Temperature	nom
Voltage	nom
Frequency low to test	False Freq [MHz] 2402
Frequency mid to test	False Freq [MHz] 2440
Frequency high to test	True Freq [MHz] 2478
Auto Control enabled Power Supply Climatic Box	No No
Additional Path Loss [dB]	3.5
Switched Path	EUT - SignalingUnit - SpectrumAnalyzer

Test at TX 2478 MHz

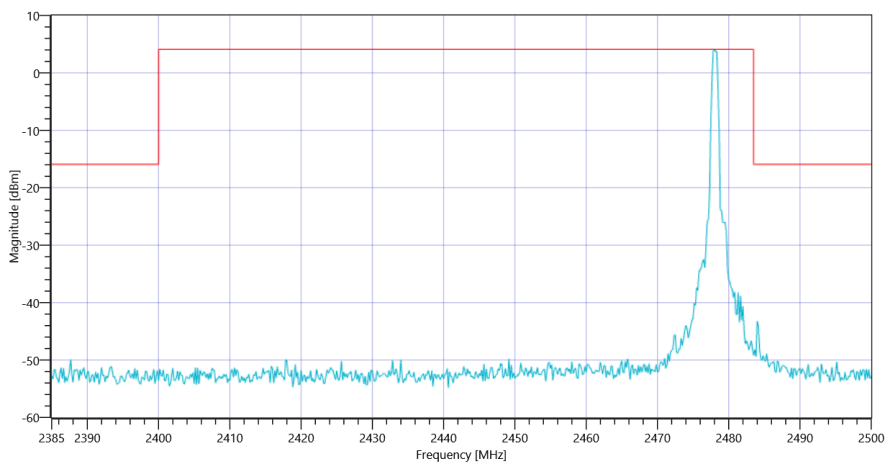
DTM Connection check					
Test Description	Lower Limit	Upper Limit	Measured	Unit	Verdict
Connection result	---	---	---	---	PASS

READ SA SETTINGS:	
RefLevel [dBm] RefLevelOffset [dB] InpAtt [dB]	5.47 0 25
Start [MHz] Stop [MHz]	24530.000 25030.000
RBW [MHz] VBW [MHz]	0.100000 0.300000
Detector TraceMode	POS MAXH
Sweep: Time [ms] Count Points per Section Type	500 8 3001 SWE

RESULT					
Test Description	Lower Limit	Upper Limit	Measured	Unit	Verdict
Reference @ 2478.00 MHz	---	---	4.08	dBm	INFO
No peaks detected	---	---			PASS
Lowest margin to limit 6811.667 MHz	0	---	25.35	dB	INFO



Plot_FCC Part 15.247 TX Spurious Conducted ~ BT LE 1 Msps 2478_15062021_120217.png



Plot_FCC Part 15.247 TX Spurious Conducted ~ BT LE 1 Msps 2478_15062021_120222.png

TEST FINISHED	
General Verdict	PASS

18. FCC Part 15.247 TX Spurious Conducted ~ BT LE 2 Msps

Test References	
TC Start	15.06.2021 12:06:49
Ambit Temp [°C] Humidity [rel%]	28.4 38
System Version	3.0.1.3
Test Specification	FCC Part 15.247
Test Method	IF DTS then 8.5 DTS emissions in non-restricted frequency bands: Subclause 11.11 of ANSI C63.10 is applicable.
TC Version	0.0.1
My Description	FCC 15.247 TX Emissions Conducted DTS - BT LE 2 Msps
Add. Information	

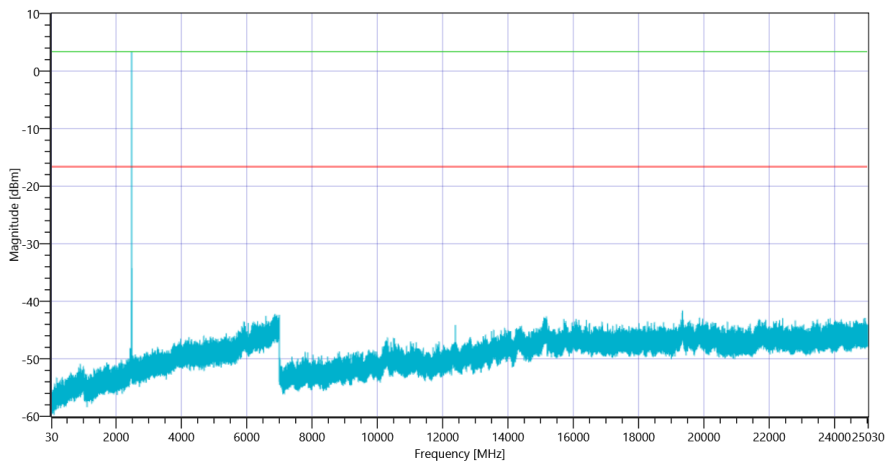
Test Parameter	
Technology to test	BT LE 2 Msps
Antenna Port used	1
Temperature	nom
Voltage	nom
Frequency low to test	False Freq [MHz] 2402
Frequency mid to test	False Freq [MHz] 2440
Frequency high to test	True Freq [MHz] 2478
Auto Control enabled Power Supply Climatic Box	No No
Additional Path Loss [dB]	3.5
Switched Path	EUT - SignalingUnit - SpectrumAnalyzer

Test at TX 2478 MHz

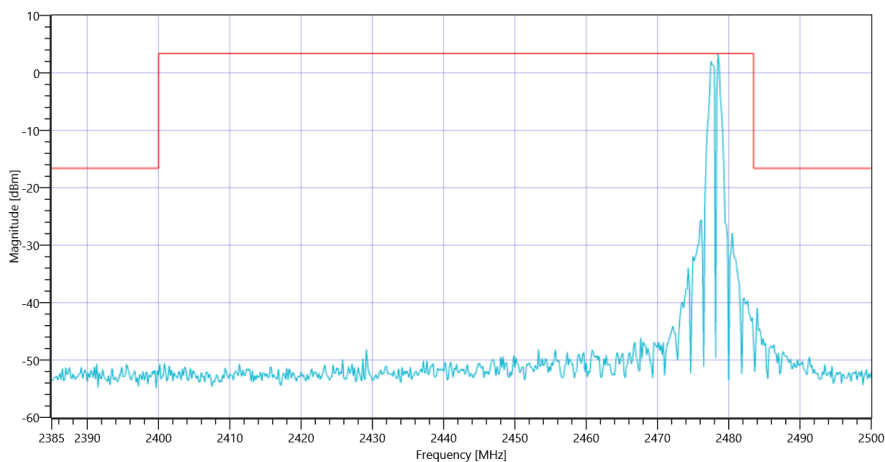
DTM Connection check					
Test Description	Lower Limit	Upper Limit	Measured	Unit	Verdict
Connection result	---	---	---	---	PASS

READ SA SETTINGS:	
RefLevel [dBm] RefLevelOffset [dB] InpAtt [dB]	5.39 0 25
Start [MHz] Stop [MHz]	24530.000 25030.000
RBW [MHz] VBW [MHz]	0.100000 0.300000
Detector TraceMode	POS MAXH
Sweep: Time [ms] Count Points per Section Type	500 8 3001 SWE

RESULT					
Test Description	Lower Limit	Upper Limit	Measured	Unit	Verdict
Reference @ 2478.50 MHz	---	---	3.39	dBm	INFO
No peaks detected	---	---			PASS
Lowest margin to limit 2484 MHz	0	---	24.32	dB	INFO



Plot_FCC Part 15.247 TX Spurious Conducted ~ BT LE 2 Msps 2478_15062021_121228.png



Plot_FCC Part 15.247 TX Spurious Conducted ~ BT LE 2 Msps 2478_15062021_121234.png

TEST FINISHED	
General Verdict	PASS

19. FCC Part 15.247 TX Spurious Conducted ~ BT LE 1 Msps

Test References	
TC Start	07.06.2021 15:51:06
Ambit Temp [°C] Humidity [rel%]	26.4 39
System Version	3.0.1.2
Test Specification	FCC Part 15.247
Test Method	IF DTS then 8.5 DTS emissions in non-restricted frequency bands: Subclause 11.11 of ANSI C63.10 is applicable.
TC Version	0.0.1
My Description	FCC 15.247 TX Emissions Conducted DTS - BT LE 1 Msps
Add. Information	

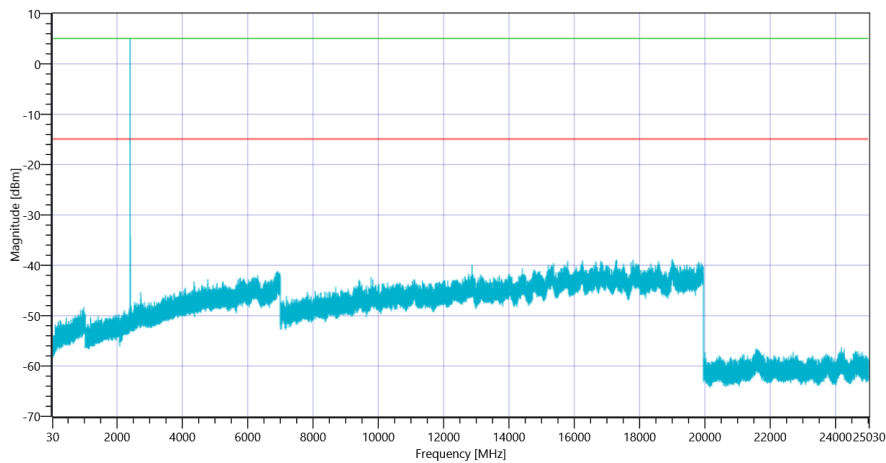
Test Parameter	
Technology to test	BT LE 1 Msps
Antenna Port used	1
Temperature	nom
Voltage	nom
Frequency low to test	True Freq [MHz] 2402
Frequency mid to test	True Freq [MHz] 2440
Frequency high to test	True Freq [MHz] 2480
Auto Control enabled Power Supply Climatic Box	No No
Additional Path Loss [dB]	0.7
Switched Path	EUT - SignalingUnit - SpectrumAnalyzer

Test at TX 2402 MHz

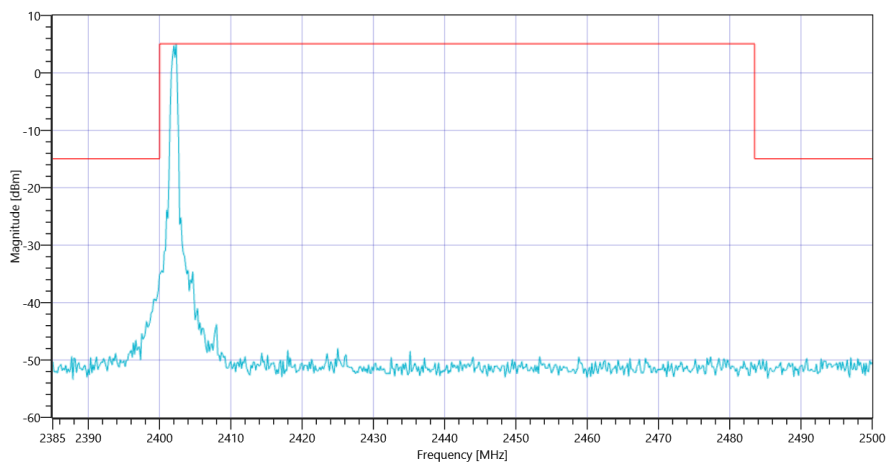
DTM Connection check					
Test Description	Lower Limit	Upper Limit	Measured	Unit	Verdict
Connection result	---	---	---	---	PASS

READ SA SETTINGS:	
RefLevel [dBm] RefLevelOffset [dB] InpAtt [dB]	5.81 0 25
Start [MHz] Stop [MHz]	24530.000 25030.000
RBW [MHz] VBW [MHz]	0.100000 0.300000
Detector TraceMode	POS MAXH
Sweep: Time [ms] Count Points per Section Type	500 8 3001 SWE

RESULT					
Test Description	Lower Limit	Upper Limit	Measured	Unit	Verdict
Reference @ 2402.33 MHz	---	---	5.07	dBm	INFO
No peaks detected	---	---			PASS
Lowest margin to limit 2399.833 MHz	0	---	22.86	dB	INFO



Plot_FCC Part 15.247 TX Spurious Conducted ~ BT LE 1 Msps 2402_07062021_155642.png



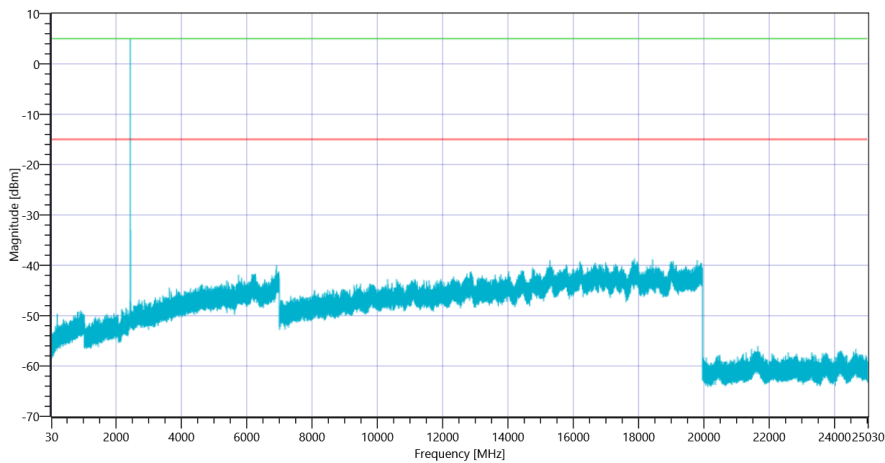
Plot_FCC Part 15.247 TX Spurious Conducted ~ BT LE 1 Msps 2402_07062021_155648.png

Test at TX 2440 MHz

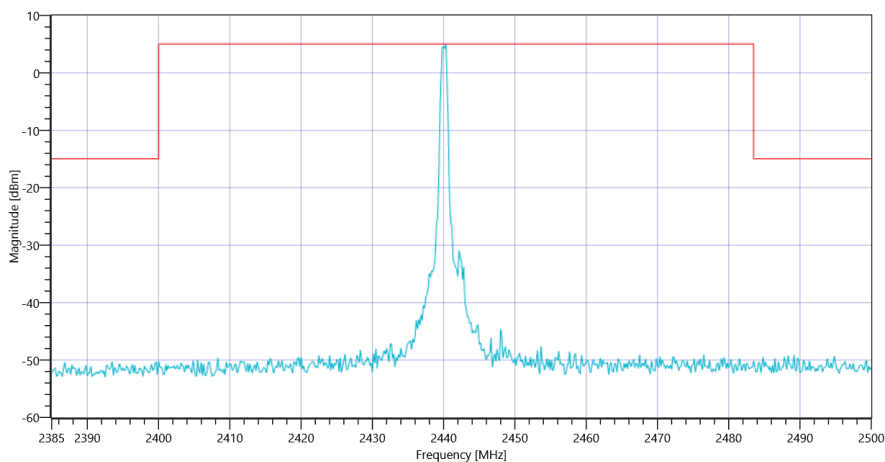
DTM Connection check					
Test Description	Lower Limit	Upper Limit	Measured	Unit	Verdict
Connection result	---	---	---	---	PASS

READ SA SETTINGS:	
RefLevel [dBm] RefLevelOffset [dB] InpAtt [dB]	5.81 0 25
Start [MHz] Stop [MHz]	24530.000 25030.000
RBW [MHz] VBW [MHz]	0.100000 0.300000
Detector TraceMode	POS MAXH
Sweep: Time [ms] Count Points per Section Type	500 8 3001 SWE

RESULT					
Test Description	Lower Limit	Upper Limit	Measured	Unit	Verdict
Reference @ 2440.33 MHz	---	---	5.03	dBm	INFO
No peaks detected	---	---			PASS
Lowest margin to limit 17873.833 MHz	0	---	23.69	dB	INFO



Plot_FCC Part 15.247 TX Spurious Conducted ~ BT LE 1 Msps 2440_07062021_160230.png



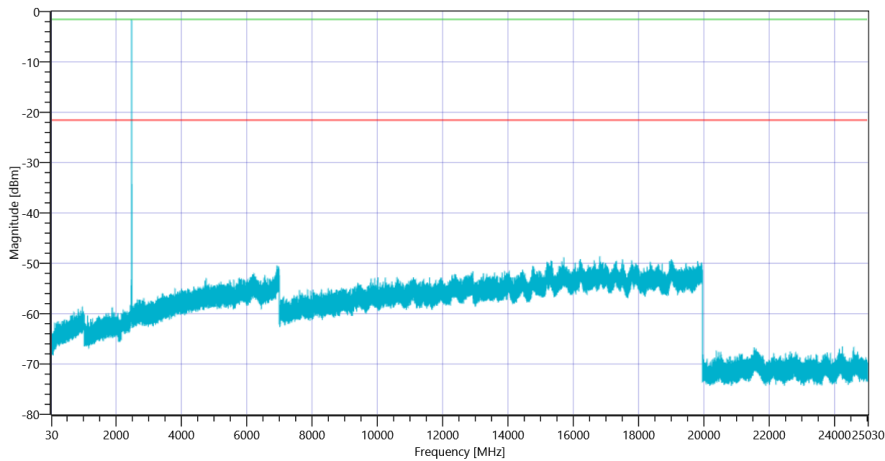
Plot_FCC Part 15.247 TX Spurious Conducted ~ BT LE 1 Msps 2440_07062021_160236.png

Test at TX 2480 MHz

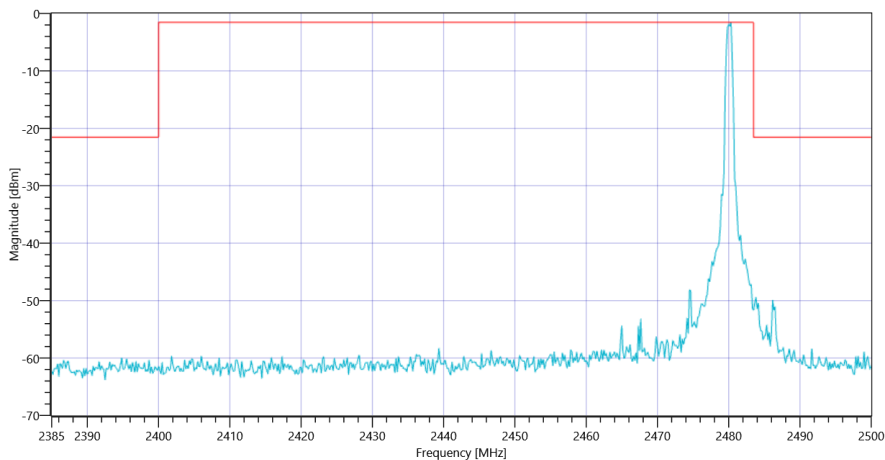
DTM Connection check					
Test Description	Lower Limit	Upper Limit	Measured	Unit	Verdict
Connection result	---	---	---	---	PASS

READ SA SETTINGS:	
RefLevel [dBm] RefLevelOffset [dB] InpAtt [dB]	-0.55 0 15
Start [MHz] Stop [MHz]	24530.000 25030.000
RBW [MHz] VBW [MHz]	0.100000 0.300000
Detector TraceMode	POS MAXH
Sweep: Time [ms] Count Points per Section Type	500 8 3001 SWE

RESULT					
Test Description	Lower Limit	Upper Limit	Measured	Unit	Verdict
Reference @ 2480.33 MHz	---	---	-1.55	dBm	INFO
No peaks detected	---	---			PASS
Lowest margin to limit 16812.167 MHz	0	---	27.06	dB	INFO



Plot_FCC Part 15.247 TX Spurious Conducted ~ BT LE 1 Msps 2480_07062021_160818.png



Plot_FCC Part 15.247 TX Spurious Conducted ~ BT LE 1 Msps 2480_07062021_160824.png

TEST FINISHED	
General Verdict	PASS

20. FCC Part 15.247 TX Spurious Conducted ~ BT LE 2 Msps

Test References	
TC Start	07.06.2021 16:18:51
Ambit Temp [°C] Humidity [rel%]	26.3 38
System Version	3.0.1.2
Test Specification	FCC Part 15.247
Test Method	IF DTS then 8.5 DTS emissions in non-restricted frequency bands: Subclause 11.11 of ANSI C63.10 is applicable.
TC Version	0.0.1
My Description	FCC 15.247 TX Emissions Conducted DTS - BT LE 2 Msps
Add. Information	

Test Parameter	
Technology to test	BT LE 2 Msps
Antenna Port used	1
Temperature	nom
Voltage	nom
Frequency low to test	True Freq [MHz] 2402
Frequency mid to test	True Freq [MHz] 2440
Frequency high to test	True Freq [MHz] 2480
Auto Control enabled Power Supply Climatic Box	No No
Additional Path Loss [dB]	0.7
Switched Path	EUT - SignalingUnit - SpectrumAnalyzer