


PSA


佳邦科技股份有限公司

INPAQ TECHNOLOGY CO., LTD.



PSA

PASSIVE SYSTEM ALLIANCE
INPAQ TECHNOLOGY CO., LTD.





Presented by

秦灏

2023/ 05/ 19

Version	Date	Description	Author
V01	2023/05/19	New Release	Name

OUTLINE

1. Measurement Information

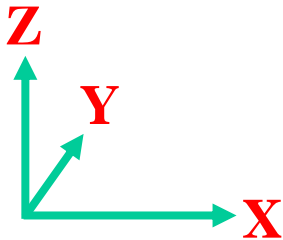

- 1.1 Experimental Setup
- 1.2 Antenna Solution Detail

2. Antenna Characteristics

- 2.1 Return Loss
- 2.2 Antenna Efficiency and Peak Gain
- 2.3 3 views of antenna & 2D Radiation Patterns

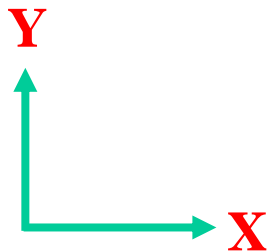
1. Measurement Information

1.1 Experimental Setup



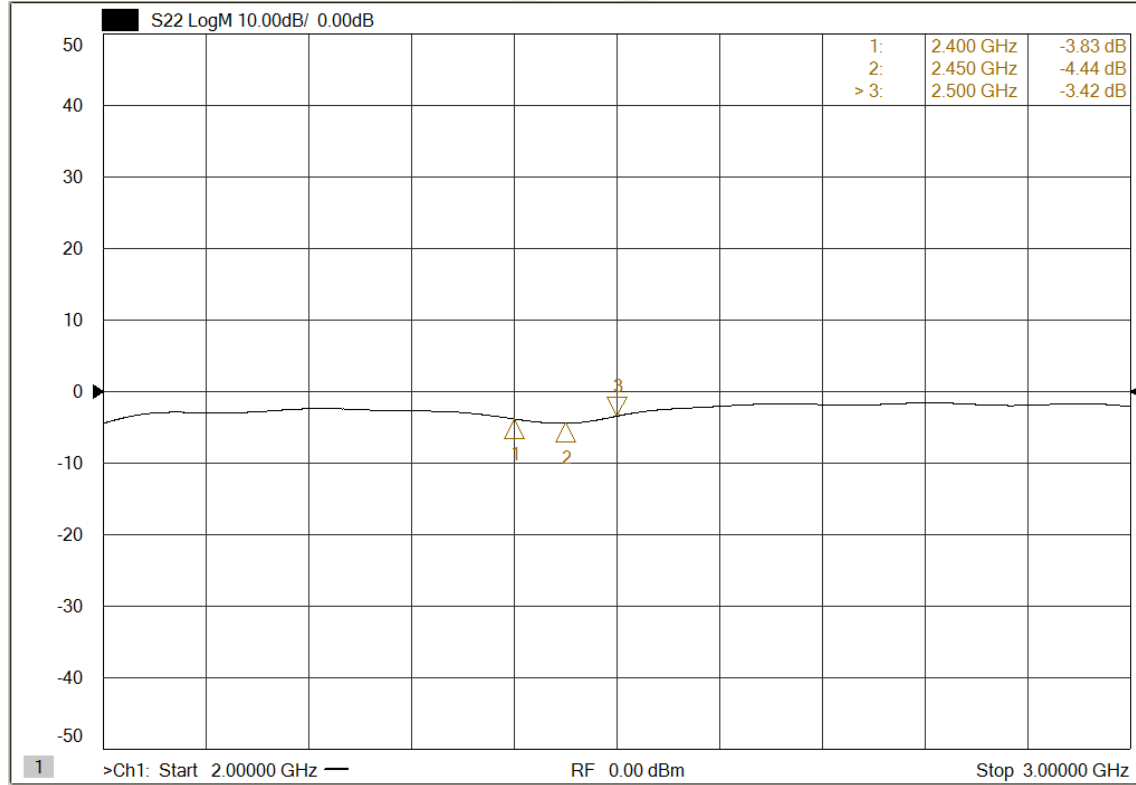
1. Measurement Information

1.2 Antenna Solution Detail



2. Antenna Characteristics

2.1 Return Loss

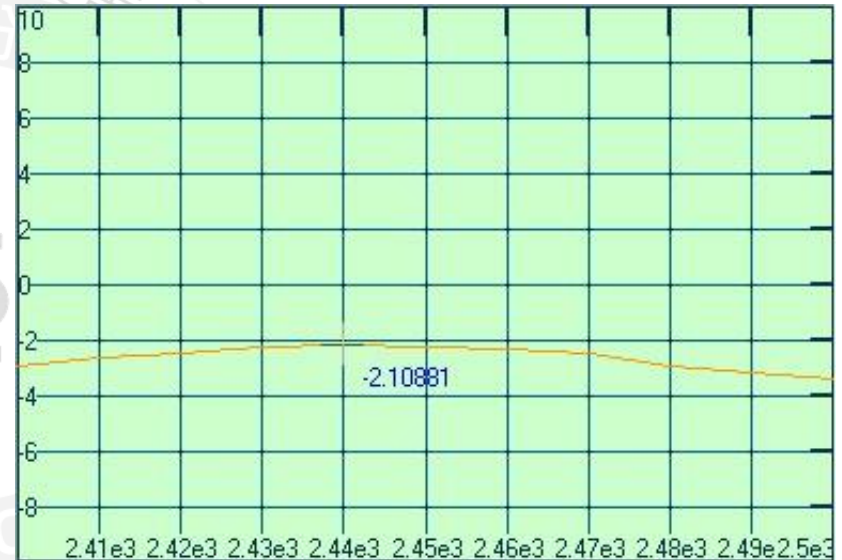


2. Antenna Characteristics

2.2 Antenna Efficiency and Peak Gain



Maximum Efficiency at 2440 MHz : 17.83 %



Maximum Peak Gain at 2440 MHz : -2.11 dBi

2. Antenna Characteristics

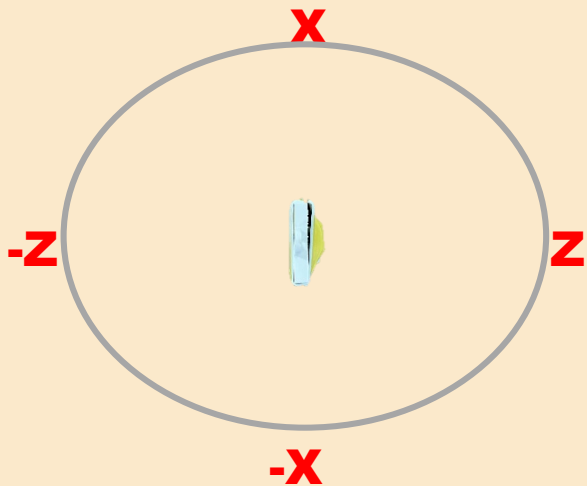
2.2 Antenna Efficiency and Peak Gain

	Antenna	
Frequency (MHz)	Efficiency (%)	Peak gain (dBi)
2400	15.31	-4.24
2450	17.31	-3.67
2500	11.67	-4.74

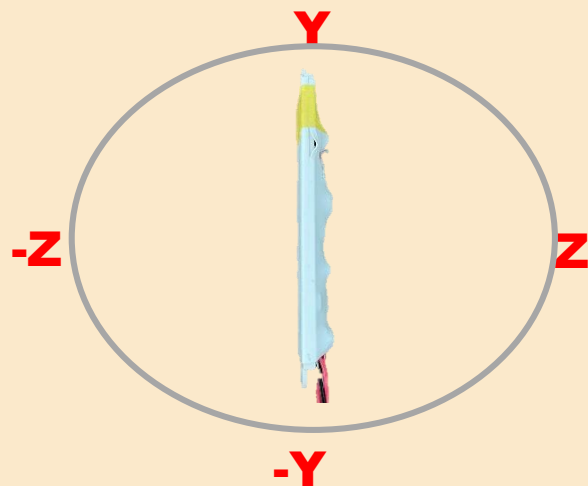
2. Antenna Characteristics

2.3 3 views of antenna

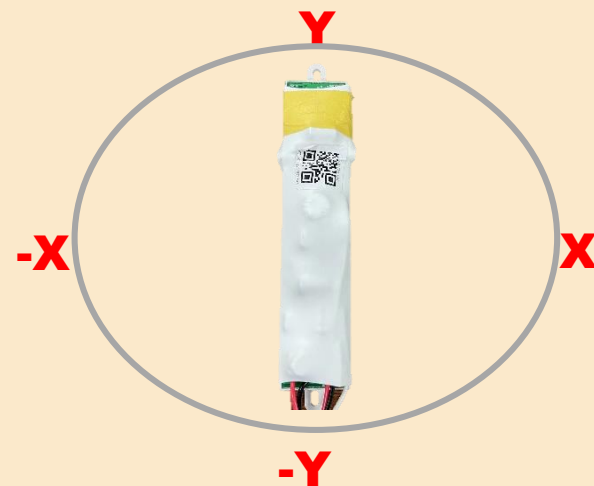
X-Z plane



Y-Z plane

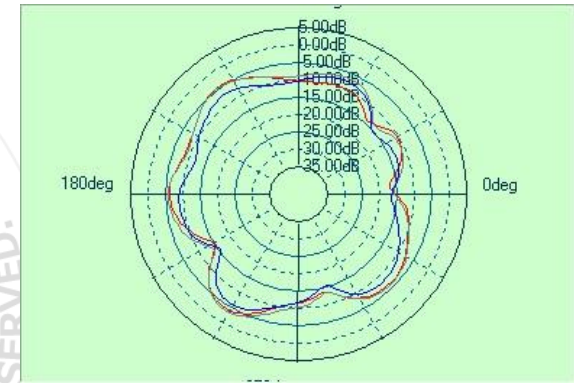
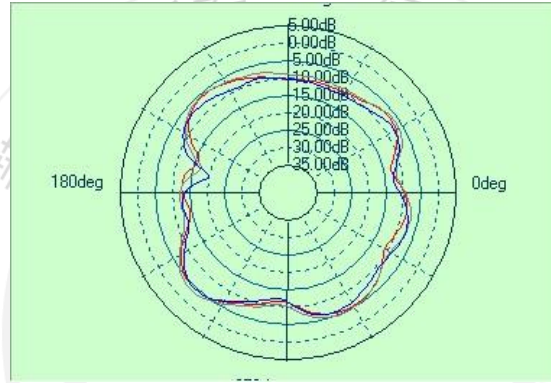
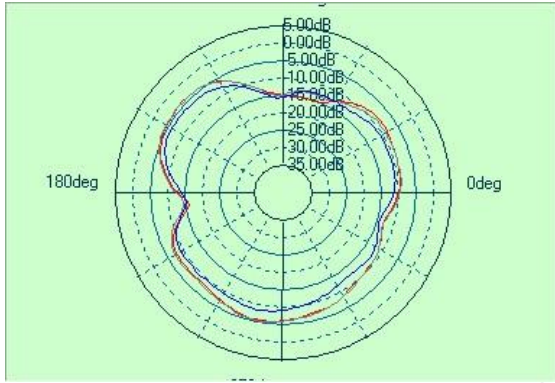


X-Y plane



2. Antenna Characteristics

2.3 2D Radiation Patterns



Frequency [MHz]	ZX plane		ZY plane		XY plane	
	Max Value [dB]	Average [dB]	Max Value [dB]	Average [dB]	Max Value [dB]	Average [dB]
2400	-4.62	-8.61	-4.70	-8.71	-4.24	-8.66
2450	-4.64	-8.43	-3.86	-7.91	-3.67	-8.13
2500	-6.55	-10.49	-4.74	-9.16	-5.99	-10.23

Thank you

本資料均屬機密，僅供指定之收件人使用，未經寄件人許可不得揭露、複製或散佈本信件。

This message and any attachments are confidential and may be legally privileged. Any unauthorized review, use or distribution by anyone other than the intended recipient is strictly prohibited. If you are not the intended recipient, please immediately notify the sender, completely delete this documents, and destroy all copies. Your cooperation will be highly appreciated.