

Test Report

of

Handcontroller

Duty Cycle measurement according to
ANSI 63.10-2013 sec. 7.5

Performed by

**Søren Søltøft**
Senior EMC Engineer

Examined by

**David Busk**
Lab. Manager, M. Sc. EE.

DANAK is the national accreditation body in Denmark in compliance with EU regulation No. 765/2008.

DANAK participates in the multilateral agreements for testing and calibration under European co-operation for Accreditation (EA) and under International Laboratory Accreditation Cooperation (ILAC) based on peer-evaluation. Accredited test reports issued by laboratories accredited by DANAK are recognized cross border by members of EA and ILAC equal to test reports issued by these members' accredited laboratories.

The use of the accreditation mark on test reports, documents that the service is provided as an accredited service under the company's DANAK accreditation.

Date
2020-09-21

 Reference
P20-0100-9 rev.1

 Page
2 (8)

Report no.:	P20-0100-9 rev.1	Report date:	2020-09-21
Test started:	2020-09-15	Test ended:	2020-09-15
Test laboratory:	EKTOS TRS A/S (TLS) Peter Bangs Vej 17 7600 Struer Denmark EKTOS TRS A/S (TLC) Hammerholmen 45A 2650 Hvidovre Denmark	Client:	Ride Awake AB Limhamnsvägen 111 21613 Limhamn Sweden
Contact person:	Søren Søltøft	Contact person:	Niels Degn
Test specimen:	Handcontroller		
Test specification:	ANSI 63.10-2013 sec. 7.5 The tests relevant for the test specimens are listed in <i>section 1.1</i> .		
Documentation:	P20-0100-9 rev.1 supersedes P20-0100-9 from 2020-09-17. Changes: Address changed on the front page and test laboratory changed. This test report must always be reproduced in full; reproduction of an excerpt only is subject to written approval of the testing laboratory. The complete test documentation is archived for 10 years at the testing laboratory.		
Test results:	The test specimen complies with relevant parts of the test specifications. The test results relate only to the specimen tested.		
Test personnel:	Søren Søltøft		

CONTENTS

1	SUMMARY	4
1.1	Test plan.....	4
1.2	Test Specimen	4
2	TESTS	5
2.1	Duty Cycle	5
3	MEASURING UNCERTAINTIES	8

Appendix

None

1 SUMMARY

1.1 Test plan

Standard	Name of the test	Results
ANSI 63.10-2013 sec 7.5	Duty cycle measurement	n.a.

PASSED	The test was performed and the test specimen complies with the essential requirements in the standard.
FAILED	The test was performed and the test specimen does not comply with the essential requirements in the standard.
REF	The test is covered by a test in another report and/or on a similar test specimen.
NR	The test is not relevant for the test specimen or has been waived by the manufacturer.
n.a.	Test is performed to establish the duty cycle.

1.2 Test Specimen

Manufacturer	Ride Awake AB
Name	Handcontroller
Radio module	IEEE 802.15.4 module
Radio Model	2AXC8RAV13
Radio Firmware	200B
Radio Hardware	Rev N
Radio Function set	Digi Xbee3 802.15.4 TH
Supply voltage	Internal battery

The test specimen uses a XBee3 radio to communicate in the 2.4 GHz frequency band.
The radio is at a fix frequency.

2 TESTS

2.1 Duty Cycle

Test specimen	Handcontroller
Test specification	ANSI C63.10:2013 sec 7.5
Test method	ANSI C63.10:2013 sec 7.5
Comments	None
Temperature / Humidity	25°C / 46%RH
Dates of measurements	2020-09-15
Test personnel	Søren Søltøft
Test laboratory	TLS

2.1.1 Test setup

The test specimen was placed in a shielded chamber with a sniffer loop antenna. The antenna was connected via a feedthrough to a spectrum analyzer.

The test specimen was set to transmit with highest power and the highest duty cycle continuously on one frequency by client.

The carrier frequency was measured to 2.41003006 GHz.

The 99% occupied bandwidth to 2.24448898 MHz.

Thus the RBW was chosen to 3 MHz and VBW to 10 MHz




Photo 1. Test setup.

2.1.2 Test result

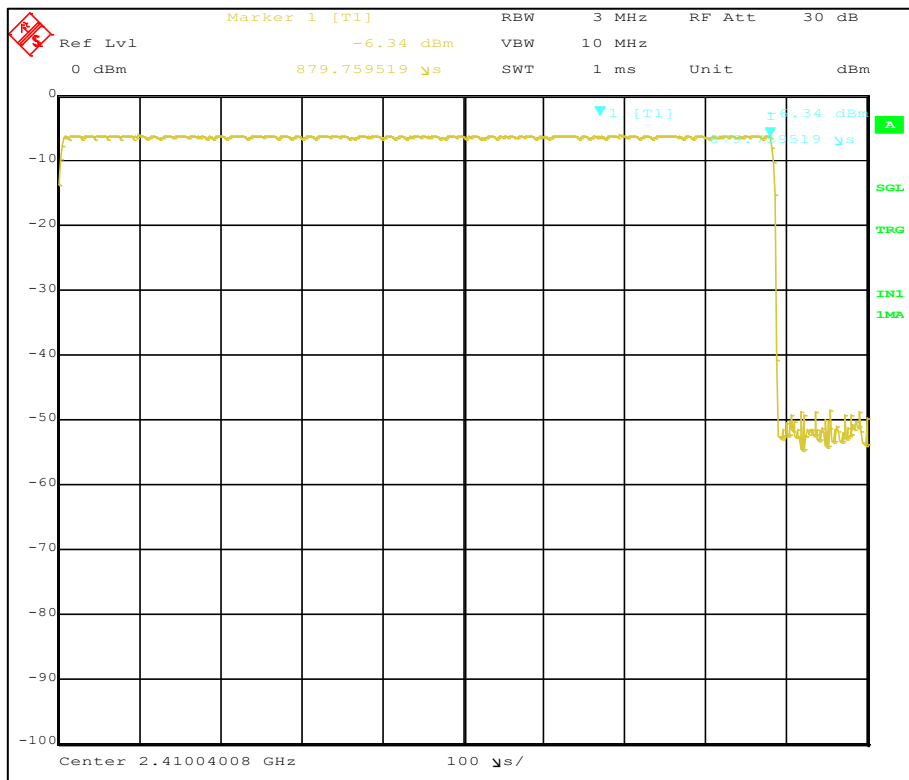


Figure 1. ON time.

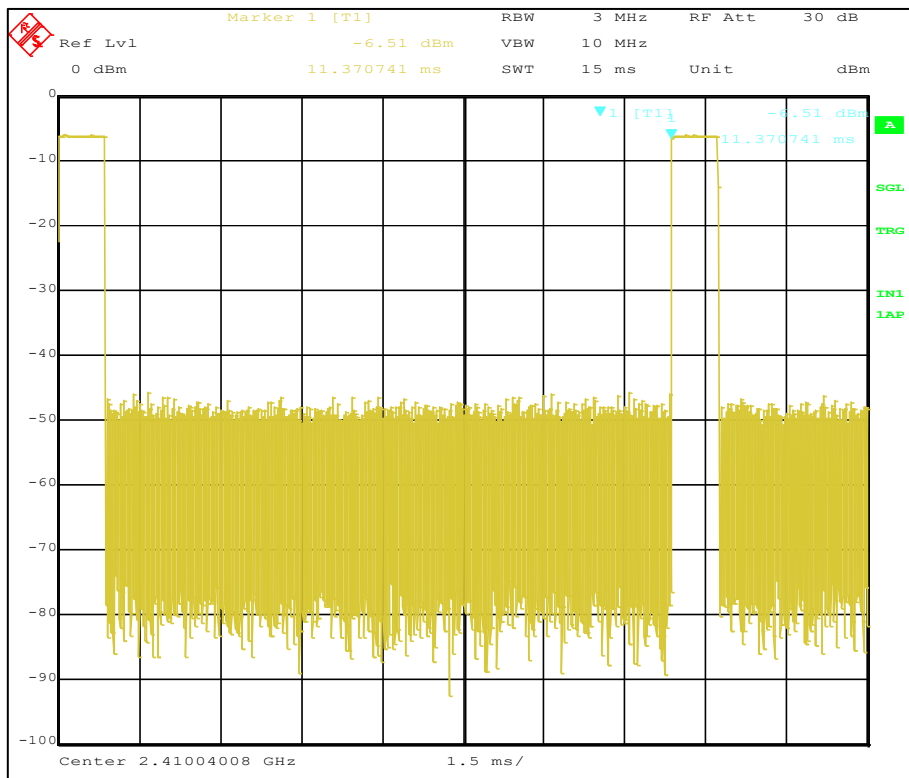


Figure 2. Period time.

Date
2020-09-21

Reference
P20-0100-9 rev.1

Page
7 (8)

t_{on} : 0.87975 ms

T: 11.37074 ms

Duty cycle = $t_{on} / T = 0.87975 \text{ ms} / 11.37074 \text{ ms} = 0.07737 = 7.737\%$

ON Time	Period time	Duty Cycle
0.87975 ms	11.37074 ms	7.737%

Table 1. Test results.

2.1.3 Test equipment

Description	Supplier	Model	Tag no.	Cal. due date
Receiver EMI Test 20Hz-26.5GHz	Rohde & Schwarz	ESIB 26	18880	2020-10-15

Table 2. Test equipment for Duty Cycle test.

3 MEASURING UNCERTAINTIES

Compliance evaluation is based on a shared risk principle with respect to the measurement uncertainty.

			Expanded Uncertainty [%] (k=2)
Time Measurement using ESIB Receiver			8.42