



Samba SE

3-in-1 Wireless Charger



Apple MFi certified

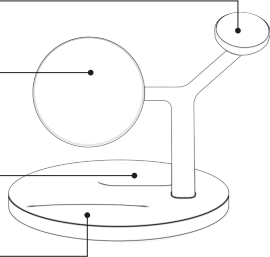
User manual

Wireless Charging
for Apple Watch

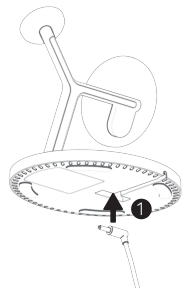
Wireless Charging
for iPhone

Wireless Charging
for AirPods

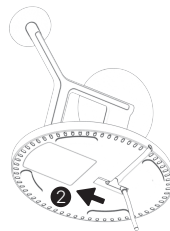
LED Indicator



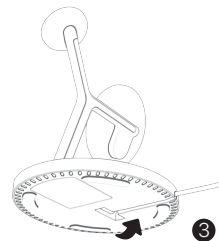
1. Put the power adapter plug into the groove.



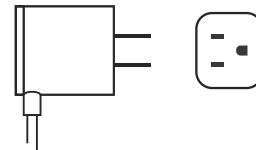
2. Insert the power adapter plug into the DC jack.



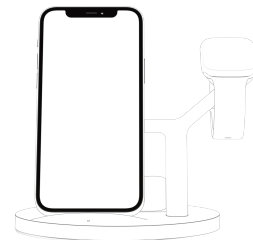
3. Rotate the cable into the groove.



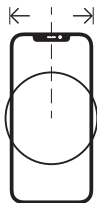
4. Use the AC adapter to power the device.



5. Charge your device.



Aim the phone at the center line of the wireless charging pad to achieve the best charging efficiency.



Attention

- * When wireless charging starts to charge the phone. The white indicator light will be on;
- * If the phone is not aligned with the center line of the wireless charging pad, the charging efficiency will be reduced;
- * If the phone deviates too much from the center line of the wireless charging pad, it cannot be charged normally and the indicator light will go out or flash.
- * A mobile phone case with a thickness of more than 3mm or a mobile phone case with a magnetic/iron plate will affect wireless charging.
- * Do not put anything else between your smartphone and the wireless charger such as credit cards, door keys, coins, metal, NFC cards, etc.

LED Indicator

Solid white	Charging mobile device
Flashing white	Metal detected or abnormal charging

* The light doesn't light up when the Apple Watch and AirPods is charging .

Tips : The charging speed is related to the ambient temperature.

For fast charging, please place the wireless charger in a cool and ventilated place. For example, a cool room, or near a fan or air conditioner.

Do not expose it to direct sunlight; or place it near hot objects. Such as electrical appliances, heating, fireplaces, etc.

Important Safety Instructions

- Avoid dropping.
- Do not disassemble.
- Do not expose to liquids.
- For the safest and fastest charge, use original or certified cables.
- This product is suitable for moderate climates only.
- The maximum ambient temperature during use of this product must not exceed 40°C.
- Open flame sources, such as candles, must not be placed on this product.
- Only use a dry cloth or brush to clean this product.

Technical Parameters

Input	9V = 2.22A
Output	iPhone 7.5W Samsung 10W AirPods 5W Apple Watch 5W

Accessory parameters

Adapter Molde	PA20-US
Input	100-240V~ 50/60 HZ 0.5A Max
Output	9V = 2.22A

This device complies with part 15 of the FCC Rules. Operation is subject to the following two conditions: (1) This device may not cause harmful interference, and (2) this device must accept any interference received, including interference that may cause undesired operation.

FCC warning:

Any Changes or modifications not expressly approved by the party responsible for compliance could void the user's authority to operate the equipment.

Note: This equipment has been tested and found to comply with the limits for a Class B digital device, pursuant to part 15 of the FCC Rules. These limits are designed to provide reasonable protection against harmful interference in a residential installation. This equipment generates uses and can radiate radio frequency energy and, if not installed and used in accordance with the instructions, may cause harmful interference to radio communications. However, there is no guarantee that interference will not occur in a particular installation. If this equipment does cause harmful interference to radio or television reception, which can be determined by turning the equipment off and on, the user is encouraged to try to correct the interference by one or more of the following measures:

- Reorient or relocate the receiving antenna.
- Increase the separation between the equipment and receiver.
- Connect the equipment into an outlet on a circuit different from that to which the receiver is connected.
- Consult the dealer or an experienced radio/TV technician for help.

This equipment complies with FCC radiation exposure limits set forth for an uncontrolled environment. This equipment should be installed and operated with minimum distance 20cm between the radiator & your body.



FCC ID: 2AXAXW215

Samba SE 3-in-1 Wireless Charger

Model: W215-i

Brand: Zechin

Manufacturer: Longconn Electronics(Shenzhen)Co.,Ltd.

Made in China