



承 认 书

SPECIFICATION FOR APPROVAL

客户名称 Customer Name	泰视朗		
客户项目名 Customer Project Name	NTS700	顺达成项目名 SDC Project Name	NTS700
整机信息		顺达成料号 SDC P/N	WF580B-1131R-125
频段 Band	WIFI2. 4G		
版本号 Version	A0		
设计人信息/Designer Information			
射频工程师 RF Engineer	符学荣	研发主管 R&D Director	夏承磊
结构工程师 ME Engineer	黄宗宝		

审批/ Approval			客户批准/Customer Approval		
	制作 Prepared By	审核 Checked By	批准 Approval By	审核 Checked By	批准 Approval By
签章 Signature	黄宗宝	夏成磊	陈华明		
日期 Date	2023. 12. 14	2023. 12. 14	2023. 12. 14		

修订履历/Change Log				
版本 Version	修订内容 Change Description	责任人 Person in Charge	核准 Approval By	日期 Date



目录/Catalogue

序号 No.	项目 Item	页码 Page No.
1	图纸或实物图片 Drawing or Product Image	3/5
2	尺寸测量报告 Dimensions Test Report	4/6
3	射频性能测试报告 RF Performance Test Report	7-10
4	可靠性测试报告 Reliability Test Report1	11
5	安装事宜或其它 Install Wizard or Other	12

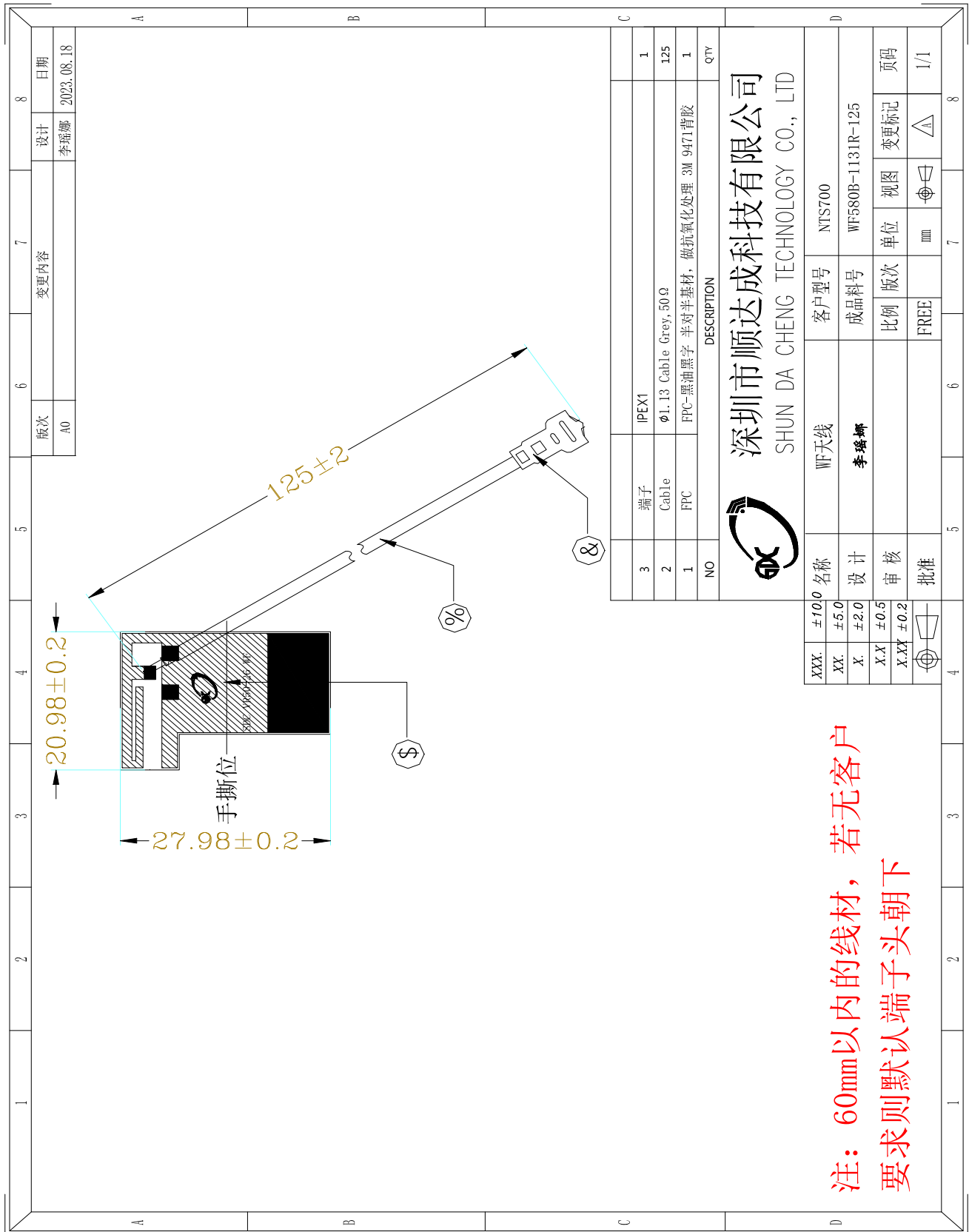


深圳市顺达成科技有限公司

SHUN DA CHENG TECHNOLOGY CO., LTD

产品图纸或实物图片

Drawing or Product Image



注: 60mm以内的线材, 若无客户要求则默认端子头朝下



深圳市顺达成科技有限公司

SHUN DA CHENG TECHNOLOGY CO., LTD

样品尺寸测量报告

Sample Dimensions Test Report

测试日期 Test Date	2023. 12. 14	样品数量 Sample Qty.	3	测试人 Inspector	许燕芳
尺寸编号 Dimension No.	标准 Standard	样品 1 Sample 1	样品 2 Sample 2	样品 3 Sample 3	Pass/NG
①长度 Length	20.98±0.2mm	21	21	21.1	Pass
②宽度 breadth	27.98±0.2mm	28	28	28.1	Pass
③厚度 thickness	0.1±0.03mm	0.1	0.1	0.1	Pass
④线长 Line length	125±2mm	125	126	126	Pass
最终结论 Conclusion					PASS
测试人&日期 Inspector & Date	许燕芳 2023. 12. 14		批准&日期 Approval & Date		



射频性能测量报告

RF Performance Test Report

天线测试设备简介

Antenna Test Equipment Introduction

测试天线输入特性使用 **Agilent E5071C and Agilent 5062A** 矢量网络分析仪；辐射特性利用广屏三维近场暗室进行测试，并分别使用 8960 E5515 和 Agilent E4438C 进行了分析。暗房的测试坐标如下：

Test of antenna input characteristics using **Agilent E5071C and Agilent 5062A** vector network analyzer; The radiation pattern of the antenna are tested using the guangping 3D near field Anechoic Chamber, and the instrument is used to agilent8960 E5515 and Agilent E4438C. The test coordinates of the darkroom are as follows:

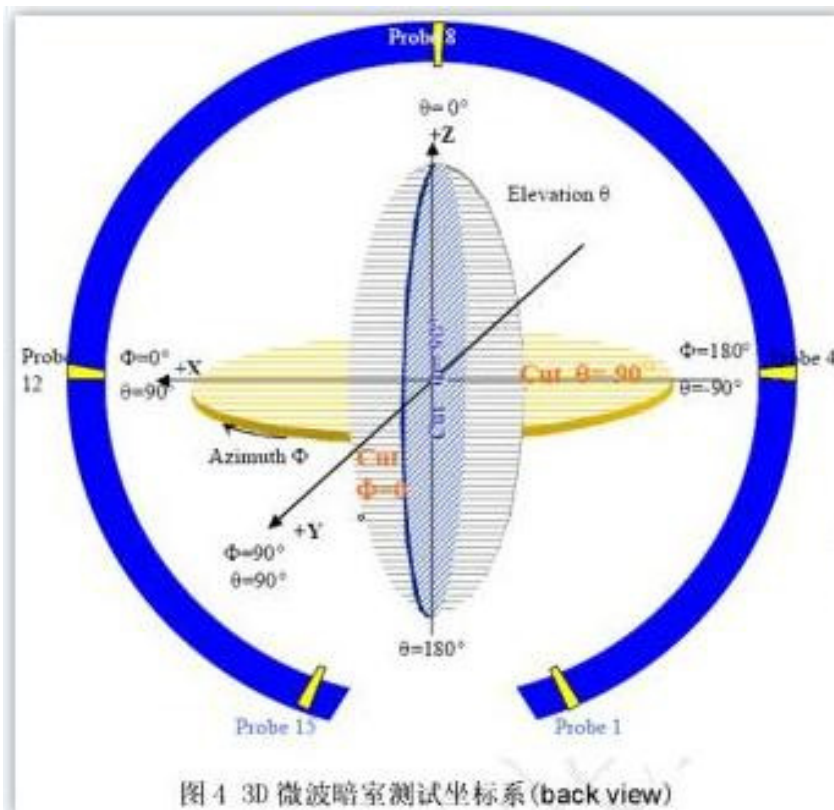


图4 3D 微波暗室测试坐标系 (back view)

1. S11 参数测量/S11 Parameter-VSWR

使用一根 50Ω 同轴电缆连接到天线，然后该电缆连接到网络分析仪测量 S11 参数，被测量产品远离金属至少 20 厘米。

Measuring Method is a 50Ω coaxial cable is connected to the antenna. Then this cable is connected to a network analyzer to measure the S11 parameter, Keeping this fixture away from metal at least 20cm.



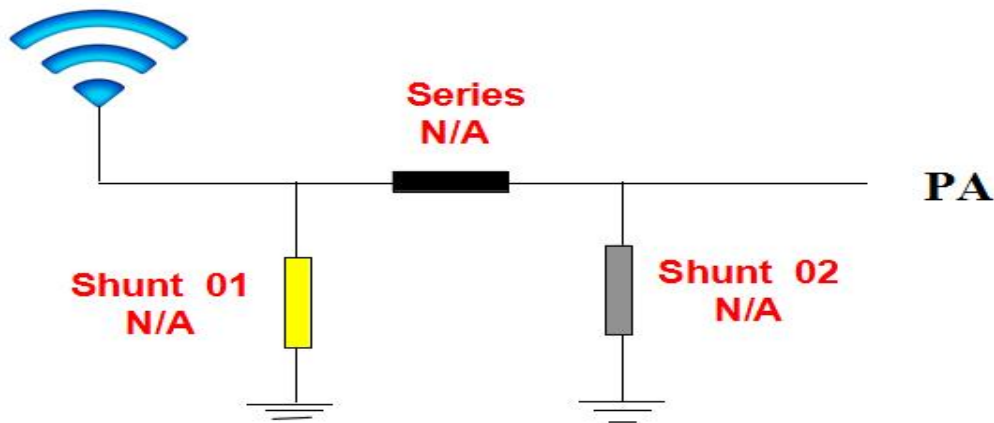
S11 Parameter-VSWR

频率 (MHZ) frequency	2400	2450	2500
驻波比 Standing-wave ratio	1.32	1.38	1.76



2. 天线匹配网络/Antenna Matching Network

Antenna



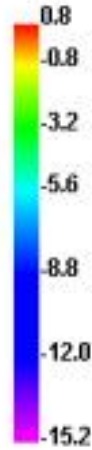
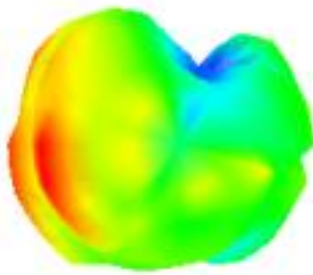
3. Gain & Efficiency



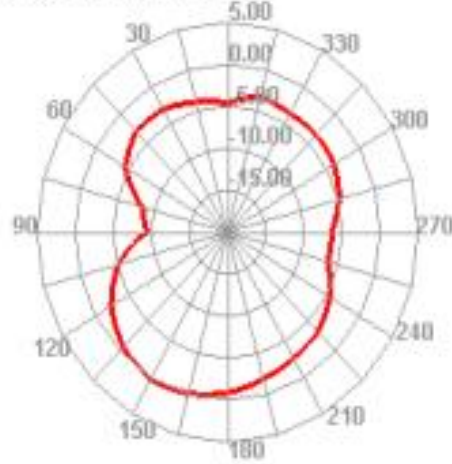
深圳市顺达成科技有限公司
SHUN DA CHENG TECHNOLOGY CO., LTD

Frequency (MHz)	Efficiency (%)	Peak GAIN (dBi)
2400	41.41	0.78
2450	42.72	0.86
2500	42.63	0.83

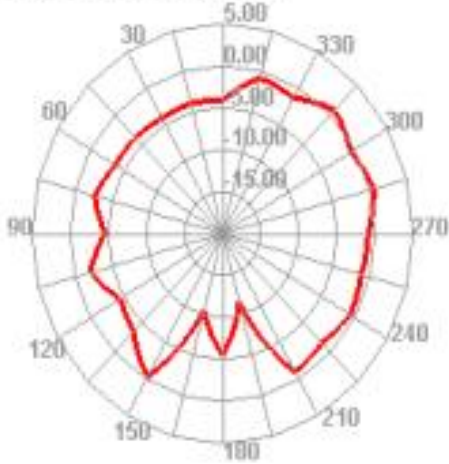
2400.000MHz



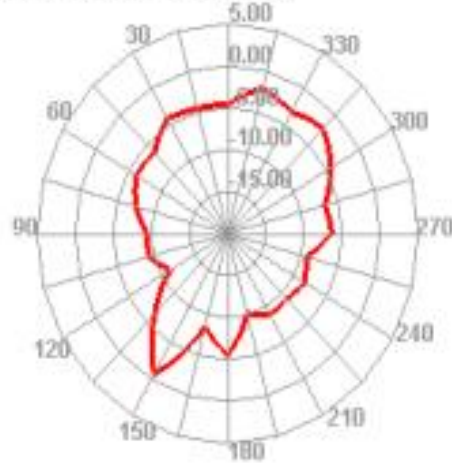
2400.000MHz H



2400.000MHz E1



2400.000MHz E2





深圳市顺达成科技有限公司

SHUN DA CHENG TECHNOLOGY CO., LTD

可靠性测试报告

Reliability Test Report

测试日期 Test Date	2023. 12. 14	样品数量 Sample Qty.	3	测试人 Inspector	许燕芳	
测试项目 Test Item	要求 Requirement	试验设备 testing equipment	样品 1 Sample 1	样品 2 Sample 2	样品 3 Sample 3	判定 PASS/NG
高温存储	在+85℃条件下暴露 24H, 恢复 2H 后进行测试	恒温恒湿箱	OK	OK	OK	Pass
低温存储	在-40℃条件下暴露 24H, 恢复 2H 后进行测试	恒温恒湿箱	OK	OK	OK	Pass
高温工作	在+60℃条件下通电工 作 24H	恒温恒湿箱	OK	OK	OK	Pass
低温工作	在-20℃条件下通电工 作 24H	恒温恒湿箱	OK	OK	OK	Pass
盐雾试验	(5 ± 0. 5)%氯化钠、 pH 值为 6. 5~7. 2, 实验 箱温度 (35 ± 2) °C <input type="checkbox"/> 24H <input checked="" type="checkbox"/> 48H	盐雾试验机	OK	OK	OK	Pass
连接器铆压拉 拔力	1. 13 线径 ≥10N 0. 81 线径 ≥8N RG174 ≥60N RG178 ≥50N	推拉力计	≥8N	≥8N	≥8N	Pass
最终结论 Conclusion						Pass
测试人&日 期 Inspector & Date	许燕芳 2023. 12. 14		批准&日期 Approval &D ate			



包装规范


项目名：NTS700

成品名称：FPC天线

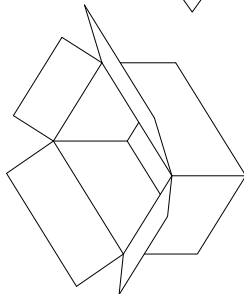
FPC成品天线 (一)



(二) 每PE袋装100pcs产品 (以实际包装为准)



(三) 再将装好的天线小包装袋整齐放入
(图三) 装10小袋 (以实际包装为准)



(四) 包装好的天线放入纸箱，可装5大袋，
每箱可装5000PCS (图四)。(以实际
包装为准)



供应商	
采购单号	
物料编码	
规格型号	
数量	
日期	

(五) 包装完成后需贴上出货标签 (图五)。



深圳市顺达成科技有限公司

SHUN DA CHENG TECHNOLOGY CO., LTD

安装事宜或其它

Install Wizard or Other

安装过程:

取 1PCS 产品, 用手撕下 FPC 背面的离型纸, 然后将 FPC 定位孔位置与外壳定位孔位置 (定位筋位或定位线) 对齐, 平整的贴附与外壳上, 具体位置如下图所示:

安装过程注意事项:

- 粘贴天线后保证 FPC 完整贴附于外壳;
- 定位孔与外壳定位柱位置对齐;
- FPC 边缘与外壳边缘对齐;
- 带端子天线在将端子扣合到主板 PCBA 端时请首先对齐端子, 然后垂直扣合;
- 拆卸天线端子时需使用工具 (如专用撬棍) 垂直翘起端子, 不可直接拽线拆卸



产品 ROHS 证书

Certificate

Certificate Number: UNIB23083106HC-01



Product: 5G/4G/WIFI/GPS/BT antenna
 Applicant: ShenZhen ShunDaCheng Technology Co., Ltd.
 4th Floor, Building B5, Xinfu Industrial Zone, Fuyong Chongqing Road,
 Baoan District, Shenzhen
 Manufacturer: N/A
 Model No.: N/A
 Trade Name: N/A
 Test Methods: IEC 62321-2:2021, IEC 62321-3-1:2013, IEC 62321-4:2013 +A1:2017,
 IEC 62321-5:2013, IEC 62321-6:2015, IEC 62321-7-1:2015
 IEC 62321-7-2:2017, IEC 62321-8:2017

The laboratory tested the product provided by the applicant according to the above test methods. According to the test results, the product conforms to RoHS Directive [(2011/65/EU and Amendment (EU) 2015/863)] issued by the European Commission. It is possible to use CE marking to demonstrate the compliance with RoHS Directive.

The certificate applies to the tested sample above mentioned only and shall not imply an assessment of the whole production. It is only valid in connection with the test report number: UNIB23083106HR-01.

Note: According to the requirements of the applicant for testing, details are shown in the test report.

RoHS

Sep. 06, 2023
Issue Date

Hoffer Lau
Hoffer Lau



Shenzhen United Testing Technology Co., Ltd.

Shenzhen: D101&D401, No. 107, Kaicheng High-Tech Park, Taoyuan Community, Dalang, Sub-District Longhua District, Shenzhen, Guangdong, China/518109
 Guangzhou: No.47-3, Industrial Road, Zhushan, Dalong Street, Panyu District, Guangzhou, Guangdong, China/511450;
 101/F, Building 2, Tongxin Industrial Park, Xinqiao Village, Dalong Street, Panyu District, Guangzhou, Guangdong, China/511450
 Tel: +86-755-86180996/+86-020-39277769 Fax: +86-0755-86180156
 Web Site: www.uni-lab.hk/ E-mail: hofferlau@uni-lab.hk



Certificate of Compliance