



深圳市天逸源电子科技有限公司
Shenzhen Tianyiyuan Elec&Technology CO.,Ltd

Add: 6th Floor, Building A, Xinlongxin Industrial Park, No.50 Fengtang Avenue, Fuhai Street, Baoan District, Shenzhen

Recognition book

SPECIFICATION FOR APPROVAL

Name: WIFI/BT Antenna

Item No: TYT-TX2808-6

Custoer name: Zhejiang Revopoint Optoelectronics Technology Co., Ltd

Company stamp: _____

drawing			Customer approve
MADE	CHECKED	APPROVED	
QIU	jack	Miketang	
DATE: 2023.11.15			DATE

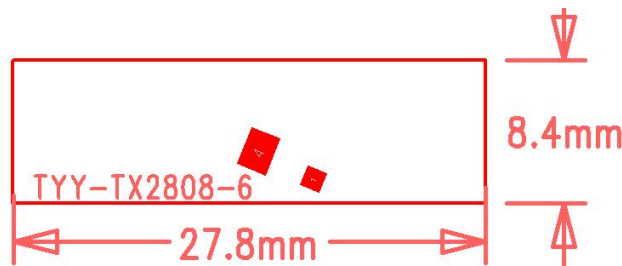
1、Specifications

The report provides a test of the electrical performance parameters of the **TYY-TX2808** Technical parameters of antenna electrical appliances antenna, which is a science and technology model. **TYY-TX2808-6** WIFI Built in antenna, WIFI Antenna is made by copper pipe+RF Line composition.

(As follows 1 Shown)

Electrical technical parameters			
电性能指标		Electrical Specifications	
频率范围	2400~2500MHZ	Frequency Range	2400~2500MHZ
电压驻波比	≤2.0	VSWR	≤2.0
增益	4.54 DBI max	GAIN	4.54 DBI max
输入阻抗	50 Ω	Input Impedance	50 Ω
机械指标		Mechanical Specifications	
天线颜色	黑色	Antenna Color	BLACK
接口形式	IPEX-1	Input connector	IPEX-1
线长度	120mm	Cable length	120mm
工作温度	-40°C~+85°C	Working Temperature	-40°C~+85°C
工作湿度	20~80%	Working Humidity	20~80%

Chart 1 TYY-TX2808-6 Product size



Antenna Type: FPC

Chart 2 TYY-TX2808-6 Antenna finished



Antenna Type: FPC

Line length 120+/-2mm, The other end with the 1-IPEX.

Chart 3 Location of antenna patch

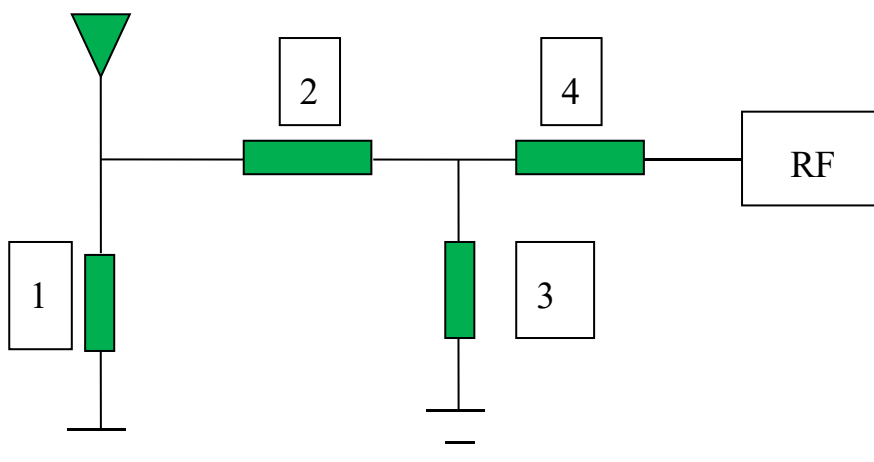


Tip: First fasten the terminal block and then tear the back tape antenna, the antenna must stick straight according to the drawing.thank you!

2. Electrical properties


2.1 WIFI Antenna matching circuit

This item matching circuit is provided by the customer.



Element number	1	2	3	4
WIFI optimum	NC	0 ohm	NC	
Original (spare)	50 ohm matching (inductance capacitance / sunlord Darfon)			

Chart 4 OTA Microwave dark room



2.3 Bobbi (VSWR) test

2.3.1. Test setup

Connect the VSWR test device are: Agilent E5071B network analyzer from 50 ohm coaxial Cable 120mm long Brass & test fixture Processing test fixture: 50 ohm antenna leads to SMA-J connector from the test point on the plate PCB with a rigid cable, and a Connect the choke tube, and then sequentially connected with other devices.

4. 3D dynamic test of the whole machine

4.1 Test site TCT microwave anechoic chamber: the test frequency range is 800MHz-6GHz, the quiet zone range is 50cm circle, and the reflectivity is less than -90 dB.

Chart 5 Agilent E5071C network analyzer

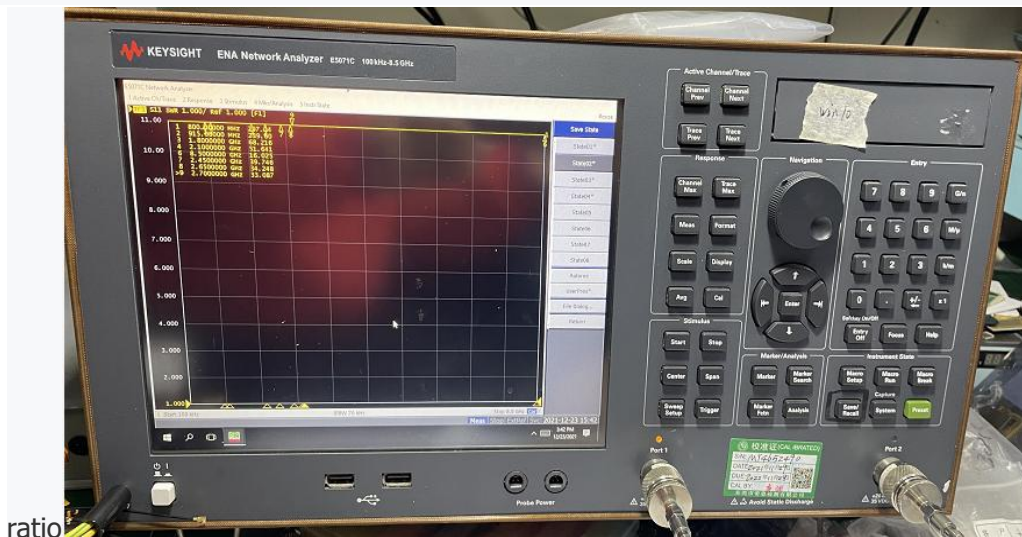


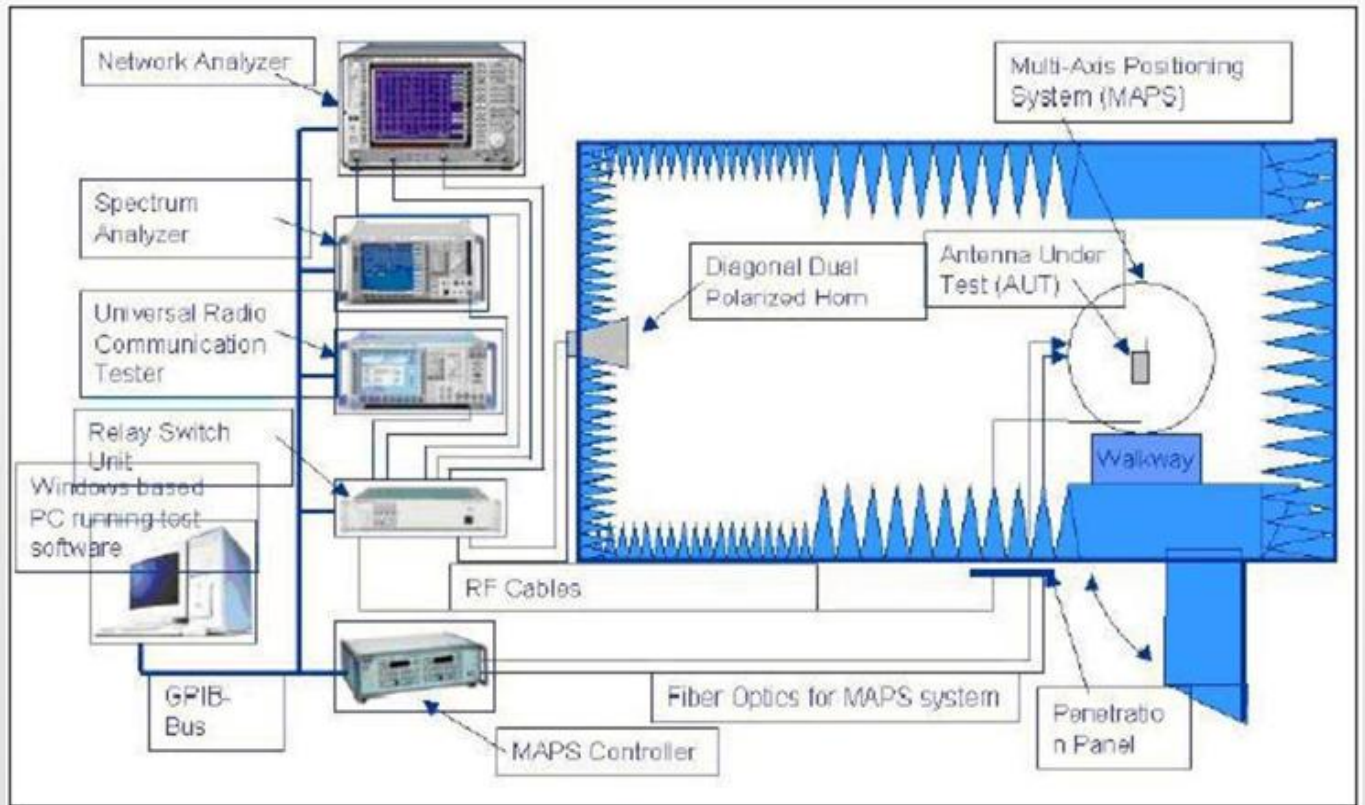
Chart 6 WIFI VSWR



standard	Low frequency		High frequency		
frequency	2400	2450	5150	5800	

(MHz)					
VSWR	1.3	1.1	1.4	1.9	

Chart 7 Test environment: OTA743 darkroom, 8960/W500/8753ES/5071C, the machine is placed back to 4 meters away from the standard horn antenna turntable





深圳市天逸源电子科技有限公司
Shenzhen Tianyiyuan Elec&Technology CO.,Ltd

Add: 6th Floor, Building A, Xinlongxin Industrial Park, No.50 Fengtang Avenue, Fuhai Street, Baoan District, Shenzhen

recommendations and conclusions

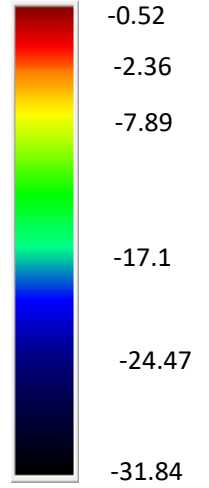
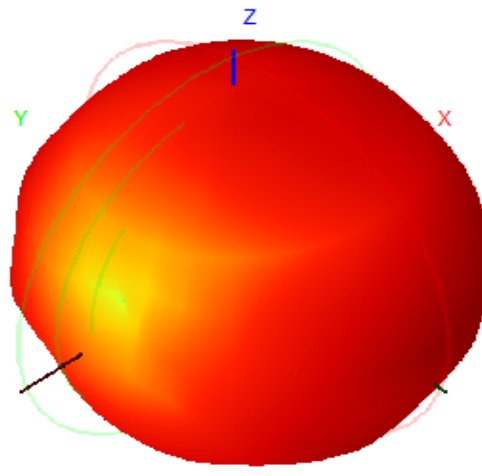
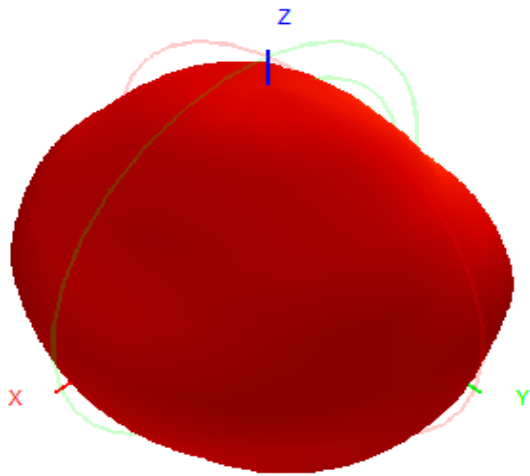
This report is based on the antenna electrical performance measured by the customer based on the final version of the model project of Hangzhou Rongmeng Intelligent Technology Co., LTD.

As can be seen from the above test data, the antenna provides good electrical performance. Tianyiyuan is looking forward to your confirmation. Thank you for your cooperation!

Chart 8 Elevation map coverage

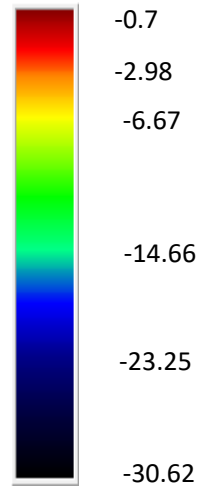
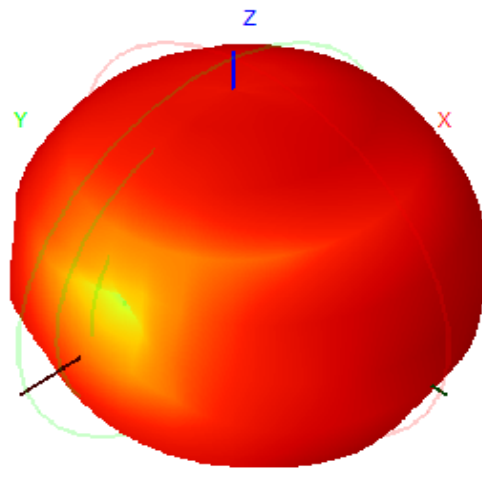
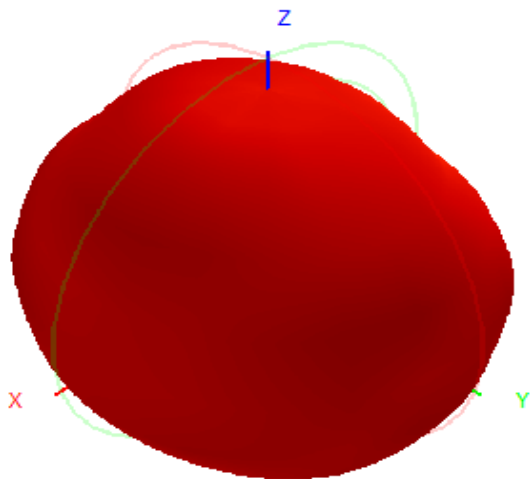
2400MHz

Back View



2450MHz

Back View



2500 MHz

Back View

