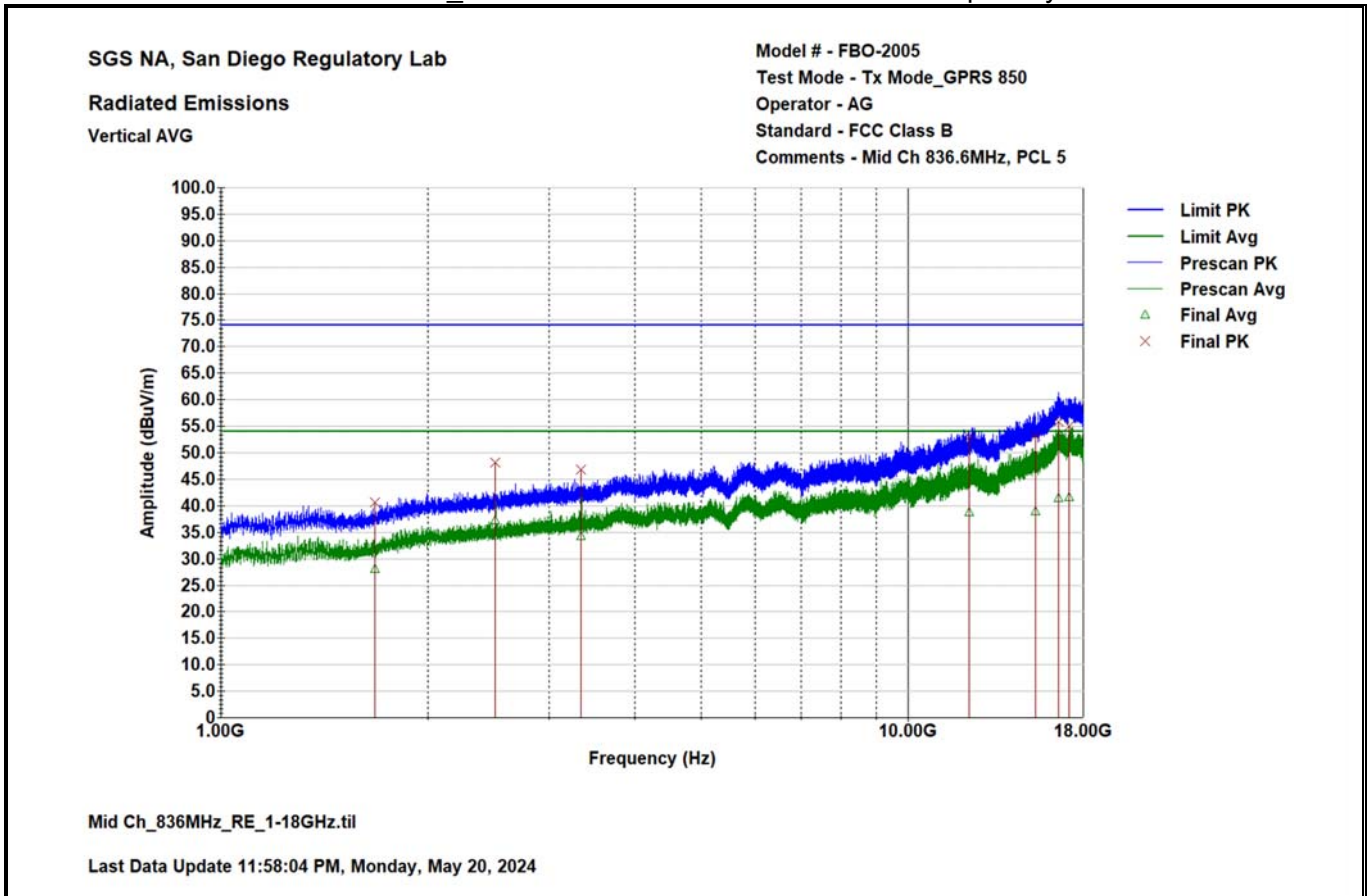


GPRS 850\_1GHz to 18GHz Mid Channel – Vertical polarity



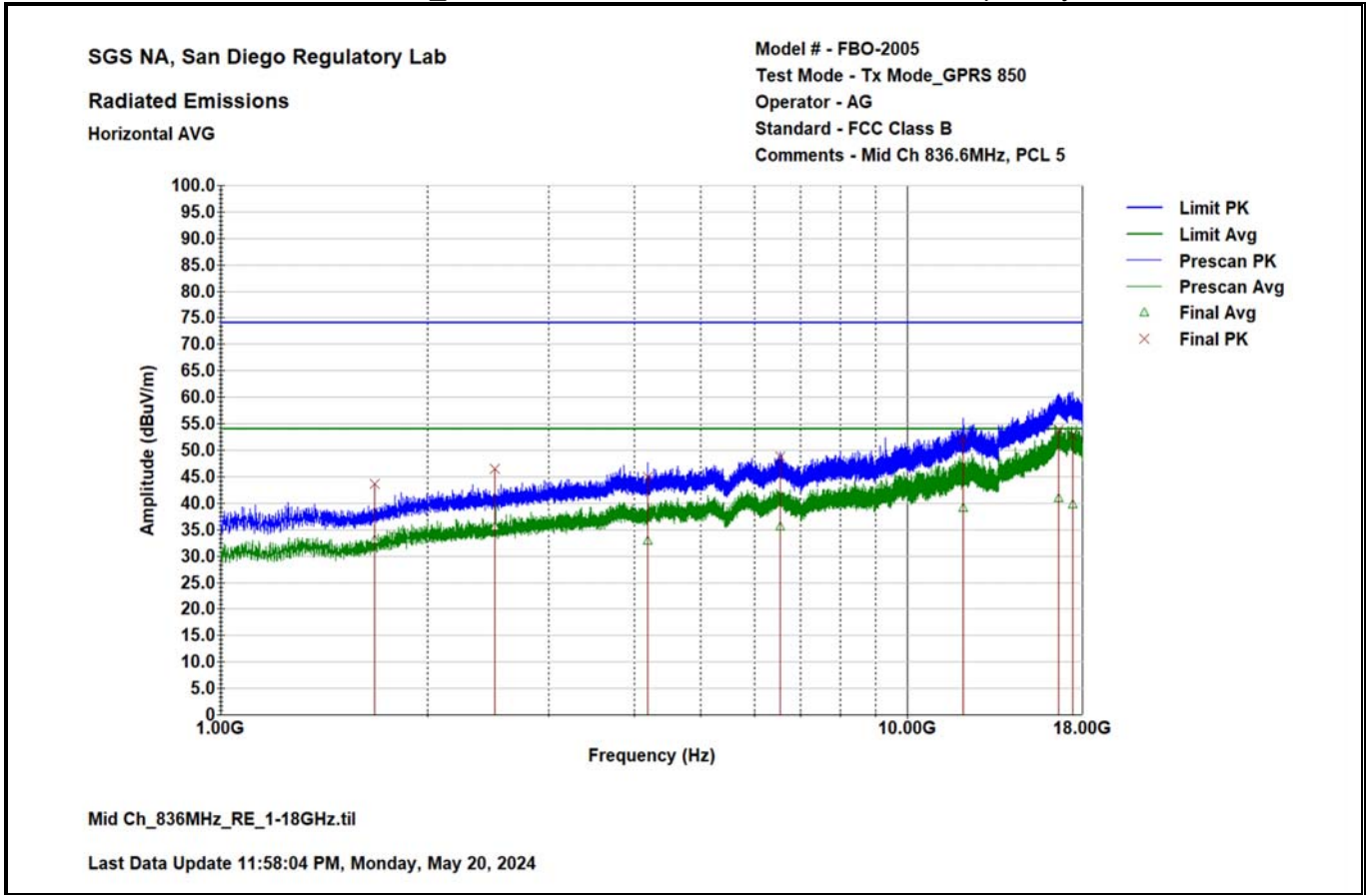
Peak Data

Freq. (MHz)	Final QP (dBµV/m)	Total Corr. (dB)	Margin (dB)	Limit (dBµV/m)	Ant. Height (cm)	Azimuth (deg.)
1673.2	40.73	-5.06	-33.25	74	150	52
2510.025	48.1	0	-25.88	74	156	116
3346	46.78	2.51	-27.2	74	334	92
12300.32	53	25.89	-20.98	74	179	356
15344.6	53.12	29.28	-20.86	74	201	253
16576.67	55.89	33.43	-18.09	74	202	147
17161.48	54.93	32.79	-19.05	74	400	357

Average Data

Freq. (MHz)	Final QP (dBµV/m)	Total Corr. (dB)	Margin (dB)	Limit (dBµV/m)	Ant. Height (cm)	Azimuth (deg.)
1673.2	28.19	-5.06	-25.79	54	150	52
2510.025	37.32	0	-16.66	54	156	116
3346	34.3	2.51	-19.68	54	334	92
12300.32	38.86	25.89	-15.12	54	179	356
15344.6	38.93	29.28	-15.05	54	201	253
16576.67	41.57	33.43	-12.41	54	202	147
17161.48	41.59	32.79	-12.39	54	400	357

GPRS 850\_1GHz to 18GHz Mid Channel – Horizontal polarity



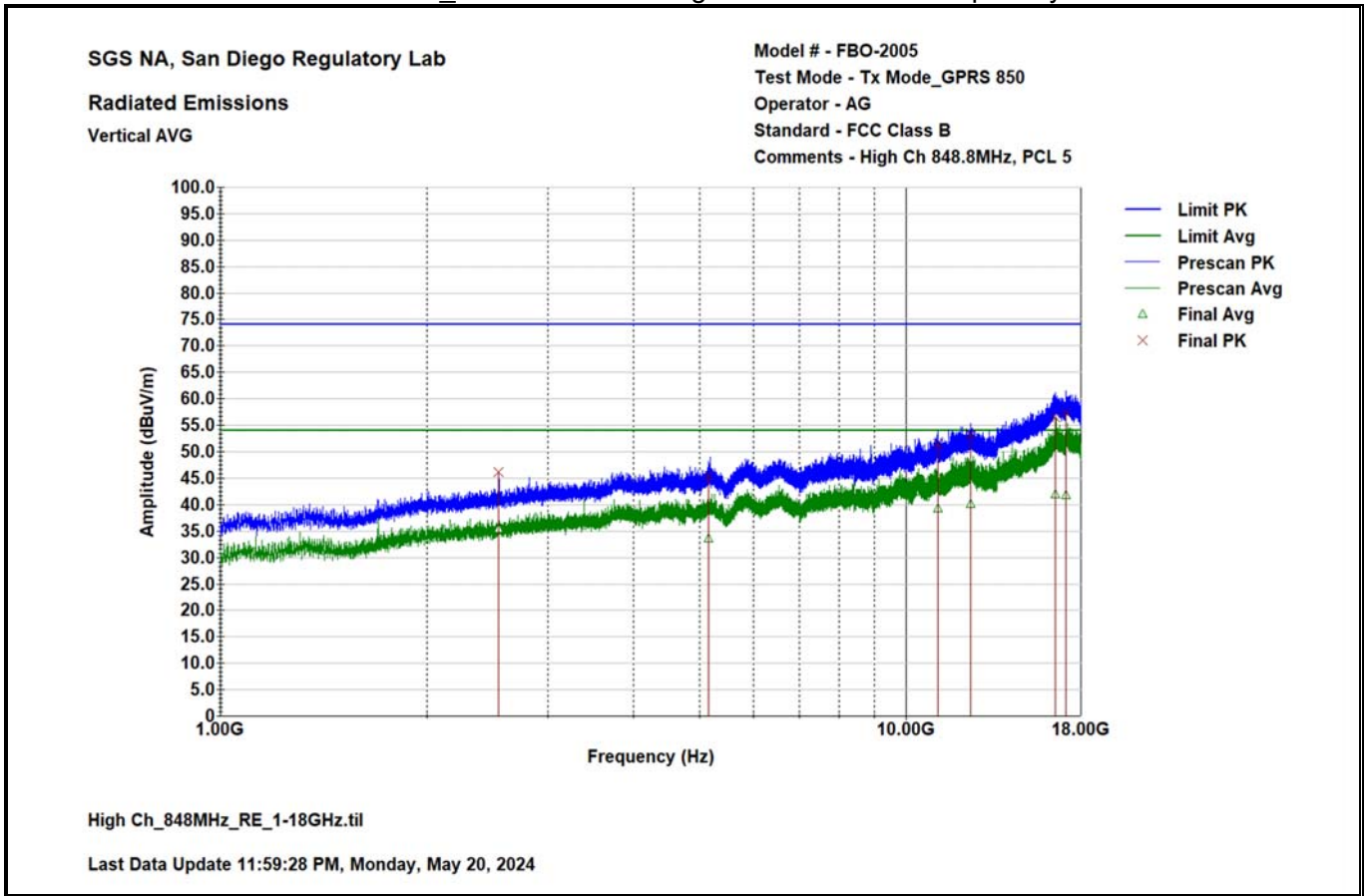
Peak Data

Freq. (MHz)	Final QP (dBµV/m)	Total Corr. (dB)	Margin (dB)	Limit (dBµV/m)	Ant. Height (cm)	Azimuth (deg.)
1673.2	43.62	-5.06	-30.36	74	150	223
2509.6	46.48	0	-27.5	74	400	174
4183.25	44.96	5.02	-29.02	74	301	149
6541.15	48.84	11.07	-25.14	74	248	101
12051.27	52.09	25.34	-21.89	74	150	175
16607.28	53.87	33.56	-20.11	74	378	38
17407.89	52.87	32.24	-21.11	74	186	331

Average Data

Freq. (MHz)	Final QP (dBµV/m)	Total Corr. (dB)	Margin (dB)	Limit (dBµV/m)	Ant. Height (cm)	Azimuth (deg.)
1673.2	33.16	-5.06	-20.82	54	150	223
2509.6	35.69	0	-18.29	54	400	174
4183.25	32.99	5.02	-20.99	54	301	149
6541.15	35.59	11.07	-18.39	54	248	101
12051.27	39.2	25.34	-14.78	54	150	175
16607.28	40.92	33.56	-13.06	54	378	38
17407.89	39.8	32.24	-14.18	54	186	331

GPRS 850\_1GHz to 18GHz High Channel – Vertical polarity



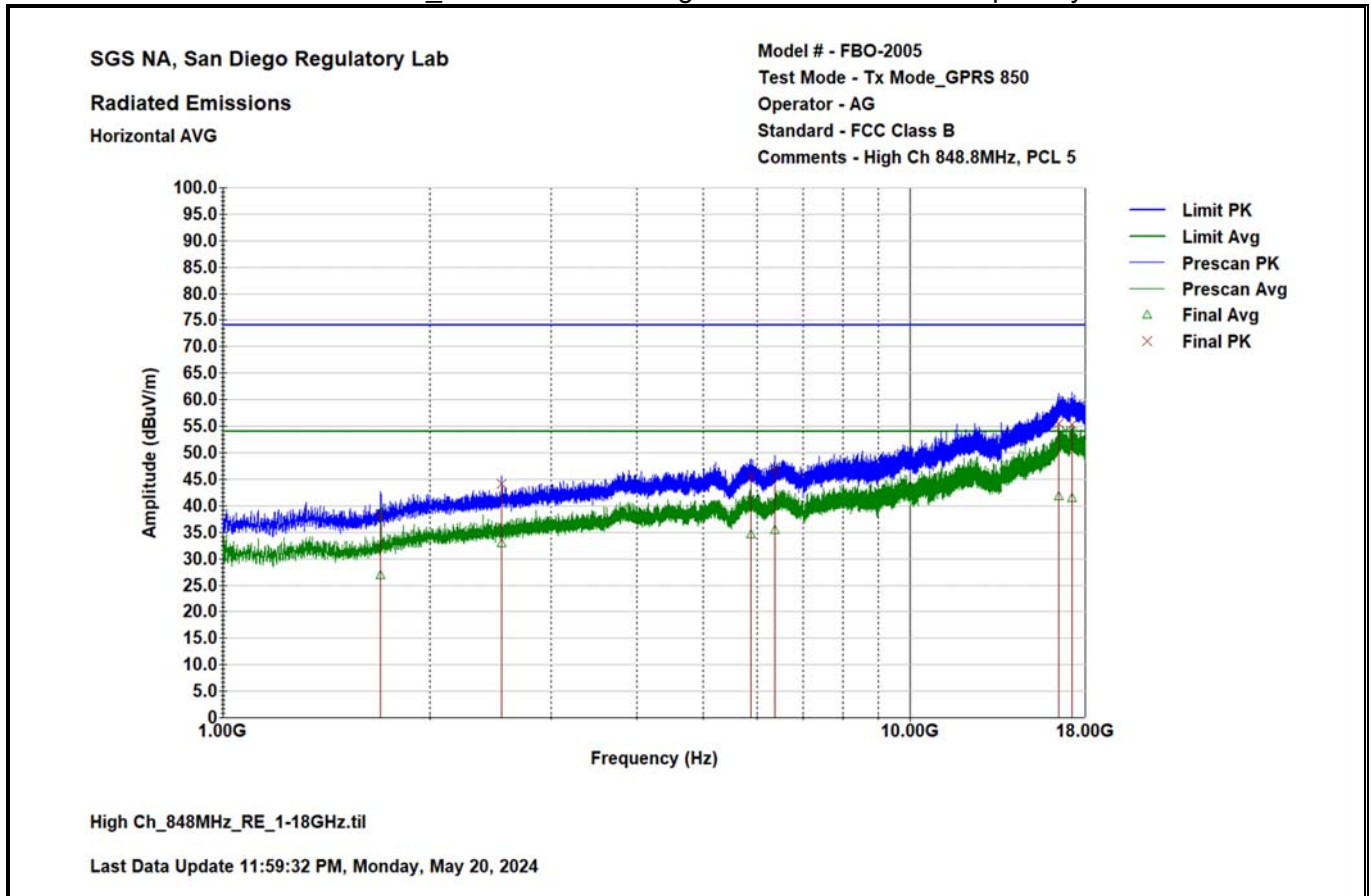
Peak Data

Freq. (MHz)	Final QP (dBµV/m)	Total Corr. (dB)	Margin (dB)	Limit (dBµV/m)	Ant. Height (cm)	Azimuth (deg.)
2546.575	46.21	0.33	-27.79	74	237	95
5148.85	45.52	7.2	-28.48	74	320	92
11138.8	51.41	22.66	-22.59	74	400	248
12441.42	53.3	25.97	-20.7	74	340	362
16513.77	56.42	33.16	-17.58	74	289	190
17106.23	57.37	32.77	-16.63	74	257	366

Average Data

Freq. (MHz)	Final QP (dBµV/m)	Total Corr. (dB)	Margin (dB)	Limit (dBµV/m)	Ant. Height (cm)	Azimuth (deg.)
2546.575	35.57	0.33	-18.43	54	237	95
5148.85	33.7	7.2	-20.3	54	320	92
11138.8	39.28	22.66	-14.72	54	400	248
12441.42	40.22	25.97	-13.78	54	340	362
16513.77	42	33.16	-12	54	289	190
17106.23	41.87	32.77	-12.13	54	257	366

GPRS 850\_1GHz to 18GHz High Channel – Horizontal polarity



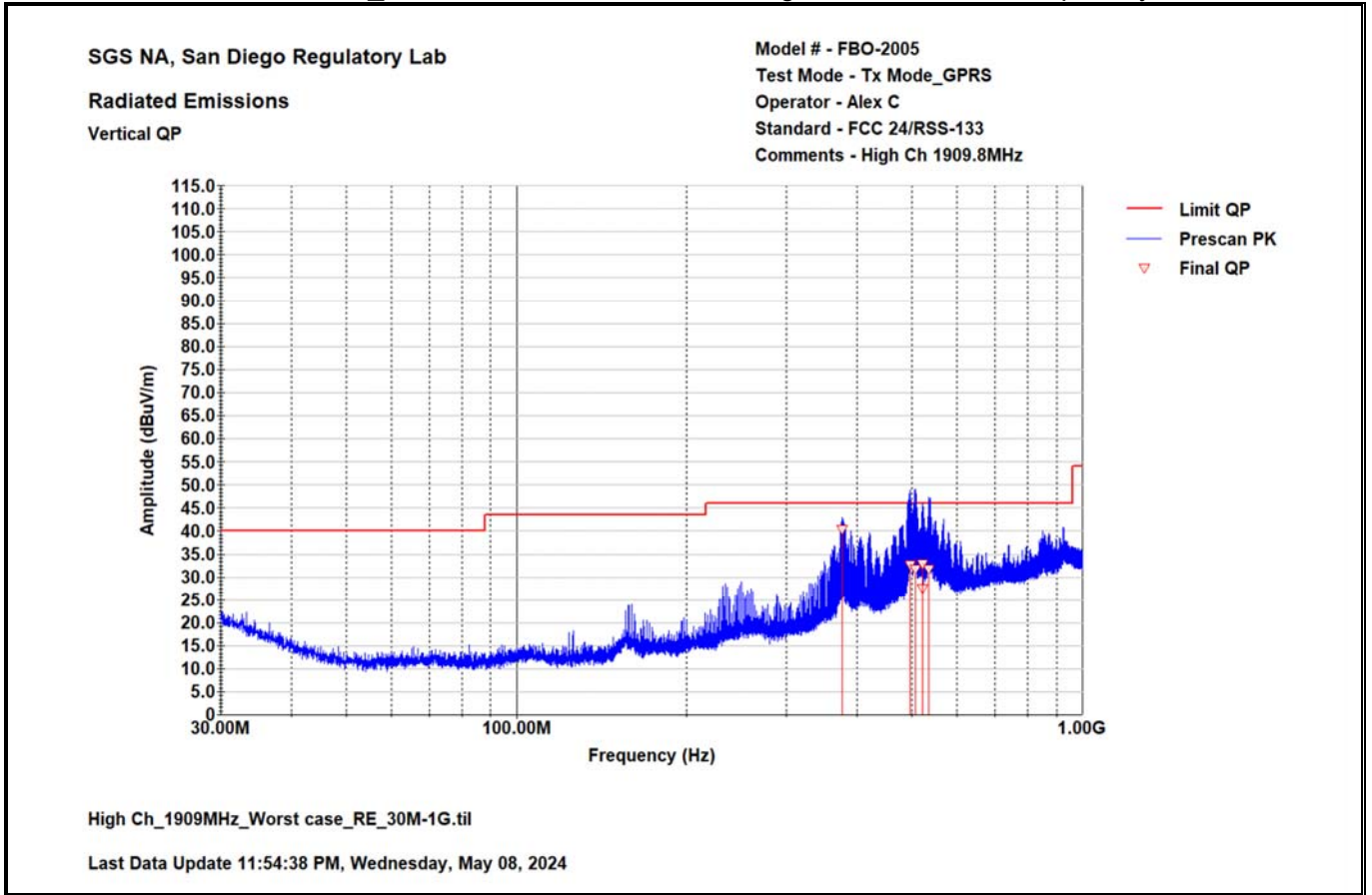
Peak Data

Freq. (MHz)	Final QP (dBµV/m)	Total Corr. (dB)	Margin (dB)	Limit (dBµV/m)	Ant. Height (cm)	Azimuth (deg.)
1697.425	38.35	-4.64	-35.65	74	150	233
2546.575	44.21	0.33	-29.79	74	196	218
5868.8	45.88	9.69	-28.12	74	332	121
6351.175	47.11	10.57	-26.89	74	278	258
16490.4	55.56	33.06	-18.44	74	155	303
17205.25	55.39	32.79	-18.61	74	325	143

Average Data

Freq. (MHz)	Final QP (dBµV/m)	Total Corr. (dB)	Margin (dB)	Limit (dBµV/m)	Ant. Height (cm)	Azimuth (deg.)
1697.425	27.06	-4.64	-26.94	54	150	233
2546.575	32.92	0.33	-21.08	54	196	218
5868.8	34.61	9.69	-19.39	54	332	121
6351.175	35.42	10.57	-18.58	54	278	258
16490.4	41.89	33.06	-12.11	54	155	303
17205.25	41.44	32.79	-12.56	54	325	143

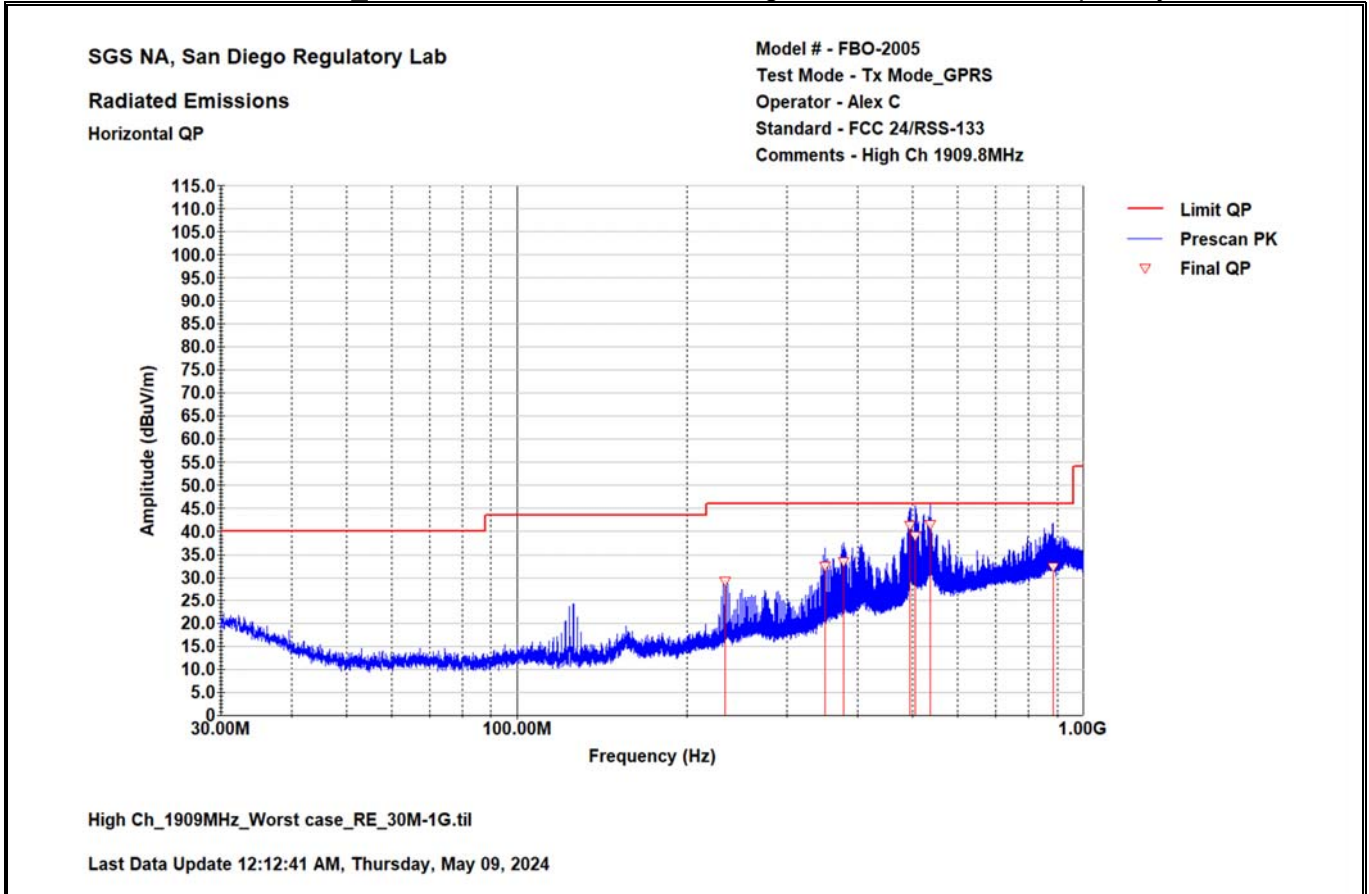
GPRS 1900\_30MHz to 1GHz Worst-Case High Channel – Vertical polarity



Quasi-Peak Data

Freq. (MHz)	Final QP (dBµV/m)	Total Corr. (dB)	Margin (dB)	Limit (dBµV/m)	Ant. Height (cm)	Azimuth (deg.)
375.49	40.45	22.55	-5.55	46	154	380
495.503	32.86	25.46	-13.14	46	100	175
507.385	31.82	26.24	-14.18	46	100	175
521.354	27.66	27.39	-18.34	46	100	167
521.354	32.91	27.39	-13.09	46	101	322
535.564	31.82	28.35	-14.18	46	101	208

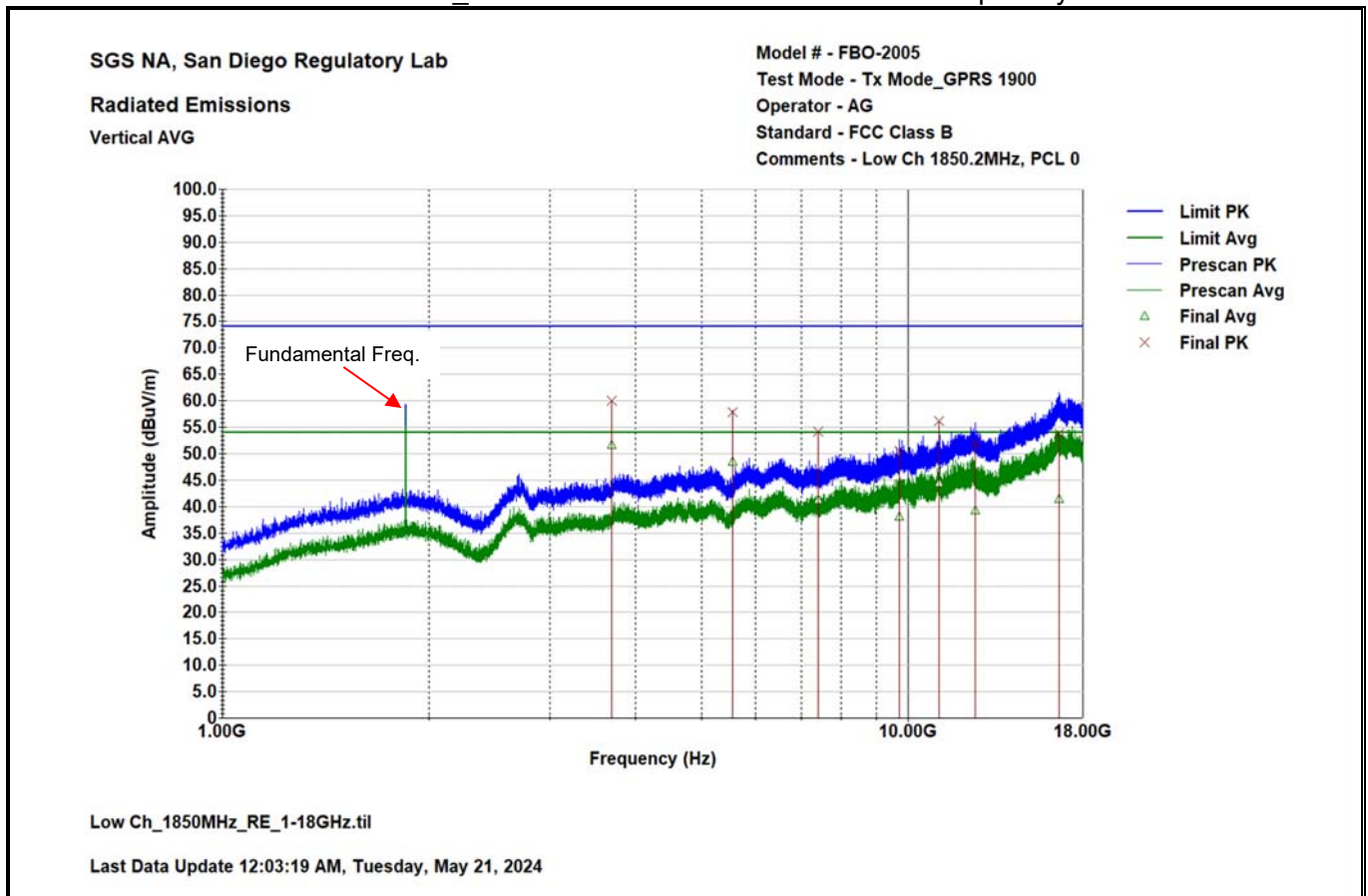
GPRS 1900 30MHz to 1GHz Worst-Case High Channel – Horizontal polarity



Quasi-Peak Data

Freq. (MHz)	Final QP (dBµV/m)	Total Corr. (dB)	Margin (dB)	Limit (dBµV/m)	Ant. Height (cm)	Azimuth (deg.)
233.506	29.4	17.63	-16.6	46	138	183
349.324	32.63	21.67	-13.37	46	100	174
377.26	33.48	22.64	-12.52	46	100	143
495.091	41.35	25.43	-4.65	46	100	221
505.155	39.13	26.07	-6.87	46	100	229
537.189	41.53	28.44	-4.47	46	311	-6
886.195	32.43	31.62	-13.57	46	100	29

GPRS 1900\_1GHz to 18GHz Low Channel – Vertical polarity



Fundamental freq

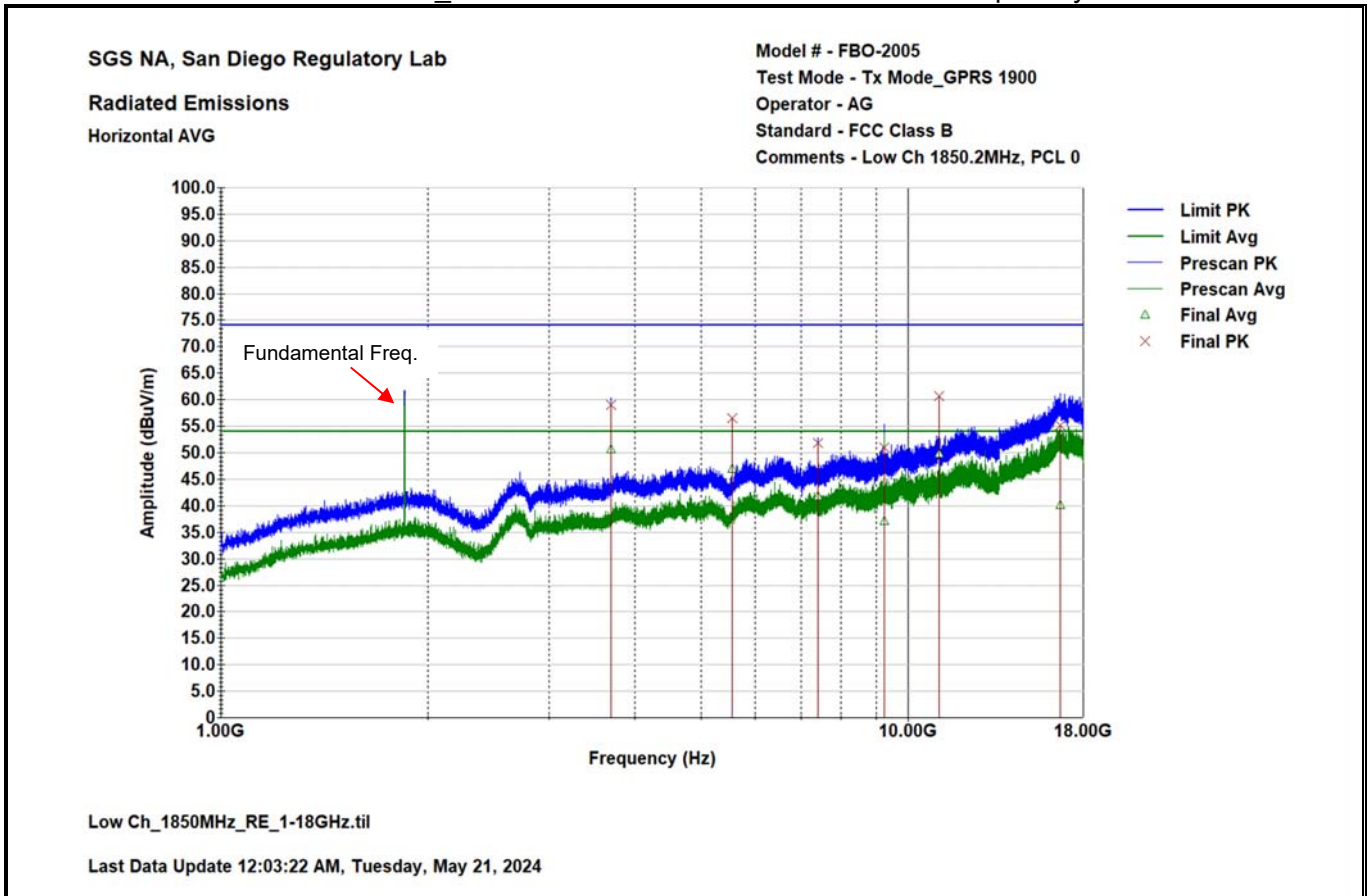
Peak Data

Freq. (MHz)	Final QP (dBµV/m)	Total Corr. (dB)	Margin (dB)	Limit (dBµV/m)	Ant. Height (cm)	Azimuth (deg.)
3700.45	59.99	3.2	-14.01	74	240	159
5550.475	57.85	8.13	-16.15	74	186	186
7401.35	54.08	13.03	-19.92	74	350	147
9712.5	50.56	18.87	-23.44	74	233	230
11101.4	56.17	22.53	-17.83	74	342	155
12543.42	52.07	26.05	-21.93	74	388	220
16595.8	53.88	33.52	-20.12	74	341	291

Average Data

Freq. (MHz)	Final QP (dBµV/m)	Total Corr. (dB)	Margin (dB)	Limit (dBµV/m)	Ant. Height (cm)	Azimuth (deg.)
3700.45	51.71	3.2	-2.29	54	240	159
5550.475	48.46	8.13	-5.54	54	186	186
7401.35	41.36	13.03	-12.64	54	350	147
9712.5	38.23	18.87	-15.77	54	233	230
11101.4	44.53	22.53	-9.47	54	342	155
12543.42	39.3	26.05	-14.7	54	388	220
16595.8	41.41	33.52	-12.59	54	341	291

GPRS 1900\_1GHz to 18GHz Low Channel – Horizontal polarity



Peak Data

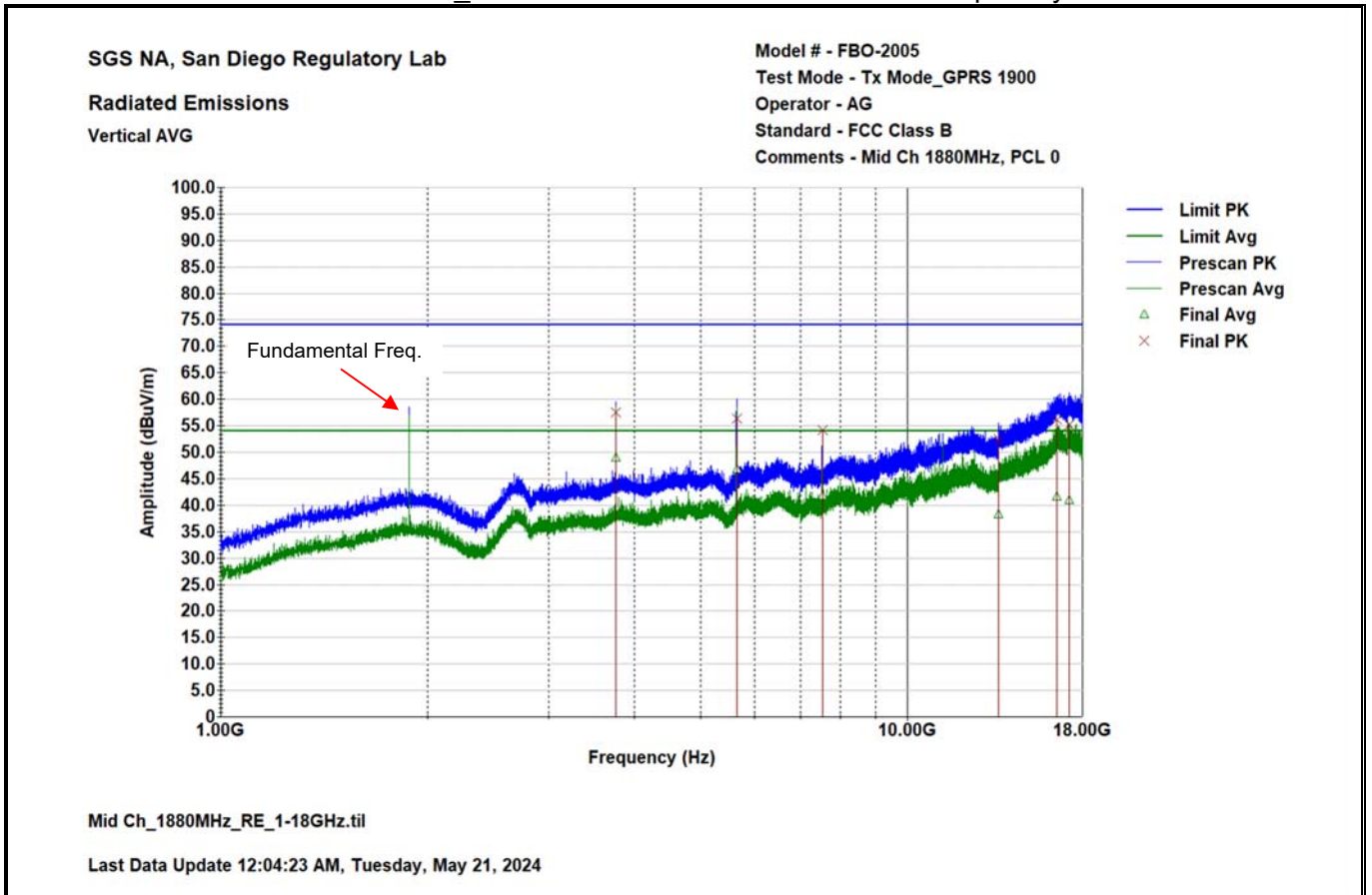
Freq. (MHz)	Final QP (dBµV/m)	Total Corr. (dB)	Margin (dB)	Limit (dBµV/m)	Ant. Height (cm)	Azimuth (deg.)
3700.45	59.03	3.2	-14.97	74	150	151
5550.475	56.42	8.13	-17.58	74	150	239
7400.925	51.8	13.03	-22.2	74	150	217
9251.375	50.93	17.79	-23.07	74	232	76
11100.98	60.69	22.53	-13.31	74	371	124
16658.7	55.16	33.62	-18.84	74	210	-6

Average Data

Freq. (MHz)	Final QP (dBµV/m)	Total Corr. (dB)	Margin (dB)	Limit (dBµV/m)	Ant. Height (cm)	Azimuth (deg.)
3700.45	50.63	3.2	-3.37	54	150	151
5550.475	46.96	8.13	-7.04	54	150	239
7400.925	41.78	13.03	-12.22	54	150	217
9251.375	37.09	17.79	-16.91	54	232	76
11100.98	49.83	22.53	-4.17	54	371	124
16658.7	40.12	33.62	-13.88	54	210	-6



GPRS 1900\_1GHz to 18GHz Mid Channel – Vertical polarity



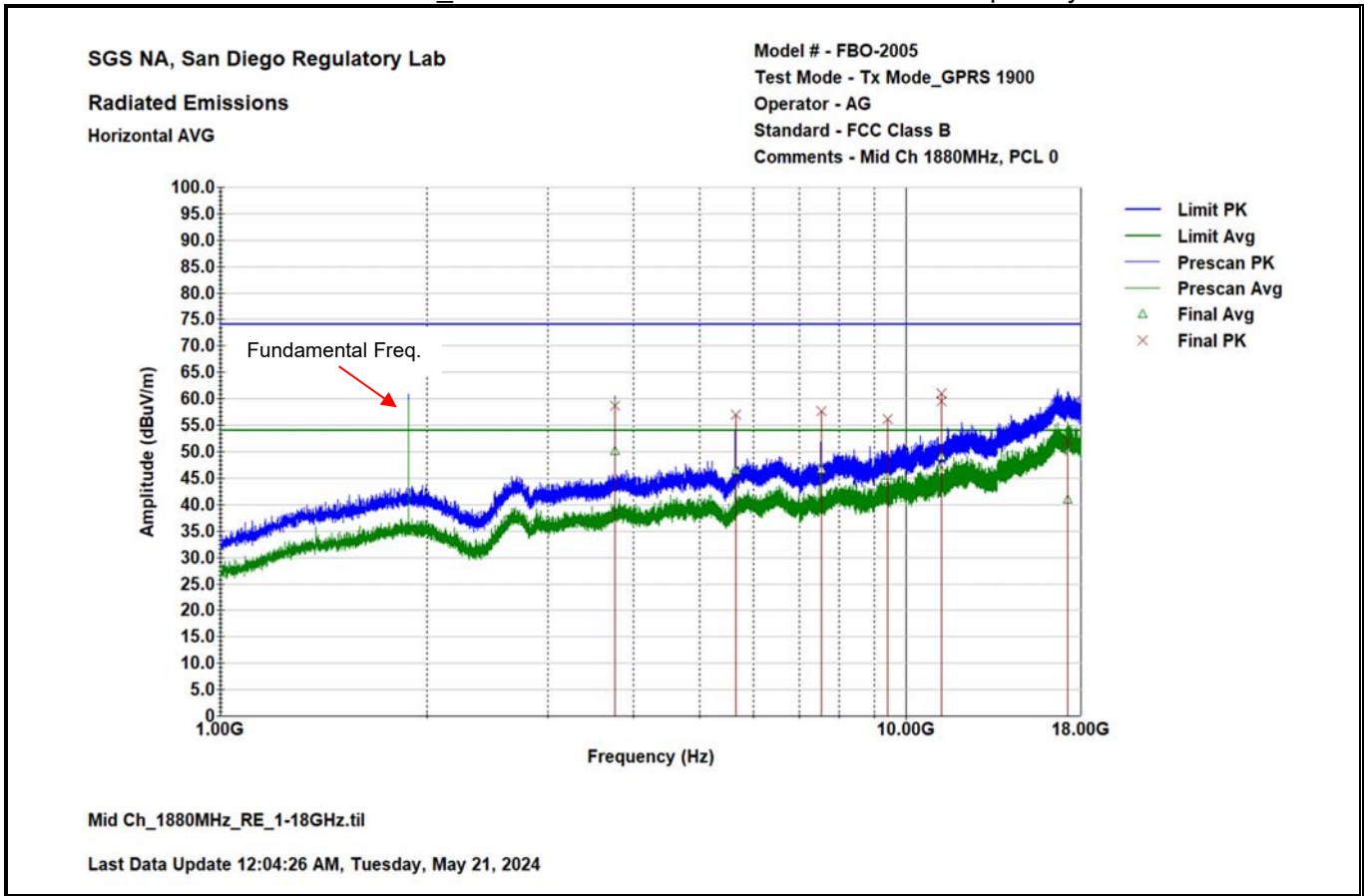
Peak Data

Freq. (MHz)	Final QP (dBµV/m)	Total Corr. (dB)	Margin (dB)	Limit (dBµV/m)	Ant. Height (cm)	Azimuth (deg.)
3759.95	57.5	3.55	-16.5	74	358	268
5640.15	56.24	8.8	-17.76	74	155	224
7519.5	54.21	13.51	-19.79	74	150	132
13601.68	52.44	26.28	-21.56	74	248	140
16496.78	56.16	33.09	-17.84	74	287	122
17214.18	55.11	32.77	-18.89	74	388	357

Average Data

Freq. (MHz)	Final QP (dBµV/m)	Total Corr. (dB)	Margin (dB)	Limit (dBµV/m)	Ant. Height (cm)	Azimuth (deg.)
3759.95	48.96	3.55	-5.04	54	358	268
5640.15	46.79	8.8	-7.21	54	155	224
7519.5	41.8	13.51	-12.2	54	150	132
13601.68	38.39	26.28	-15.61	54	248	140
16496.78	41.75	33.09	-12.25	54	287	122
17214.18	41.01	32.77	-12.99	54	388	357

GPRS 1900\_1GHz to 18GHz Mid Channel – Horizontal polarity



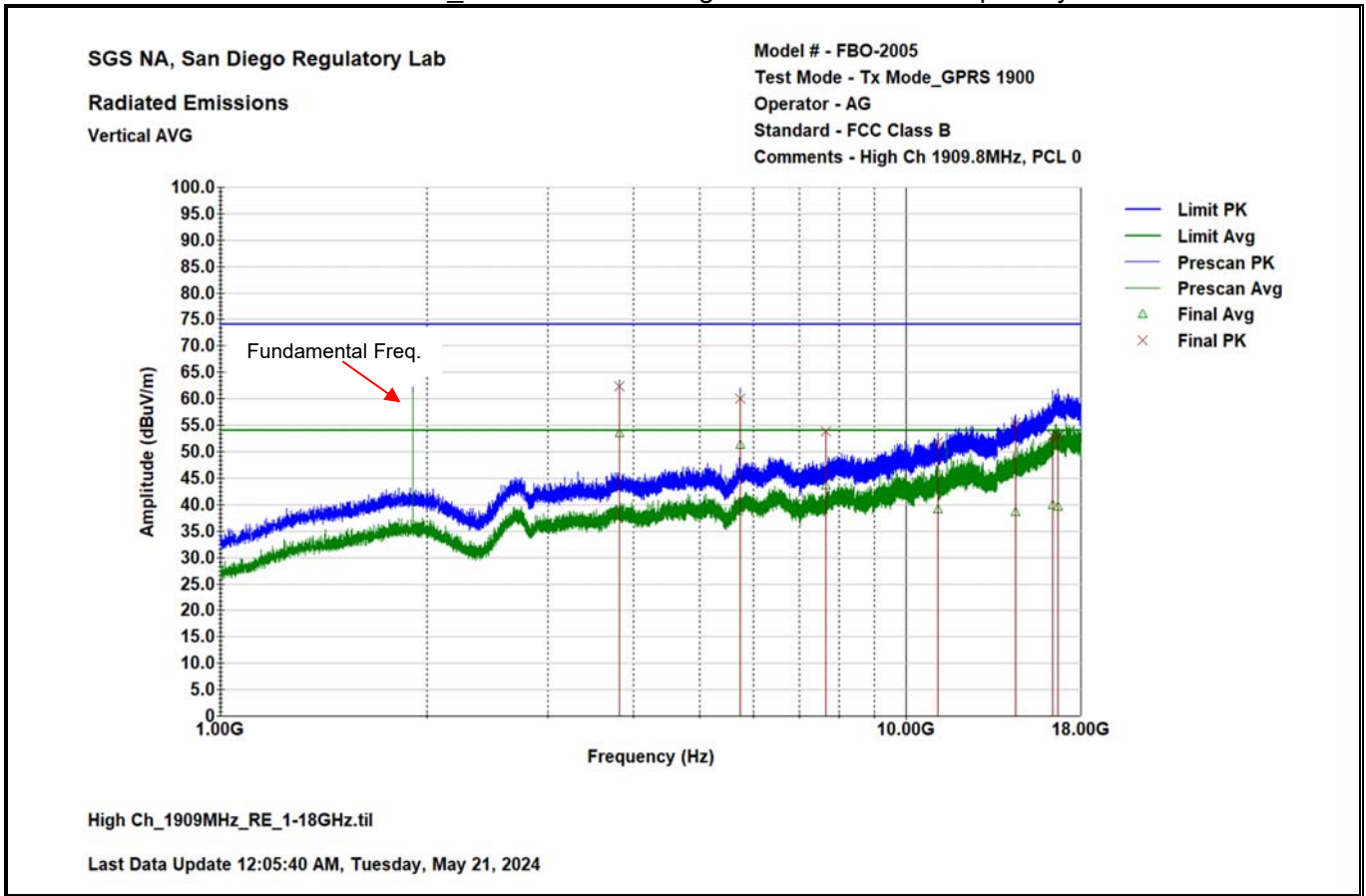
Peak Data

Freq. (MHz)	Final QP (dBµV/m)	Total Corr. (dB)	Margin (dB)	Limit (dBµV/m)	Ant. Height (cm)	Azimuth (deg.)
3759.95	58.6	3.55	-15.4	74	263	203
5639.725	57	8.79	-17	74	155	244
7520.35	57.64	13.51	-16.36	74	316	144
9400.125	56.11	18.02	-17.89	74	278	53
11280.32	61.03	23.32	-12.97	74	369	116
11280.32	59.48	23.32	-14.52	74	150	161
17220.12	52.17	32.75	-21.83	74	171	97

Average Data

Freq. (MHz)	Final QP (dBµV/m)	Total Corr. (dB)	Margin (dB)	Limit (dBµV/m)	Ant. Height (cm)	Azimuth (deg.)
3759.95	50.1	3.55	-3.9	54	263	203
5639.725	46.52	8.79	-7.48	54	155	244
7520.35	46.64	13.51	-7.36	54	316	144
9400.125	45.49	18.02	-8.51	54	278	53
11280.32	49.2	23.32	-4.8	54	369	116
11280.32	46.57	23.32	-7.43	54	150	161
17220.12	40.93	32.75	-13.07	54	171	97

GPRS 1900\_1GHz to 18GHz High Channel – Vertical polarity



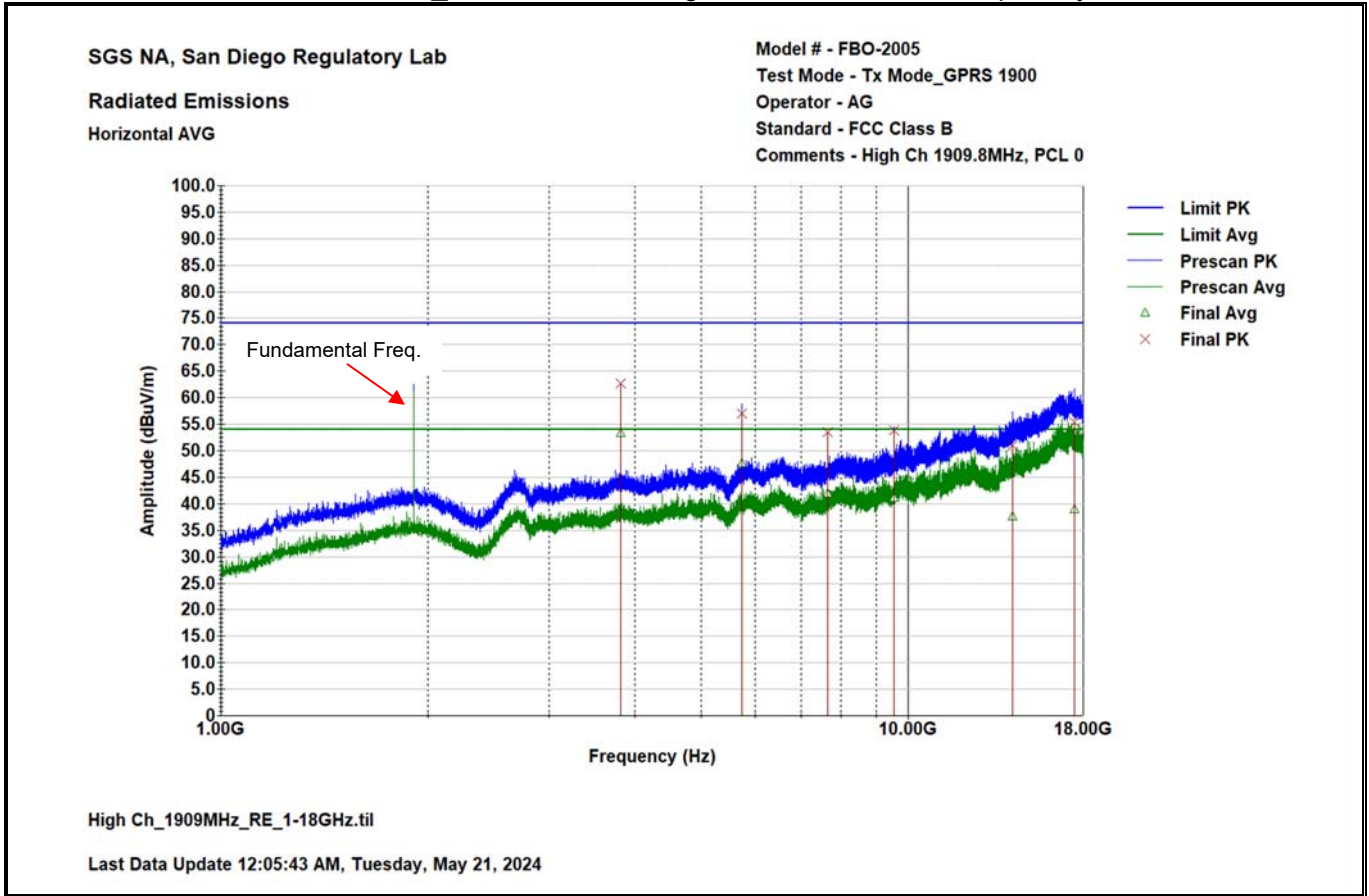
Peak Data

Freq. (MHz)	Final QP (dBµV/m)	Total Corr. (dB)	Margin (dB)	Limit (dBµV/m)	Ant. Height (cm)	Azimuth (deg.)
3819.45	62.34	3.65	-11.66	74	150	267
5729.4	60.07	9.15	-13.93	74	150	220
7639.35	53.79	13.86	-20.21	74	150	186
11126.47	51.79	22.62	-22.21	74	171	329
14445.3	55.49	27.26	-18.51	74	217	35
16385.85	53.01	32.58	-20.99	74	388	226
16688.87	53.04	33.61	-20.96	74	194	332

Average Data

Freq. (MHz)	Final QP (dBµV/m)	Total Corr. (dB)	Margin (dB)	Limit (dBµV/m)	Ant. Height (cm)	Azimuth (deg.)
3819.45	53.55	3.65	-0.45	54	150	267
5729.4	51.31	9.15	-2.69	54	150	220
7639.35	43.58	13.86	-10.42	54	150	186
11126.47	39.22	22.62	-14.78	54	171	329
14445.3	38.71	27.26	-15.29	54	217	35
16385.85	40.07	32.58	-13.93	54	388	226
16688.87	39.59	33.61	-14.41	54	194	332

GPRS 1900\_1GHz to 18GHz High Channel – Horizontal polarity



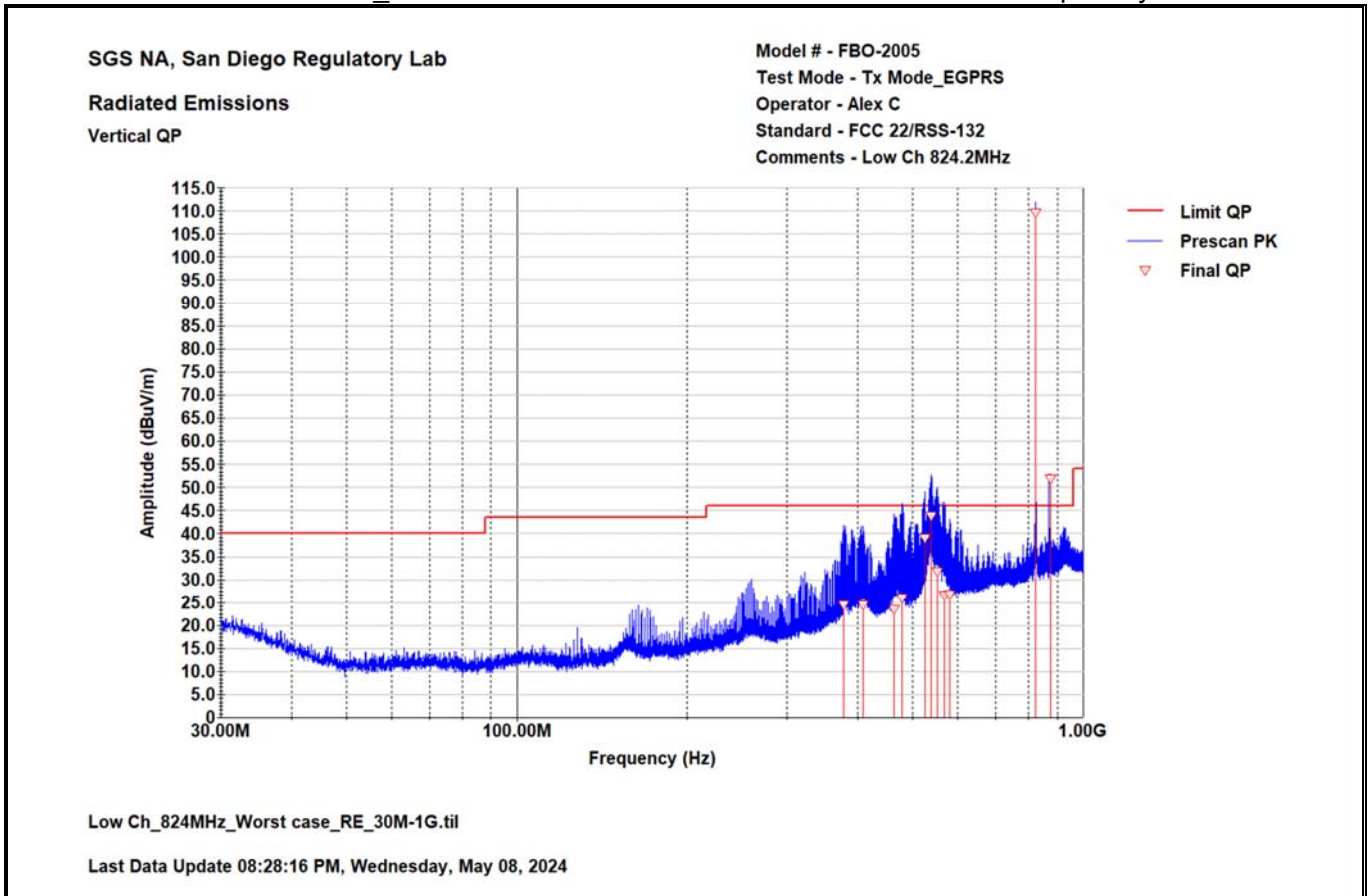
Peak Data

Freq. (MHz)	Final QP (dBµV/m)	Total Corr. (dB)	Margin (dB)	Limit (dBµV/m)	Ant. Height (cm)	Azimuth (deg.)
3819.875	62.63	3.65	-11.37	74	370	178
5729.4	56.93	9.15	-17.07	74	171	238
7638.925	53.46	13.86	-20.54	74	194	152
9548.875	53.82	18.61	-20.18	74	155	138
14216.22	50.96	26.95	-23.04	74	155	172
17490	55.27	32.12	-18.73	74	150	99

Average Data

Freq. (MHz)	Final QP (dBµV/m)	Total Corr. (dB)	Margin (dB)	Limit (dBµV/m)	Ant. Height (cm)	Azimuth (deg.)
3819.875	53.24	3.65	-0.76	54	370	178
5729.4	47.72	9.15	-6.28	54	171	238
7638.925	41.92	13.86	-12.08	54	194	152
9548.875	41.24	18.61	-12.76	54	155	138
14216.22	37.59	26.95	-16.41	54	155	172
17490	38.98	32.12	-15.02	54	150	99

EGPRS 850\_30MHz to 1GHz Worst-Case Low Channel – Vertical polarity



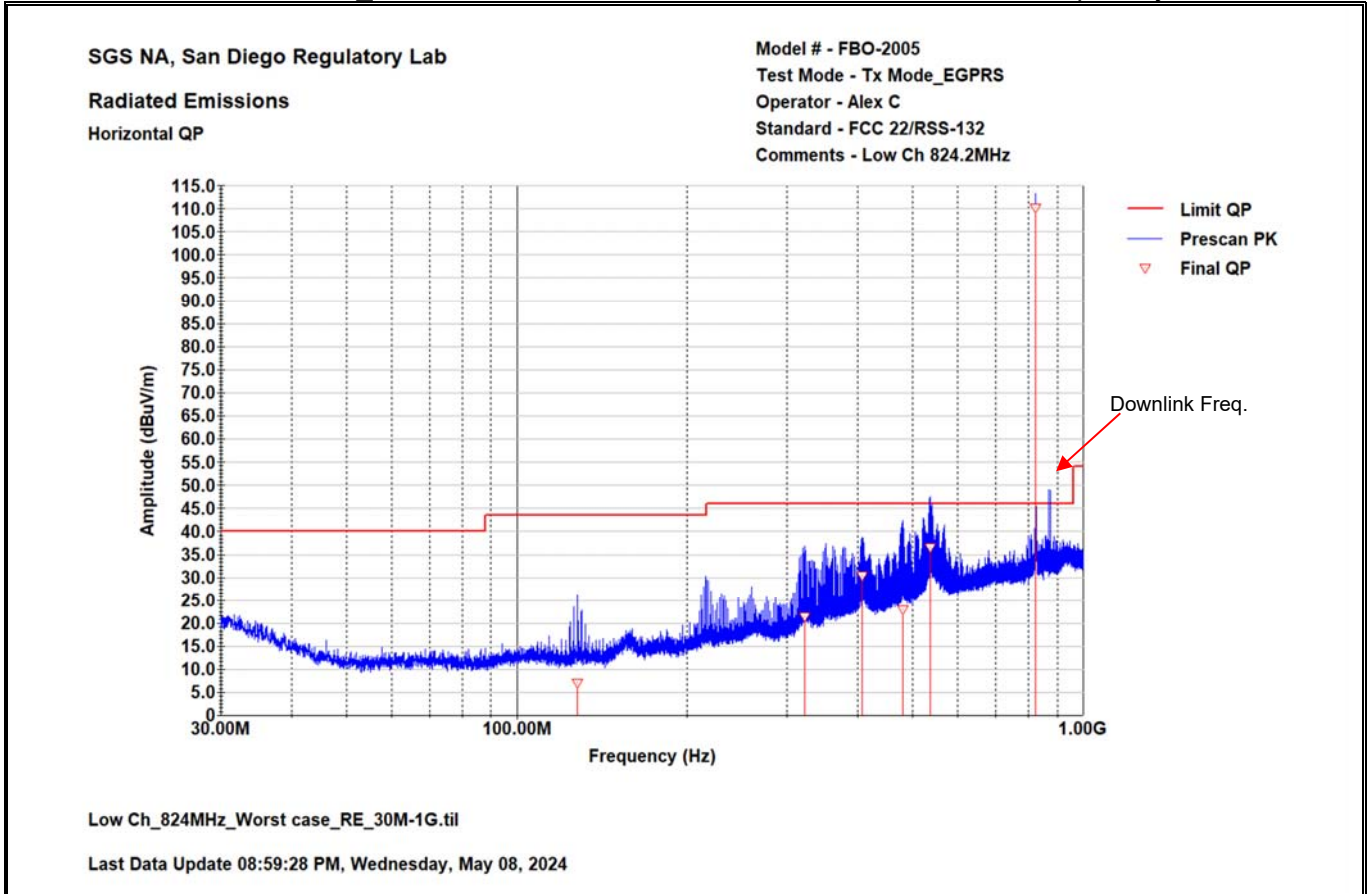
Quasi-Peak Data

Freq. (MHz)	Final QP (dBuV/m)	Total Corr. (dB)	Margin (dB)	Limit (dBuV/m)	Ant. Height (cm)	Azimuth (deg.)
377.794	24.46	22.66	-21.54	46	100	148
407.742	24.53	24.62	-21.47	46	193	179
463.93	23.51	24.83	-22.49	46	106	71
477.97	26.11	25.04	-19.89	46	106	183
525.791	39.14	27.6	-6.86	46	100	126
539.735	43.96	28.57	-2.04	46	101	137
552.224	31.91	28.7	-14.09	46	101	106
567.913	26.65	27.29	-19.35	46	194	-20
581.882	26.83	27.48	-19.17	46	281	83
824.115	109.54			1)		
875.986	51.85			2)		

1) Note: Fundamental uplink frequency, not subject to this test limit. Data provided only for information purpose.

2) Note: Fundamental downlink frequency, not subject to this test limit. Data provided only for information purpose

EGPRS 850 30MHz to 1GHz Worst-Case Low Channel – Horizontal polarity

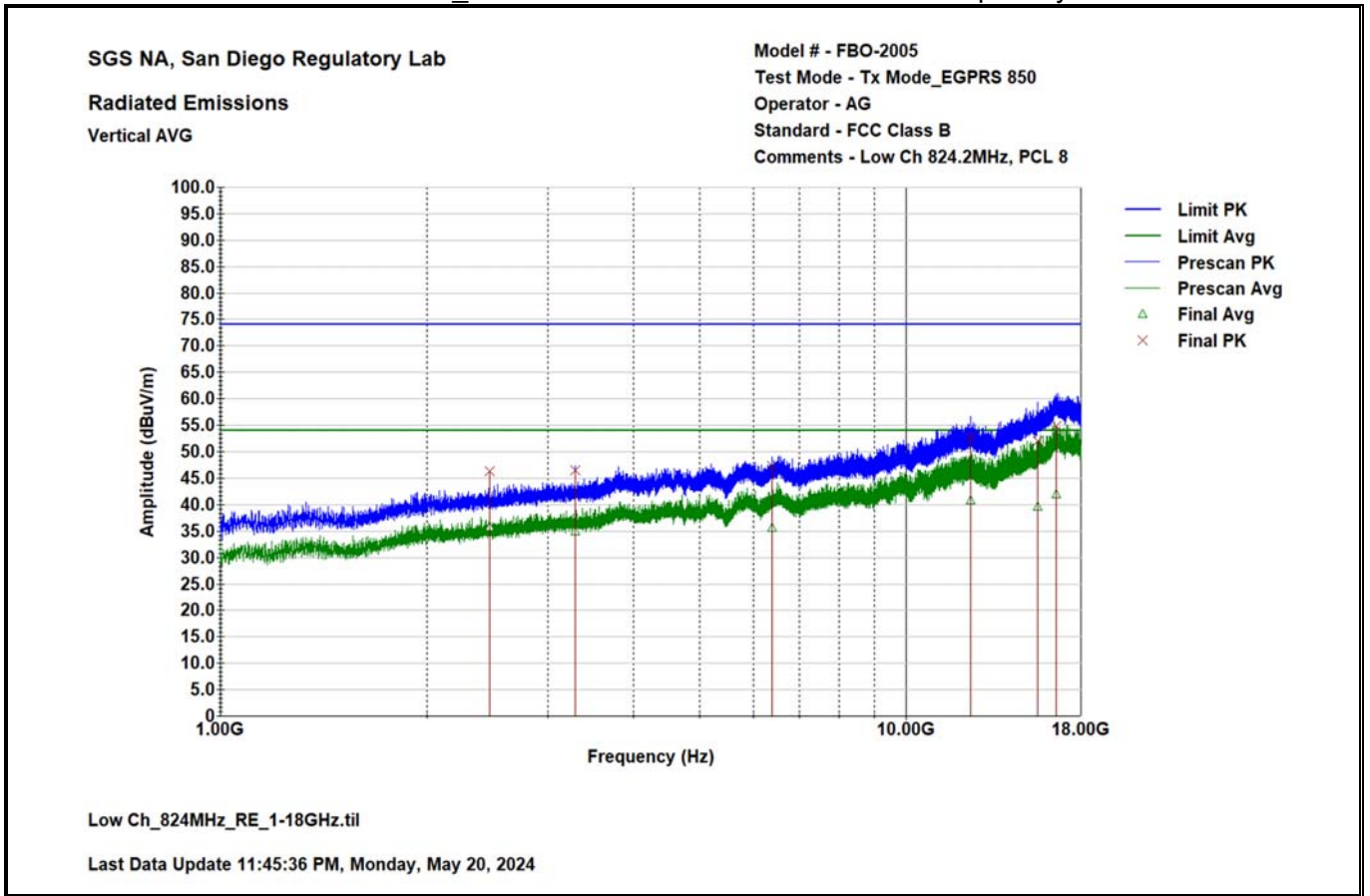


Quasi-Peak Data

Freq. (MHz)	Final QP (dBµV/m)	Total Corr. (dB)	Margin (dB)	Limit (dBµV/m)	Ant. Height (cm)	Azimuth (deg.)
127.922	7	13.24	-36.52	43.52	232	15
321.606	21.44	19.92	-24.56	46	100	304
407.597	30.55	24.61	-15.45	46	240	106
480.08	23.01	25.08	-22.99	46	264	21
537.48	36.54	28.45	-9.46	46	359	270
824.236	110.21			1)		

1) Note: Fundamental uplink frequency, not subject to this test limit. Data provided only for information purpose.

EGPRS 850\_1GHz to 18GHz Low Channel – Vertical polarity



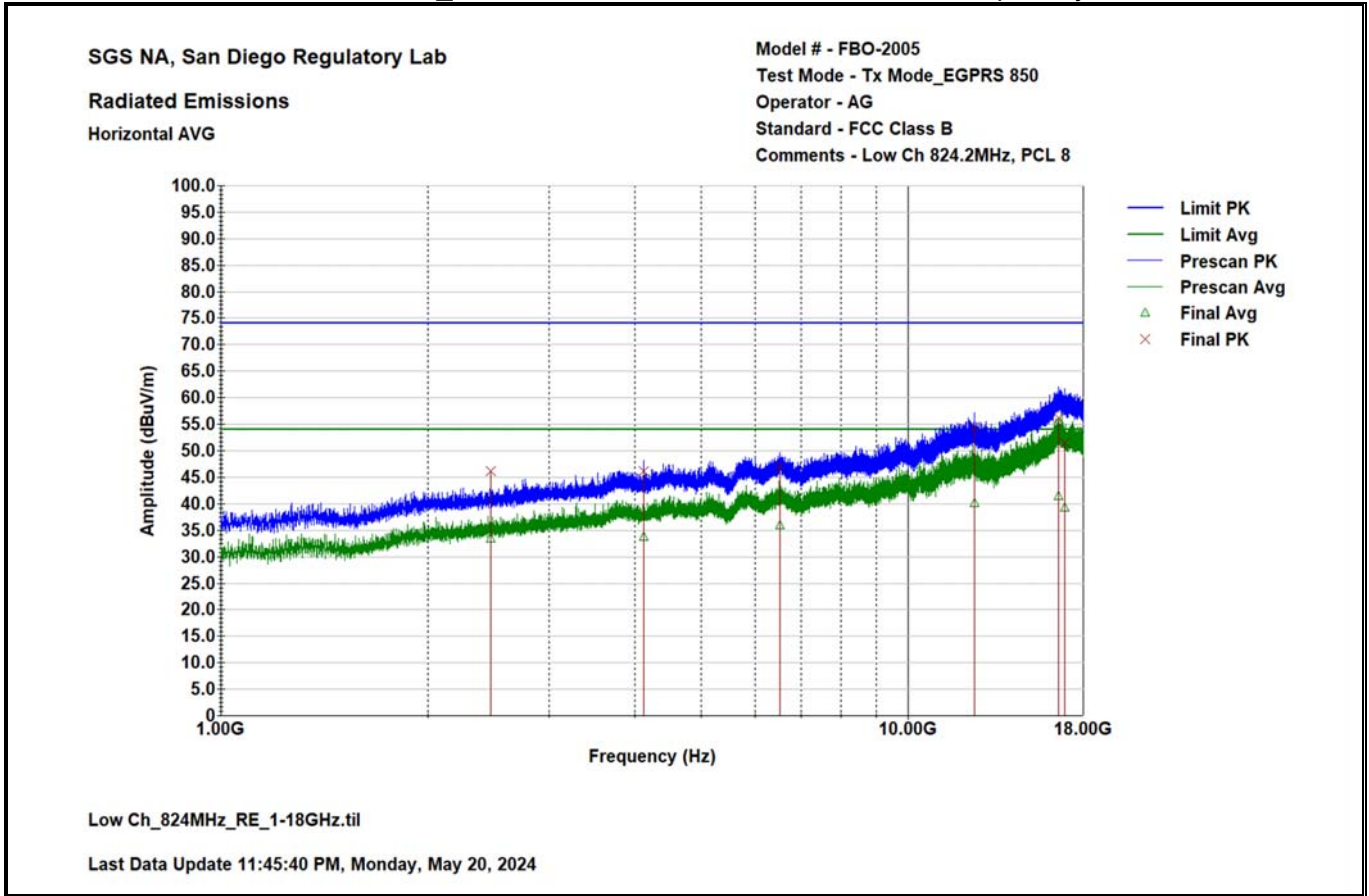
Peak Data

Freq. (MHz)	Final QP (dBµV/m)	Total Corr. (dB)	Margin (dB)	Limit (dBµV/m)	Ant. Height (cm)	Azimuth (deg.)
2472.625	46.28	-0.17	-27.72	74	212	120
3296.7	46.41	2.48	-27.59	74	358	148
6378.8	47.36	10.64	-26.64	74	320	289
12432.92	52.87	25.96	-21.13	74	225	199
15582.6	51.95	29.86	-22.05	74	348	21
16580.93	54.77	33.45	-19.23	74	202	-2

Average Data

Freq. (MHz)	Final QP (dBµV/m)	Total Corr. (dB)	Margin (dB)	Limit (dBµV/m)	Ant. Height (cm)	Azimuth (deg.)
2472.625	35.85	-0.17	-18.15	54	212	120
3296.7	35.05	2.48	-18.95	54	358	148
6378.8	35.65	10.64	-18.35	54	320	289
12432.92	40.89	25.96	-13.11	54	225	199
15582.6	39.58	29.86	-14.42	54	348	21
16580.93	42.02	33.45	-11.98	54	202	-2

EGPRS 850\_1GHz to 18GHz Low Channel – Horizontal polarity



Peak Data

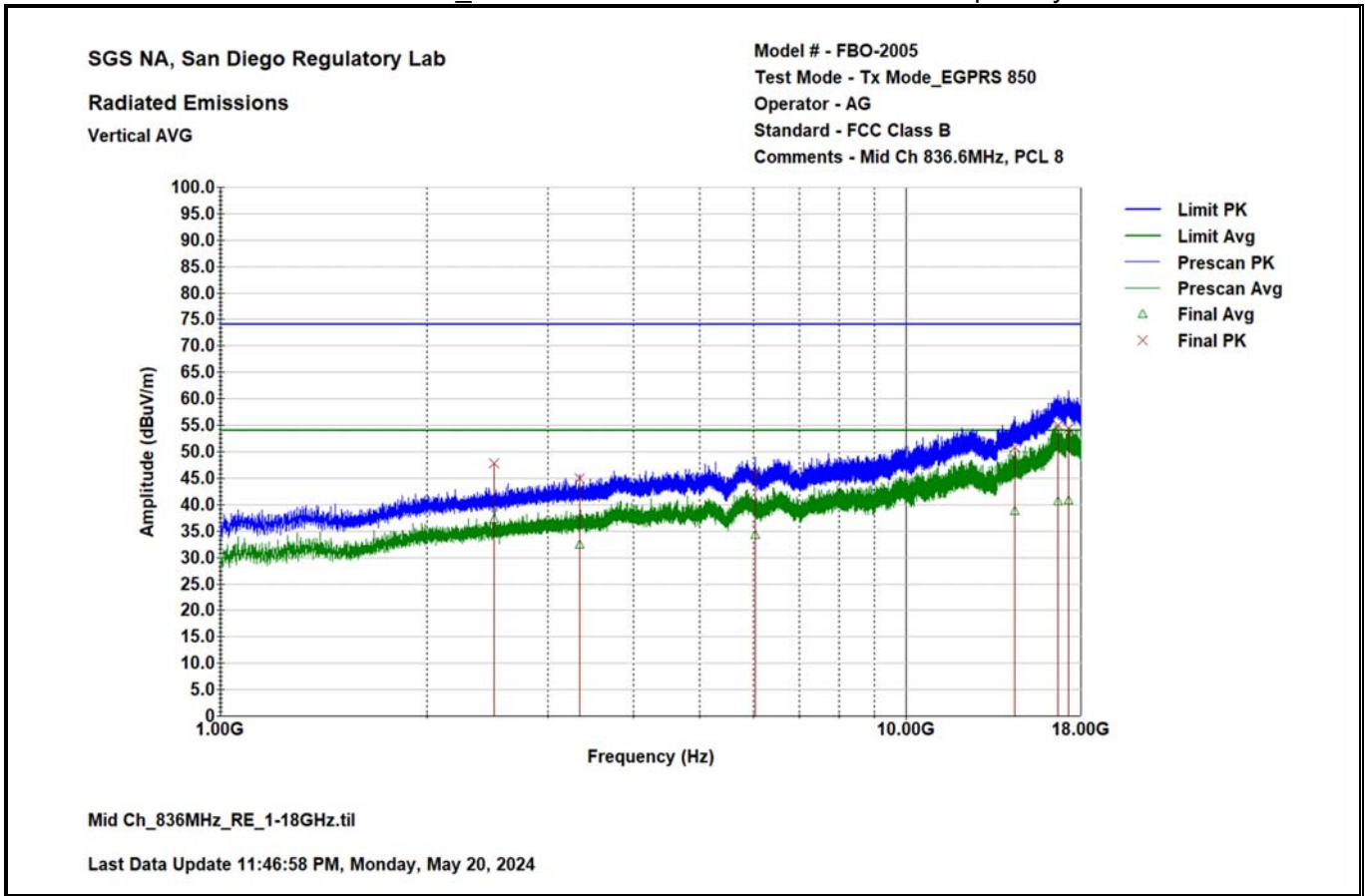
Freq. (MHz)	Final QP (dBµV/m)	Total Corr. (dB)	Margin (dB)	Limit (dBµV/m)	Ant. Height (cm)	Azimuth (deg.)
2472.2	46.21	-0.17	-27.79	74	283	157
4121.2	46.24	4.75	-27.76	74	379	83
6502.9	47.08	10.93	-26.92	74	256	228
12519.2	54.51	26.03	-19.49	74	150	340
16568.6	56.21	33.4	-17.79	74	163	307
16906.47	51.43	33.43	-22.57	74	309	377

Average Data

Freq. (MHz)	Final QP (dBµV/m)	Total Corr. (dB)	Margin (dB)	Limit (dBµV/m)	Ant. Height (cm)	Azimuth (deg.)
2472.2	33.57	-0.17	-20.43	54	283	157
4121.2	33.82	4.75	-20.18	54	379	83
6502.9	35.94	10.93	-18.06	54	256	228
12519.2	40.12	26.03	-13.88	54	150	340
16568.6	41.5	33.4	-12.5	54	163	307
16906.47	39.33	33.43	-14.67	54	309	377



EGPRS 850\_1GHz to 18GHz Mid Channel – Vertical polarity



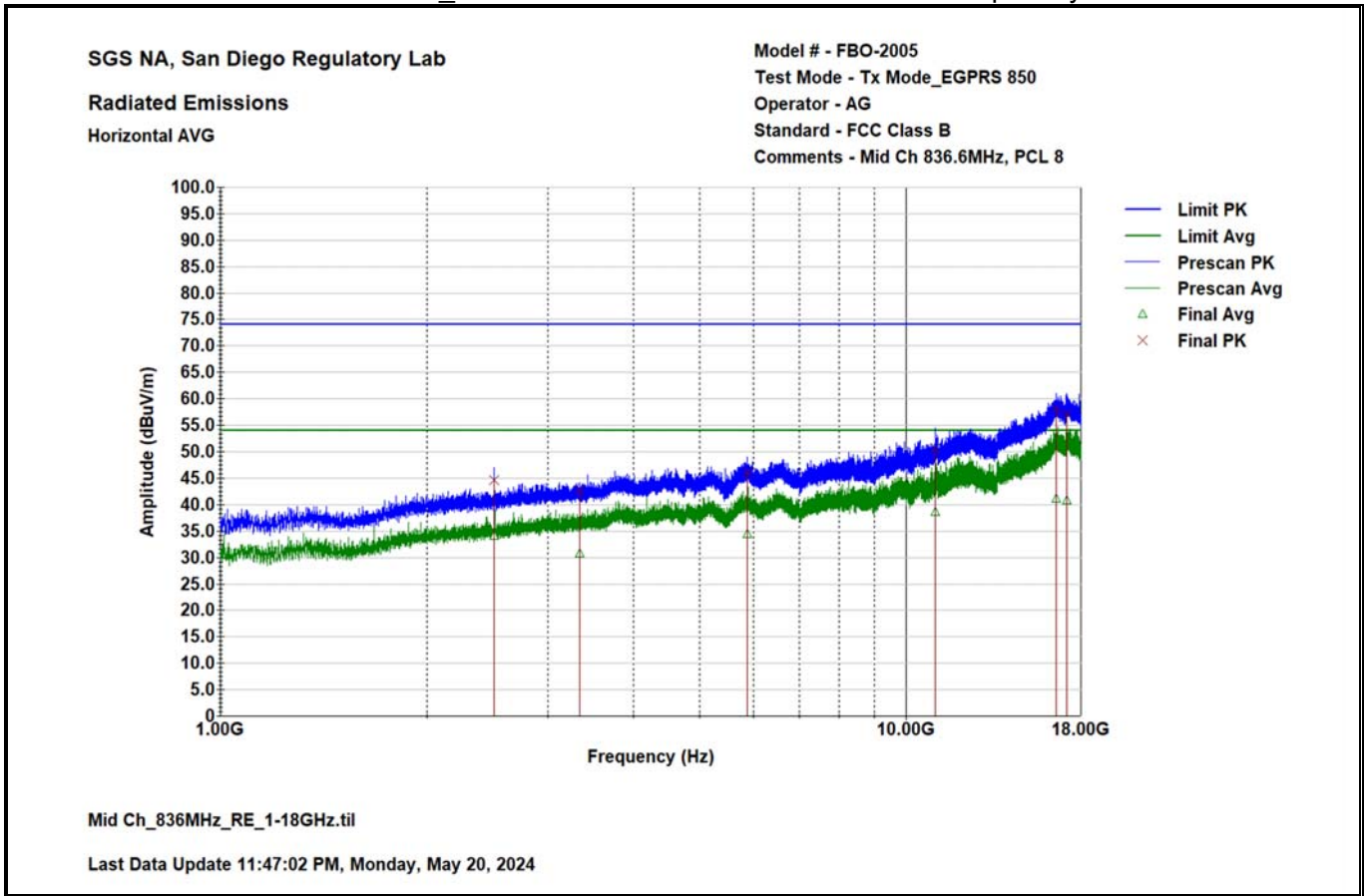
Peak Data

Freq. (MHz)	Final QP (dBµV/m)	Total Corr. (dB)	Margin (dB)	Limit (dBµV/m)	Ant. Height (cm)	Azimuth (deg.)
2509.6	47.82	0	-26.18	74	180	96
3346	44.9	2.51	-29.1	74	197	147
6021.375	46	10.01	-28	74	280	-20
14434.25	50.9	27.23	-23.1	74	310	9
16652.32	54.97	33.63	-19.03	74	264	76
17258.38	54.31	32.64	-19.69	74	194	106

Average Data

Freq. (MHz)	Final QP (dBµV/m)	Total Corr. (dB)	Margin (dB)	Limit (dBµV/m)	Ant. Height (cm)	Azimuth (deg.)
2509.6	37.32	0	-16.68	54	180	96
3346	32.51	2.51	-21.49	54	197	147
6021.375	34.4	10.01	-19.6	54	280	-20
14434.25	38.85	27.23	-15.15	54	310	9
16652.32	40.61	33.63	-13.39	54	264	76
17258.38	40.8	32.64	-13.2	54	194	106

EGPRS 850\_1GHz to 18GHz Mid Channel – Horizontal polarity



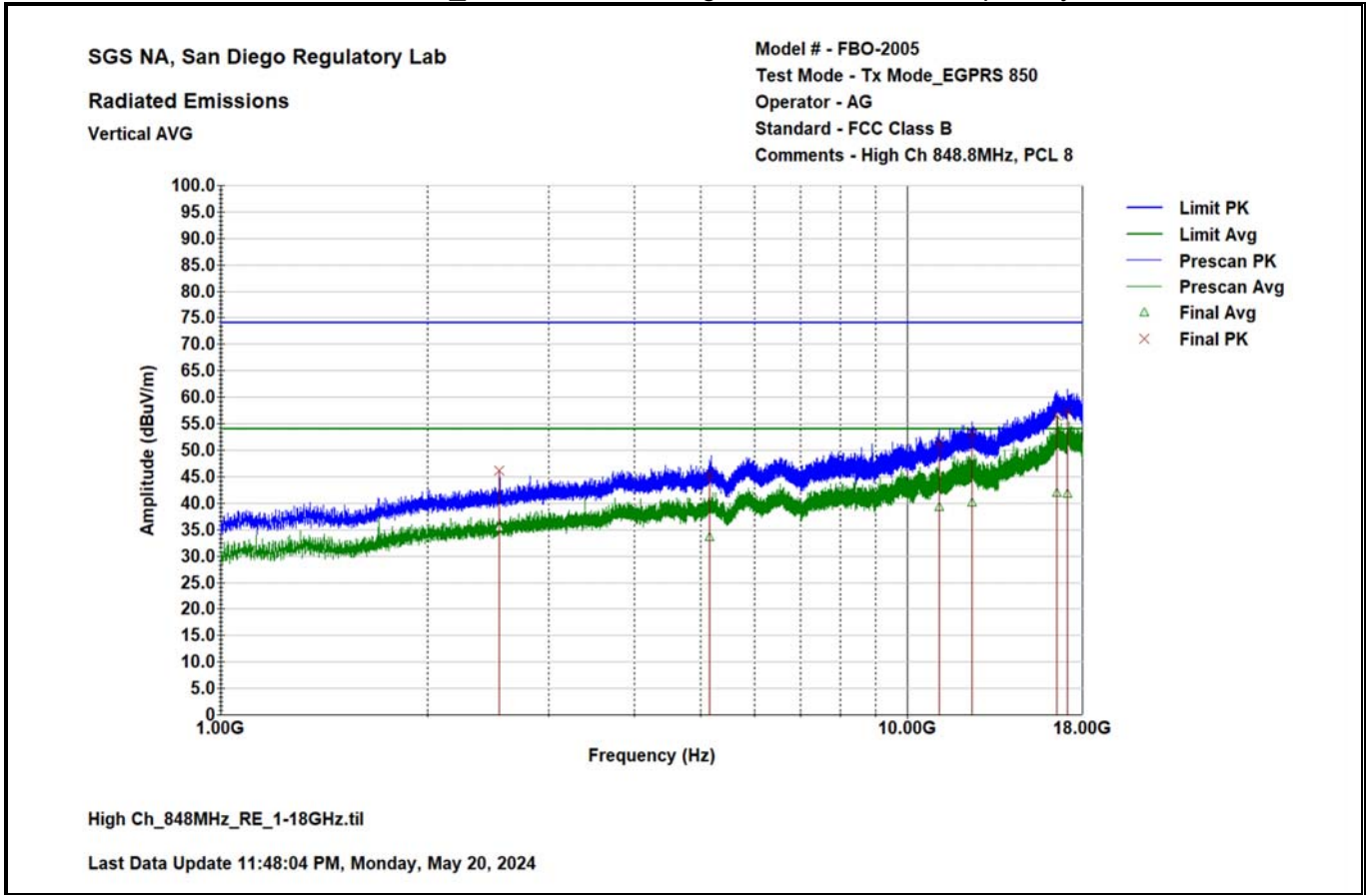
Peak Data

Freq. (MHz)	Final QP (dBµV/m)	Total Corr. (dB)	Margin (dB)	Limit (dBµV/m)	Ant. Height (cm)	Azimuth (deg.)
2510.025	44.69	0	-29.31	74	172	203
3340.15	42.75	2.48	-31.25	74	332	370
5862.85	46.17	9.65	-27.83	74	194	351
11038.07	50.69	22.12	-23.31	74	225	370
16571.58	58.21	33.41	-15.79	74	232	248
17152.97	57.18	32.79	-16.82	74	348	3

Average Data

Freq. (MHz)	Final QP (dBµV/m)	Total Corr. (dB)	Margin (dB)	Limit (dBµV/m)	Ant. Height (cm)	Azimuth (deg.)
2510.025	34.09	0	-19.91	54	172	203
3340.15	30.83	2.48	-23.17	54	332	370
5862.85	34.55	9.65	-19.45	54	194	351
11038.07	38.59	22.12	-15.41	54	225	370
16571.58	41.23	33.41	-12.77	54	232	248
17152.97	40.85	32.79	-13.15	54	348	3

EGPRS 850\_1GHz to 18GHz High Channel – Vertical polarity



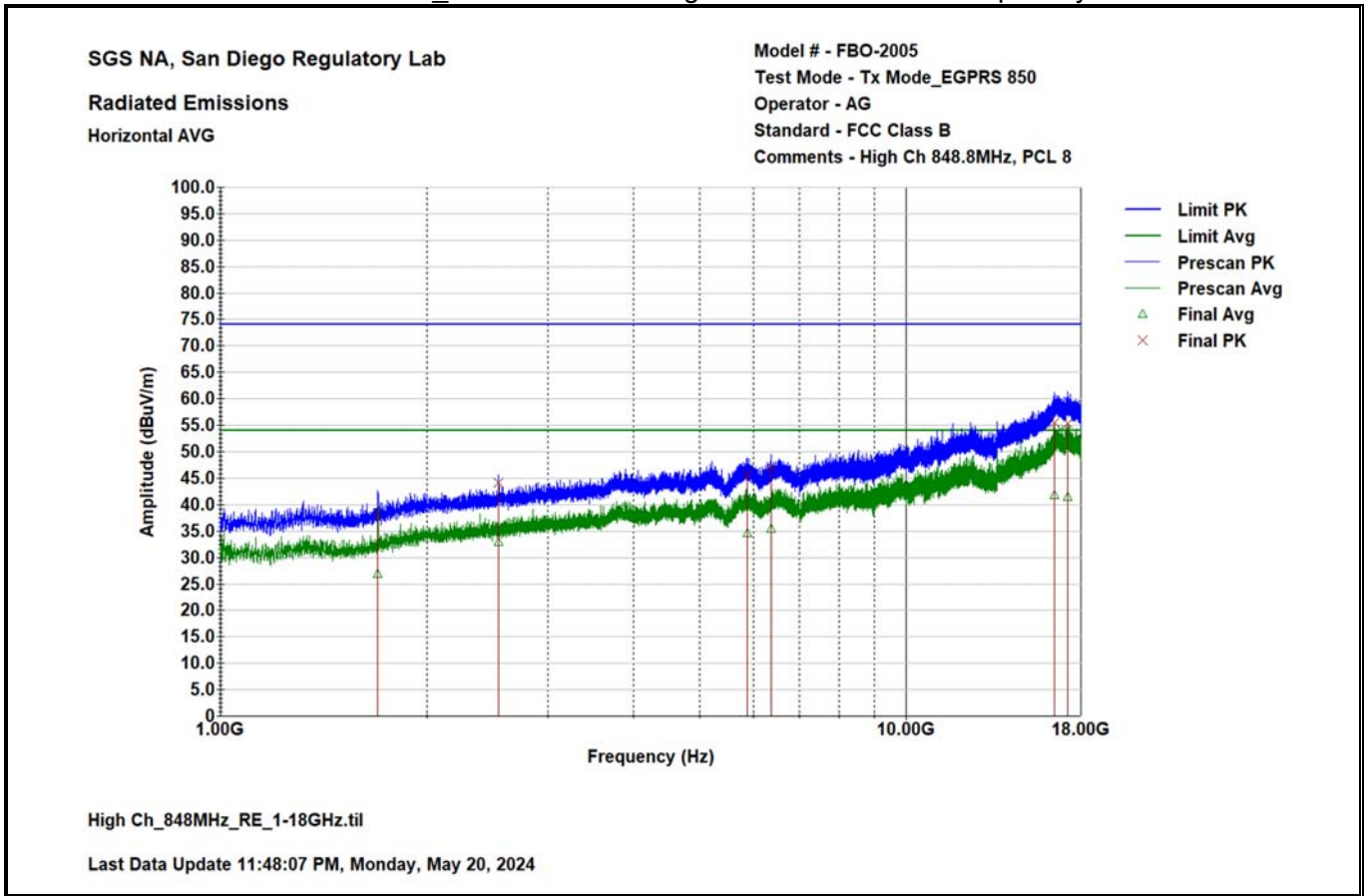
Peak Data

Freq. (MHz)	Final QP (dBµV/m)	Total Corr. (dB)	Margin (dB)	Limit (dBµV/m)	Ant. Height (cm)	Azimuth (deg.)
2546.575	46.21	0.33	-27.79	74	237	95
5148.85	45.52	7.2	-28.48	74	320	92
11138.8	51.41	22.66	-22.59	74	400	248
12441.42	53.3	25.97	-20.7	74	340	362
16513.77	56.42	33.16	-17.58	74	289	190
17106.23	57.37	32.77	-16.63	74	257	366

Average Data

Freq. (MHz)	Final QP (dBµV/m)	Total Corr. (dB)	Margin (dB)	Limit (dBµV/m)	Ant. Height (cm)	Azimuth (deg.)
2546.575	35.57	0.33	-18.43	54	237	95
5148.85	33.7	7.2	-20.3	54	320	92
11138.8	39.28	22.66	-14.72	54	400	248
12441.42	40.22	25.97	-13.78	54	340	362
16513.77	42	33.16	-12	54	289	190
17106.23	41.87	32.77	-12.13	54	257	366

EGPRS 850\_1GHz to 18GHz High Channel – Horizontal polarity



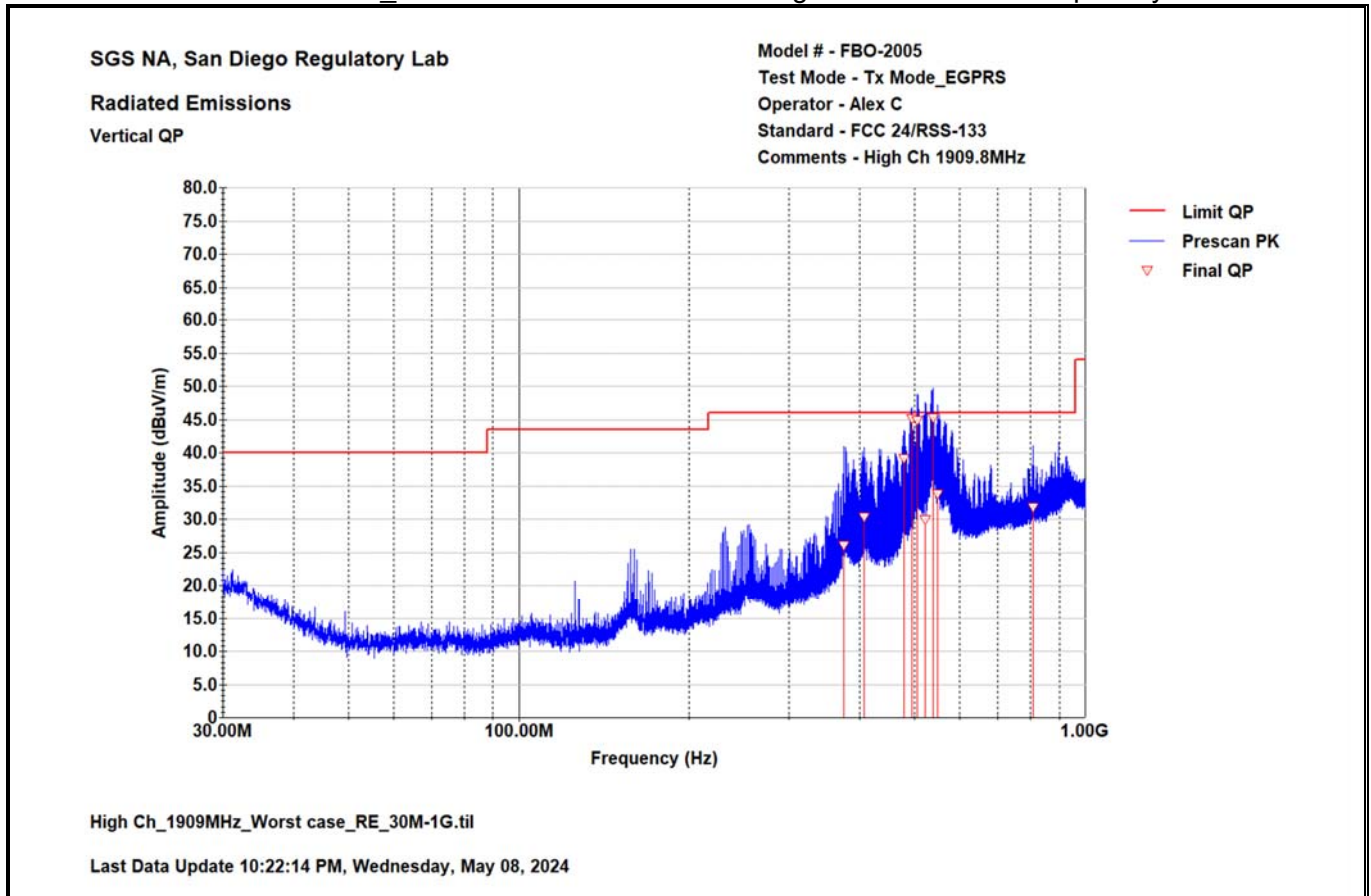
Peak Data

Freq. (MHz)	Final QP (dBµV/m)	Total Corr. (dB)	Margin (dB)	Limit (dBµV/m)	Ant. Height (cm)	Azimuth (deg.)
1697.425	38.35	-4.64	-35.65	74	150	233
2546.575	44.21	0.33	-29.79	74	196	218
5868.8	45.88	9.69	-28.12	74	332	121
6351.175	47.11	10.57	-26.89	74	278	258
16490.4	55.56	33.06	-18.44	74	155	303
17205.25	55.39	32.79	-18.61	74	325	143

Average Data

Freq. (MHz)	Final QP (dBµV/m)	Total Corr. (dB)	Margin (dB)	Limit (dBµV/m)	Ant. Height (cm)	Azimuth (deg.)
1697.425	27.06	-4.64	-26.94	54	150	233
2546.575	32.92	0.33	-21.08	54	196	218
5868.8	34.61	9.69	-19.39	54	332	121
6351.175	35.42	10.57	-18.58	54	278	258
16490.4	41.89	33.06	-12.11	54	155	303
17205.25	41.44	32.79	-12.56	54	325	143

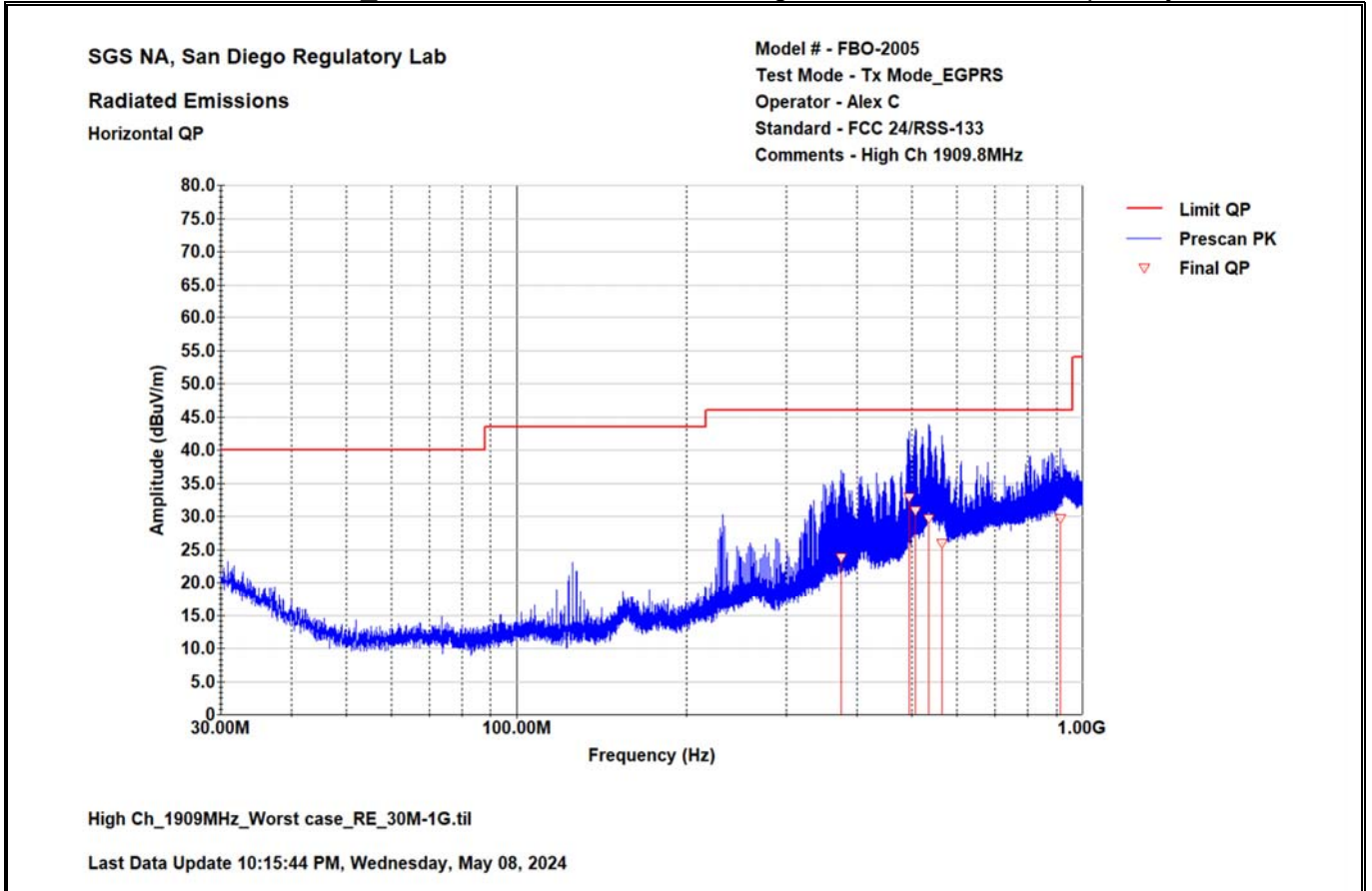
EGPRS 1900\_30MHz to 1GHz Worst-Case High Channel – Vertical polarity



Quasi-Peak Data

Freq. (MHz)	Final QP (dBuV/m)	Total Corr. (dB)	Margin (dB)	Limit (dBuV/m)	Ant. Height (cm)	Azimuth (deg.)
375.223	26.09	22.54	-19.91	46	154	261
407.063	30.37	24.58	-15.63	46	201	103
478.698	39.23	25.06	-6.77	46	106	294
494.848	45.23	25.42	-0.77	46	100	204
504.718	44.92	26.04	1.92	46	100	284
520.65	30.05	27.36	-15.95	46	100	54
538.814	45.33	28.52	-0.67	46	100	48
548.683	33.84	28.51	-12.16	46	114	-20
808.158	31.88	31.34	-14.12	46	100	60

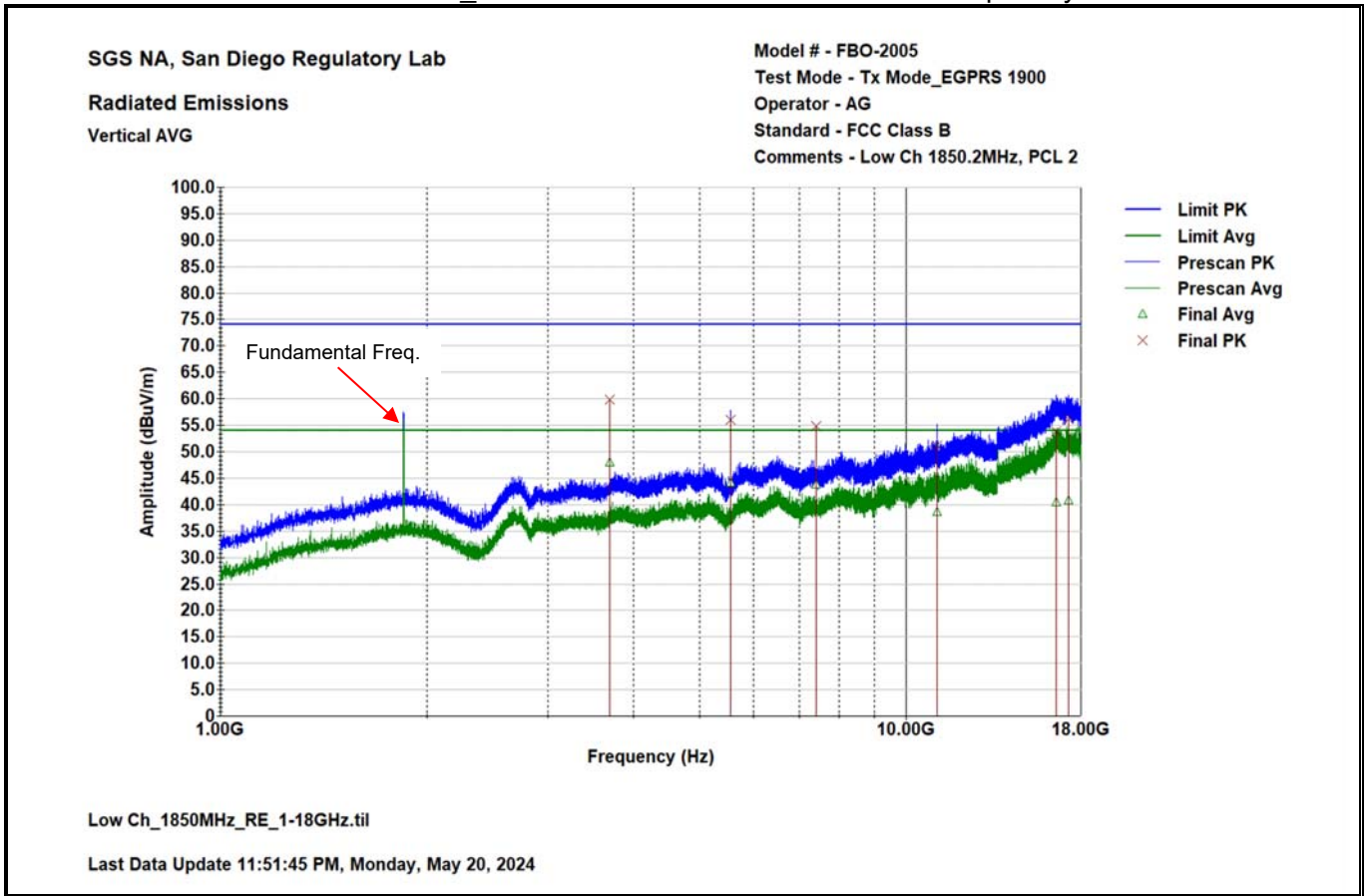
EGPRS 1900\_30MHz to 1GHz Worst-Case High Channel – Horizontal polarity



Quasi-Peak Data

Freq. (MHz)	Final QP (dBµV/m)	Total Corr. (dB)	Margin (dB)	Limit (dBµV/m)	Ant. Height (cm)	Azimuth (deg.)
374.665	23.85	22.53	-22.15	46	100	346
494.873	32.97	25.42	-13.03	46	137	60
506.537	30.88	26.18	-15.12	46	233	304
534.327	29.76	28.25	-16.24	46	351	82
564.106	26.03	27.38	-19.97	46	161	333
913.137	29.74	32.85	-16.26	46	145	79

EGPRS 1900\_1GHz to 18GHz Low Channel – Vertical polarity



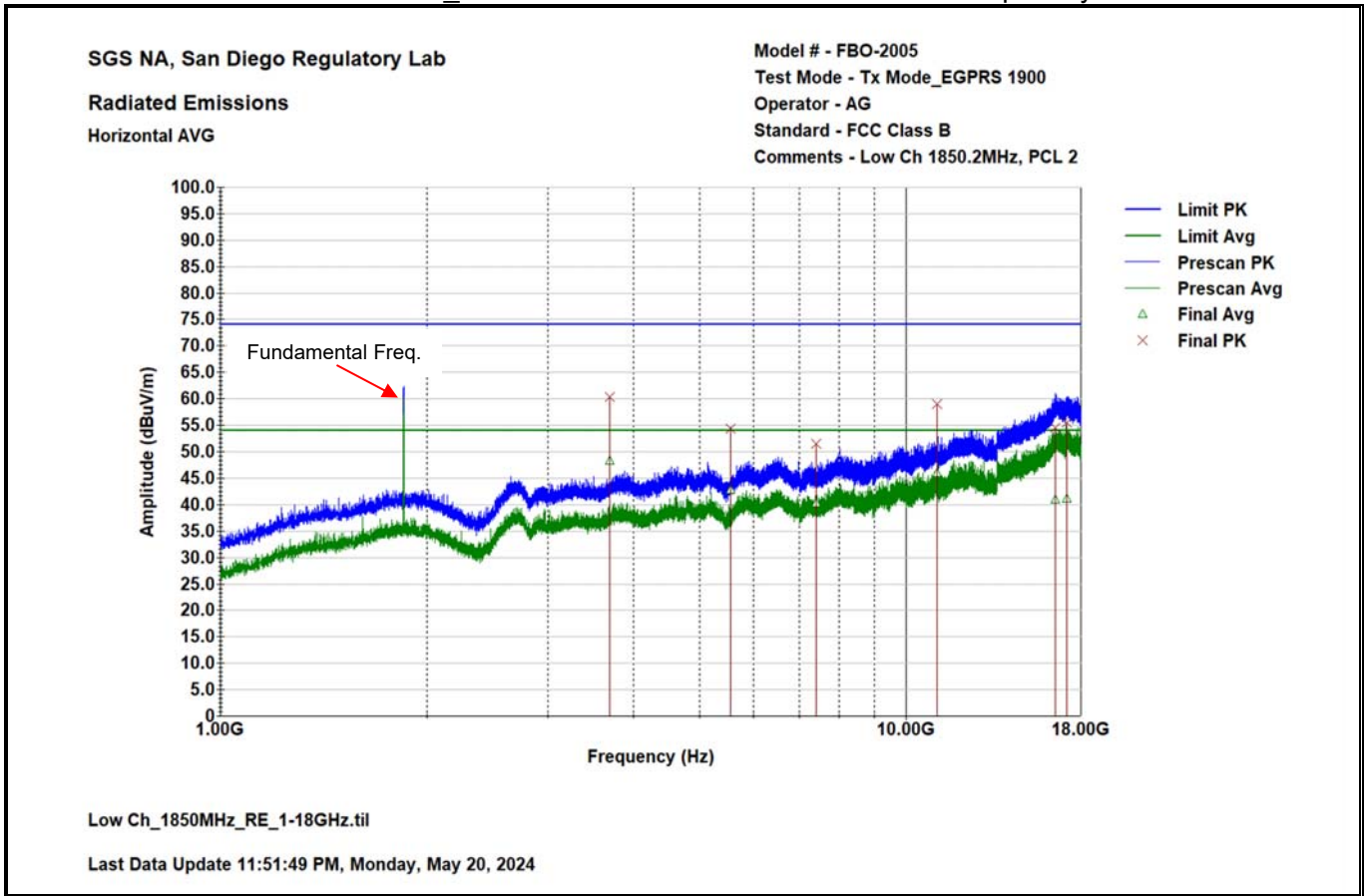
Peak Data

Freq. (MHz)	Final QP (dBµV/m)	Total Corr. (dB)	Margin (dB)	Limit (dBµV/m)	Ant. Height (cm)	Azimuth (deg.)
3700.45	59.89	3.2	-14.11	74	241	167
5550.9	56	8.13	-18	74	287	186
7400.925	54.78	13.03	-19.22	74	150	147
11100.1	51.09	22.53	-22.91	74	194	380
16577.95	53.8	33.44	-20.2	74	322	231
17270.27	56.09	32.6	-17.91	74	187	246

Average Data

Freq. (MHz)	Final QP (dBµV/m)	Total Corr. (dB)	Margin (dB)	Limit (dBµV/m)	Ant. Height (cm)	Azimuth (deg.)
3700.45	47.96	3.2	-6.04	54	241	167
5550.9	44.19	8.13	-9.81	54	287	186
7400.925	43.82	13.03	-10.18	54	150	147
11100.1	38.58	22.53	-15.42	54	194	380
16577.95	40.57	33.44	-13.43	54	322	231
17270.27	40.76	32.6	-13.24	54	187	246

EGPRS 1900\_1GHz to 18GHz Low Channel – Horizontal polarity



Peak Data

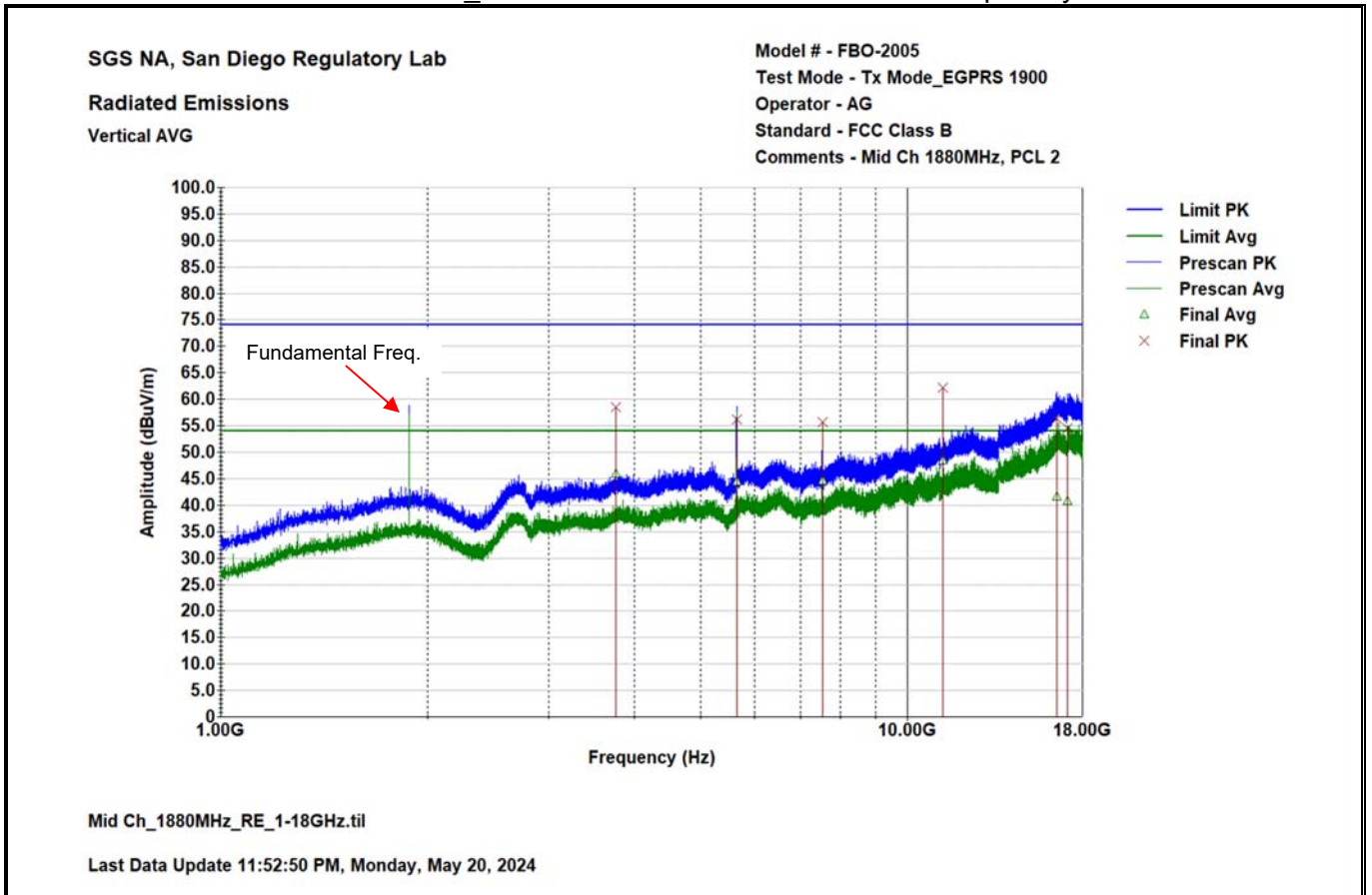
Freq. (MHz)	Final QP (dBµV/m)	Total Corr. (dB)	Margin (dB)	Limit (dBµV/m)	Ant. Height (cm)	Azimuth (deg.)
3700.45	60.33	3.2	-13.67	74	163	154
5550.475	54.35	8.13	-19.65	74	150	248
7400.925	51.47	13.03	-22.53	74	150	221
11101.4	59.03	22.53	-14.97	74	178	184
16523.12	54.41	33.2	-19.59	74	355	6
17186.13	55.5	32.8	-18.5	74	400	331

Average Data

Freq. (MHz)	Final QP (dBµV/m)	Total Corr. (dB)	Margin (dB)	Limit (dBµV/m)	Ant. Height (cm)	Azimuth (deg.)
3700.45	48.38	3.2	-5.62	54	163	154
5550.475	42.78	8.13	-11.22	54	150	248
7400.925	40.32	13.03	-13.68	54	150	221
11101.4	45.96	22.53	-8.04	54	178	184
16523.12	40.91	33.2	-13.09	54	355	6
17186.13	41.09	32.8	-12.91	54	400	331



EGPRS 1900\_1GHz to 18GHz Mid Channel – Vertical polarity



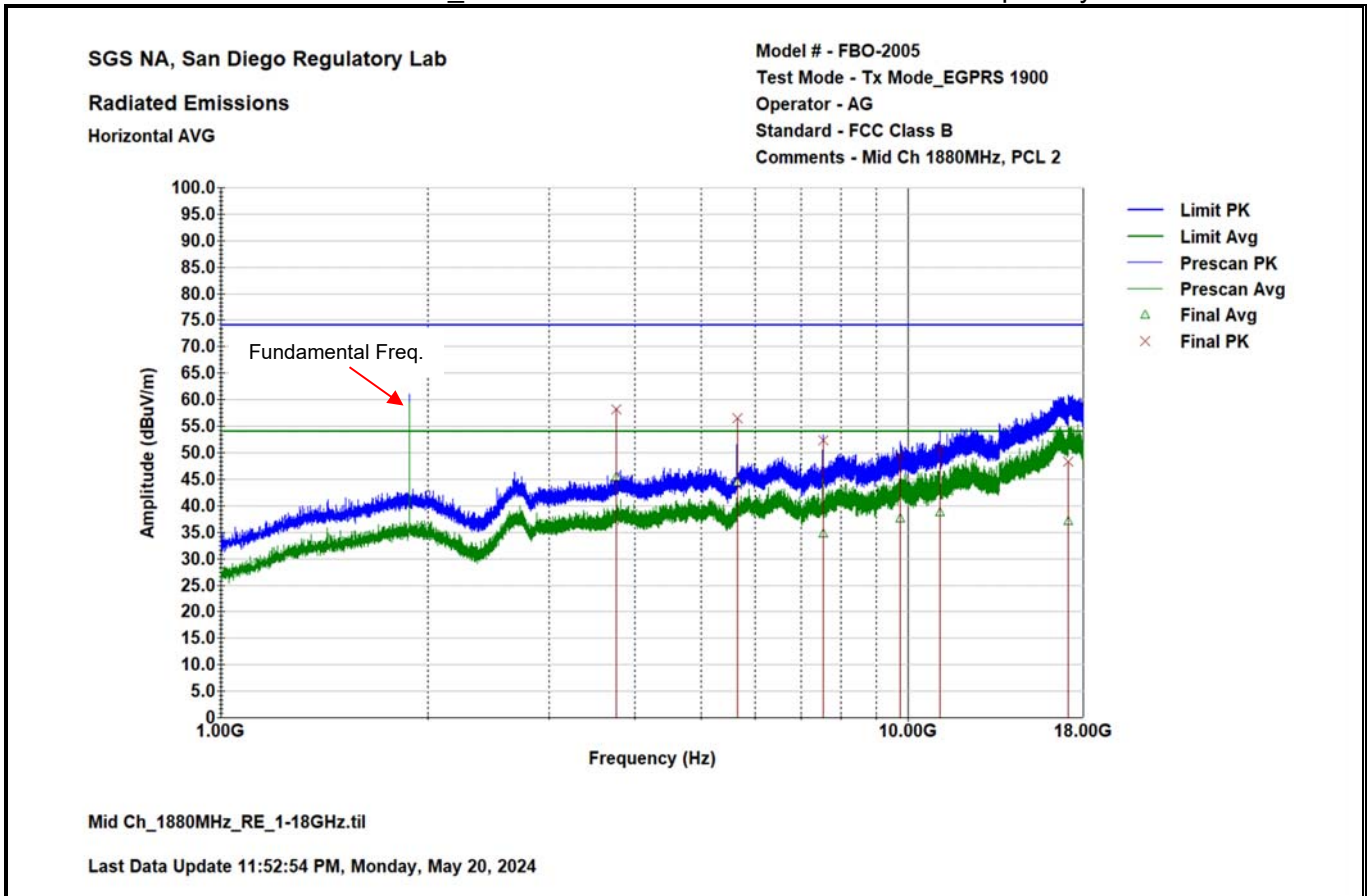
Peak Data

Freq. (MHz)	Final QP (dBµV/m)	Total Corr. (dB)	Margin (dB)	Limit (dBµV/m)	Ant. Height (cm)	Azimuth (deg.)
3759.95	58.52	3.55	-15.48	74	150	216
5640.15	56.14	8.8	-17.86	74	150	186
7519.925	55.65	13.51	-18.35	74	150	135
11279.9	62.08	23.32	-11.92	74	150	158
16502.3	56.36	33.11	-17.64	74	373	269
17128.75	54.47	32.78	-19.53	74	365	186

Average Data

Freq. (MHz)	Final QP (dBµV/m)	Total Corr. (dB)	Margin (dB)	Limit (dBµV/m)	Ant. Height (cm)	Azimuth (deg.)
3759.95	46.05	3.55	-7.95	54	150	216
5640.15	44.45	8.8	-9.55	54	150	186
7519.925	44.72	13.51	-9.28	54	150	135
11279.9	48.51	23.32	-5.49	54	150	158
16502.3	41.66	33.11	-12.34	54	373	269
17128.75	40.83	32.78	-13.17	54	365	186

EGPRS 1900\_1GHz to 18GHz Mid Channel – Horizontal polarity



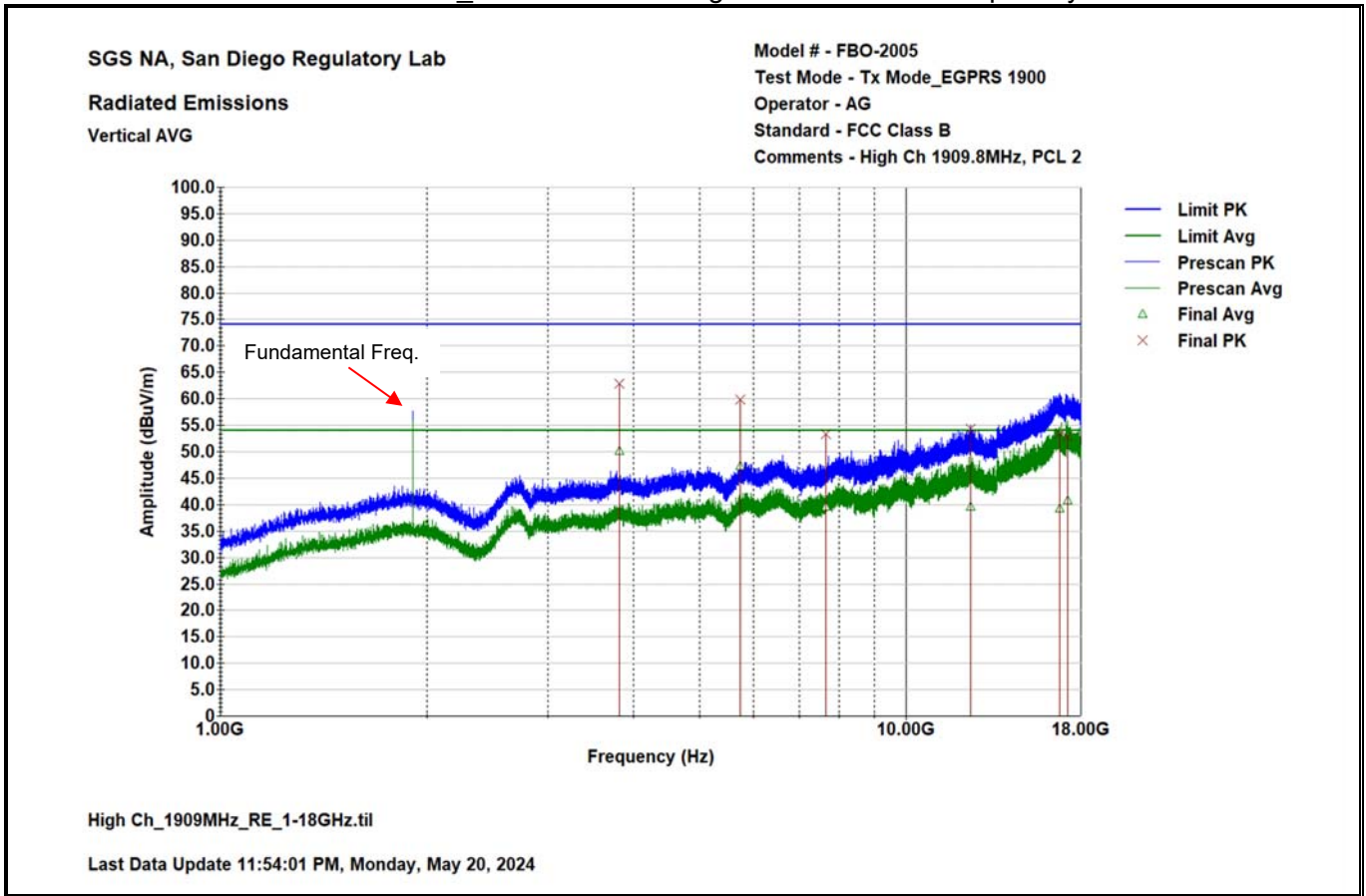
Peak Data

Freq. (MHz)	Final QP (dBµV/m)	Total Corr. (dB)	Margin (dB)	Limit (dBµV/m)	Ant. Height (cm)	Azimuth (deg.)
3760.375	58.16	3.55	-15.84	74	393	162
5639.75	56.52	8.79	-17.48	74	155	239
7519.92	52.37	13.51	-21.63	74	155	218
9745.65	49.49	19.06	-24.51	74	294	333
11137.52	50.78	22.66	-23.22	74	317	295
17099.85	48.39	32.77	-25.61	74	301	125

Average Data

Freq. (MHz)	Final QP (dBµV/m)	Total Corr. (dB)	Margin (dB)	Limit (dBµV/m)	Ant. Height (cm)	Azimuth (deg.)
3760.375	45.55	3.55	-8.45	54	393	162
5639.75	44.54	8.79	-9.46	54	155	239
7519.92	34.82	13.51	-19.18	54	155	218
9745.65	37.63	19.06	-16.37	54	294	333
11137.52	38.8	22.66	-15.2	54	317	295
17099.85	37.16	32.77	-16.84	54	301	125

EGPRS 1900\_1GHz to 18GHz High Channel – Vertical polarity



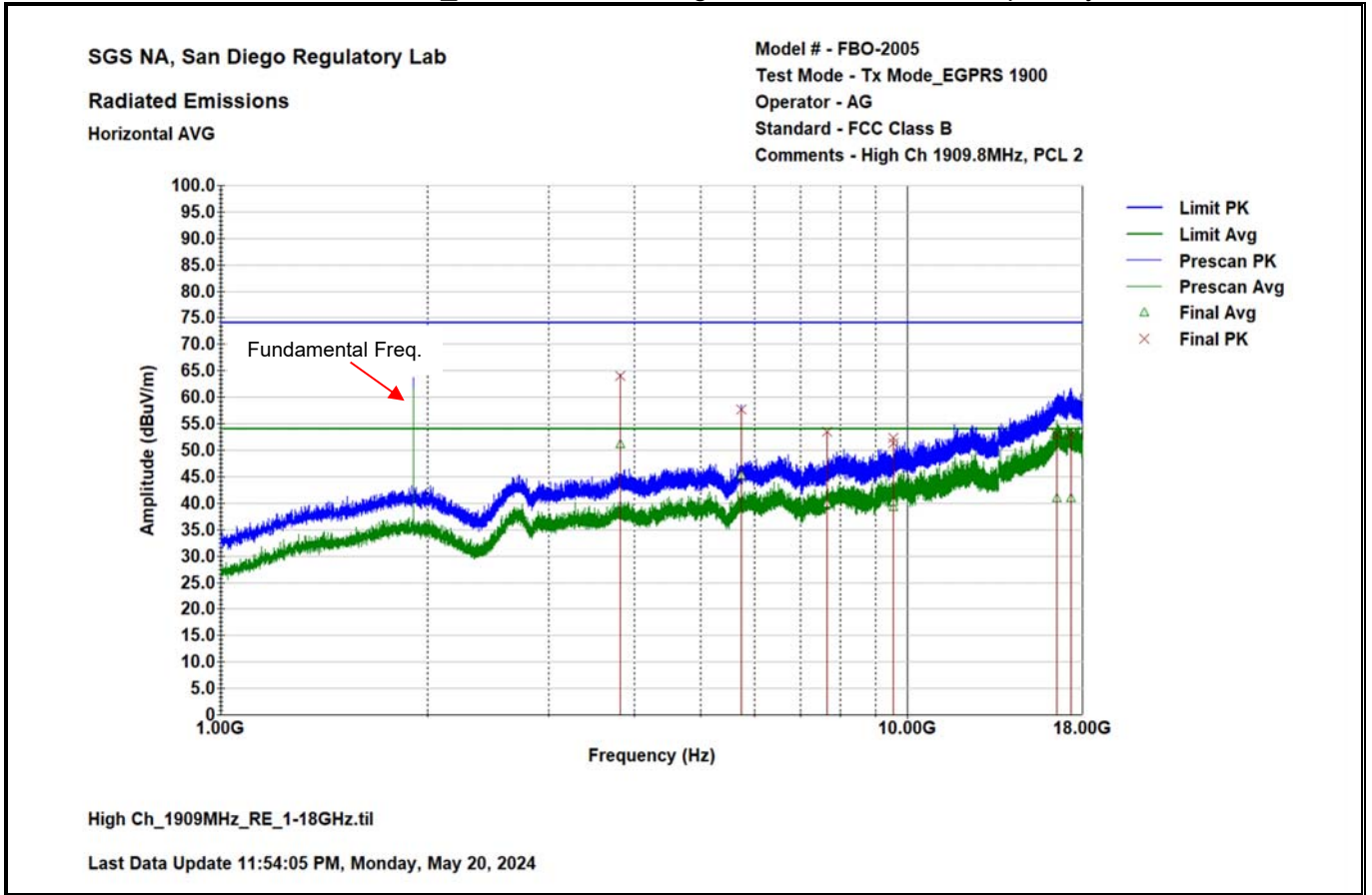
Peak Data

Freq. (MHz)	Final QP (dBµV/m)	Total Corr. (dB)	Margin (dB)	Limit (dBµV/m)	Ant. Height (cm)	Azimuth (deg.)
3819.45	62.8	3.65	-11.2	74	150	267
5729.4	59.87	9.15	-14.13	74	202	213
7639.35	53.28	13.86	-20.72	74	150	205
12444.4	54.27	25.97	-19.73	74	326	127
16741.15	53.47	33.58	-20.53	74	372	88
17219.27	52.75	32.75	-21.25	74	400	380

Average Data

Freq. (MHz)	Final QP (dBµV/m)	Total Corr. (dB)	Margin (dB)	Limit (dBµV/m)	Ant. Height (cm)	Azimuth (deg.)
3819.45	50.14	3.65	-3.86	54	150	267
5729.4	47.39	9.15	-6.61	54	202	213
7639.35	39.67	13.86	-14.33	54	150	205
12444.4	39.61	25.97	-14.39	54	326	127
16741.15	39.27	33.58	-14.73	54	372	88
17219.27	40.86	32.75	-13.14	54	400	380

EGPRS 1900\_1GHz to 18GHz High Channel – Horizontal polarity



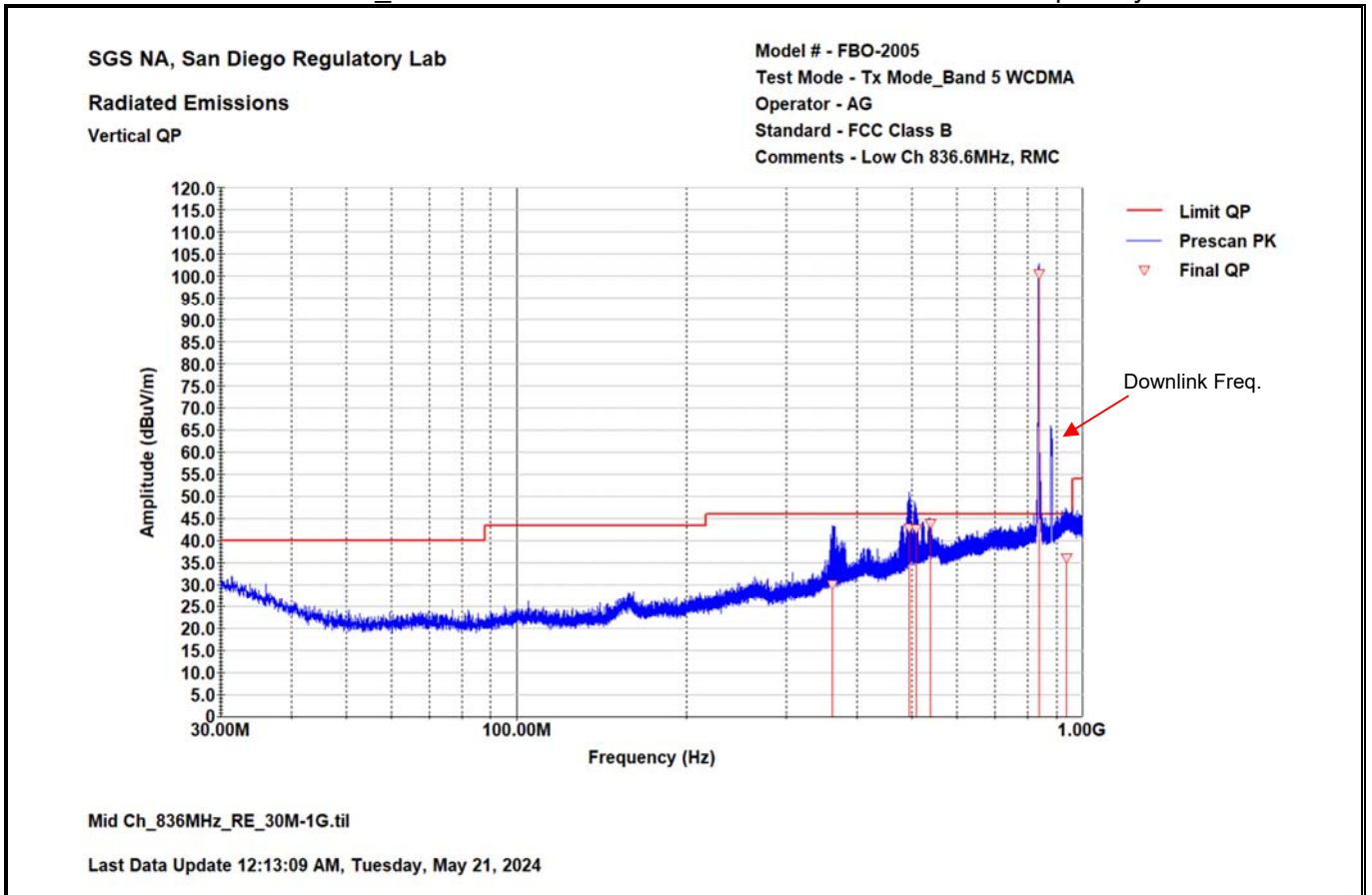
Peak Data

Freq. (MHz)	Final QP (dBµV/m)	Total Corr. (dB)	Margin (dB)	Limit (dBµV/m)	Ant. Height (cm)	Azimuth (deg.)
3819.45	64.07	3.65	-9.93	74	386	163
5729.4	57.65	9.15	-16.35	74	340	249
7639.35	53.53	13.86	-20.47	74	201	174
9548.875	51.35	18.61	-22.65	74	262	138
9548.875	52.26	18.61	-21.74	74	201	138
16510.37	53.02	33.15	-20.98	74	150	64
17305.97	52.95	32.5	-21.05	74	256	68

Average Data

Freq. (MHz)	Final QP (dBµV/m)	Total Corr. (dB)	Margin (dB)	Limit (dBµV/m)	Ant. Height (cm)	Azimuth (deg.)
3819.45	51.16	3.65	-2.84	54	386	163
5729.4	45.39	9.15	-8.61	54	340	249
7639.35	40.07	13.86	-13.93	54	201	174
9548.875	39.26	18.61	-14.74	54	262	138
9548.875	40.32	18.61	-13.68	54	201	138
16510.37	41.08	33.15	-12.92	54	150	64
17305.97	40.92	32.5	-13.08	54	256	68

WCDMA B5\_30MHz to 1GHz Worst-Case Mid Channel – Vertical polarity

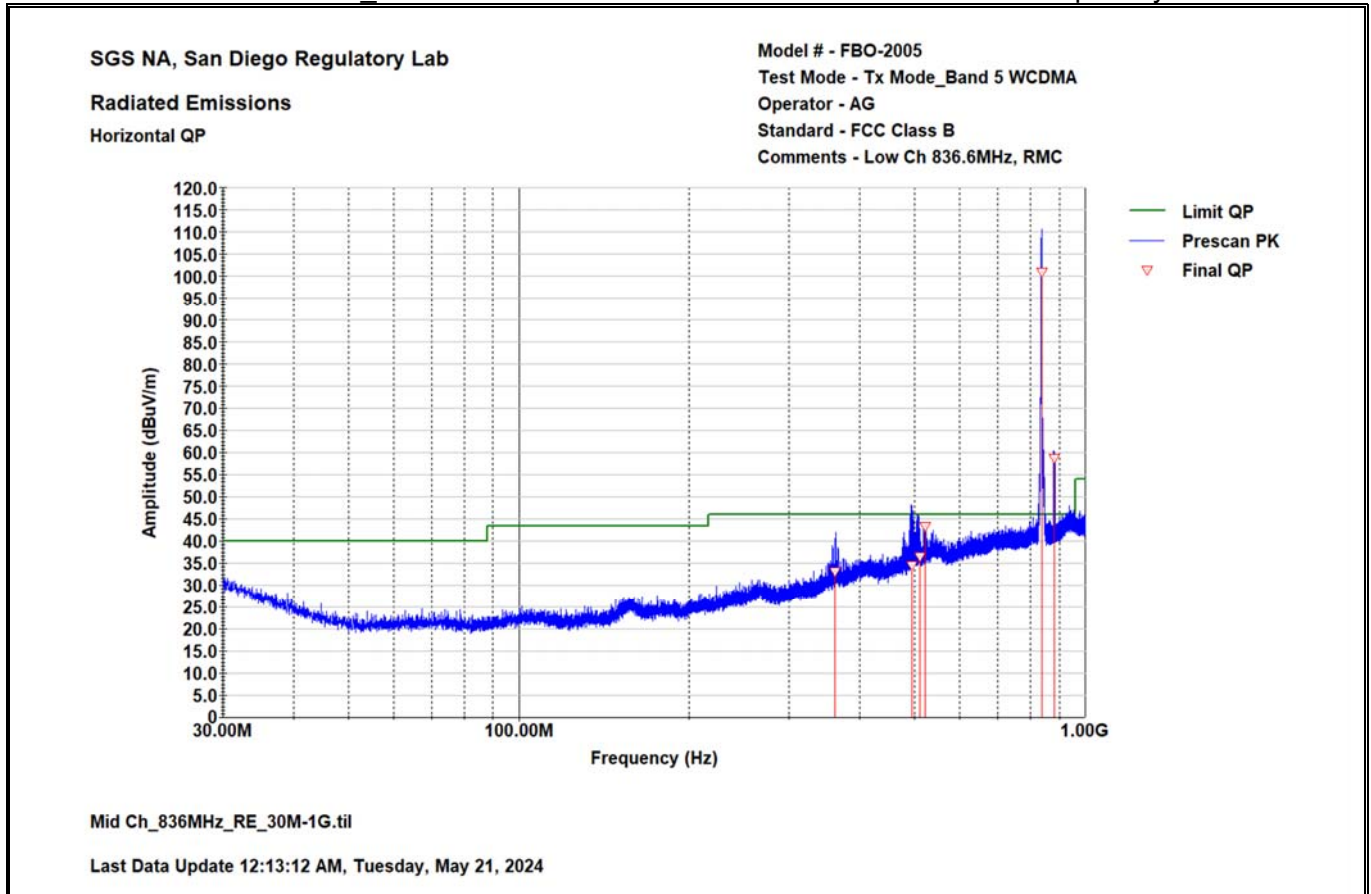


Quasi-Peak Data

Freq. (MHz)	Final QP (dBµV/m)	Total Corr. (dB)	Margin (dB)	Limit (dBµV/m)	Ant. Height (cm)	Azimuth (deg.)
361.982	30.28	22.25	-15.72	46	100	111
493.969	43.01	25.39	-2.99	46	100	141
508.046	42.87	26.29	-3.13	46	106	137
537.983	43.97	28.48	-2.03	46	100	-20
837.168	100.65	1)				
937.924	36.1	34.22	-9.9	46	114	153

1) Note: Fundamental uplink frequency, not subject to this test limit. Data provided only for information purpose.

WCDMA B5\_30MHz to 1GHz Worst-Case Mid Channel – Horizontal polarity

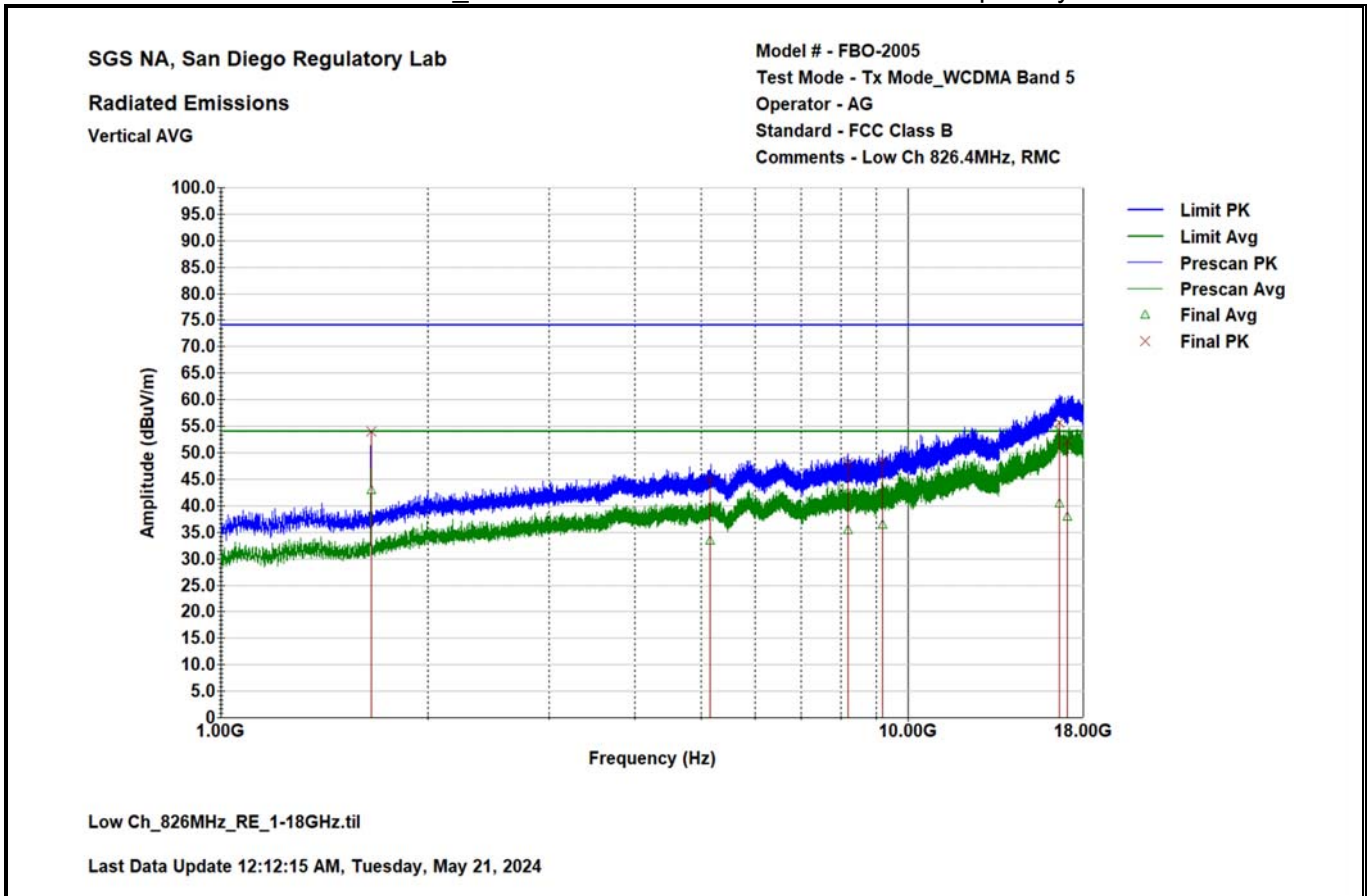


Quasi-Peak Data

Freq. (MHz)	Final QP (dBuV/m)	Total Corr. (dB)	Margin (dB)	Limit (dBuV/m)	Ant. Height (cm)	Azimuth (deg.)
361.984	33.1	22.25	-12.9	46	100	352
494.001	34.61	25.39	-11.39	46	241	36
510.042	36.52	26.44	-9.48	46	100	29
522.001	43.37	27.42	-2.63	46	177	197
837.168	100.95			1)		
882.53	58.88			2)		

- 1) Note: Fundamental uplink frequency, not subject to this test limit. Data provided only for information purpose.
- 2) Note: Fundamental downlink frequency, not subject to this test limit. Data provided only for information purpose.

WCDMA B5\_ 1GHz to 18GHz Low Channel – Vertical polarity



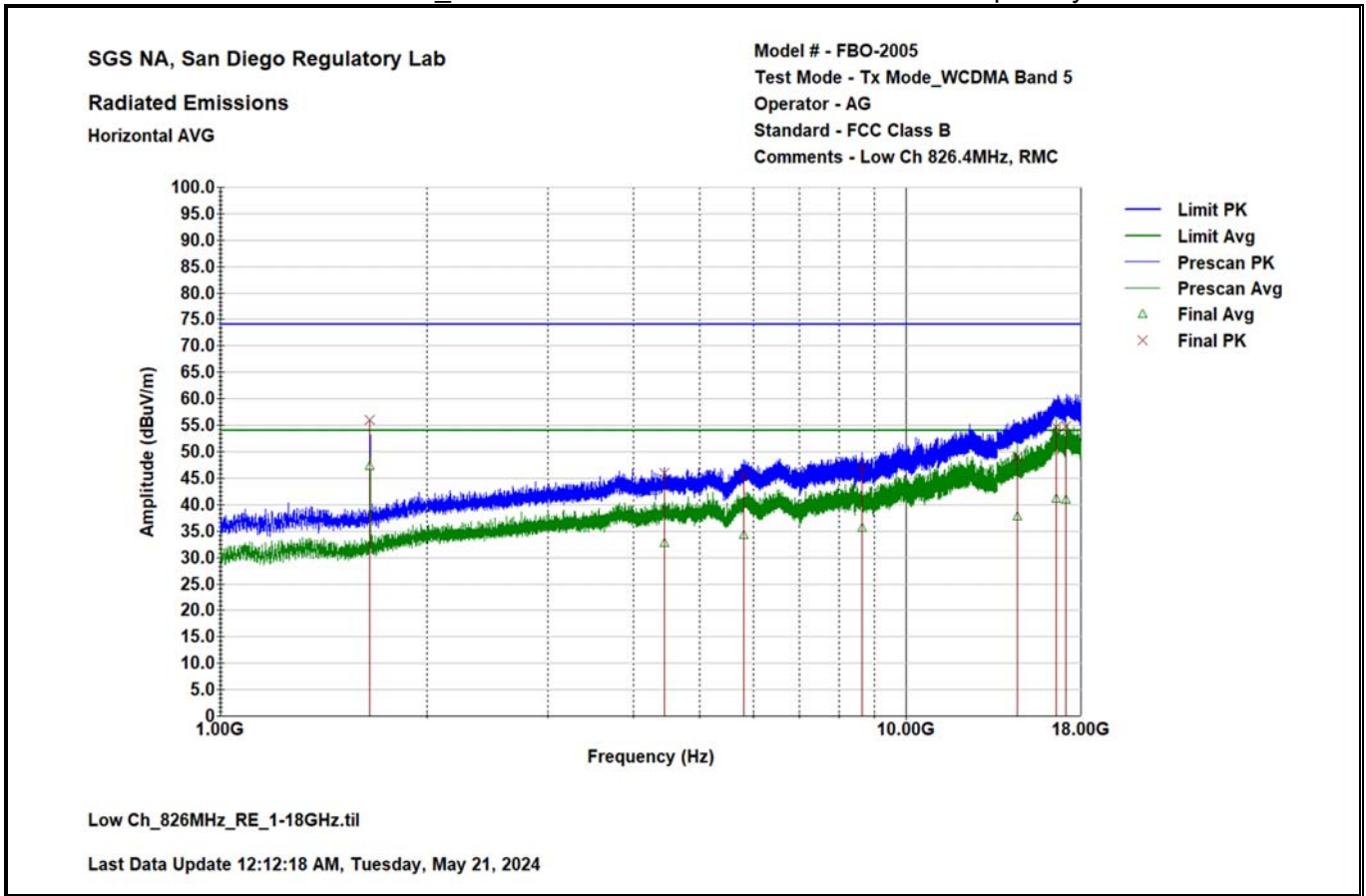
Peak Data

Freq. (MHz)	Final QP (dBµV/m)	Total Corr. (dB)	Margin (dB)	Limit (dBµV/m)	Ant. Height (cm)	Azimuth (deg.)
1655.35	54	-5.16	-20	74	150	380
5147.477	45.25	7.19	-28.75	74	150	-11
8176.55	48.22	15.43	-25.78	74	150	215
9190.6	48.41	17.5	-25.59	74	210	302
16626.83	55.6	33.63	-18.4	74	295	194
17091.35	52.15	32.8	-21.85	74	150	261

Average Data

Freq. (MHz)	Final QP (dBµV/m)	Total Corr. (dB)	Margin (dB)	Limit (dBµV/m)	Ant. Height (cm)	Azimuth (deg.)
1655.35	42.93	-5.16	-11.07	54	150	380
5147.477	33.44	7.19	-20.56	54	150	-11
8176.55	35.45	15.43	-18.55	54	150	215
9190.6	36.49	17.5	-17.51	54	210	302
16626.83	40.56	33.63	-13.44	54	295	194
17091.35	37.91	32.8	-16.09	54	150	261

WCDMA B5\_1GHz to 18GHz Low Channel – Horizontal polarity



Peak Data

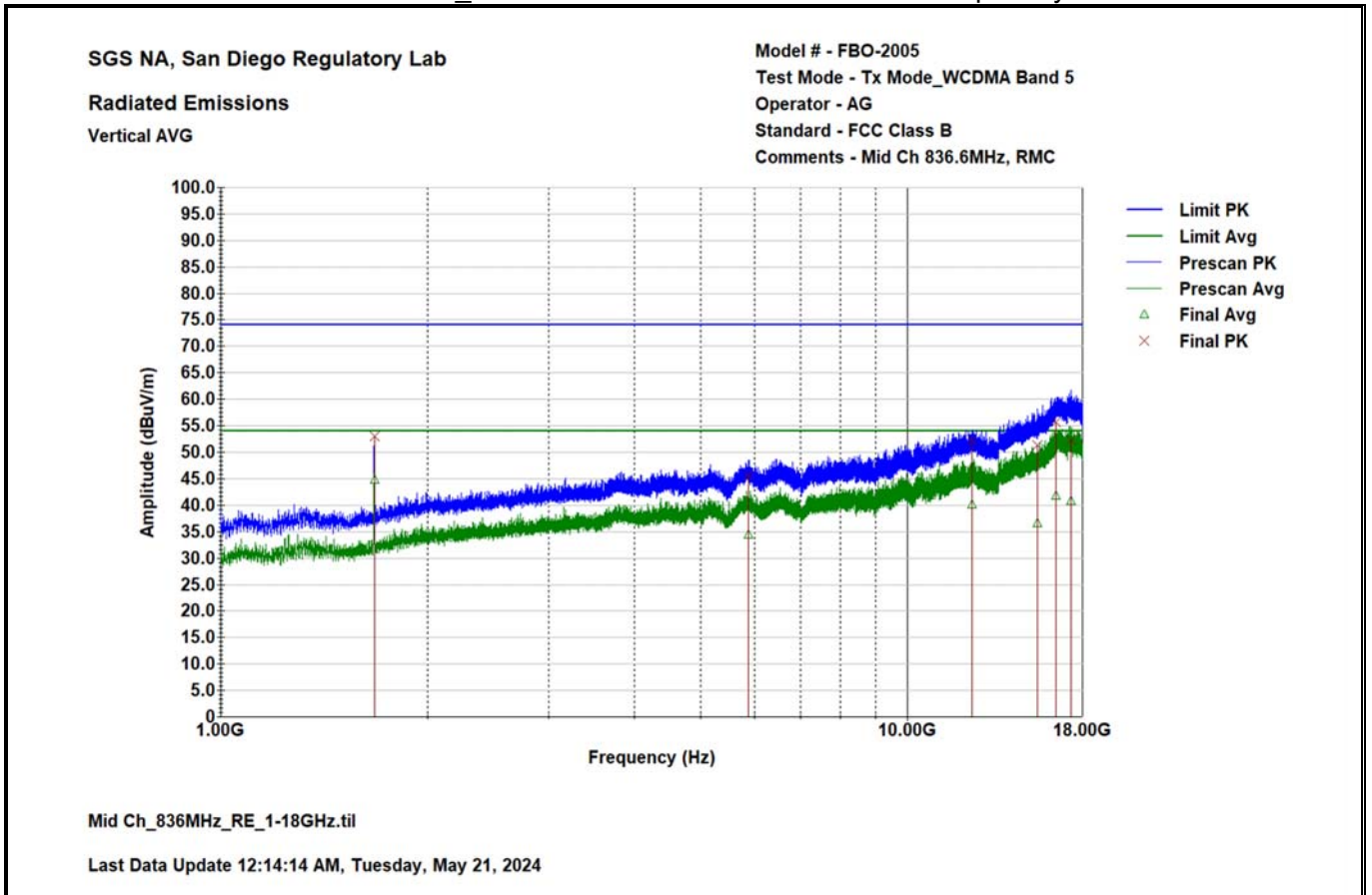
Freq. (MHz)	Final QP (dBµV/m)	Total Corr. (dB)	Margin (dB)	Limit (dBµV/m)	Ant. Height (cm)	Azimuth (deg.)
1651.525	55.91	-5.16	-18.09	74	164	217
4448.45	45.91	5.65	-28.09	74	150	17
5793.15	45.86	9.24	-28.14	74	275	257
8633.85	47.14	16.14	-26.86	74	400	351
14544.32	48.97	27.49	-25.03	74	202	214
16569.45	54.67	33.4	-19.33	74	317	188
17129.18	54.83	32.78	-19.17	74	256	225

Average Data

Freq. (MHz)	Final QP (dBµV/m)	Total Corr. (dB)	Margin (dB)	Limit (dBµV/m)	Ant. Height (cm)	Azimuth (deg.)
1651.525	47.38	-5.16	-6.62	54	164	217
4448.45	32.81	5.65	-21.19	54	150	17
5793.15	34.29	9.24	-19.71	54	275	257
8633.85	35.75	16.14	-18.25	54	400	351
14544.32	37.9	27.49	-16.1	54	202	214
16569.45	41.14	33.4	-12.86	54	317	188
17129.18	41.04	32.78	-12.96	54	256	225



WCDMA B5\_1GHz to 18GHz Mid Channel – Vertical polarity



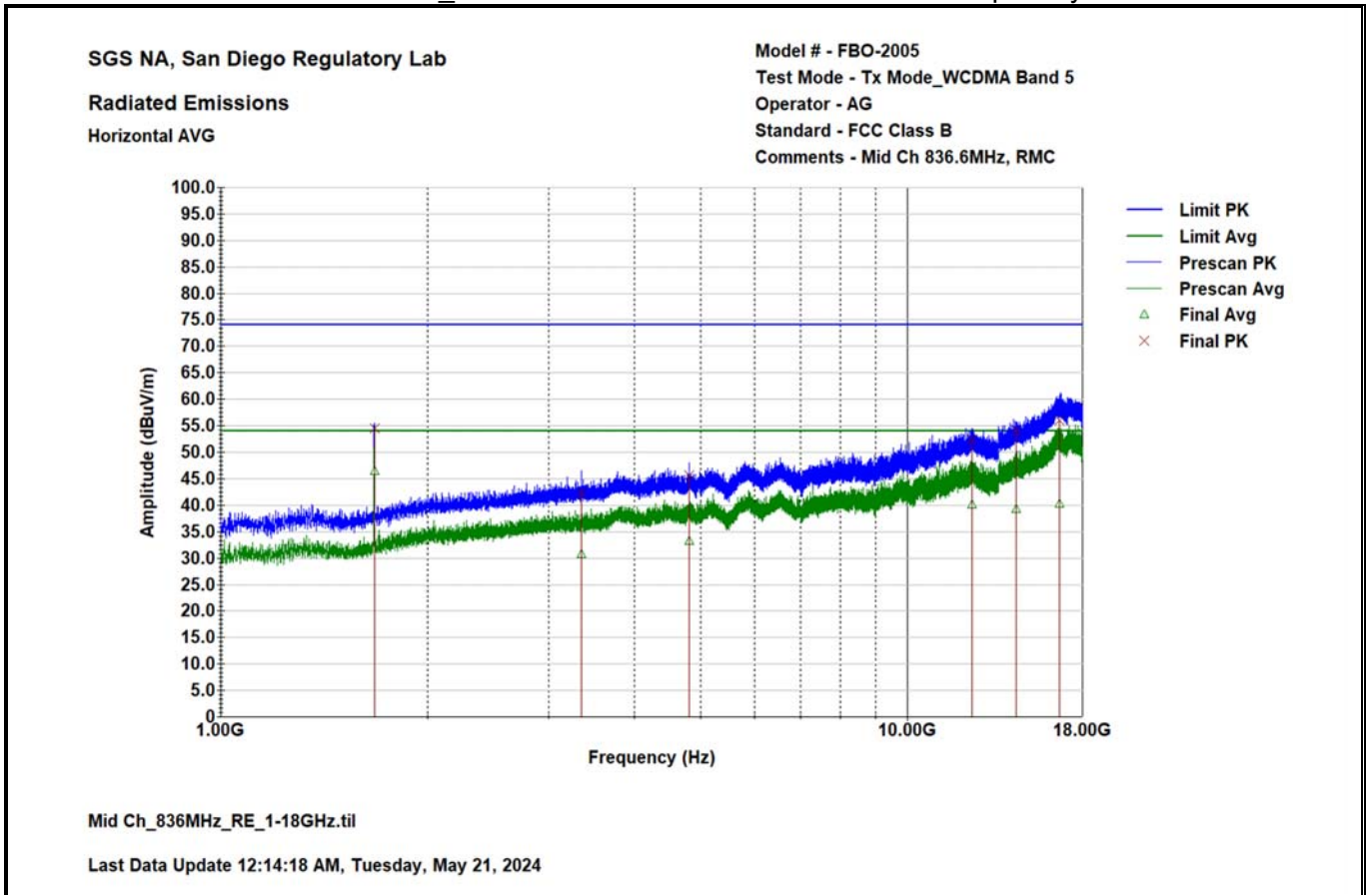
Peak Data

Freq. (MHz)	Final QP (dBµV/m)	Total Corr. (dB)	Margin (dB)	Limit (dBµV/m)	Ant. Height (cm)	Azimuth (deg.)
1674.9	53.03	-5.04	-20.97	74	150	274
5875.6	45.67	9.73	-28.33	74	271	317
12423.15	52.25	25.95	-21.75	74	358	344
15489.52	51.25	29.66	-22.75	74	187	261
16484.03	55.71	33.03	-18.29	74	381	111
17320.85	52.27	32.46	-21.73	74	295	9

Average Data

Freq. (MHz)	Final QP (dBµV/m)	Total Corr. (dB)	Margin (dB)	Limit (dBµV/m)	Ant. Height (cm)	Azimuth (deg.)
1674.9	44.77	-5.04	-9.23	54	150	274
5875.6	34.55	9.73	-19.45	54	271	317
12423.15	40.08	25.95	-13.92	54	358	344
15489.52	36.6	29.66	-17.4	54	187	261
16484.03	41.83	33.03	-12.17	54	381	111
17320.85	40.75	32.46	-13.25	54	295	9

WCDMA B5\_1GHz to 18GHz Mid Channel – Horizontal polarity



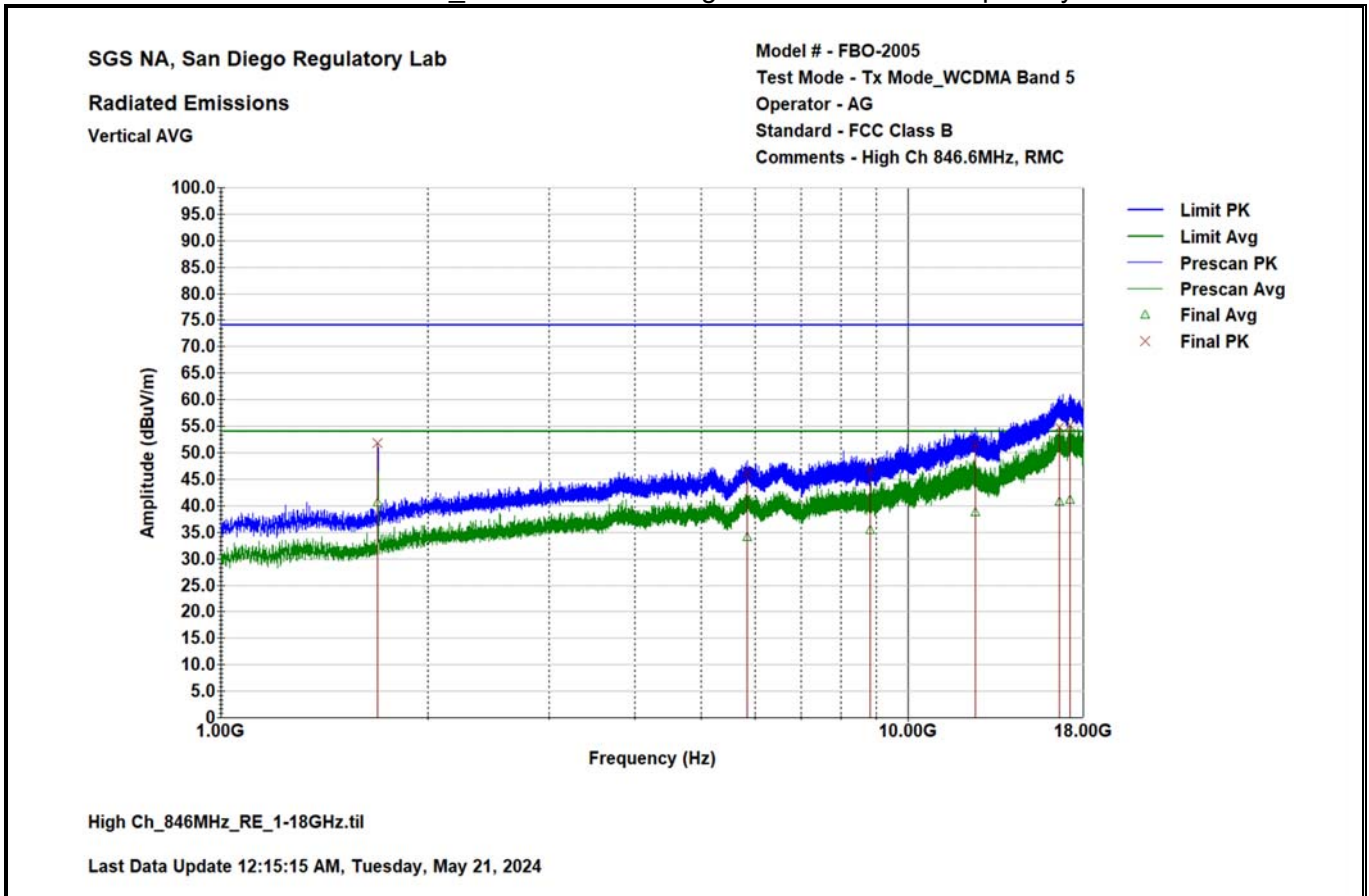
Peak Data

Freq. (MHz)	Final QP (dBµV/m)	Total Corr. (dB)	Margin (dB)	Limit (dBµV/m)	Ant. Height (cm)	Azimuth (deg.)
1674.9	54.55	-5.04	-19.45	74	150	215
3352.375	42.51	2.53	-31.49	74	400	335
4816.925	45.59	6.81	-28.41	74	155	37
12421.02	52.56	25.95	-21.44	74	340	198
14411.3	54.15	27.18	-19.85	74	370	-12
16670.6	55.98	33.62	-18.02	74	217	134

Average Data

Freq. (MHz)	Final QP (dBµV/m)	Total Corr. (dB)	Margin (dB)	Limit (dBµV/m)	Ant. Height (cm)	Azimuth (deg.)
1674.9	46.46	-5.04	-7.54	54	150	215
3352.375	30.9	2.53	-23.1	54	400	335
4816.925	33.33	6.81	-20.67	54	155	37
12421.02	40.14	25.95	-13.86	54	340	198
14411.3	39.29	27.18	-14.71	54	370	-12
16670.6	40.37	33.62	-13.63	54	217	134

WCDMA B5\_ 1GHz to 18GHz High Channel – Vertical polarity



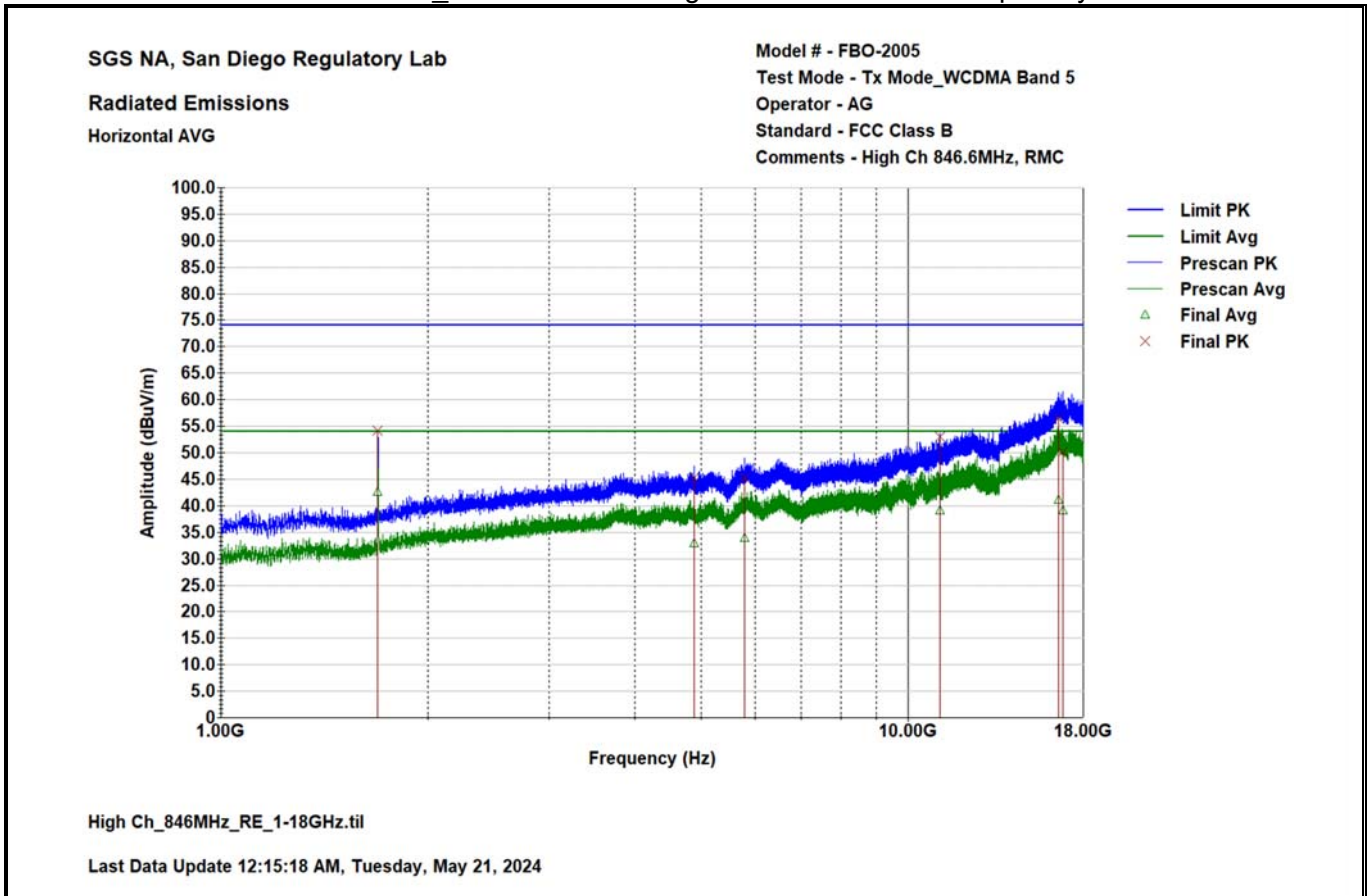
Peak Data

Freq. (MHz)	Final QP (dBµV/m)	Total Corr. (dB)	Margin (dB)	Limit (dBµV/m)	Ant. Height (cm)	Azimuth (deg.)
1690.625	51.9	-4.78	-22.1	74	164	380
5841.6	46.33	9.5	-27.67	74	195	362
8805.075	47.08	16.49	-26.92	74	280	191
12545.98	51.62	26.05	-22.38	74	194	118
16597.07	54.78	33.52	-19.22	74	295	227
17212.05	55.13	32.77	-18.87	74	150	175

Average Data

Freq. (MHz)	Final QP (dBµV/m)	Total Corr. (dB)	Margin (dB)	Limit (dBµV/m)	Ant. Height (cm)	Azimuth (deg.)
1690.625	40.63	-4.78	-13.37	54	164	380
5841.6	34.18	9.5	-19.82	54	195	362
8805.075	35.49	16.49	-18.51	54	280	191
12545.98	38.81	26.05	-15.19	54	194	118
16597.07	40.87	33.52	-13.13	54	295	227
17212.05	41.18	32.77	-12.82	54	150	175

WCDMA B5\_1GHz to 18GHz High Channel – Horizontal polarity



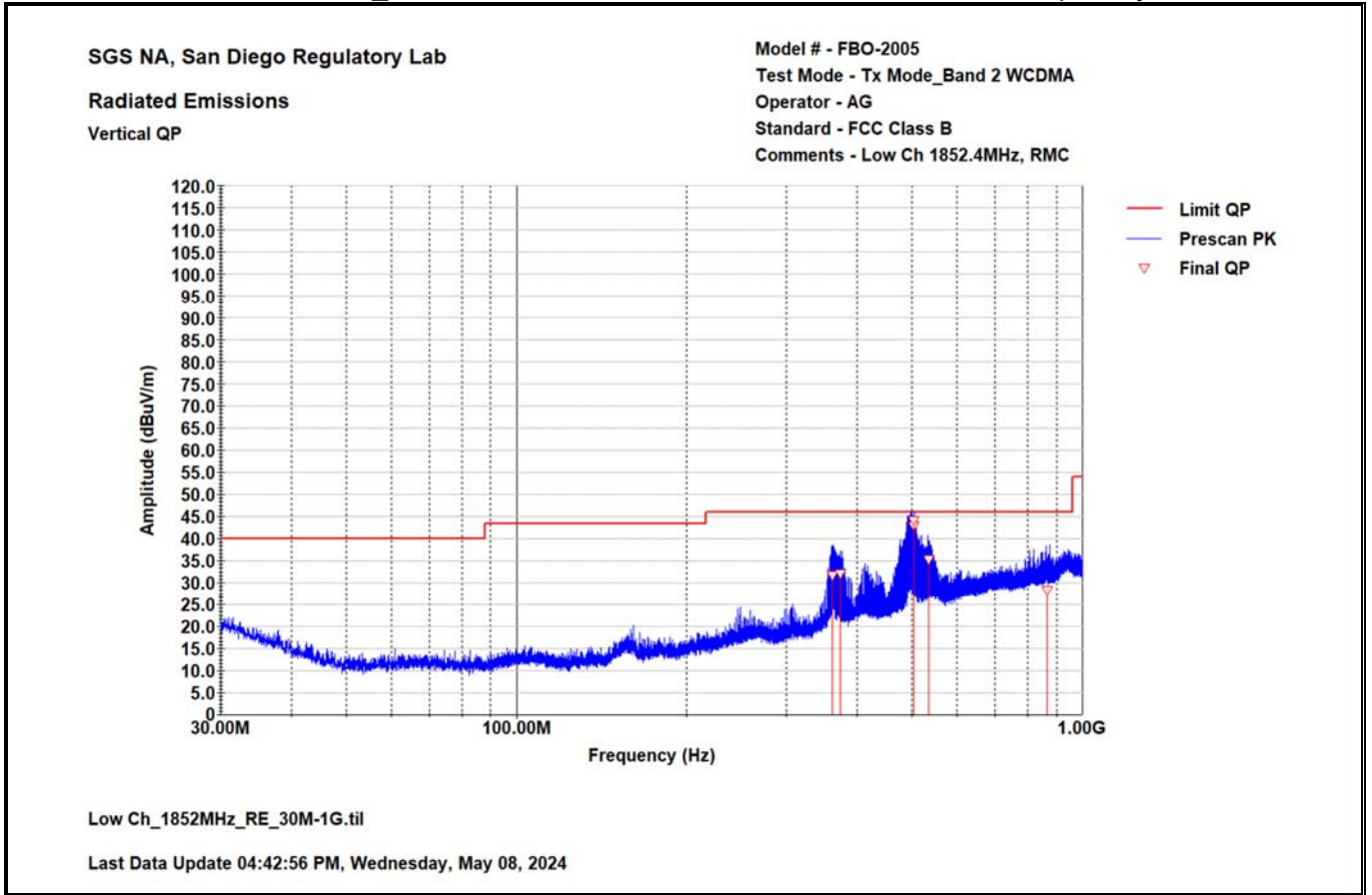
Peak Data

Freq. (MHz)	Final QP (dBµV/m)	Total Corr. (dB)	Margin (dB)	Limit (dBµV/m)	Ant. Height (cm)	Azimuth (deg.)
1690.625	54.12	-4.78	-19.88	74	150	219
4883.225	45.37	6.71	-28.63	74	232	117
5786.775	45.39	9.22	-28.61	74	332	169
11128.6	52.97	22.63	-21.03	74	363	113
16562.5	56.57	33.37	-17.43	74	325	161
16800.65	50.08	33.54	-23.92	74	371	64

Average Data

Freq. (MHz)	Final QP (dBµV/m)	Total Corr. (dB)	Margin (dB)	Limit (dBµV/m)	Ant. Height (cm)	Azimuth (deg.)
1690.625	42.73	-4.78	-11.27	54	150	219
4883.225	33.05	6.71	-20.95	54	232	117
5786.775	34.01	9.22	-19.99	54	332	169
11128.6	39.08	22.63	-14.92	54	363	113
16562.5	41.18	33.37	-12.82	54	325	161
16800.65	39.17	33.54	-14.83	54	371	64

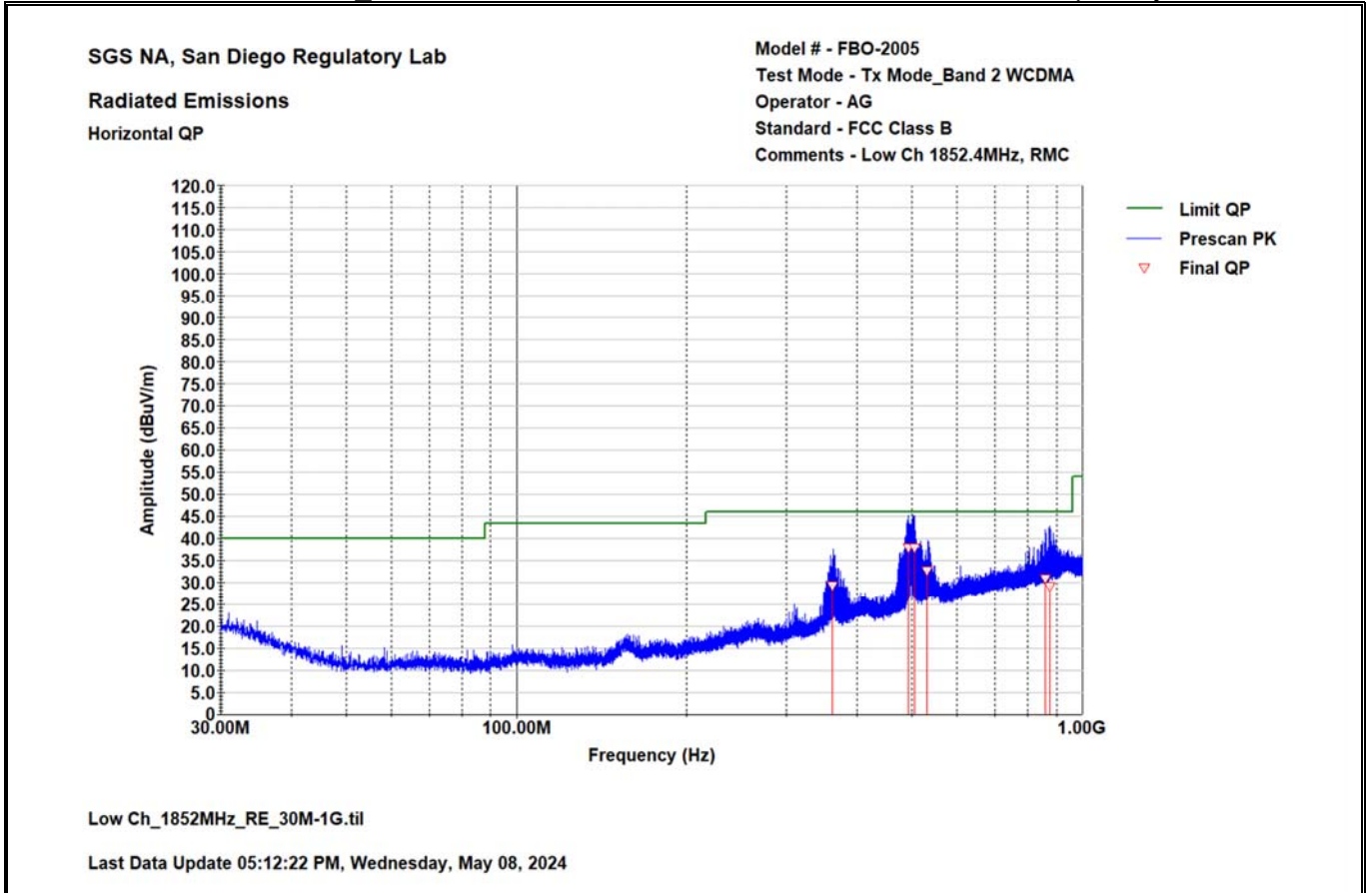
WCDMA B2\_30MHz to 1GHz Worst-Case Low Channel – Vertical polarity



Quasi-Peak Data

Freq. (MHz)	Final QP (dBµV/m)	Total Corr. (dB)	Margin (dB)	Limit (dBµV/m)	Ant. Height (cm)	Azimuth (deg.)
361.548	31.88	22.24	-14.12	46	177	126
373.428	32.12	22.56	-13.88	46	100	134
502.659	43	25.91	-3	46	122	64
502.724	44.2	25.91	-1.8	46	122	269
534.433	35.48	28.26	-10.52	46	114	207
865.777	28.34	31.37	-17.66	46	178	377

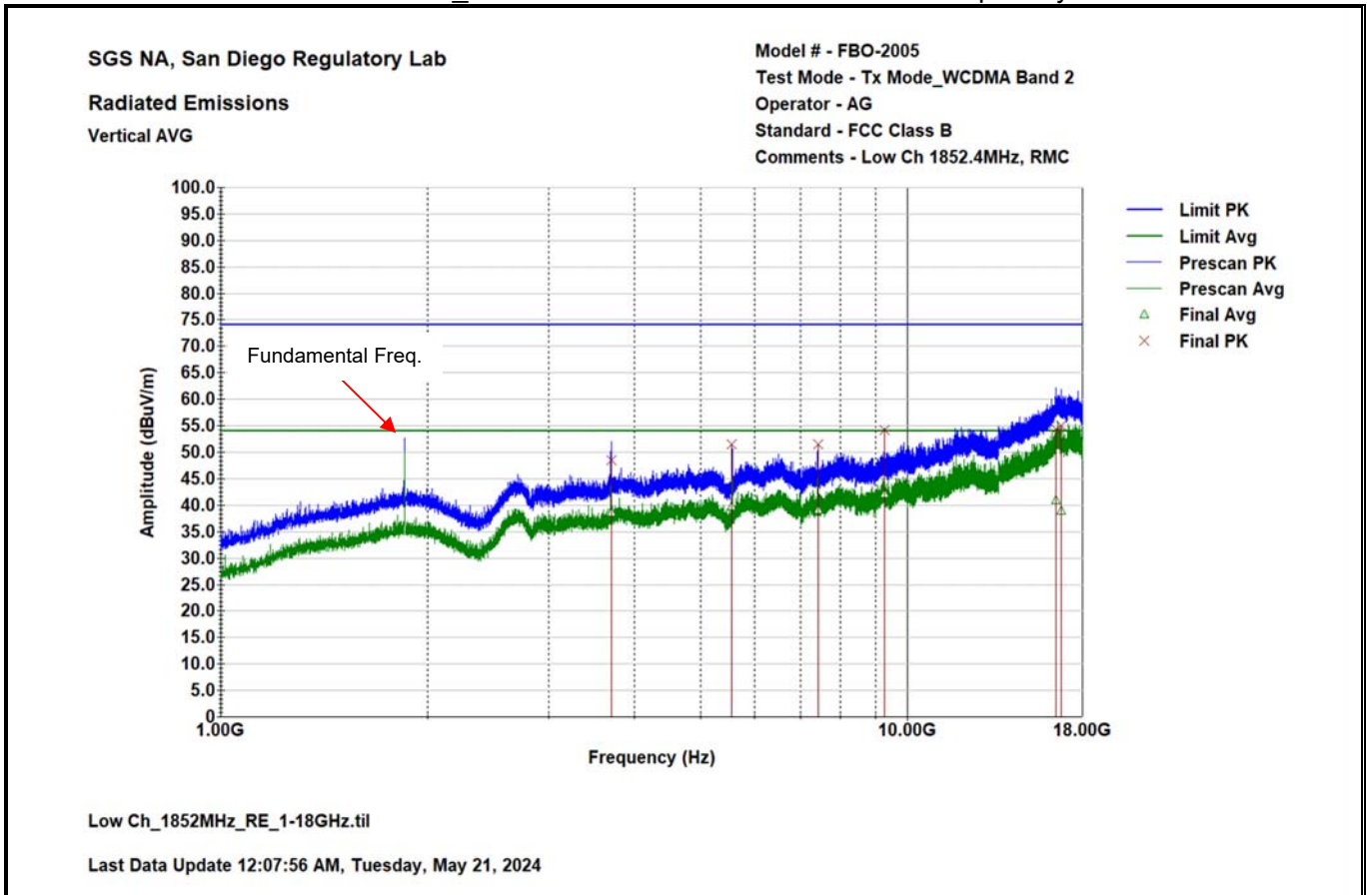
WCDMA B2\_30MHz to 1GHz Worst-Case Low Channel – Horizontal polarity



Quasi-Peak Data

Freq. (MHz)	Final QP (dBµV/m)	Total Corr. (dB)	Margin (dB)	Limit (dBµV/m)	Ant. Height (cm)	Azimuth (deg.)
361.517	29.36	22.24	-16.64	46	114	367
492.75	38.08	25.34	-7.92	46	186	4
504.605	38.09	26.04	-7.91	46	369	-9
530.433	32.82	27.87	-13.18	46	336	149
860.367	30.91	31.39	-15.09	46	153	152
874.383	29.12	31.32	-16.88	46	106	285

WCDMA B2\_1GHz to 18GHz Low Channel – Vertical polarity



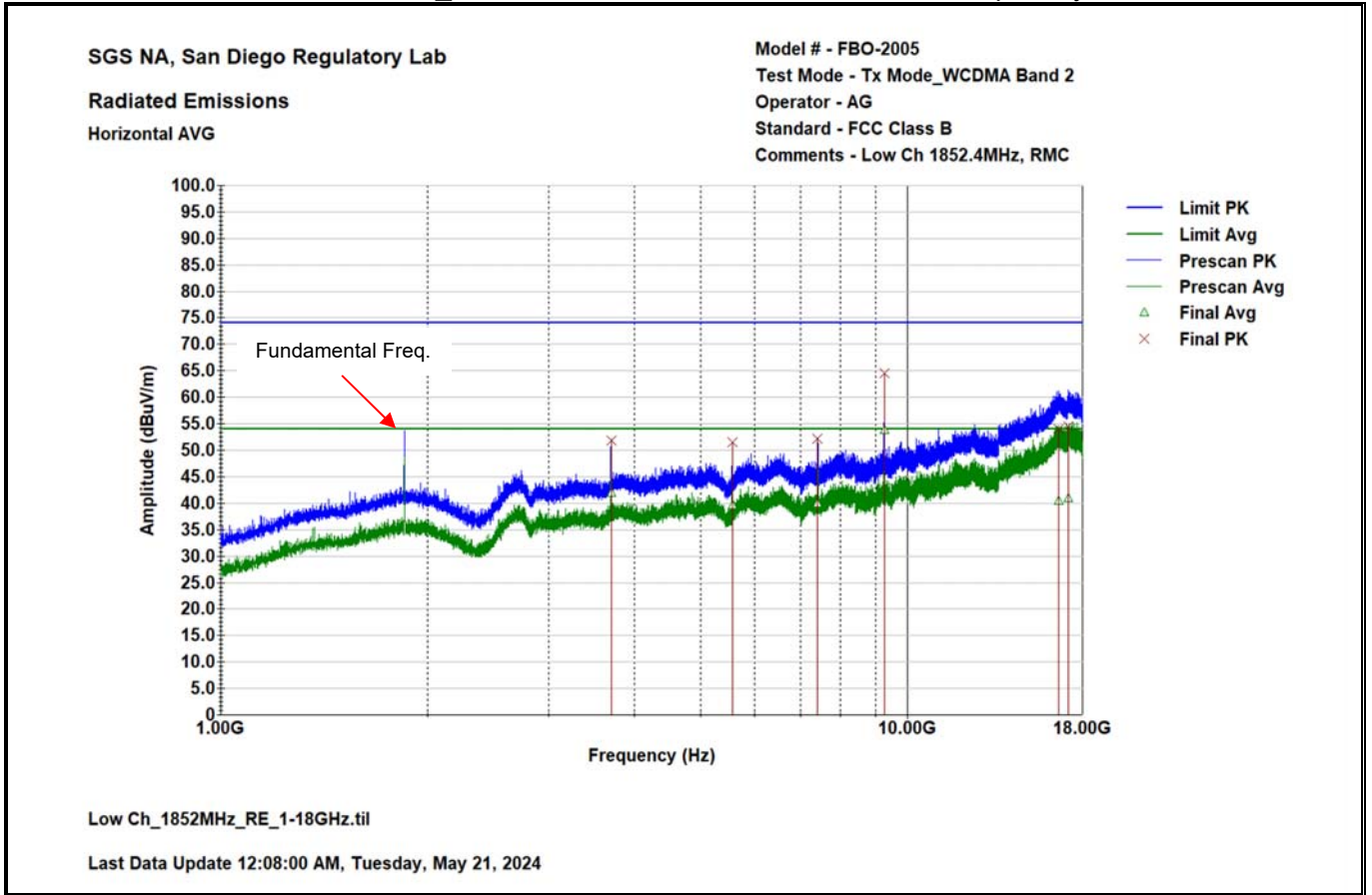
Peak Data

Freq. (MHz)	Final QP (dBμV/m)	Total Corr. (dB)	Margin (dB)	Limit (dBμV/m)	Ant. Height (cm)	Azimuth (deg.)
3706.825	48.48	3.21	-25.52	74	272	138
5555.15	51.49	8.15	-22.51	74	163	185
7414.95	51.5	13.08	-22.5	74	155	142
9263.275	54.22	17.86	-19.78	74	171	125
16489.97	54.3	33.06	-19.7	74	156	380
16778.98	54.96	33.55	-19.04	74	295	314

Average Data

Freq. (MHz)	Final QP (dBμV/m)	Total Corr. (dB)	Margin (dB)	Limit (dBμV/m)	Ant. Height (cm)	Azimuth (deg.)
3706.825	38.7	3.21	-15.3	54	272	138
5555.15	39.85	8.15	-14.15	54	163	185
7414.95	39.08	13.08	-14.92	54	155	142
9263.275	42.08	17.86	-11.92	54	171	125
16489.97	41	33.06	-13	54	156	380
16778.98	38.97	33.55	-15.03	54	295	314

WCDMA B2\_1GHz to 18GHz Low Channel – Horizontal polarity



Peak Data

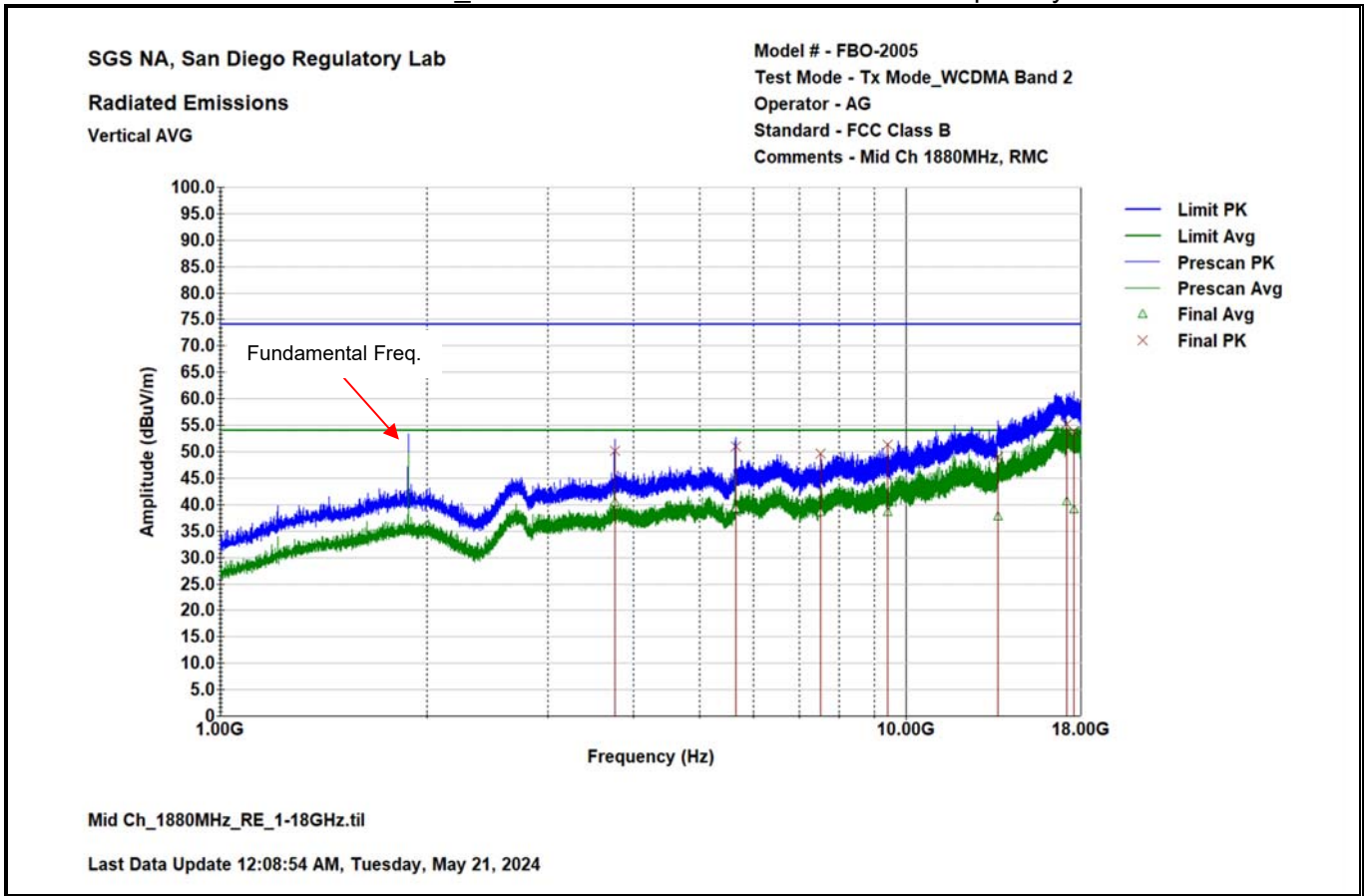
Freq. (MHz)	Final QP (dBµV/m)	Total Corr. (dB)	Margin (dB)	Limit (dBµV/m)	Ant. Height (cm)	Azimuth (deg.)
3706.825	51.9	3.21	-22.1	74	150	163
5560.675	51.54	8.17	-22.46	74	194	130
7406.875	52.11	13.05	-21.89	74	232	244
9257.325	64.41	17.82	-9.59	74	255	70
16608.55	54.05	33.57	-19.95	74	236	293
17167	54.53	32.79	-19.47	74	217	141

Average Data

Freq. (MHz)	Final QP (dBµV/m)	Total Corr. (dB)	Margin (dB)	Limit (dBµV/m)	Ant. Height (cm)	Azimuth (deg.)
3706.825	42.03	3.21	-11.97	54	150	163
5560.675	39.63	8.17	-14.37	54	194	130
7406.875	39.95	13.05	-14.05	54	232	244
9257.325	53.89	17.82	-0.11	54	255	70
16608.55	40.57	33.57	-13.43	54	236	293
17167	40.96	32.79	-13.04	54	217	141



WCDMA B2\_1GHz to 18GHz Mid Channel – Vertical polarity



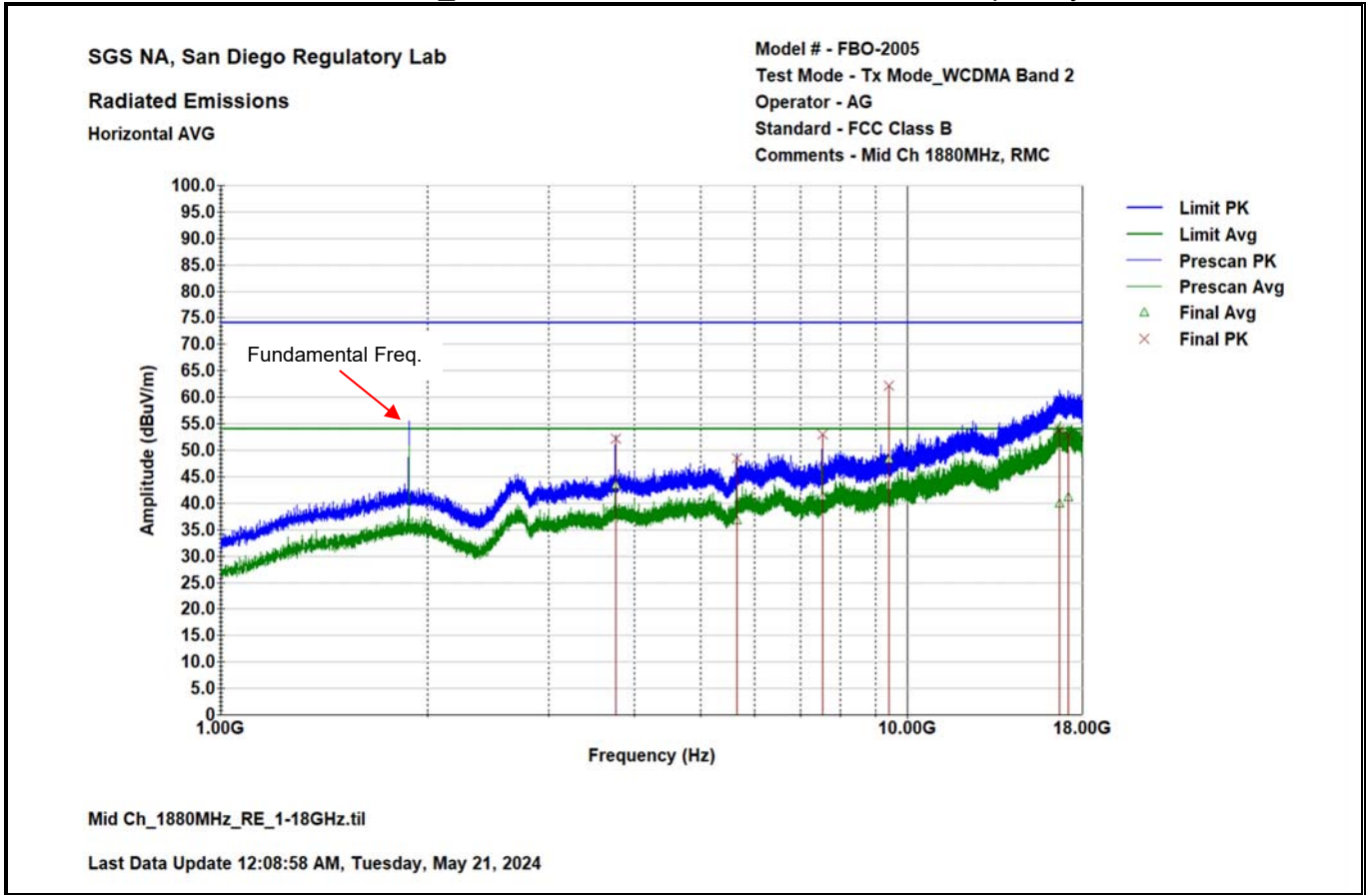
Peak Data

Freq. (MHz)	Final QP (dBµV/m)	Total Corr. (dB)	Margin (dB)	Limit (dBµV/m)	Ant. Height (cm)	Azimuth (deg.)
3758.25	50.14	3.54	-23.86	74	257	213
5643.125	50.93	8.84	-23.07	74	295	183
7516.1	49.7	13.49	-24.3	74	150	134
9394.6	51.34	17.98	-22.66	74	171	182
13606.77	49.04	26.29	-24.96	74	334	90
17147.45	55.13	32.79	-18.87	74	150	95
17584.35	53.75	32.07	-20.25	74	233	54

Average Data

Freq. (MHz)	Final QP (dBµV/m)	Total Corr. (dB)	Margin (dB)	Limit (dBµV/m)	Ant. Height (cm)	Azimuth (deg.)
3758.25	40.56	3.54	-13.44	54	257	213
5643.125	39.38	8.84	-14.62	54	295	183
7516.1	38.74	13.49	-15.26	54	150	134
9394.6	38.67	17.98	-15.33	54	171	182
13606.77	37.88	26.29	-16.12	54	334	90
17147.45	40.73	32.79	-13.27	54	150	95
17584.35	39.18	32.07	-14.82	54	233	54

WCDMA B2\_1GHz to 18GHz Mid Channel – Horizontal polarity



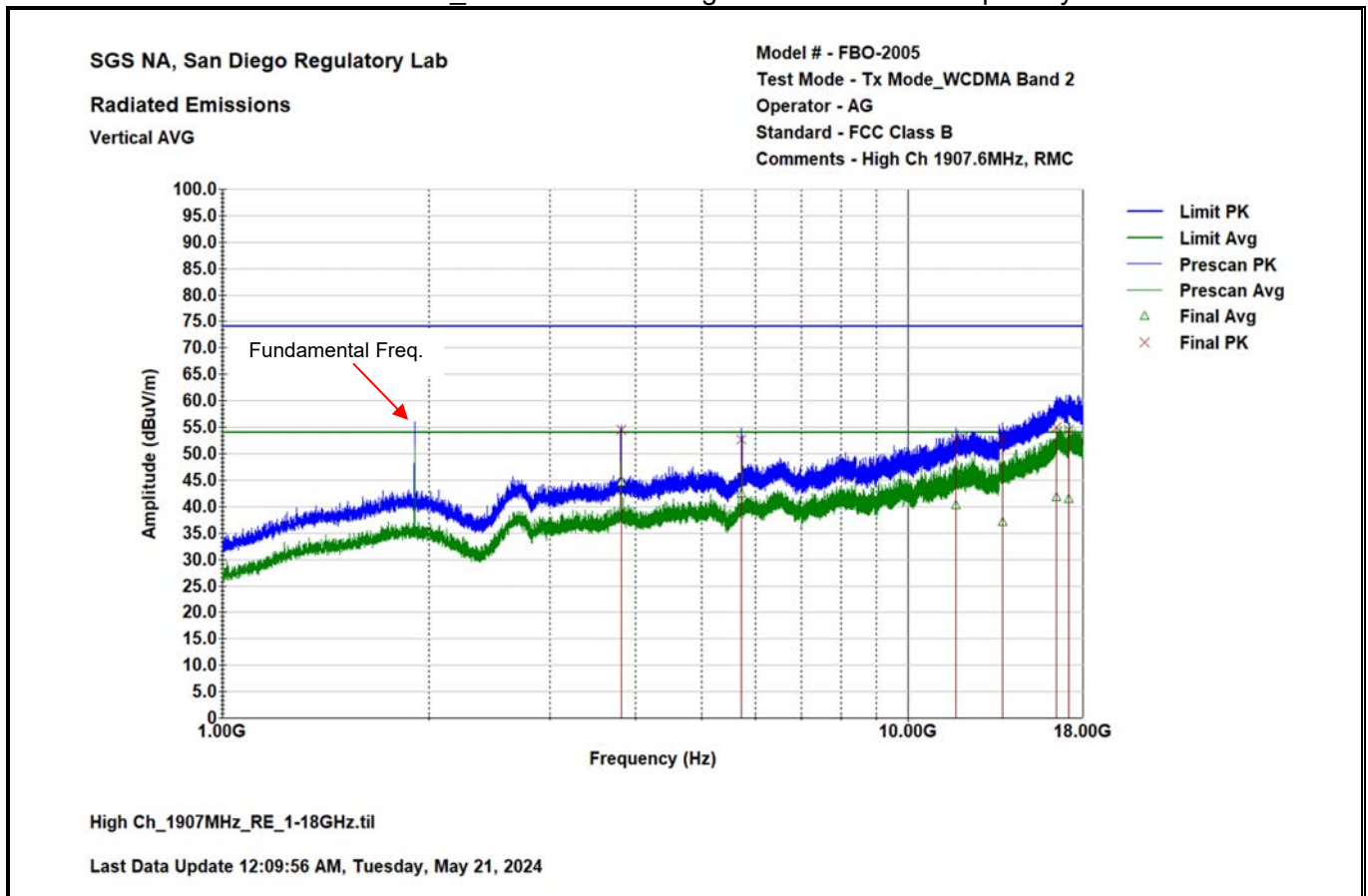
Peak Data

Freq. (MHz)	Final QP (dBµV/m)	Total Corr. (dB)	Margin (dB)	Limit (dBµV/m)	Ant. Height (cm)	Azimuth (deg.)
3761.65	52.17	3.56	-21.83	74	348	153
5641.85	48.55	8.82	-25.45	74	150	249
7523.325	53.02	13.53	-20.98	74	309	144
9402.675	62.21	18.03	-11.79	74	263	53
16661.68	53.83	33.62	-20.17	74	386	179
17187.83	52.75	32.8	-21.25	74	202	322

Average Data

Freq. (MHz)	Final QP (dBµV/m)	Total Corr. (dB)	Margin (dB)	Limit (dBµV/m)	Ant. Height (cm)	Azimuth (deg.)
3761.65	43.41	3.56	-10.59	54	348	153
5641.85	36.8	8.82	-17.2	54	150	249
7523.325	41.36	13.53	-12.64	54	309	144
9402.675	48.39	18.03	-5.61	54	263	53
16661.68	39.91	33.62	-14.09	54	386	179
17187.83	41.24	32.8	-12.76	54	202	322

WCDMA B2\_ 1GHz to 18GHz High Channel – Vertical polarity



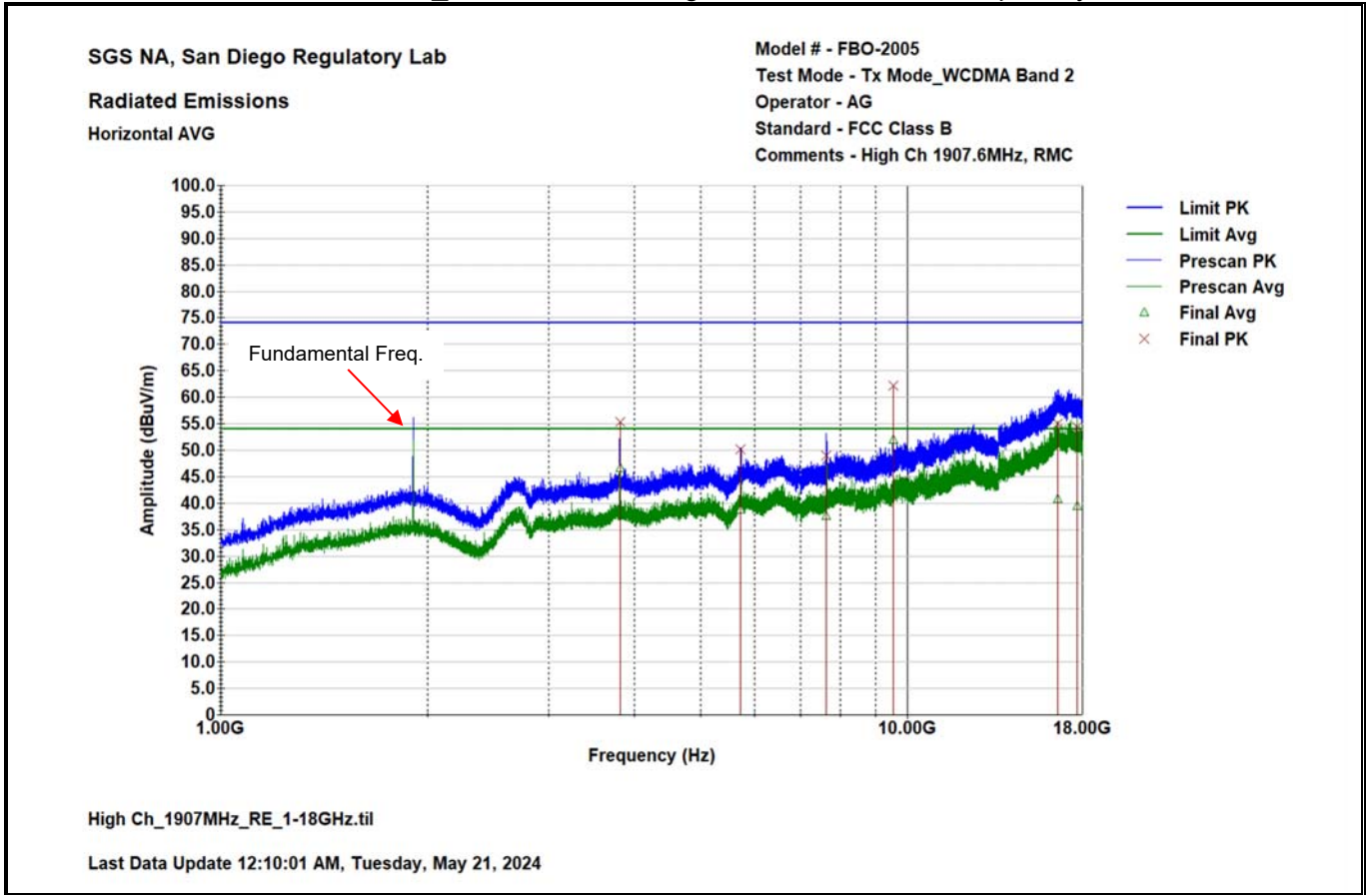
Peak Data

Freq. (MHz)	Final QP (dBµV/m)	Total Corr. (dB)	Margin (dB)	Limit (dBµV/m)	Ant. Height (cm)	Azimuth (deg.)
3817.325	54.52	3.66	-19.48	74	150	267
5719.625	52.6	9.15	-21.4	74	249	194
11738.9	52.86	24.72	-21.14	74	365	209
13741.93	53.05	26.38	-20.95	74	202	317
16490.82	55.01	33.06	-18.99	74	334	123
17162.32	54.48	32.79	-19.52	74	365	196

Average Data

Freq. (MHz)	Final QP (dBµV/m)	Total Corr. (dB)	Margin (dB)	Limit (dBµV/m)	Ant. Height (cm)	Azimuth (deg.)
3817.325	44.65	3.66	-9.35	54	150	267
5719.625	42.55	9.15	-11.45	54	249	194
11738.9	40.28	24.72	-13.72	54	365	209
13741.93	37.14	26.38	-16.86	54	202	317
16490.82	41.82	33.06	-12.18	54	334	123
17162.32	41.41	32.79	-12.59	54	365	196

WCDMA B2\_1GHz to 18GHz High Channel – Horizontal polarity



Peak Data

Freq. (MHz)	Final QP (dBµV/m)	Total Corr. (dB)	Margin (dB)	Limit (dBµV/m)	Ant. Height (cm)	Azimuth (deg.)
3813.925	55.4	3.67	-18.6	74	371	170
5720.475	50.15	9.15	-23.85	74	347	244
7627.025	49.07	13.83	-24.93	74	150	107
9533.575	62.14	18.59	-11.86	74	263	60
16563.92	54.91	33.38	-19.09	74	363	64
17680.82	54.39	31.96	-19.61	74	155	86

Average Data

Freq. (MHz)	Final QP (dBµV/m)	Total Corr. (dB)	Margin (dB)	Limit (dBµV/m)	Ant. Height (cm)	Azimuth (deg.)
3813.925	46.61	3.67	-7.39	54	371	170
5720.475	38.85	9.15	-15.15	54	347	244
7627.025	37.7	13.83	-16.3	54	150	107
9533.575	51.97	18.59	-2.03	54	263	60
16563.92	40.81	33.38	-13.19	54	363	64
17680.82	39.49	31.96	-14.51	54	155	86

## 5 Measurement Uncertainty

The measurement uncertainty figures are calculated in accordance with TR 100 028-1 [2] and correspond to an expansion factor (coverage factor)  $k = 2$  (which provides confidence levels of 95.45 % in the case where the distributions characterizing the actual measurement uncertainties are normal (Gaussian)).

Measurement uncertainty is not used to adjust the measurements to determine compliance.

Parameter	Expanded Uncertainty for Normal k factor equal to 2	
	Required	Laboratory Actual
spurious emissions, conducted	$\pm 3$ dB	$\pm 2.1$ dB
all emissions, radiated	$\pm 6$ dB	$\pm 4.8$ dB
temperature	$\pm 1$ °C	$\pm 0.5$ °C
humidity	$\pm 5$ %	$\pm 3.5$ %

## 6 Revision History

Revision Level	Description of changes	Page Affected	Revision Date
1	Initial release	-	30 May 2024
2	Report corrections were made and presented in Italic (none bold) on the pages that affected	3, 4, 5, 7, 8, 9, 10, 11, 12, 13, 14, 30, 32, 34, 36, 38	13 Jun 2024