

## PHOTOGRAPHS OF THE TEST CONFIGURATION

### CONDUCTED EMISSION TEST



## RADIATED EMISSION TEST BELOW 1GHz (X-Plane)



## RADIATED EMISSION TEST BELOW 1GHz (Y-Plane)









## RADIATED EMISSION TEST BELOW 1GHz (Z-Plane)



## RADIATED EMISSION TEST ABOVE 1GHz (X-Plane)




## RADIATED EMISSION TEST ABOVE 1GHz (Y-Plane)





## RADIATED EMISSION TEST ABOVE 1GHz (Z-Plane)



## DFS

