
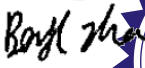




TEST REPORT

FCC ID..... :	2AX85PSP667-FD	
Test Report No..... :	TCT220125E043	
Date of issue..... :	Feb. 18, 2022	
Testing laboratory	SHENZHEN TONGCE TESTING LAB	
Testing location/ address:	TCT Testing Industrial Park Fuqiao 5th Industrial Zone, Fuhai Street, Bao'an District Shenzhen, Guangdong, 518103, People's Republic of China	
Applicant's name..... :	E-SOUND ELECTRONIC CO., LIMITED	
Address..... :	Flr 2, Building 2, No.10 of Xinju Road, Shangjiao, Chang'an Town, Dongguan, Guangdong province, 523878 China	
Manufacturer's name ... :	E-SOUND ELECTRONIC CO., LIMITED	
Address..... :	Flr 2, Building 2, No.10 of Xinju Road, Shangjiao, Chang'an Town, Dongguan, Guangdong province, 523878 China	
Standard(s)	FCC CFR Title 47 Part 1.1307	
Test item description	16 inch Long bluetooth speaker-FM Radio	
Trade Mark	PROSCAN & CURTIS	
Model/Type reference..... :	PSP667_FD, PA461, CPA124, PA890, PA1271, PA689, PA876, PA417, ET-461, ET-417, ET-1022, ET-735, ET-736, ET-740, ET-748, ET-749, ET-746, ET-747, ET-722, ET-723, SP996, SP666	
Rating(s)	Rechargeable Li-ion Battery DC 3.7V	
Date of receipt of test item	Jan. 25, 2022	
Date (s) of performance of test..... :	Jan. 25, 2022 ~ Feb. 18, 2022	
Tested by (+signature) ... :	Aaron MO	
Check by (+signature).... :	Beryl ZHAO	
Approved by (+signature):	Tomsin	



General disclaimer:

This report shall not be reproduced except in full, without the written approval of SHENZHEN TONGCE TESTING LAB. This document may be altered or revised by SHENZHEN TONGCE TESTING LAB personnel only, and shall be noted in the revision section of the document. The test results in the report only apply to the tested sample.

Table of Contents

1. General Product Information	3
1.1. EUT description	3
1.2. Model(s) list.....	3
2. General Information.....	4
2.1. Test environment and mode.....	4
2.2. Description of Support Units.....	4
3. Facilities and Accreditations	5
3.1. Facilities	5
3.2. Location	5
4. Test Results and Measurement Data	6

1. General Product Information

1.1. EUT description

Test item description	16 inch Long bluetooth speaker-FM Radio
Model/Type reference.....	PSP667_FD
Sample Number.....	TCT220125E001-0101
Operation Frequency	2402MHz~2480MHz
Modulation Type	GFSK, $\pi/4$ -DQPSK, 8DPSK
Antenna Type.....	PCB Antenna
Antenna Gain.....	-0.58dBi
Rating(s)	Rechargeable Li-ion Battery DC 3.7V

Note: The antenna gain listed in this report is provided by applicant, and the test laboratory is not responsible for this parameter.

1.2. Model(s) list

No.	Model No.	Tested with
1	PSP667_FD	<input checked="" type="checkbox"/>
Other models	PA461, CPA124, PA890, PA1271, PA689, PA876, PA417, ET-461, ET-417, ET-1022, ET-735, ET-736, ET-740, ET-748, ET-749, ET-746, ET-747, ET-722, ET-723, SP996, SP666	<input type="checkbox"/>

Note: PSP667_FD is tested model, other models are derivative models. The models are identical in circuit and PCB layout, only different on the model names. So the test data of PSP667_FD can represent the remaining models.

2. General Information

2.1. Test environment and mode

Item	Normal condition
Temperature	+25°C
Voltage	DC 3.7V
Humidity	56%
Atmospheric Pressure:	1008 mbar
Test Mode:	
Engineering mode:	Keep the EUT in continuous transmitting by select channel

2.2. Description of Support Units

The EUT has been tested as an independent unit together with other necessary accessories or support units. The following support units or accessories were used to form a representative test configuration during the tests.

Equipment	Model No.	Serial No.	FCC ID	Trade Name
/	/	/	/	/

Note:

1. All the equipment/cables were placed in the worst-case configuration to maximize the emission during the test.
2. Grounding was established in accordance with the manufacturer's requirements and conditions for the intended use.
3. For conducted measurements (Output Power, 20dB Occupied Bandwidth, Carrier Frequencies Separation, Hopping Channel Number, Dwell Time, Spurious Emissions), the antenna of EUT is connected to the test equipment via temporary antenna connector, the antenna connector is soldered on the antenna port of EUT, and the temporary antenna connector is listed in the Test Instruments.

3. Facilities and Accreditations

3.1. Facilities

The test facility is recognized, certified, or accredited by the following organizations:

- FCC - Registration No.: 645098
SHENZHEN TONGCE TESTING LAB
Designation Number: CN1205

The testing lab has been registered and fully described in a report with the (FCC) Federal Communications Commission. The acceptance letter from the FCC is maintained in our files.

- IC - Registration No.: 10668A-1
SHENZHEN TONGCE TESTING LAB
CAB identifier: CN0031

The testing lab has been registered by Certification and Engineering Bureau of Industry Canada for radio equipment testing.

3.2. Location

SHENZHEN TONGCE TESTING LAB

Address: TCT Testing Industrial Park Fuqiao 5th Industrial Zone, Fuhai Street, Bao'an District Shenzhen, Guangdong, 518103, People's Republic of China

TEL: +86-755-27673339

4. Test Results and Measurement Data

According to § 15.247(i) and § 1.1307b(1), systems operating under the provisions of this section shall be operated in a manner that ensures that the public is not exposed to radio frequency energy level in excess of the commission's guidance.

The 1-g SAR test exclusion thresholds for 100 MHz to 6 GHz at test separation distances \leq 50 mm are determined by:

$[(\text{max. power of channel, including tune-up tolerance, mW}) / (\text{min. test separation distance, mm})] \cdot [\sqrt{f(\text{GHz})}] \leq 3.0$ for 1-g SAR, where

- f(GHz) is the RF channel transmit frequency in GHz
- Power and distance are rounded to the nearest mW and mm before calculation
- When the minimum test separation distance is < 5 mm, a distance of 5 mm according is applied to determine SAR test exclusion.
- The result is rounded to one decimal place for comparison

- BDR+EDR:

Channel	Frequency (GHz)	Max. Power (dBm)	Tune up Power (dBm)	Max. Tune up Power (dBm)	Max. Tune up Power (mW)	Test distance (mm)	Result	exclusion thresholds for 1-g SAR
CH 78	2.480	-2.25	-2±1	-1	0.79	5	0.25	3.0

Result:

Base on the calculation value, No SAR measurement is required.

*******END OF REPORT*******