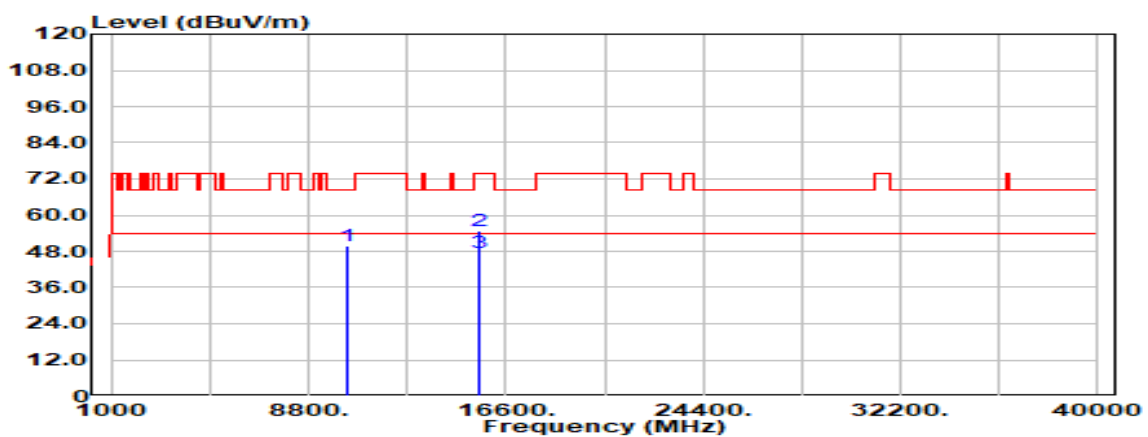


Above 1G

Test Data for UNII-1

Test Mode	IEEE 802.11a / 5180 MHz	Temp/Hum	24.4(°C) / 64%RH
Test Item	Harmonic	Test Date	August 10, 2022
Polarize	Vertical	Test Engineer	Tony Chao
Detector	Peak / Average		

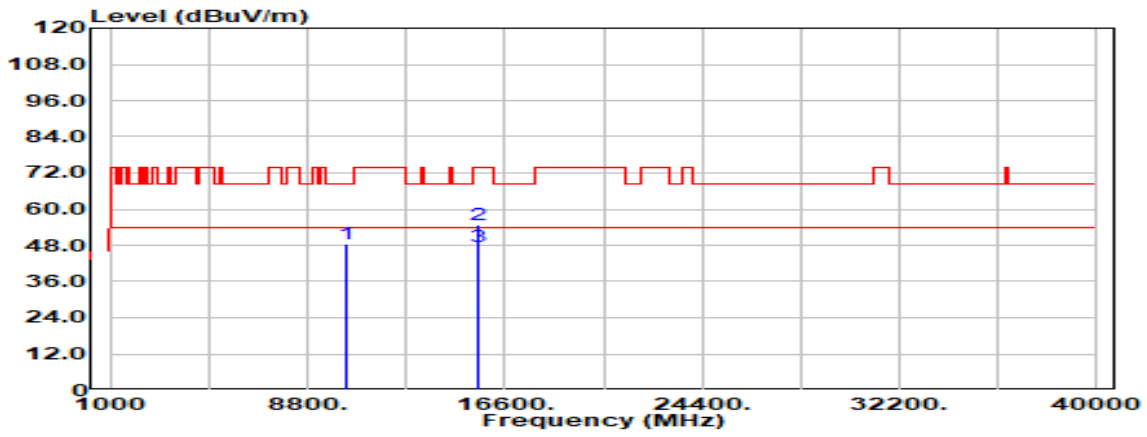


Freq. (MHz)	Detector Mode (PK/QP/AV)	Spectrum Reading Level (dBμV)	Factor (dB)	Actual FS (dBμV/m)	Limit @3m (dBμV/m)	Margin (dB)
10360.000	Peak	31.67	18.27	49.94	68.20	-18.26
15540.000	Peak	32.50	22.34	54.83	74.00	-19.17
15540.000	Average	25.04	22.34	47.38	54.00	-6.62
N/A						

Remark:

1. Measuring frequencies from 1 GHz to the 10th harmonic of highest fundamental frequency.

Test Mode	IEEE 802.11a / 5180 MHz	Temp/Hum	24.4(°C)/ 64%RH
Test Item	Harmonic	Test Date	August 10, 2022
Polarize	Horizontal	Test Engineer	Tony Chao
Detector	Peak / Average		

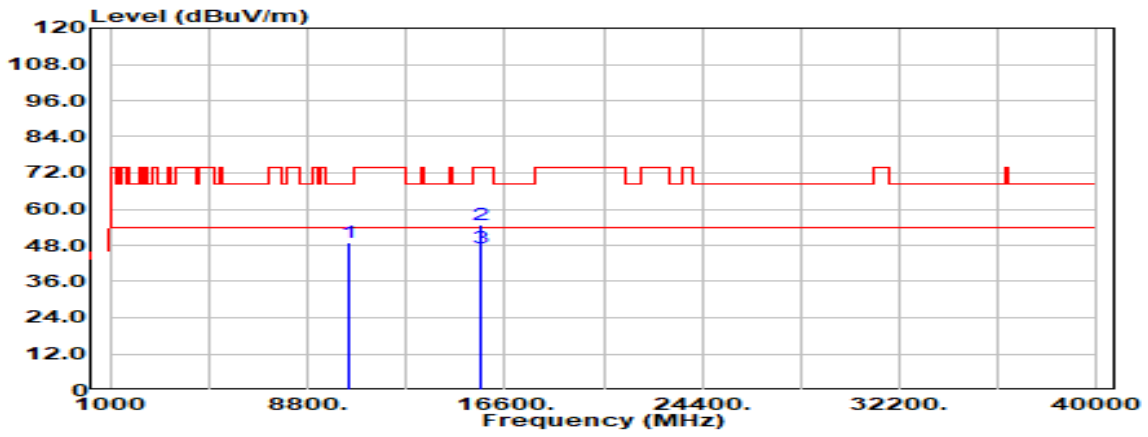


Freq. (MHz)	Detector Mode (PK/QP/AV)	Spectrum Reading Level (dB μ V)	Factor (dB)	Actual FS (dB μ V/m)	Limit @3m (dB μ V/m)	Margin (dB)
10360.000	Peak	30.30	18.27	48.56	68.20	-19.64
15540.000	Peak	32.32	22.34	54.65	74.00	-19.35
15540.000	Average	25.01	22.34	47.35	54.00	-6.65
N/A						

Remark:

1. Measuring frequencies from 1 GHz to the 10th harmonic of highest fundamental frequency.

Test Mode	IEEE 802.11a / 5220 MHz	Temp/Hum	24.6(°C)/ 63%RH
Test Item	Harmonics	Test Date	August 11, 2022
Polarize	Vertical	Test Engineer	Ray Li
Detector	Peak / Average		

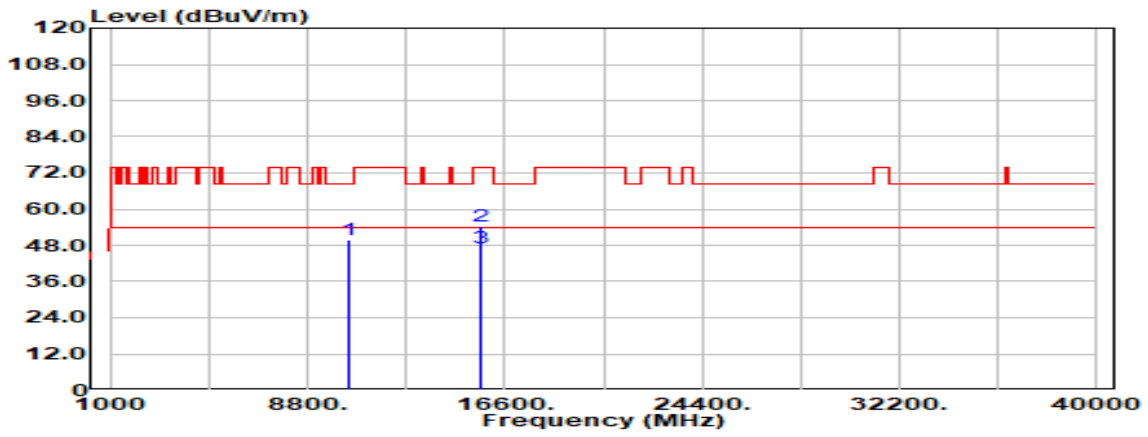


Freq. (MHz)	Detector Mode (PK/QP/AV)	Spectrum Reading Level (dBμV)	Factor (dB)	Actual FS (dBUV/m)	Limit @3m (dBUV/m)	Margin (dB)
10440.000	Peak	30.72	18.35	49.07	68.20	-19.13
15660.000	Peak	32.34	22.55	54.89	74.00	-19.11
15660.000	Average	24.51	22.55	47.06	54.00	-6.94
N/A						

Remark:

1. Measuring frequencies from 1 GHz to the 10th harmonic of highest fundamental frequency.

Test Mode	IEEE 802.11a / 5220 MHz	Temp/Hum	24.6(°C)/ 63%RH
Test Item	Harmonic	Test Date	August 11, 2022
Polarize	Horizontal	Test Engineer	Ray Li
Detector	Peak / Average		

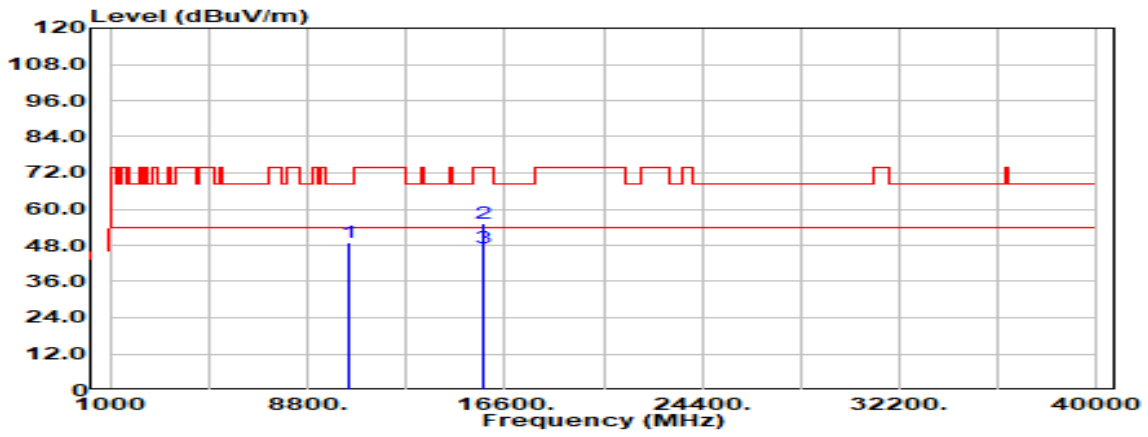


Freq. (MHz)	Detector Mode (PK/QP/AV)	Spectrum Reading Level (dBUV)	Factor (dB)	Actual FS (dBUV/m)	Limit @3m (dBUV/m)	Margin (dB)
10440.000	Peak	31.46	18.35	49.80	68.20	-18.40
15660.000	Peak	31.58	22.55	54.13	74.00	-19.87
15660.000	Average	24.48	22.55	47.03	54.00	-6.97
N/A						

Remark:

1. Measuring frequencies from 1 GHz to the 10th harmonic of highest fundamental frequency.

Test Mode	IEEE 802.11a / 5240MHZ	Temp/Hum	24.6(°C)/ 63%RH
Test Item	Harmonic	Test Date	August 11, 2022
Polarize	Vertical	Test Engineer	Ray Li
Detector	Peak / Average		

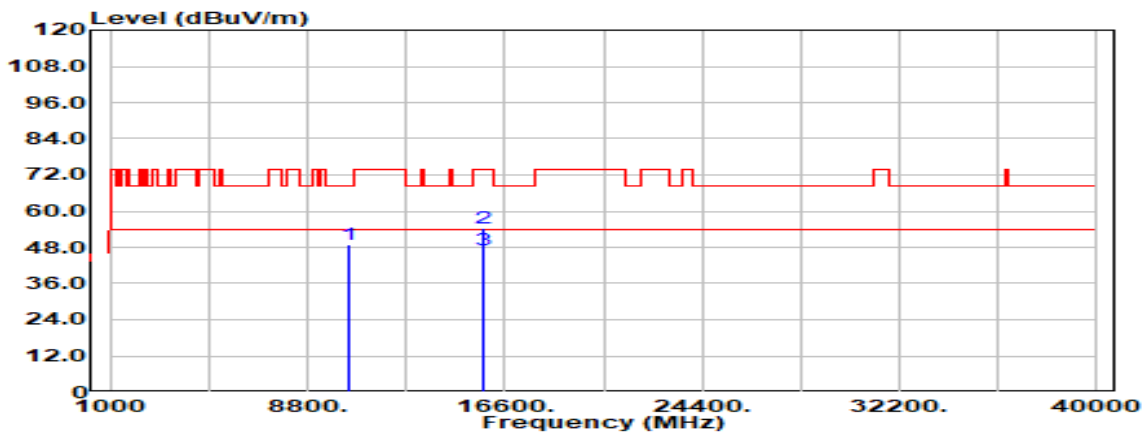


Freq. (MHz)	Detector Mode (PK/QP/AV)	Spectrum Reading Level (dBUV)	Factor (dB)	Actual FS (dBUV/m)	Limit @3m (dBUV/m)	Margin (dB)
10480.000	Peak	30.67	18.39	49.06	68.20	-19.14
15720.000	Peak	31.96	23.12	55.08	74.00	-18.92
15720.000	Average	24.01	23.12	47.14	54.00	-6.86
N/A						

Remark:

1. Measuring frequencies from 1 GHz to the 10th harmonic of highest fundamental frequency.

Test Mode	IEEE 802.11a / 5240MHZ	Temp/Hum	24.6(°C)/ 63%RH
Test Item	Harmonic	Test Date	August 11, 2022
Polarize	Horizontal	Test Engineer	Ray Li
Detector	Peak / Average		

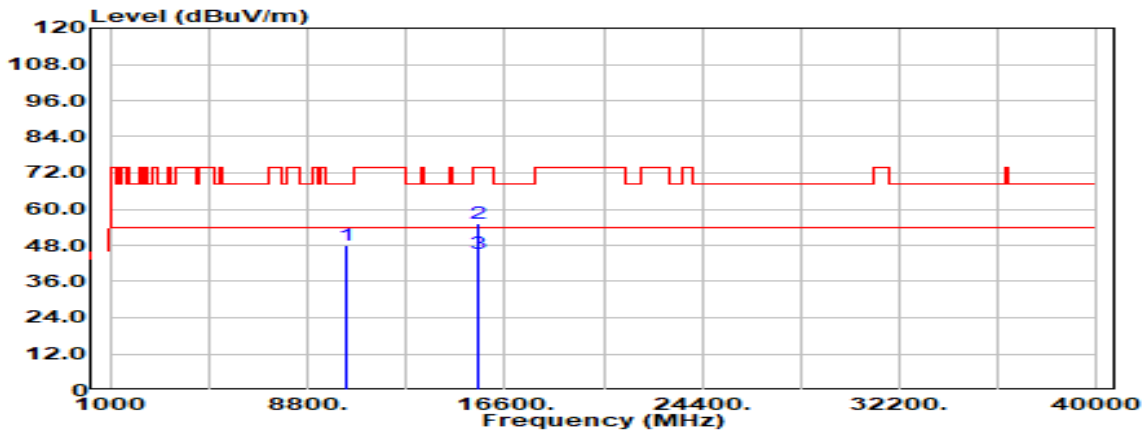


Freq. (MHz)	Detector Mode (PK/QP/AV)	Spectrum Reading Level (dBUV)	Factor (dB)	Actual FS (dBUV/m)	Limit @3m (dBUV/m)	Margin (dB)
10480.000	Peak	30.71	18.39	49.10	68.20	-19.10
15720.000	Peak	31.23	23.12	54.35	74.00	-19.65
15720.000	Average	23.97	23.12	47.10	54.00	-6.90
N/A						

Remark:

1. Measuring frequencies from 1 GHz to the 10th harmonic of highest fundamental frequency.

Test Mode	IEEE 802.11n HT20 / 5180 MHz	Temp/Hum	24.1(°C)/ 62%RH
Test Item	Harmonic	Test Date	August 11, 2022
Polarize	Vertical	Test Engineer	Tony Chao
Detector	Peak / Average		

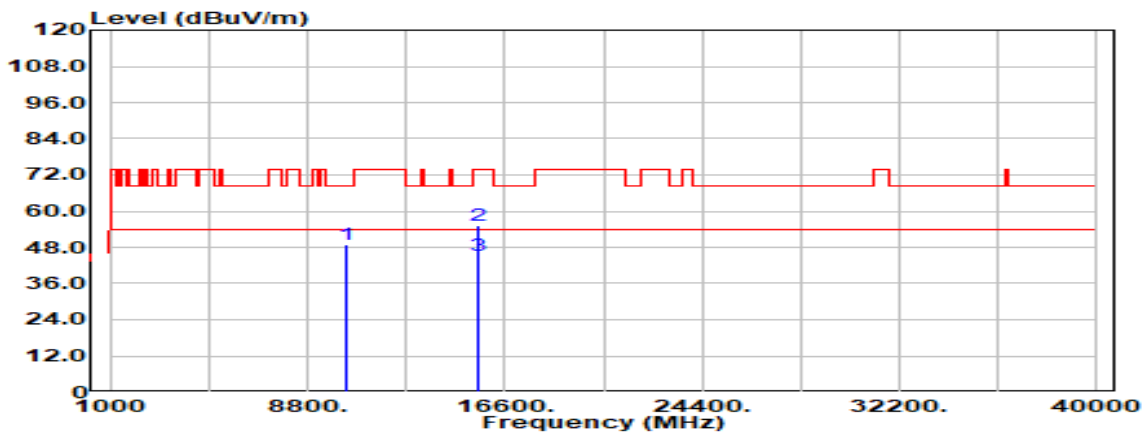


Freq. (MHz)	Detector Mode (PK/QP/AV)	Spectrum Reading Level (dBμV)	Factor (dB)	Actual FS (dBUV/m)	Limit @3m (dBUV/m)	Margin (dB)
10360.000	Peak	29.91	18.27	48.17	68.20	-20.03
15540.000	Peak	32.75	22.34	55.08	74.00	-18.92
15540.000	Average	23.15	22.34	45.49	54.00	-8.51
N/A						

Remark:

1. Measuring frequencies from 1 GHz to the 10th harmonic of highest fundamental frequency.

Test Mode	IEEE 802.11n HT20 / 5180 MHz	Temp/Hum	24.1(°C)/ 62%RH
Test Item	Harmonic	Test Date	August 11, 2022
Polarize	Horizontal	Test Engineer	Tony Chao
Detector	Peak / Average		

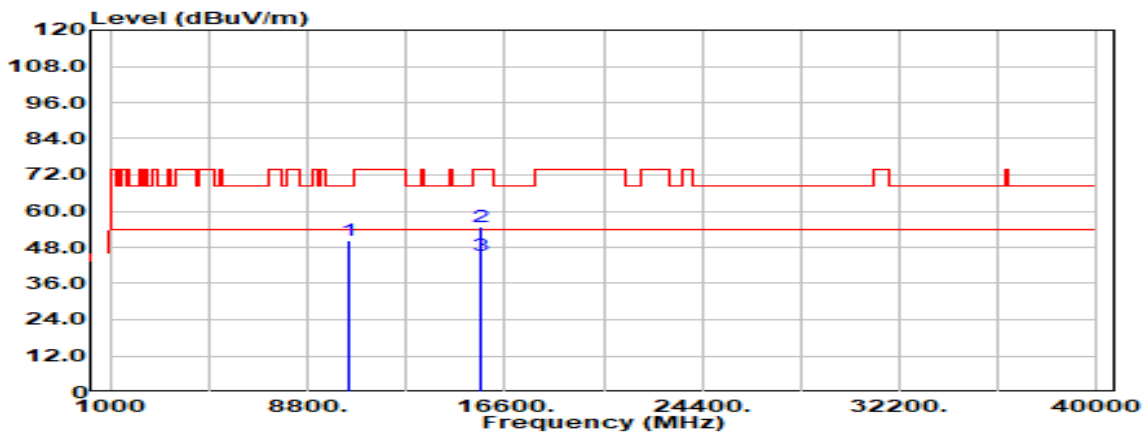


Freq. (MHz)	Detector Mode (PK/QP/AV)	Spectrum Reading Level (dBµV)	Factor (dB)	Actual FS (dBUV/m)	Limit @3m (dBUV/m)	Margin (dB)
10360.000	Peak	30.76	18.27	49.03	68.20	-19.17
15540.000	Peak	32.88	22.34	55.22	74.00	-18.78
15540.000	Average	22.98	22.34	45.32	54.00	-8.68
N/A						

Remark:

1. Measuring frequencies from 1 GHz to the 10th harmonic of highest fundamental frequency.

Test Mode	IEEE 802.11n HT20 / 5220 MHz	Temp/Hum	24.1(°C)/ 62%RH
Test Item	Harmonic	Test Date	August 11, 2022
Polarize	Vertical	Test Engineer	Tony Chao
Detector	Peak / Average		

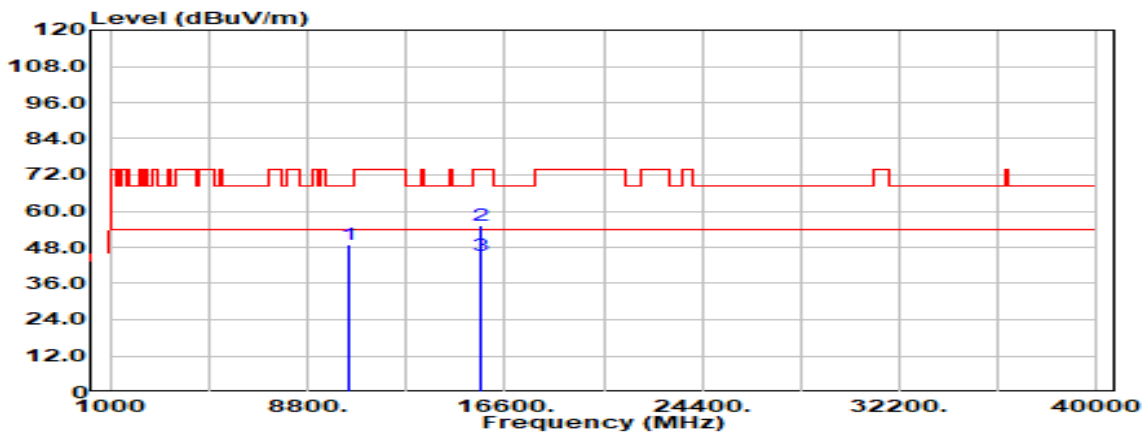


Freq. (MHz)	Detector Mode (PK/QP/AV)	Spectrum Reading Level (dBμV)	Factor (dB)	Actual FS (dBUV/m)	Limit @3m (dBUV/m)	Margin (dB)
10440.000	Peak	31.95	18.35	50.30	68.20	-17.90
15660.000	Peak	32.08	22.55	54.63	74.00	-19.37
15660.000	Average	22.89	22.55	45.44	54.00	-8.56
N/A						

Remark:

1. Measuring frequencies from 1 GHz to the 10th harmonic of highest fundamental frequency.

Test Mode	IEEE 802.11n HT20 / 5220 MHz	Temp/Hum	24.1(°C)/ 62%RH
Test Item	Harmonic	Test Date	August 11, 2022
Polarize	Horizontal	Test Engineer	Tony Chao
Detector	Peak / Average		

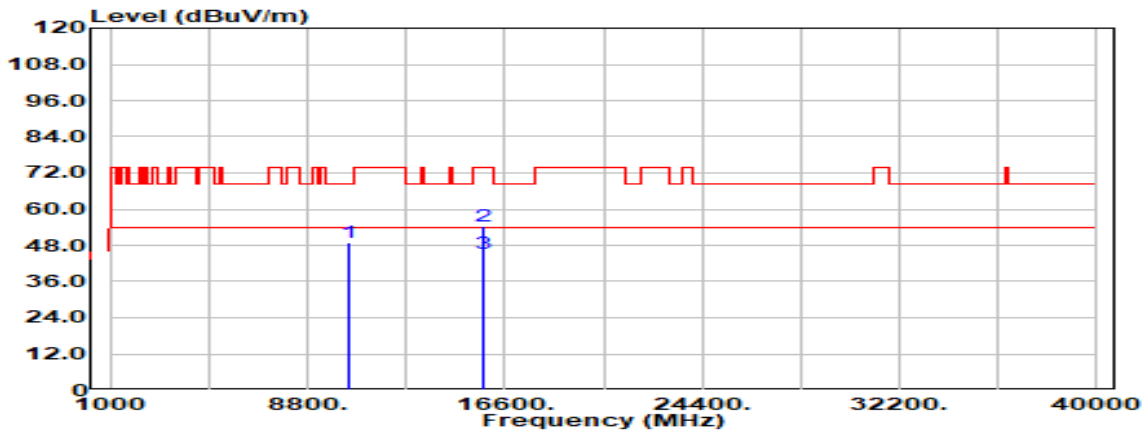


Freq. (MHz)	Detector Mode (PK/QP/AV)	Spectrum Reading Level (dBµV)	Factor (dB)	Actual FS (dBUV/m)	Limit @3m (dBUV/m)	Margin (dB)
10440.000	Peak	30.64	18.35	48.99	68.20	-19.21
15660.000	Peak	32.51	22.55	55.06	74.00	-18.94
15660.000	Average	22.82	22.55	45.37	54.00	-8.63
N/A						

Remark:

1. Measuring frequencies from 1 GHz to the 10th harmonic of highest fundamental frequency.

Test Mode	IEEE 802.11n HT20 / 5240 MHz	Temp/Hum	24.1(°C)/ 62%RH
Test Item	Harmonic	Test Date	August 11, 2022
Polarize	Vertical	Test Engineer	Tony Chao
Detector	Peak / Average		

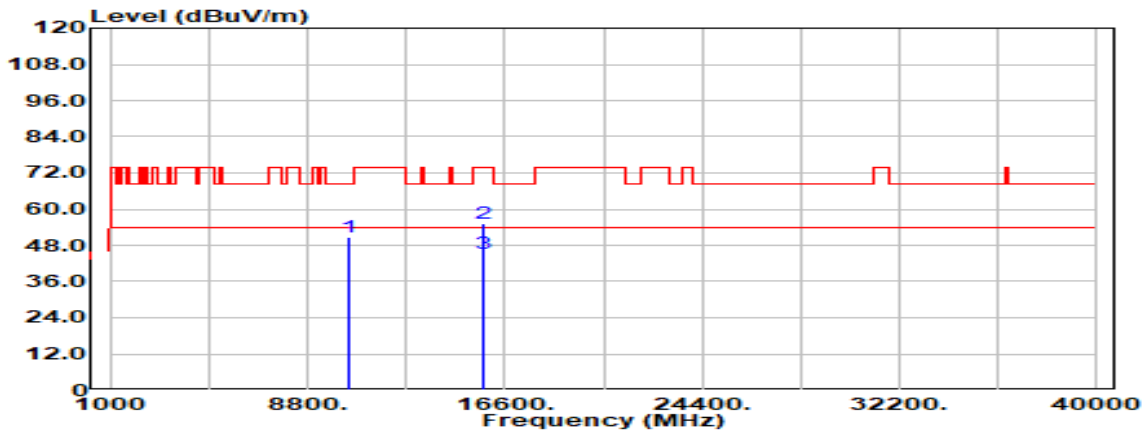


Freq. (MHz)	Detector Mode (PK/QP/AV)	Spectrum Reading Level (dBµV)	Factor (dB)	Actual FS (dBµV/m)	Limit @3m (dBµV/m)	Margin (dB)
10480.000	Peak	30.58	18.39	48.97	68.20	-19.23
15720.000	Peak	31.22	23.12	54.34	74.00	-19.66
15720.000	Average	22.12	23.12	45.24	54.00	-8.76
N/A						

Remark:

1. Measuring frequencies from 1 GHz to the 10th harmonic of highest fundamental frequency.

Test Mode	IEEE 802.11n HT20 / 5240 MHz	Temp/Hum	24.1(°C)/ 62%RH
Test Item	Harmonic	Test Date	August 11, 2022
Polarize	Horizontal	Test Engineer	Tony Chao
Detector	Peak / Average		

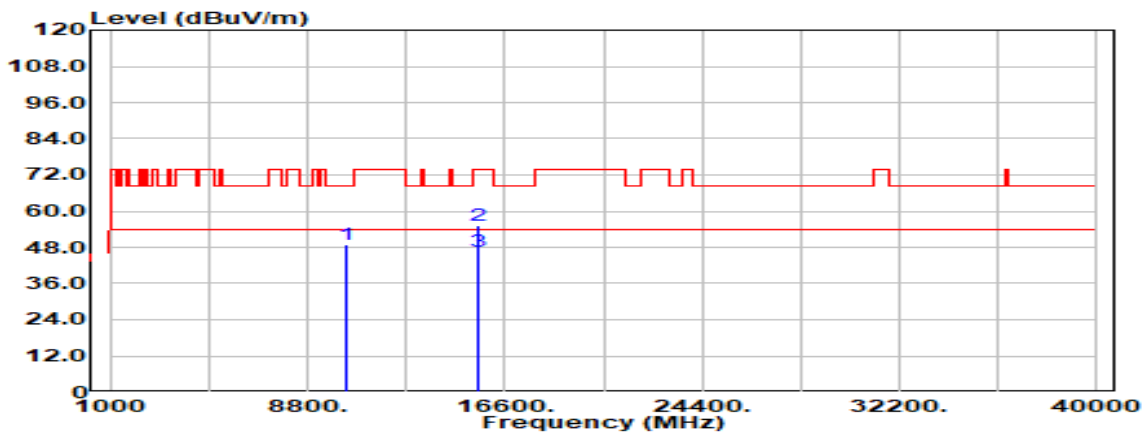


Freq. (MHz)	Detector Mode (PK/QP/AV)	Spectrum Reading Level (dBµV)	Factor (dB)	Actual FS (dBUV/m)	Limit @3m (dBUV/m)	Margin (dB)
10480.000	Peak	32.48	18.39	50.87	68.20	-17.33
15720.000	Peak	32.34	23.12	55.47	74.00	-18.53
15720.000	Average	22.14	23.12	45.26	54.00	-8.74
N/A						

Remark:

1. Measuring frequencies from 1 GHz to the 10th harmonic of highest fundamental frequency.

Test Mode	IEEE 802.11n HT40 / 5190 MHz	Temp/Hum	24.1(°C)/ 62%RH
Test Item	Harmonic	Test Date	August 11, 2022
Polarize	Vertical	Test Engineer	Ray Li
Detector	Peak / Average		

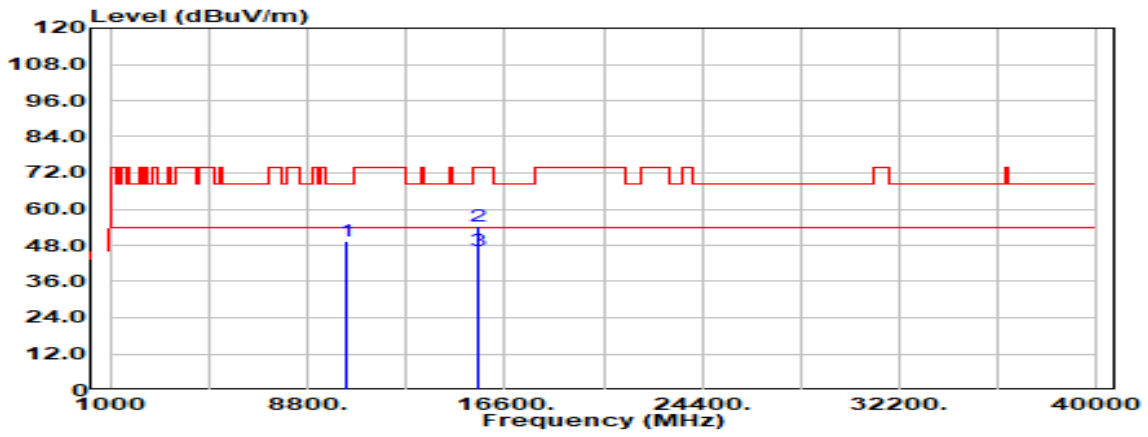


Freq. (MHz)	Detector Mode (PK/QP/AV)	Spectrum Reading Level (dBμV)	Factor (dB)	Actual FS (dBμV/m)	Limit @3m (dBμV/m)	Margin (dB)
10380.000	Peak	30.50	18.26	48.77	68.20	-19.43
15570.000	Peak	32.81	22.26	55.07	74.00	-18.93
15570.000	Average	24.19	22.26	46.45	54.00	-7.55
N/A						

Remark:

1. Measuring frequencies from 1 GHz to the 10th harmonic of highest fundamental frequency.

Test Mode	IEEE 802.11n HT40 / 5190 MHz	Temp/Hum	24.1(°C)/ 62%RH
Test Item	Harmonic	Test Date	August 11, 2022
Polarize	Horizontal	Test Engineer	Ray Li
Detector	Peak / Average		

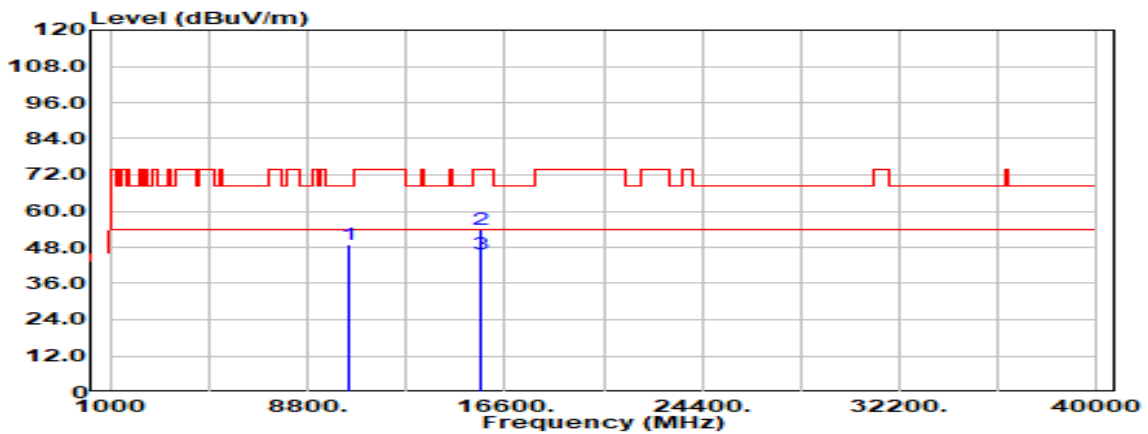


Freq. (MHz)	Detector Mode (PK/QP/AV)	Spectrum Reading Level (dBUV)	Factor (dB)	Actual FS (dBUV/m)	Limit @3m (dBUV/m)	Margin (dB)
10380.000	Peak	31.19	18.26	49.45	68.20	-18.75
15570.000	Peak	32.22	22.26	54.48	74.00	-19.52
15570.000	Average	24.11	22.26	46.36	54.00	-7.64
N/A						

Remark:

1. Measuring frequencies from 1 GHz to the 10th harmonic of highest fundamental frequency.

Test Mode	IEEE 802.11n HT40 / 5230 MHz	Temp/Hum	24.1(°C)/ 62%RH
Test Item	Harmonic	Test Date	August 11, 2022
Polarize	Vertical	Test Engineer	Ray Li
Detector	Peak / Average		

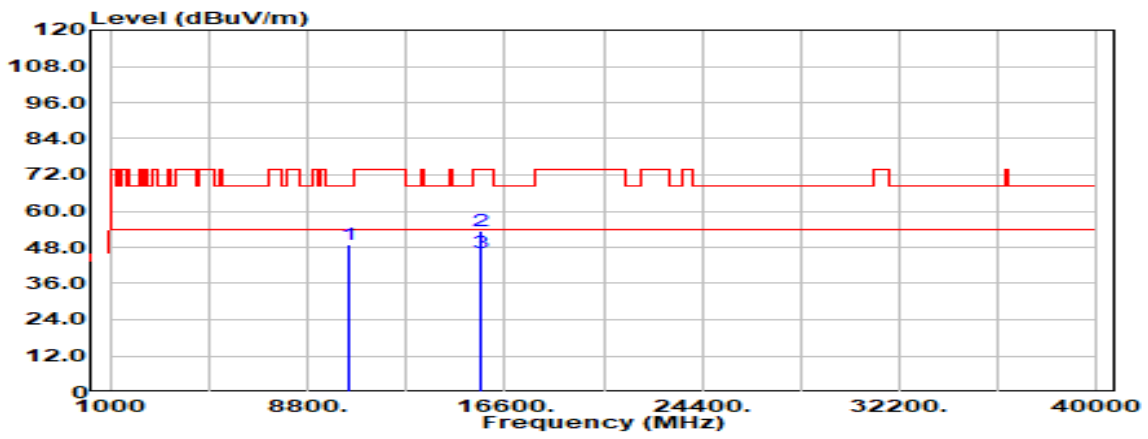


Freq. (MHz)	Detector Mode (PK/QP/AV)	Spectrum Reading Level (dBμV)	Factor (dB)	Actual FS (dBμV/m)	Limit @3m (dBμV/m)	Margin (dB)
10460.000	Peak	30.33	18.38	48.71	68.20	-19.49
15690.000	Peak	31.07	22.92	53.99	74.00	-20.01
15690.000	Average	23.01	22.92	45.93	54.00	-8.07
N/A						

Remark:

1. Measuring frequencies from 1 GHz to the 10th harmonic of highest fundamental frequency.

Test Mode	IEEE 802.11n HT40 / 5230 MHz	Temp/Hum	24.1(°C)/ 62%RH
Test Item	Harmonic	Test Date	August 11, 2022
Polarize	Horizontal	Test Engineer	Ray Li
Detector	Peak / Average		

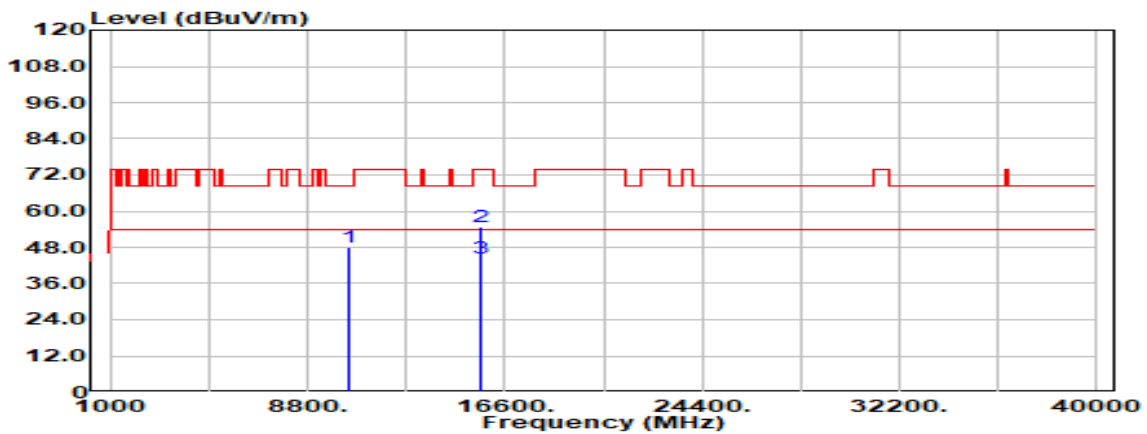


Freq. (MHz)	Detector Mode (PK/QP/AV)	Spectrum Reading Level (dBµV)	Factor (dB)	Actual FS (dBµV/m)	Limit @3m (dBµV/m)	Margin (dB)
10460.000	Peak	30.49	18.38	48.87	68.20	-19.33
15690.000	Peak	30.69	22.92	53.61	74.00	-20.39
15690.000	Average	23.10	22.92	46.02	54.00	-7.98
N/A						

Remark:

1. Measuring frequencies from 1 GHz to the 10th harmonic of highest fundamental frequency.

Test Mode	IEEE 802.11ac VHT80 / 5210 MHz	Temp/Hum	24.1(°C)/ 62%RH
Test Item	Harmonic	Test Date	August 11, 2022
Polarize	Vertical	Test Engineer	Ray Li
Detector	Peak / Average		

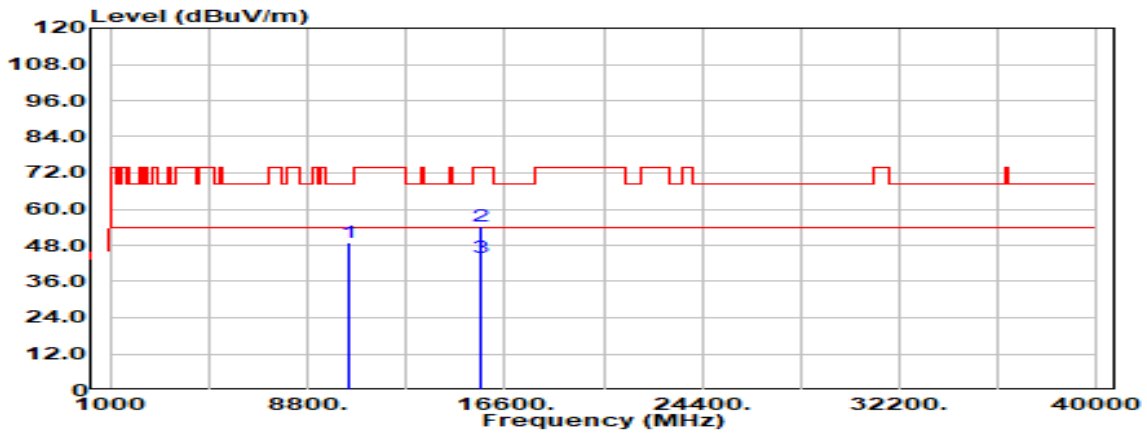


Freq. (MHz)	Detector Mode (PK/QP/AV)	Spectrum Reading Level (dBµV)	Factor (dB)	Actual FS (dBµV/m)	Limit @3m (dBµV/m)	Margin (dB)
10420.000	Peak	29.51	18.30	47.82	68.20	-20.38
15630.000	Peak	32.40	22.32	54.71	74.00	-19.29
15630.000	Average	21.93	22.32	44.24	54.00	-9.76
N/A						

Remark:

1. Measuring frequencies from 1 GHz to the 10th harmonic of highest fundamental frequency.

Test Mode	IEEE 802.11ac VHT80 / 5210 MHz	Temp/Hum	24.1(°C)/ 62%RH
Test Item	Harmonic	Test Date	August 11, 2022
Polarize	Horizontal	Test Engineer	Ray Li
Detector	Peak / Average		



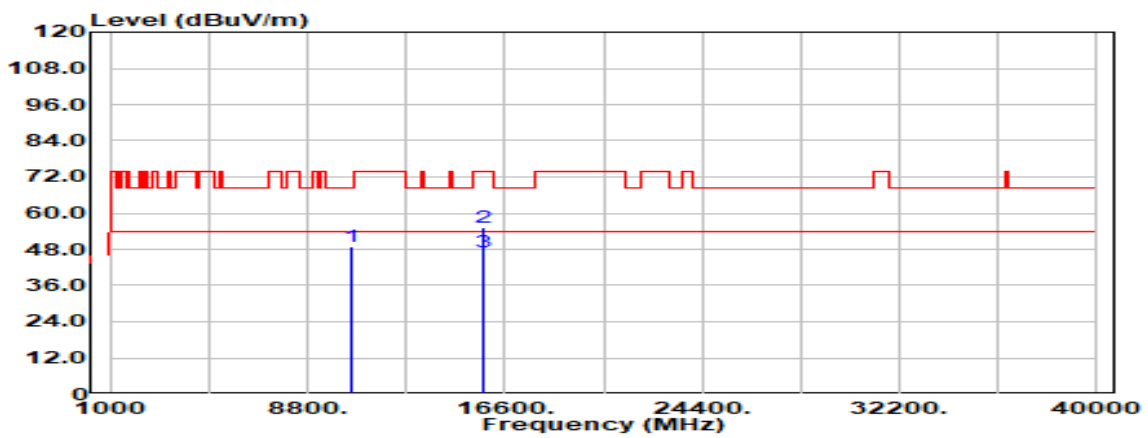
Freq. (MHz)	Detector Mode (PK/QP/AV)	Spectrum Reading Level (dBμV)	Factor (dB)	Actual FS (dBμV/m)	Limit @3m (dBμV/m)	Margin (dB)
10420.000	Peak	30.51	18.30	48.81	68.20	-19.39
15630.000	Peak	32.19	22.32	54.51	74.00	-19.49
15630.000	Average	21.66	22.32	43.98	54.00	-10.02
N/A						

Remark:

1. Measuring frequencies from 1 GHz to the 10th harmonic of highest fundamental frequency.

Test Data for UNII-2a

Test Mode	IEEE 802.11a / 5260 MHz	Temp/Hum	24.6(°C)/ 63%RH
Test Item	Harmonic	Test Date	August 11, 2022
Polarize	Vertical	Test Engineer	Ray Li
Detector	Peak / Average		

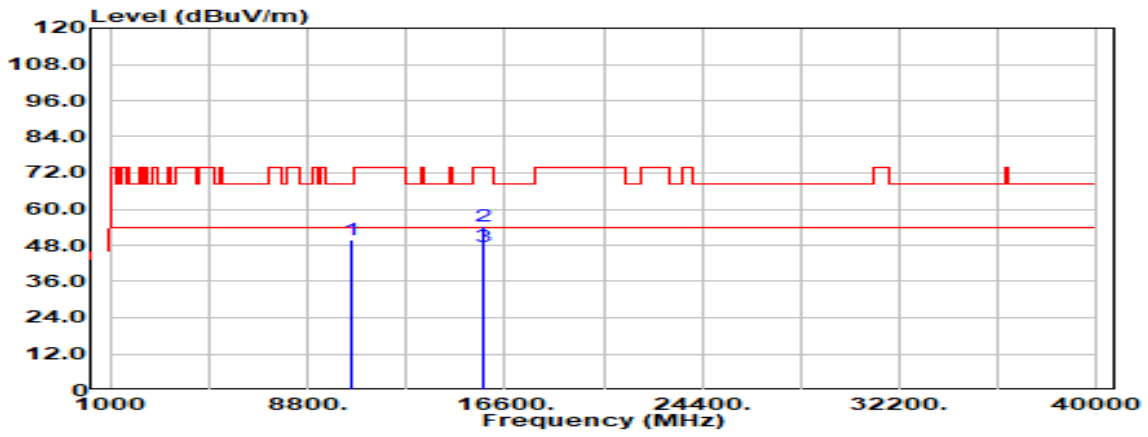


Freq. (MHz)	Detector Mode (PK/QP/AV)	Spectrum Reading Level (dBµV)	Factor (dB)	Actual FS (dBµV/m)	Limit @3m (dBµV/m)	Margin (dB)
10520.000	Peak	30.62	18.42	49.04	68.20	-19.16
15780.000	Peak	31.91	23.49	55.40	74.00	-18.60
15780.000	Average	23.83	23.49	47.32	54.00	-6.68
N/A						

Remark:

1. Measuring frequencies from 1 GHz to the 10th harmonic of highest fundamental frequency.

Test Mode	IEEE 802.11a / 5260 MHz	Temp/Hum	24.6(°C)/ 63%RH
Test Item	Harmonic	Test Date	August 11, 2022
Polarize	Horizontal	Test Engineer	Ray Li
Detector	Peak / Average		

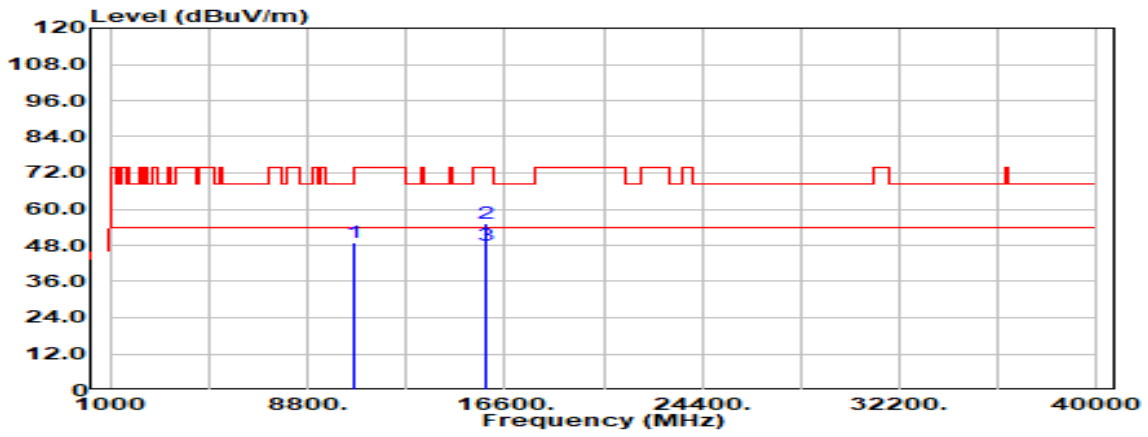


Freq. (MHz)	Detector Mode (PK/QP/AV)	Spectrum Reading Level (dBµV)	Factor (dB)	Actual FS (dBµV/m)	Limit @3m (dBµV/m)	Margin (dB)
10520.000	Peak	31.29	18.42	49.71	68.20	-18.49
15780.000	Peak	31.00	23.49	54.49	74.00	-19.51
15780.000	Average	23.91	23.49	47.40	54.00	-6.60
N/A						

Remark:

1. Measuring frequencies from 1 GHz to the 10th harmonic of highest fundamental frequency.

Test Mode	IEEE 802.11a / 5300 MHz	Temp/Hum	24.6(°C)/ 63%RH
Test Item	Harmonic	Test Date	August 11, 2022
Polarize	Vertical	Test Engineer	Ray Li
Detector	Peak / Average		

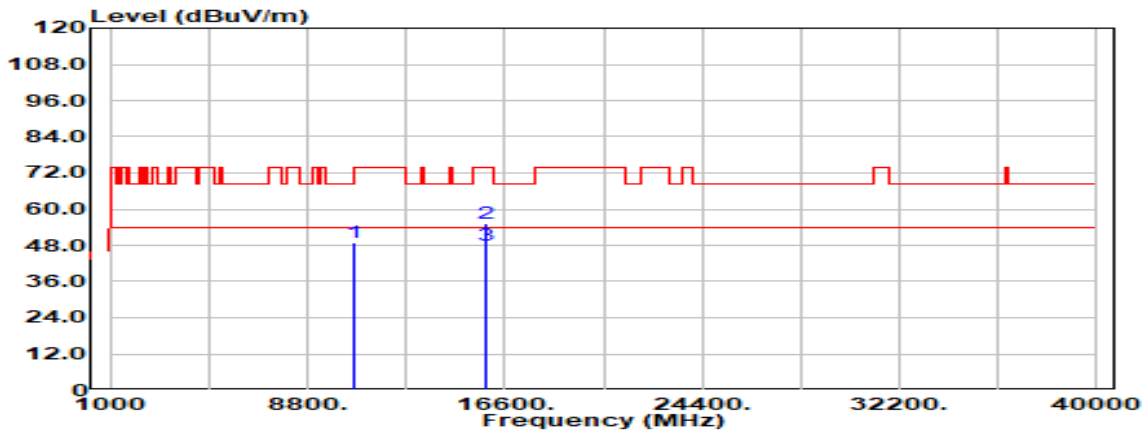


Freq. (MHz)	Detector Mode (PK/QP/AV)	Spectrum Reading Level (dBμV)	Factor (dB)	Actual FS (dBμV/m)	Limit @3m (dBμV/m)	Margin (dB)
10600.000	Peak	30.37	18.49	48.86	68.20	-19.34
15900.000	Peak	31.34	24.09	55.43	74.00	-18.57
15900.000	Average	24.08	24.09	48.17	54.00	-5.83
N/A						

Remark:

1. Measuring frequencies from 1 GHz to the 10th harmonic of highest fundamental frequency.

Test Mode	IEEE 802.11a / 5300 MHz	Temp/Hum	24.6(°C)/ 63%RH
Test Item	Harmonic	Test Date	August 11, 2022
Polarize	Horizontal	Test Engineer	Ray Li
Detector	Peak / Average		

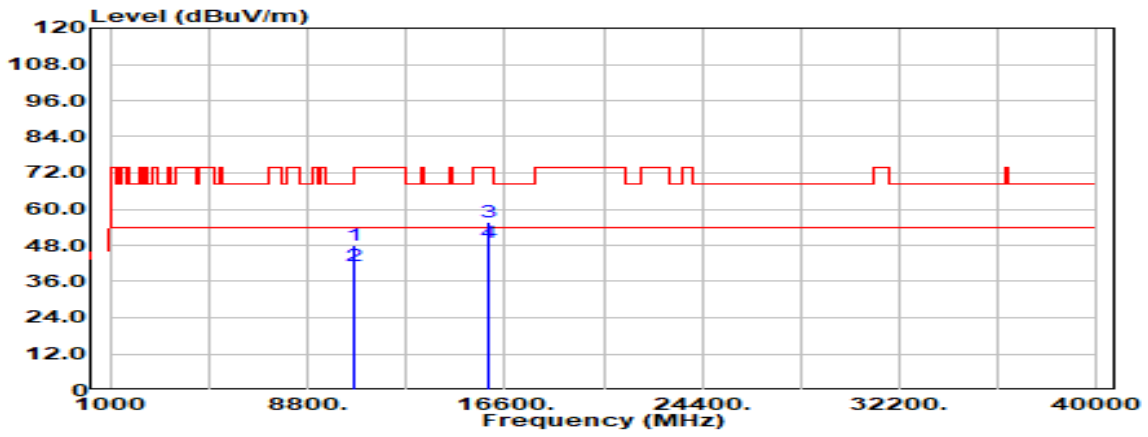


Freq. (MHz)	Detector Mode (PK/QP/AV)	Spectrum Reading Level (dBμV)	Factor (dB)	Actual FS (dBμV/m)	Limit @3m (dBμV/m)	Margin (dB)
10600.000	Peak	30.29	18.49	48.78	68.20	-19.42
15900.000	Peak	31.23	24.09	55.32	74.00	-18.68
15900.000	Average	23.90	24.09	47.99	54.00	-6.01
N/A						

Remark:

1. Measuring frequencies from 1 GHz to the 10th harmonic of highest fundamental frequency.

Test Mode	IEEE 802.11a / 5320 MHz	Temp/Hum	24.6(°C)/ 63%RH
Test Item	Harmonic	Test Date	August 11, 2022
Polarize	Vertical	Test Engineer	Ray Li
Detector	Peak / Average		

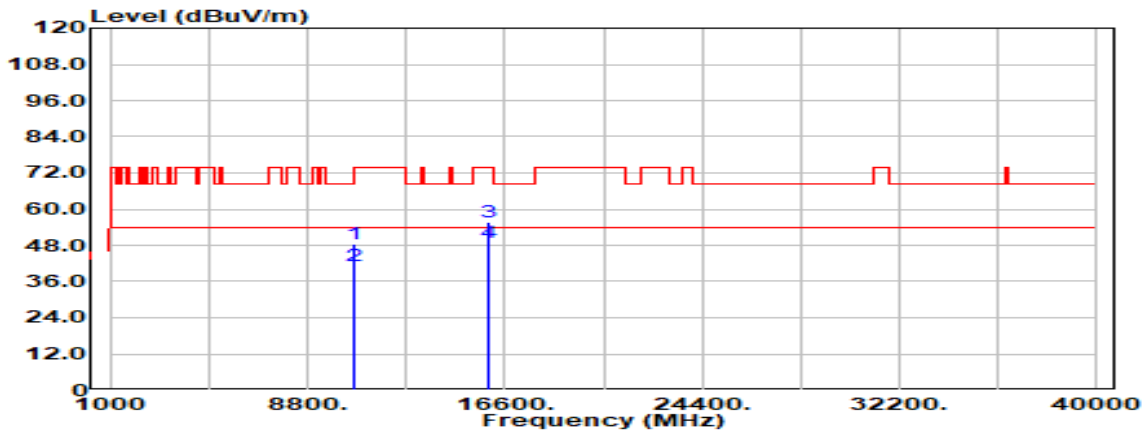


Freq. (MHz)	Detector Mode (PK/QP/AV)	Spectrum Reading Level (dBμV)	Factor (dB)	Actual FS (dBμV/m)	Limit @3m (dBμV/m)	Margin (dB)
10640.000	Peak	29.55	18.57	48.12	74.00	-25.88
10640.000	Average	22.58	18.57	41.15	54.00	-12.85
15960.000	Peak	30.96	24.52	55.48	74.00	-18.52
N/A						

Remark:

1. Measuring frequencies from 1 GHz to the 10th harmonic of highest fundamental frequency.

Test Mode	IEEE 802.11a / 5320 MHz	Temp/Hum	24.6(°C)/ 63%RH
Test Item	Harmonic	Test Date	August 11, 2022
Polarize	Horizontal	Test Engineer	Ray Li
Detector	Peak / Average		

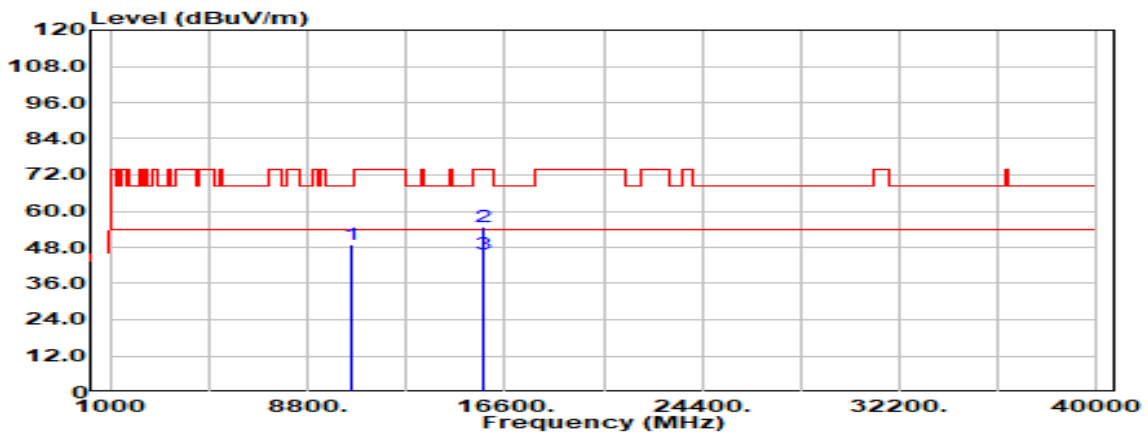


Freq. (MHz)	Detector Mode (PK/QP/AV)	Spectrum Reading Level (dB μ V)	Factor (dB)	Actual FS (dB μ V/m)	Limit @3m (dB μ V/m)	Margin (dB)
10640.000	Peak	29.71	18.57	48.28	74.00	-25.72
10640.000	Average	22.51	18.57	41.08	54.00	-12.92
15960.000	Peak	31.23	24.52	55.74	74.00	-18.26
15960.000	Average	24.27	24.52	48.79	54.00	-5.21

Remark:

1. Measuring frequencies from 1 GHz to the 10th harmonic of highest fundamental frequency.

Test Mode	IEEE 802.11n HT20 / 5260 MHz	Temp/Hum	24.1(°C)/ 62%RH
Test Item	Harmonic	Test Date	August 11, 2022
Polarize	Vertical	Test Engineer	Tony Chao
Detector	Peak / Average		

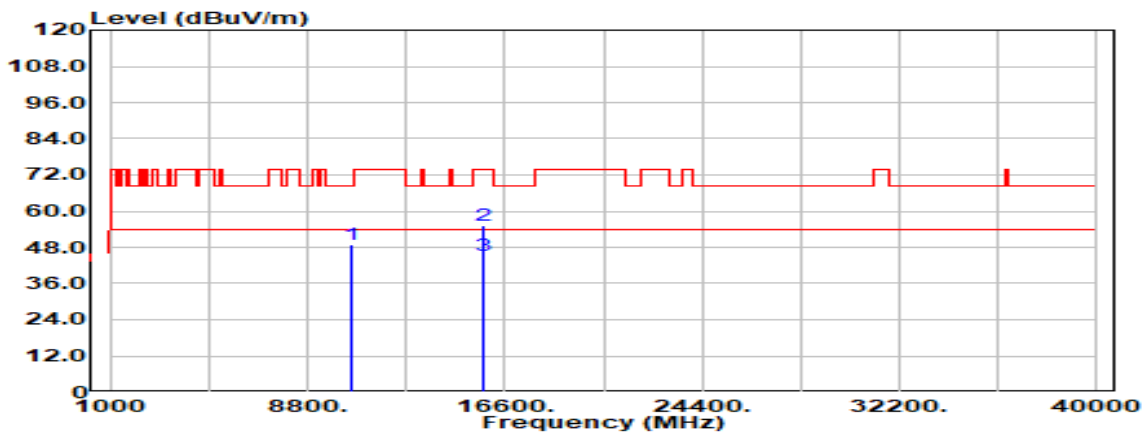


Freq. (MHz)	Detector Mode (PK/QP/AV)	Spectrum Reading Level (dBμV)	Factor (dB)	Actual FS (dBUV/m)	Limit @3m (dBUV/m)	Margin (dB)
10520.000	Peak	30.67	18.42	49.09	68.20	-19.11
15780.000	Peak	31.34	23.49	54.83	74.00	-19.17
15780.000	Average	22.16	23.49	45.65	54.00	-8.35
N/A						

Remark:

1. Measuring frequencies from 1 GHz to the 10th harmonic of highest fundamental frequency.

Test Mode	IEEE 802.11n HT20 / 5260 MHz	Temp/Hum	24.1(°C)/ 62%RH
Test Item	Harmonic	Test Date	August 11, 2022
Polarize	Horizontal	Test Engineer	Tony Chao
Detector	Peak / Average		

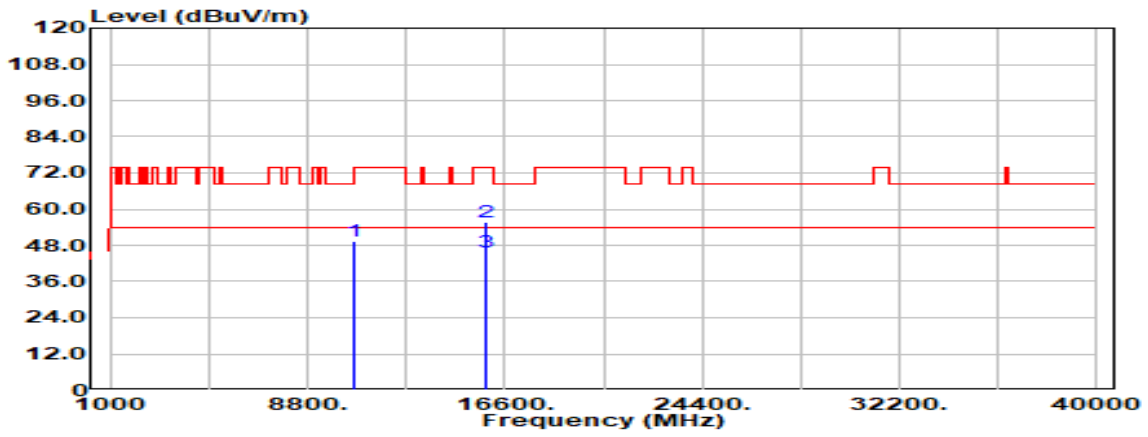


Freq. (MHz)	Detector Mode (PK/QP/AV)	Spectrum Reading Level (dBµV)	Factor (dB)	Actual FS (dBµV/m)	Limit @3m (dBµV/m)	Margin (dB)
10520.000	Peak	30.66	18.42	49.08	68.20	-19.12
15780.000	Peak	31.71	23.49	55.20	74.00	-18.80
15780.000	Average	21.72	23.49	45.21	54.00	-8.79
N/A						

Remark:

1. Measuring frequencies from 1 GHz to the 10th harmonic of highest fundamental frequency.

Test Mode	IEEE 802.11n HT20 / 5300 MHz	Temp/Hum	24.1(°C)/ 62%RH
Test Item	Harmonic	Test Date	August 11, 2022
Polarize	Vertical	Test Engineer	Tony Chao
Detector	Peak / Average		

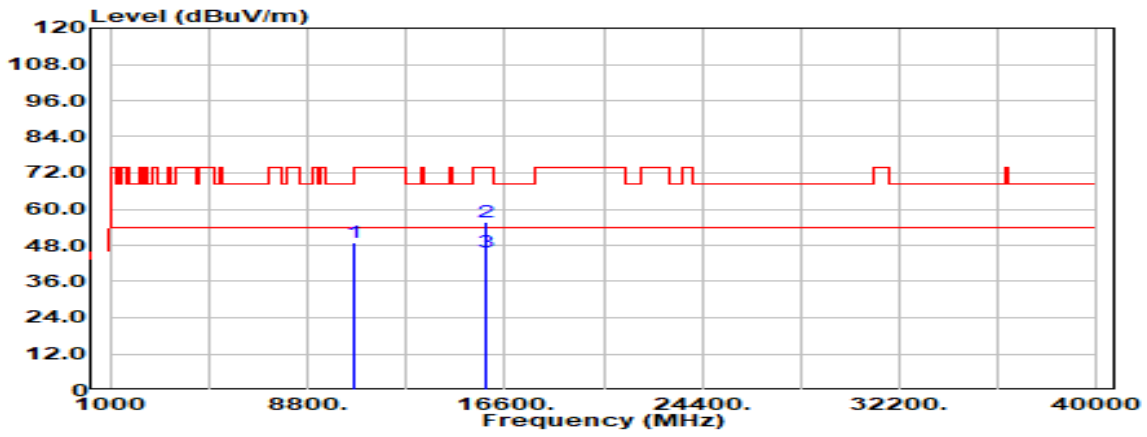


Freq. (MHz)	Detector Mode (PK/QP/AV)	Spectrum Reading Level (dBμV)	Factor (dB)	Actual FS (dBμV/m)	Limit @3m (dBμV/m)	Margin (dB)
10600.000	Peak	30.81	18.49	49.30	68.20	-18.90
15900.000	Peak	31.52	24.09	55.61	74.00	-18.39
15900.000	Average	21.85	24.09	45.94	54.00	-8.06
N/A						

Remark:

1. Measuring frequencies from 1 GHz to the 10th harmonic of highest fundamental frequency.

Test Mode	IEEE 802.11n HT20 / 5300 MHz	Temp/Hum	24.1(°C)/ 62%RH
Test Item	Harmonic	Test Date	August 11, 2022
Polarize	Horizontal	Test Engineer	Tony Chao
Detector	Peak / Average		

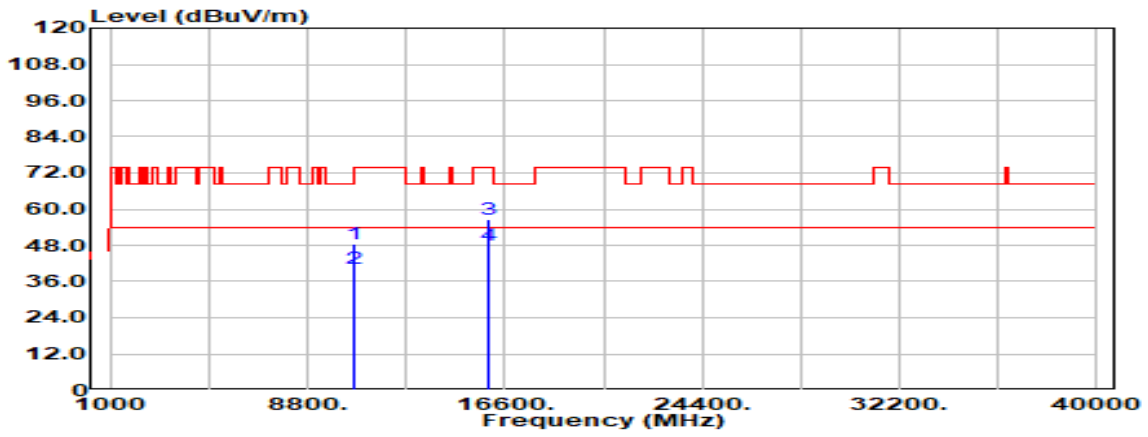


Freq. (MHz)	Detector Mode (PK/QP/AV)	Spectrum Reading Level (dBμV)	Factor (dB)	Actual FS (dBμV/m)	Limit @3m (dBμV/m)	Margin (dB)
10600.000	Peak	30.39	18.49	48.88	68.20	-19.32
15900.000	Peak	31.57	24.09	55.66	74.00	-18.34
15900.000	Average	21.60	24.09	45.69	54.00	-8.31
N/A						

Remark:

1. Measuring frequencies from 1 GHz to the 10th harmonic of highest fundamental frequency.

Test Mode	IEEE 802.11n HT20 / 5320 MHz	Temp/Hum	24.1(°C)/ 62%RH
Test Item	Harmonic	Test Date	August 11, 2022
Polarize	Vertical	Test Engineer	Tony Chao
Detector	Peak / Average		

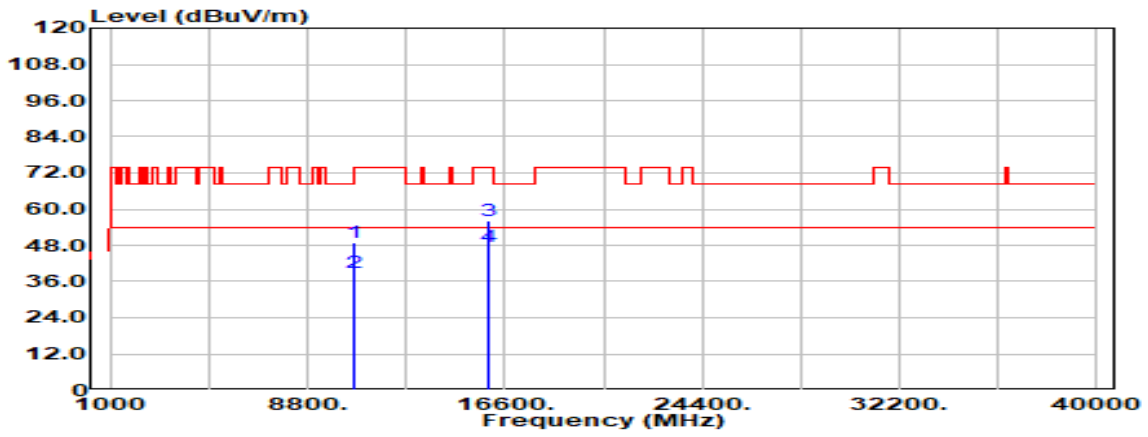


Freq. (MHz)	Detector Mode (PK/QP/AV)	Spectrum Reading Level (dBµV)	Factor (dB)	Actual FS (dBµV/m)	Limit @3m (dBµV/m)	Margin (dB)
10640.000	Peak	29.76	18.57	48.33	74.00	-25.67
10640.000	Average	21.89	18.57	40.46	54.00	-13.54
15960.000	Peak	31.87	24.52	56.38	74.00	-17.62
15960.000	Average	23.38	24.52	47.90	54.00	-6.10

Remark:

1. Measuring frequencies from 1 GHz to the 10th harmonic of highest fundamental frequency.

Test Mode	IEEE 802.11n HT20 / 5320 MHz	Temp/Hum	24.1(°C)/ 62%RH
Test Item	Harmonic	Test Date	August 11, 2022
Polarize	Horizontal	Test Engineer	Tony Chao
Detector	Peak / Average		

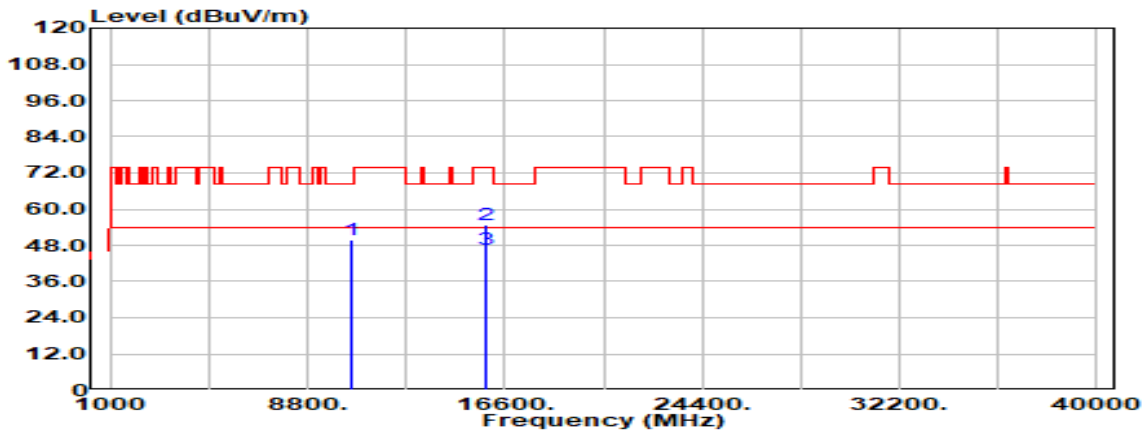


Freq. (MHz)	Detector Mode (PK/QP/AV)	Spectrum Reading Level (dBµV)	Factor (dB)	Actual FS (dBµV/m)	Limit @3m (dBµV/m)	Margin (dB)
10640.000	Peak	30.52	18.57	49.09	74.00	-24.91
10640.000	Average	20.39	18.57	38.96	54.00	-15.04
15960.000	Peak	31.64	24.52	56.16	74.00	-17.84
15960.000	Average	23.15	24.52	47.67	54.00	-6.33

Remark:

1. Measuring frequencies from 1 GHz to the 10th harmonic of highest fundamental frequency.

Test Mode	IEEE 802.11n HT40 / 5270 MHz	Temp/Hum	24.1(°C)/ 62%RH
Test Item	Harmonic	Test Date	August 11, 2022
Polarize	Vertical	Test Engineer	Tony Chao
Detector	Peak / Average		

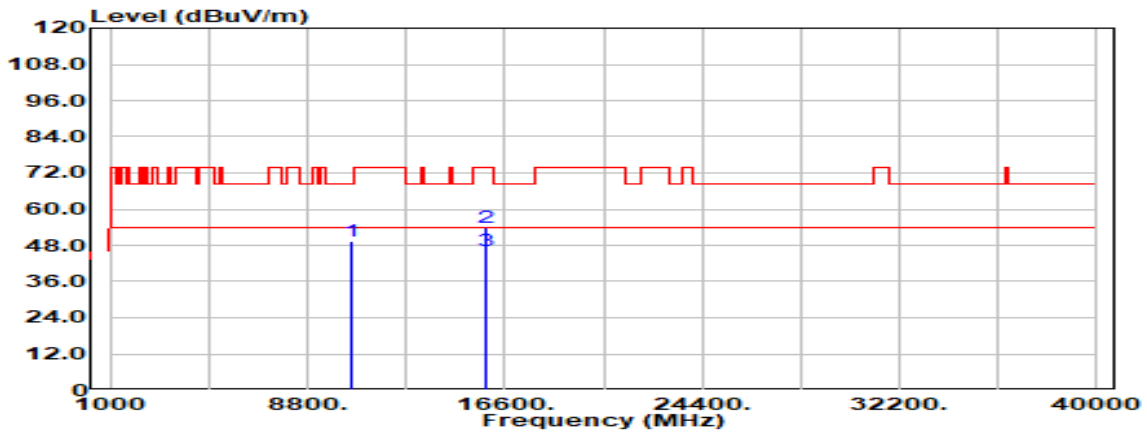


Freq. (MHz)	Detector Mode (PK/QP/AV)	Spectrum Reading Level (dBμV)	Factor (dB)	Actual FS (dBUV/m)	Limit @3m (dBUV/m)	Margin (dB)
10540.000	Peak	31.58	18.45	50.03	68.20	-18.17
15810.000	Peak	31.01	23.67	54.68	74.00	-19.32
15810.000	Average	22.81	23.67	46.47	54.00	-7.53
N/A						

Remark:

1. Measuring frequencies from 1 GHz to the 10th harmonic of highest fundamental frequency.

Test Mode	IEEE 802.11n HT40 / 5270 MHz	Temp/Hum	24.1(°C)/ 62%RH
Test Item	Harmonic	Test Date	August 11, 2022
Polarize	Horizontal	Test Engineer	Tony Chao
Detector	Peak / Average		

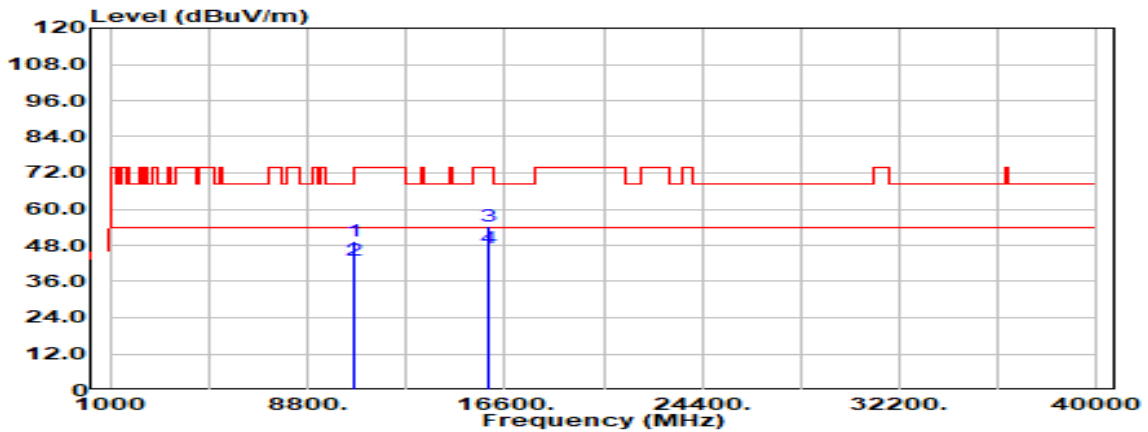


Freq. (MHz)	Detector Mode (PK/QP/AV)	Spectrum Reading Level (dBµV)	Factor (dB)	Actual FS (dBUV/m)	Limit @3m (dBUV/m)	Margin (dB)
10540.000	Peak	30.71	18.45	49.16	68.20	-19.04
15810.000	Peak	30.42	23.67	54.09	74.00	-19.91
15810.000	Average	22.66	23.67	46.33	54.00	-7.67
N/A						

Remark:

1. Measuring frequencies from 1 GHz to the 10th harmonic of highest fundamental frequency.

Test Mode	IEEE 802.11n HT40 / 5310 MHz	Temp/Hum	24.1(°C)/ 62%RH
Test Item	Harmonic	Test Date	August 11, 2022
Polarize	Vertical	Test Engineer	Ray Li
Detector	Peak / Average		

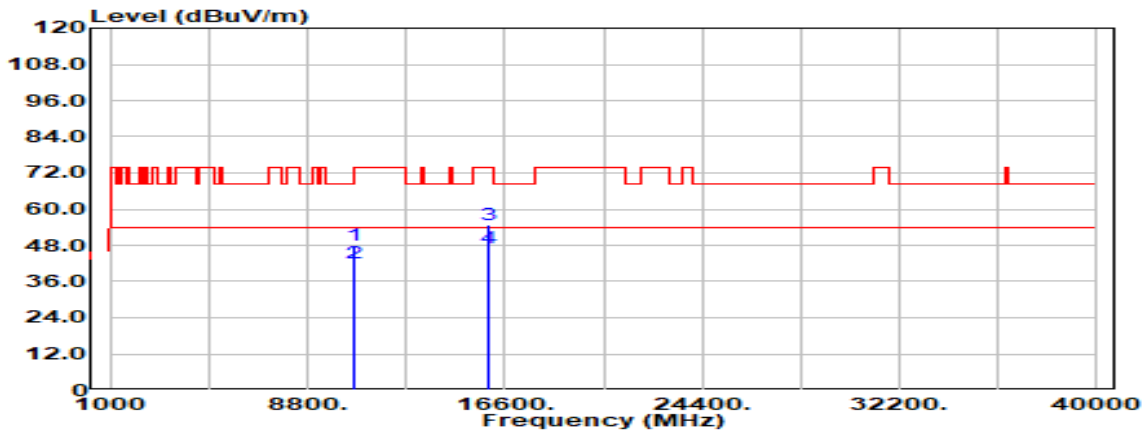


Freq. (MHz)	Detector Mode (PK/QP/AV)	Spectrum Reading Level (dBµV)	Factor (dB)	Actual FS (dBµV/m)	Limit @3m (dBµV/m)	Margin (dB)
10620.000	Peak	30.65	18.53	49.18	74.00	-24.82
10620.000	Average	24.63	18.53	43.16	54.00	-10.84
15930.000	Peak	30.09	24.28	54.37	74.00	-19.63
15930.000	Average	22.63	24.28	46.91	54.00	-7.09

Remark:

1. Measuring frequencies from 1 GHz to the 10th harmonic of highest fundamental frequency.

Test Mode	IEEE 802.11n HT40 / 5310 MHz	Temp/Hum	24.1(°C)/ 62%RH
Test Item	Harmonic	Test Date	August 11, 2022
Polarize	Horizontal	Test Engineer	Ray Li
Detector	Peak / Average		

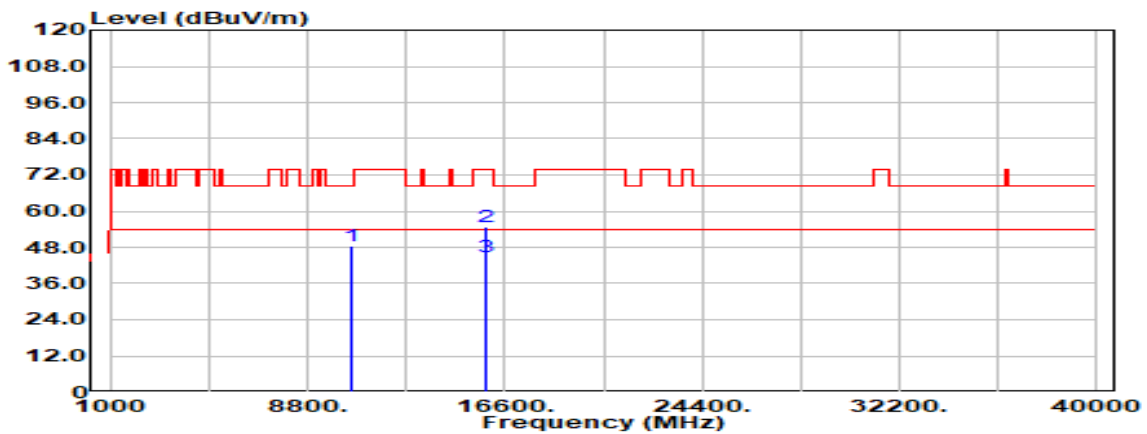


Freq. (MHz)	Detector Mode (PK/QP/AV)	Spectrum Reading Level (dBμV)	Factor (dB)	Actual FS (dBμV/m)	Limit @3m (dBμV/m)	Margin (dB)
10620.000	Peak	29.32	18.53	47.85	74.00	-26.15
10620.000	Average	23.71	18.53	42.24	54.00	-11.76
15930.000	Peak	30.38	24.28	54.66	74.00	-19.34
15930.000	Average	22.75	24.28	47.03	54.00	-6.97

Remark:

1. Measuring frequencies from 1 GHz to the 10th harmonic of highest fundamental frequency.

Test Mode	IEEE 802.11ac VHT80 / 5290 MHz	Temp/Hum	24.1(°C)/ 62%RH
Test Item	Harmonic	Test Date	August 11, 2022
Polarize	Vertical	Test Engineer	Ray Li
Detector	Peak / Average		

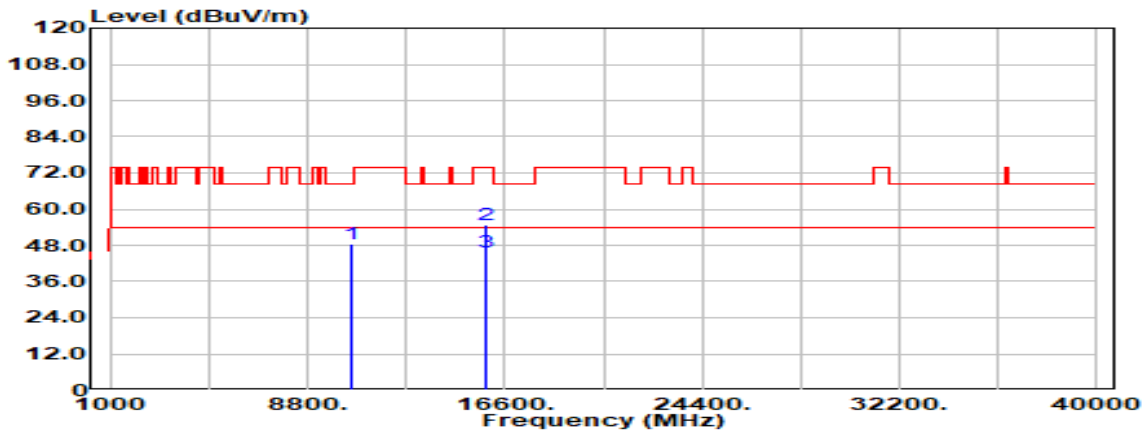


Freq. (MHz)	Detector Mode (PK/QP/AV)	Spectrum Reading Level (dBµV)	Factor (dB)	Actual FS (dBµV/m)	Limit @3m (dBµV/m)	Margin (dB)
10580.000	Peak	29.81	18.48	48.29	68.20	-19.91
15870.000	Peak	30.97	23.87	54.85	74.00	-19.15
15870.000	Average	20.79	23.87	44.67	54.00	-9.33
N/A						

Remark:

1. Measuring frequencies from 1 GHz to the 10th harmonic of highest fundamental frequency.

Test Mode	IEEE 802.11ac VHT80 / 5290 MHz	Temp/Hum	24.1(°C)/ 62%RH
Test Item	Harmonic	Test Date	August 11, 2022
Polarize	Horizontal	Test Engineer	Ray Li
Detector	Peak / Average		



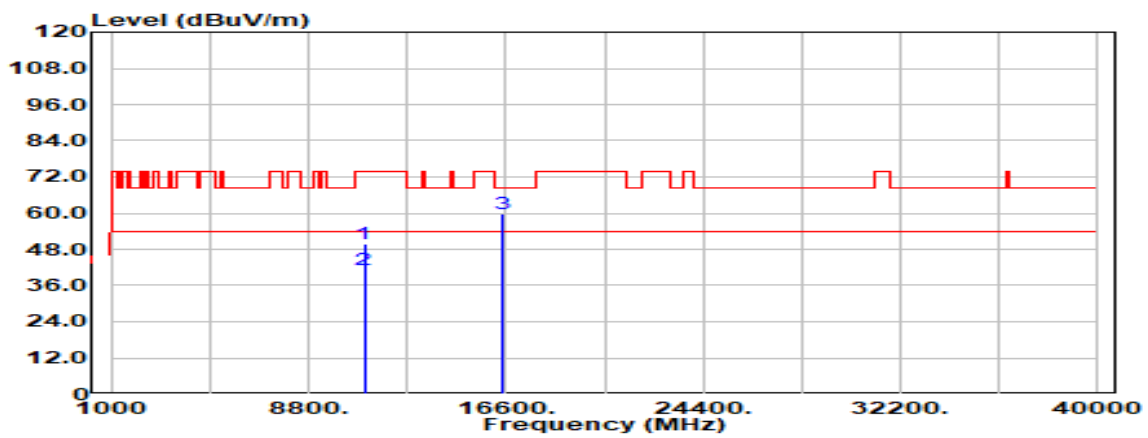
Freq. (MHz)	Detector Mode (PK/QP/AV)	Spectrum Reading Level (dB μ V)	Factor (dB)	Actual FS (dB μ V/m)	Limit @3m (dB μ V/m)	Margin (dB)
10580.000	Peak	30.20	18.48	48.68	68.20	-19.52
15870.000	Peak	31.00	23.87	54.87	74.00	-19.13
15870.000	Average	21.71	23.87	45.58	54.00	-8.42
N/A						

Remark:

1. Measuring frequencies from 1 GHz to the 10th harmonic of highest fundamental frequency.

Test Data for UNII-2c

Test Mode	IEEE 802.11a / 5500 MHz	Temp/Hum	24.1(°C)/ 62%RH
Test Item	Harmonic	Test Date	August 11, 2022
Polarize	Vertical	Test Engineer	Tony Chao
Detector	Peak / Average		

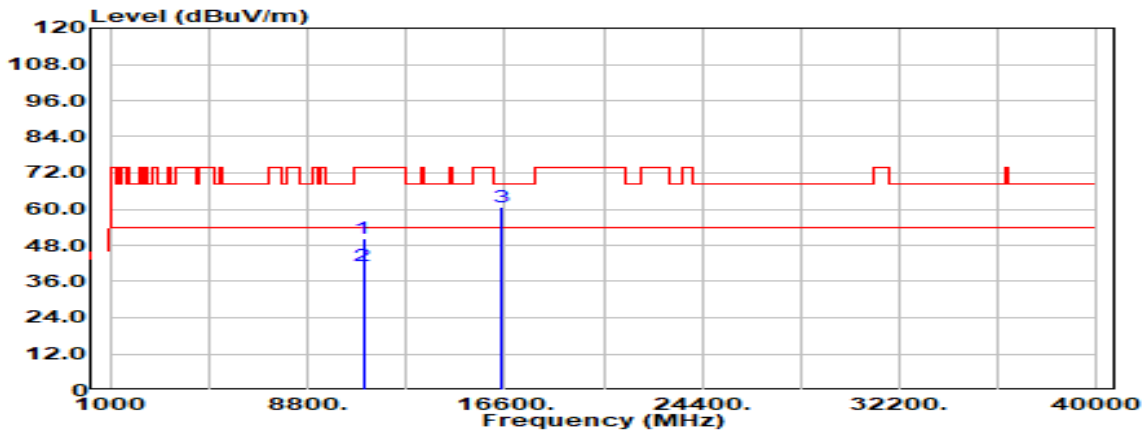


Freq. (MHz)	Detector Mode (PK/QP/AV)	Spectrum Reading Level (dBµV)	Factor (dB)	Actual FS (dBµV/m)	Limit @3m (dBµV/m)	Margin (dB)
11000.000	Peak	30.35	19.45	49.80	74.00	-24.20
11000.000	Average	21.90	19.45	41.35	54.00	-12.65
16500.000	Peak	31.01	28.79	59.80	68.20	-8.40
N/A						

Remark:

1. Measuring frequencies from 1 GHz to the 10th harmonic of highest fundamental frequency.

Test Mode	IEEE 802.11a / 5500 MHz	Temp/Hum	24.1(°C)/ 62%RH
Test Item	Harmonic	Test Date	August 11, 2022
Polarize	Horizontal	Test Engineer	Tony Chao
Detector	Peak / Average		

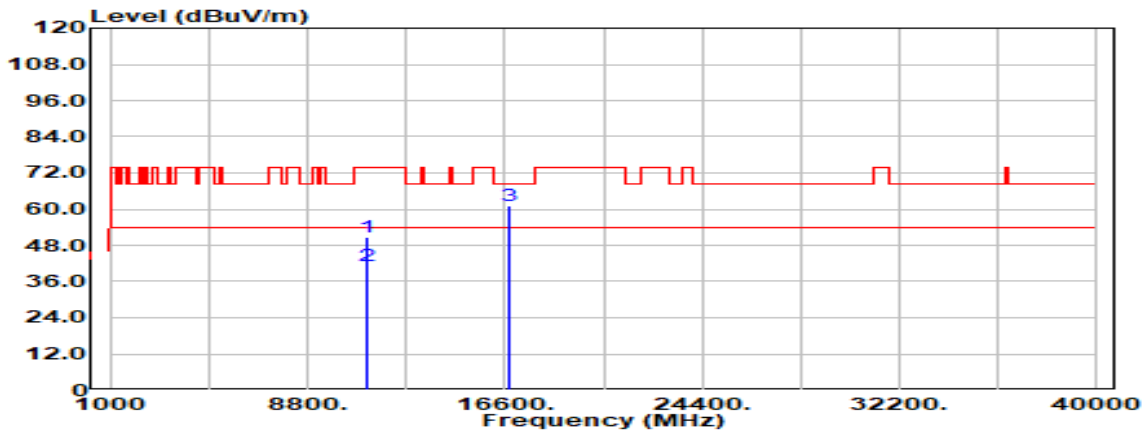


Freq. (MHz)	Detector Mode (PK/QP/AV)	Spectrum Reading Level (dBμV)	Factor (dB)	Actual FS (dBμV/m)	Limit @3m (dBμV/m)	Margin (dB)
11000.000	Peak	30.63	19.45	50.08	74.00	-23.92
11000.000	Average	21.64	19.45	41.09	54.00	-12.91
16500.000	Peak	31.79	28.79	60.58	68.20	-7.62
N/A						

Remark:

1. Measuring frequencies from 1 GHz to the 10th harmonic of highest fundamental frequency.

Test Mode	IEEE 802.11a / 5580 MHz	Temp/Hum	24.1(°C)/ 62%RH
Test Item	Harmonic	Test Date	August 11, 2022
Polarize	Vertical	Test Engineer	Tony Chao
Detector	Peak / Average		

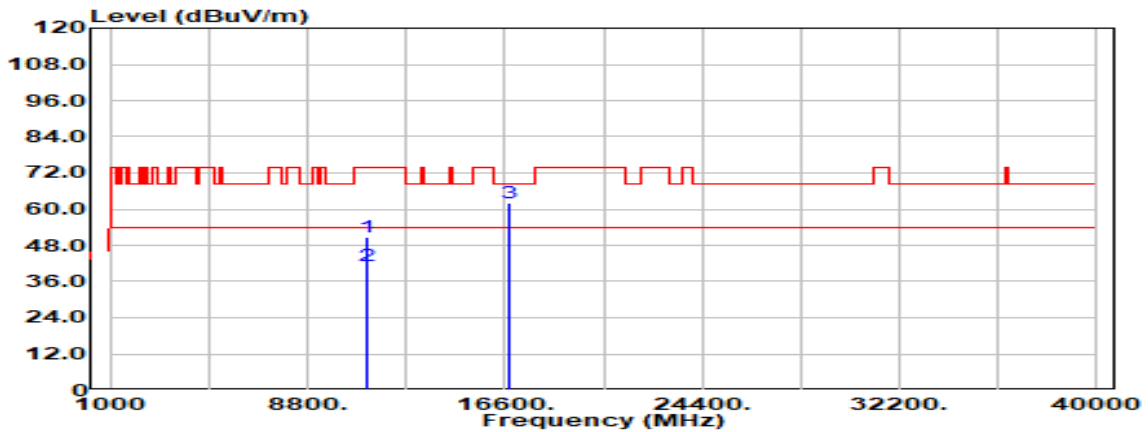


Freq. (MHz)	Detector Mode (PK/QP/AV)	Spectrum Reading Level (dBμV)	Factor (dB)	Actual FS (dBμV/m)	Limit @3m (dBμV/m)	Margin (dB)
11160.000	Peak	31.32	19.49	50.82	74.00	-23.18
11160.000	Average	21.87	19.49	41.36	54.00	-12.64
16740.000	Peak	31.12	30.22	61.34	68.20	-6.86
N/A						

Remark:

1. Measuring frequencies from 1 GHz to the 10th harmonic of highest fundamental frequency.

Test Mode	IEEE 802.11a / 5580 MHz	Temp/Hum	24.1(°C)/ 62%RH
Test Item	Harmonic	Test Date	August 11, 2022
Polarize	Horizontal	Test Engineer	Tony Chao
Detector	Peak / Average		

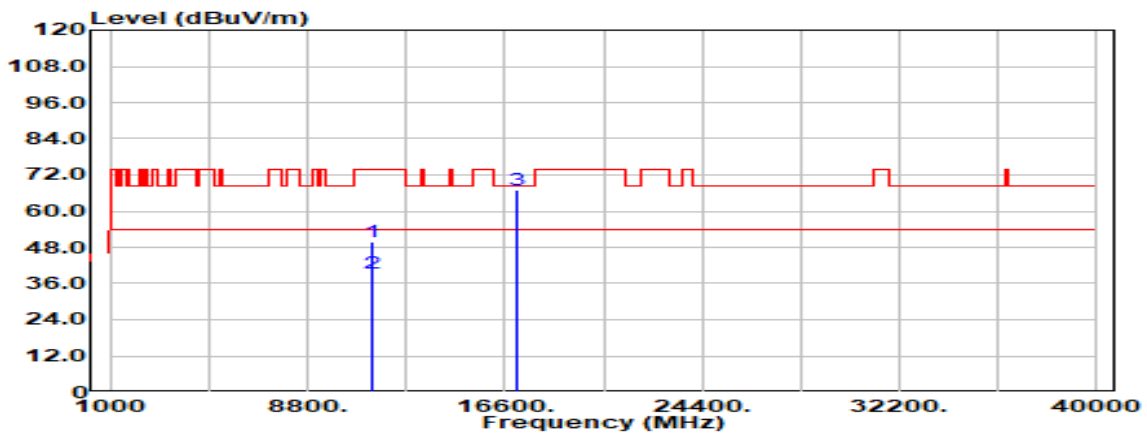


Freq. (MHz)	Detector Mode (PK/QP/AV)	Spectrum Reading Level (dBμV)	Factor (dB)	Actual FS (dBμV/m)	Limit @3m (dBμV/m)	Margin (dB)
11160.000	Peak	31.08	19.49	50.57	74.00	-23.43
11160.000	Average	21.86	19.49	41.35	54.00	-12.65
16740.000	Peak	31.72	30.22	61.94	68.20	-6.26
N/A						

Remark:

1. Measuring frequencies from 1 GHz to the 10th harmonic of highest fundamental frequency.

Test Mode	IEEE 802.11a / 5700 MHz	Temp/Hum	24.1(°C)/ 62%RH
Test Item	Harmonic	Test Date	August 11, 2022
Polarize	Vertical	Test Engineer	Tony Chao
Detector	Peak / Average		

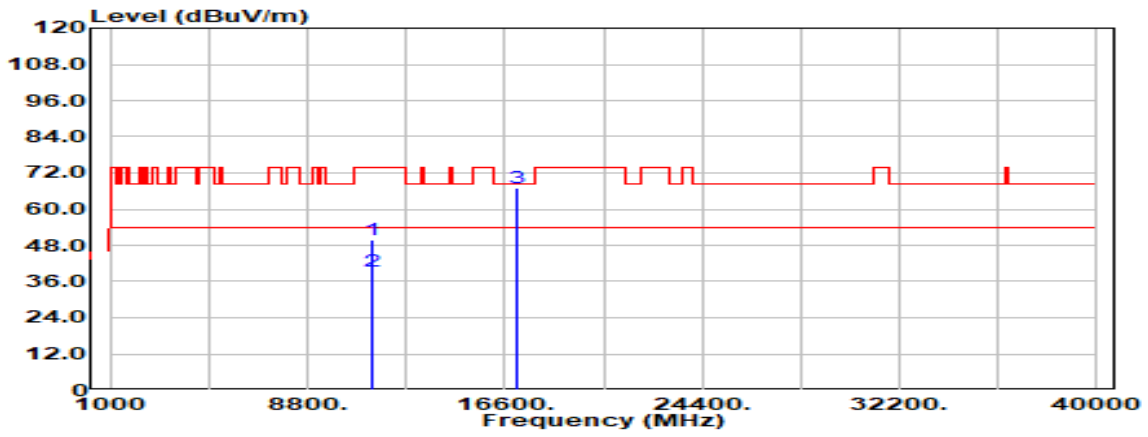


Freq. (MHz)	Detector Mode (PK/QP/AV)	Spectrum Reading Level (dBµV)	Factor (dB)	Actual FS (dBµV/m)	Limit @3m (dBµV/m)	Margin (dB)
11400.000	Peak	30.42	19.26	49.68	74.00	-24.32
11400.000	Average	20.19	19.26	39.45	54.00	-14.55
17100.000	Peak	32.28	34.81	67.09	68.20	-1.11
N/A						

Remark:

1. Measuring frequencies from 1 GHz to the 10th harmonic of highest fundamental frequency.

Test Mode	IEEE 802.11a / 5700 MHz	Temp/Hum	24.1(°C)/ 62%RH
Test Item	Harmonic	Test Date	August 11, 2022
Polarize	Horizontal	Test Engineer	Tony Chao
Detector	Peak / Average		

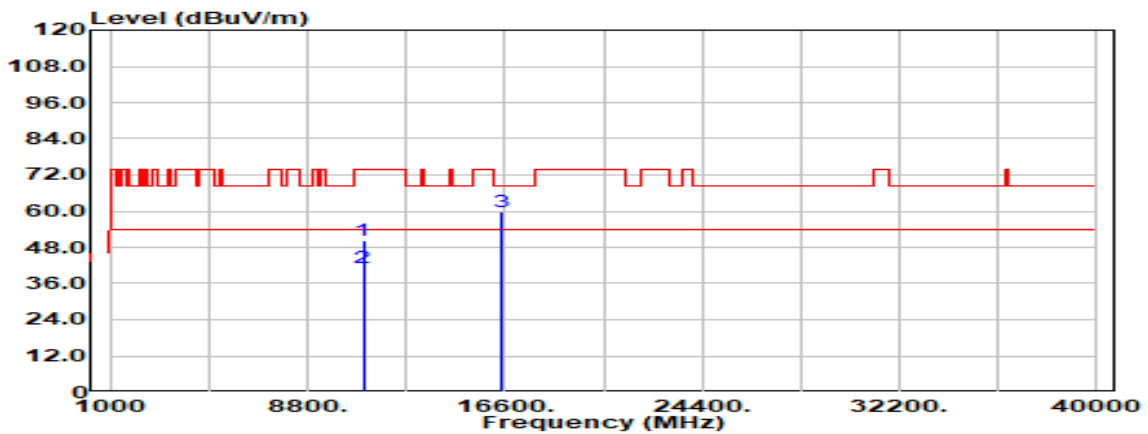


Freq. (MHz)	Detector Mode (PK/QP/AV)	Spectrum Reading Level (dBµV)	Factor (dB)	Actual FS (dBUV/m)	Limit @3m (dBUV/m)	Margin (dB)
11400.000	Peak	30.44	19.26	49.70	74.00	-24.30
11400.000	Average	20.18	19.26	39.44	54.00	-14.56
17100.000	Peak	32.09	34.81	66.90	68.20	-1.30
N/A						

Remark:

1. Measuring frequencies from 1 GHz to the 10th harmonic of highest fundamental frequency.

Test Mode	IEEE 802.11n HT20 / 5500 MHz	Temp/Hum	24.1(°C)/ 62%RH
Test Item	Harmonic	Test Date	August 11, 2022
Polarize	Vertical	Test Engineer	Tony Chao
Detector	Peak / Average		

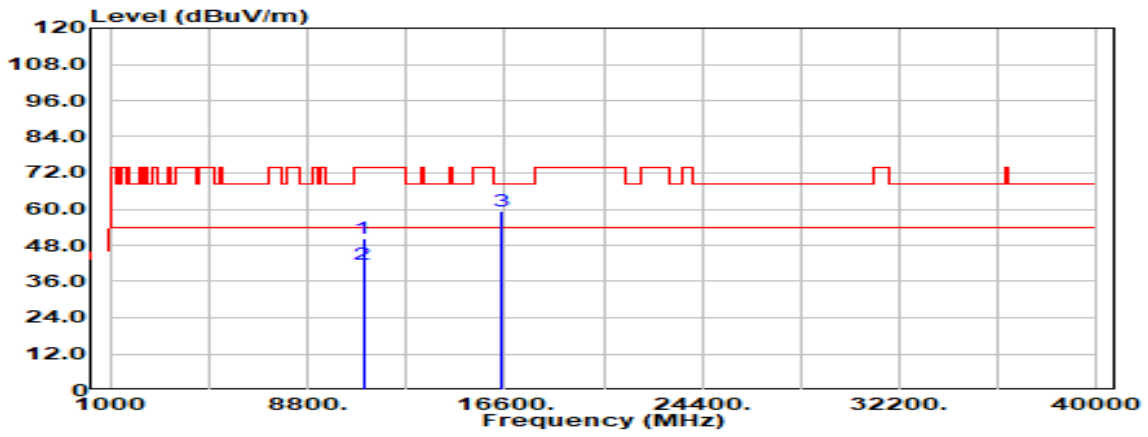


Freq. (MHz)	Detector Mode (PK/QP/AV)	Spectrum Reading Level (dBμV)	Factor (dB)	Actual FS (dBUV/m)	Limit @3m (dBUV/m)	Margin (dB)
11000.000	Peak	30.97	19.45	50.42	74.00	-23.58
11000.000	Average	21.92	19.45	41.37	54.00	-12.63
16500.000	Peak	31.16	28.79	59.95	68.20	-8.25
N/A						

Remark:

1. Measuring frequencies from 1 GHz to the 10th harmonic of highest fundamental frequency.

Test Mode	IEEE 802.11n HT20 / 5500 MHz	Temp/Hum	24.1(°C)/ 62%RH
Test Item	Harmonic	Test Date	August 11, 2022
Polarize	Horizontal	Test Engineer	Tony Chao
Detector	Peak / Average		

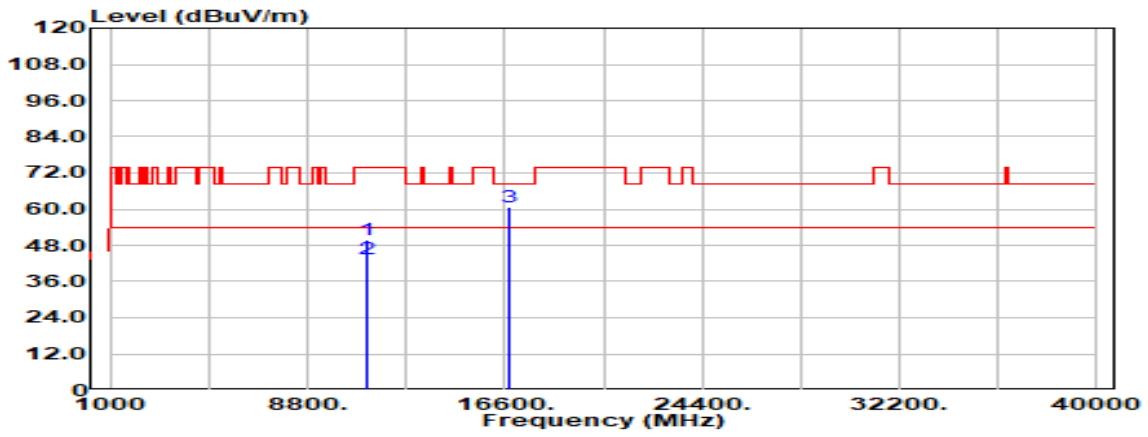


Freq. (MHz)	Detector Mode (PK/QP/AV)	Spectrum Reading Level (dBμV)	Factor (dB)	Actual FS (dBUV/m)	Limit @3m (dBUV/m)	Margin (dB)
11000.000	Peak	30.69	19.45	50.14	74.00	-23.86
11000.000	Average	22.04	19.45	41.49	54.00	-12.51
16500.000	Peak	30.50	28.79	59.29	68.20	-8.91
N/A						

Remark:

1. Measuring frequencies from 1 GHz to the 10th harmonic of highest fundamental frequency.

Test Mode	IEEE 802.11n HT20 / 5580 MHz	Temp/Hum	24.1(°C)/ 62%RH
Test Item	Harmonic	Test Date	August 11, 2022
Polarize	Vertical	Test Engineer	Ray Li
Detector	Peak / Average		

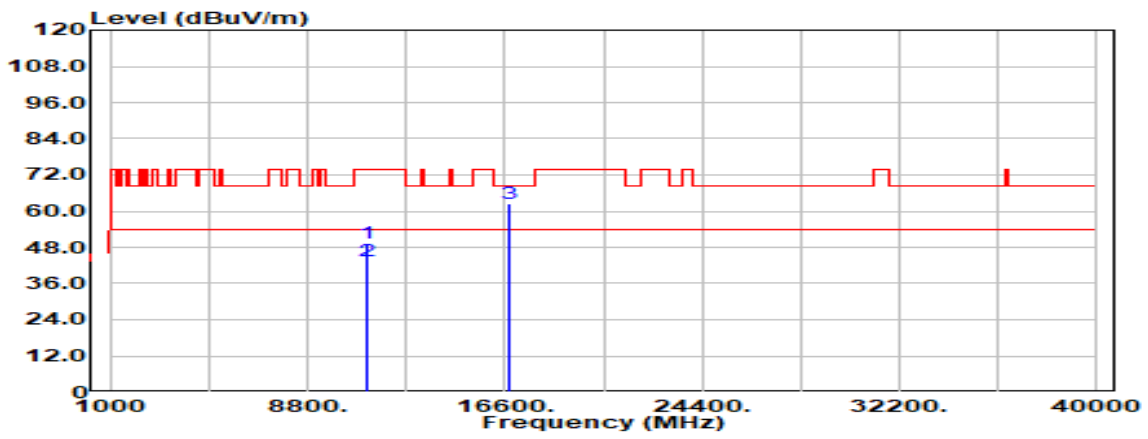


Freq. (MHz)	Detector Mode (PK/QP/AV)	Spectrum Reading Level (dBμV)	Factor (dB)	Actual FS (dBUV/m)	Limit @3m (dBUV/m)	Margin (dB)
11160.000	Peak	30.52	19.49	50.01	74.00	-23.99
11160.000	Average	23.75	19.49	43.25	54.00	-10.75
16740.000	Peak	30.44	30.22	60.66	68.20	-7.54
N/A						

Remark:

1. Measuring frequencies from 1 GHz to the 10th harmonic of highest fundamental frequency.

Test Mode	IEEE 802.11n HT20 / 5580 MHz	Temp/Hum	24.1(°C)/ 62%RH
Test Item	Harmonic	Test Date	August 11, 2022
Polarize	Horizontal	Test Engineer	Ray Li
Detector	Peak / Average		

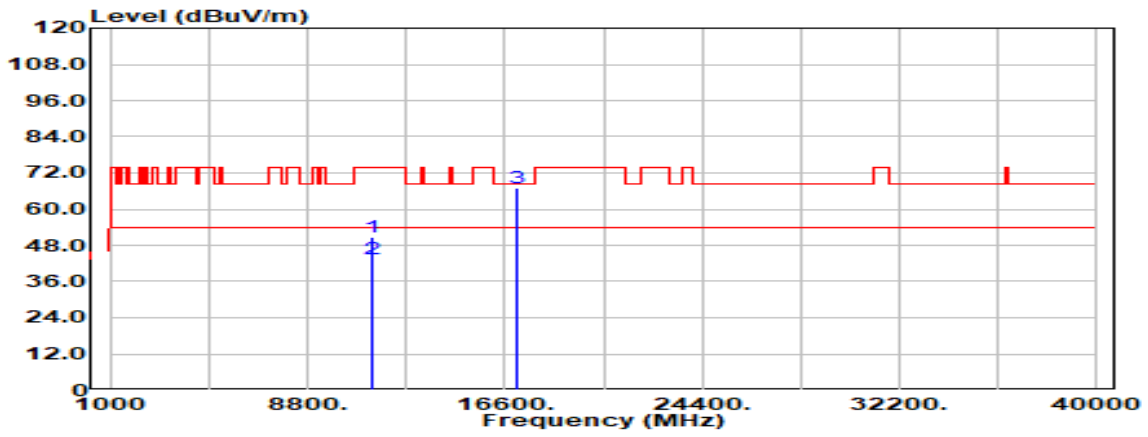


Freq. (MHz)	Detector Mode (PK/QP/AV)	Spectrum Reading Level (dBμV)	Factor (dB)	Actual FS (dBUV/m)	Limit @3m (dBUV/m)	Margin (dB)
11160.000	Peak	29.92	19.49	49.42	74.00	-24.58
11160.000	Average	24.05	19.49	43.54	54.00	-10.46
16740.000	Peak	32.16	30.22	62.38	68.20	-5.82
N/A						

Remark:

1. Measuring frequencies from 1 GHz to the 10th harmonic of highest fundamental frequency.

Test Mode	IEEE 802.11n HT20 / 5700 MHz	Temp/Hum	24.1(°C)/ 62%RH
Test Item	Harmonic	Test Date	August 11, 2022
Polarize	Vertical	Test Engineer	Ray Li
Detector	Peak / Average		

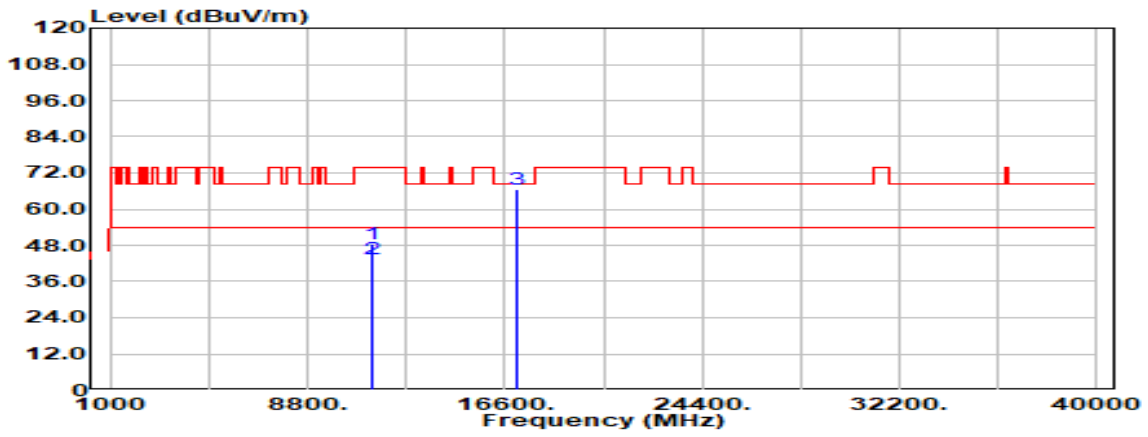


Freq. (MHz)	Detector Mode (PK/QP/AV)	Spectrum Reading Level (dBµV)	Factor (dB)	Actual FS (dBµV/m)	Limit @3m (dBµV/m)	Margin (dB)
11400.000	Peak	31.51	19.26	50.77	74.00	-23.23
11400.000	Average	24.09	19.26	43.35	54.00	-10.65
17100.000	Peak	32.20	34.81	67.01	68.20	-1.19
N/A						

Remark:

1. Measuring frequencies from 1 GHz to the 10th harmonic of highest fundamental frequency.

Test Mode	IEEE 802.11n HT20 / 5700 MHz	Temp/Hum	24.1(°C)/ 62%RH
Test Item	Harmonic	Test Date	August 11, 2022
Polarize	Horizontal	Test Engineer	Ray Li
Detector	Peak / Average		

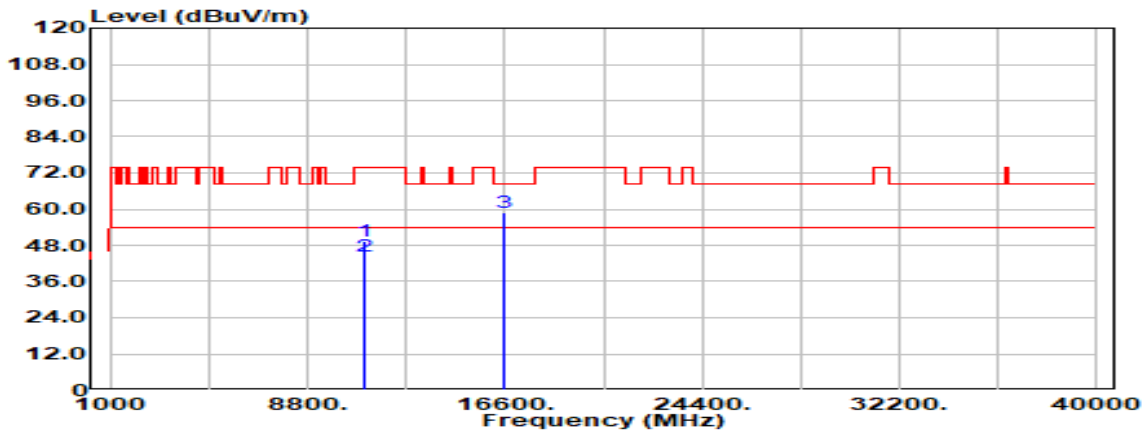


Freq. (MHz)	Detector Mode (PK/QP/AV)	Spectrum Reading Level (dBµV)	Factor (dB)	Actual FS (dBµV/m)	Limit @3m (dBµV/m)	Margin (dB)
11400.000	Peak	29.31	19.26	48.57	74.00	-25.43
11400.000	Average	24.18	19.26	43.44	54.00	-10.56
17100.000	Peak	31.86	34.81	66.67	68.20	-1.53
N/A						

Remark:

1. Measuring frequencies from 1 GHz to the 10th harmonic of highest fundamental frequency.

Test Mode	IEEE 802.11n HT40 / 5510 MHz	Temp/Hum	24.1(°C)/ 62%RH
Test Item	Harmonic	Test Date	August 11, 2022
Polarize	Vertical	Test Engineer	Ray Li
Detector	Peak / Average		

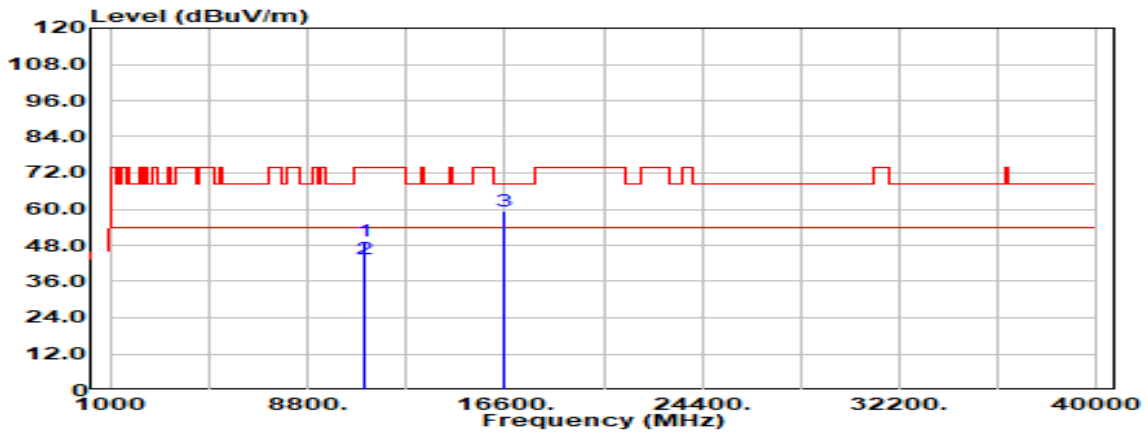


Freq. (MHz)	Detector Mode (PK/QP/AV)	Spectrum Reading Level (dBμV)	Factor (dB)	Actual FS (dBUV/m)	Limit @3m (dBUV/m)	Margin (dB)
11020.000	Peak	30.06	19.45	49.51	74.00	-24.49
11020.000	Average	24.97	19.45	44.42	54.00	-9.58
16530.000	Peak	30.30	28.69	58.99	68.20	-9.21
N/A						

Remark:

1. Measuring frequencies from 1 GHz to the 10th harmonic of highest fundamental frequency.

Test Mode	IEEE 802.11n HT40 / 5510 MHz	Temp/Hum	24.1(°C)/ 62%RH
Test Item	Harmonic	Test Date	August 11, 2022
Polarize	Horizontal	Test Engineer	Ray Li
Detector	Peak / Average		

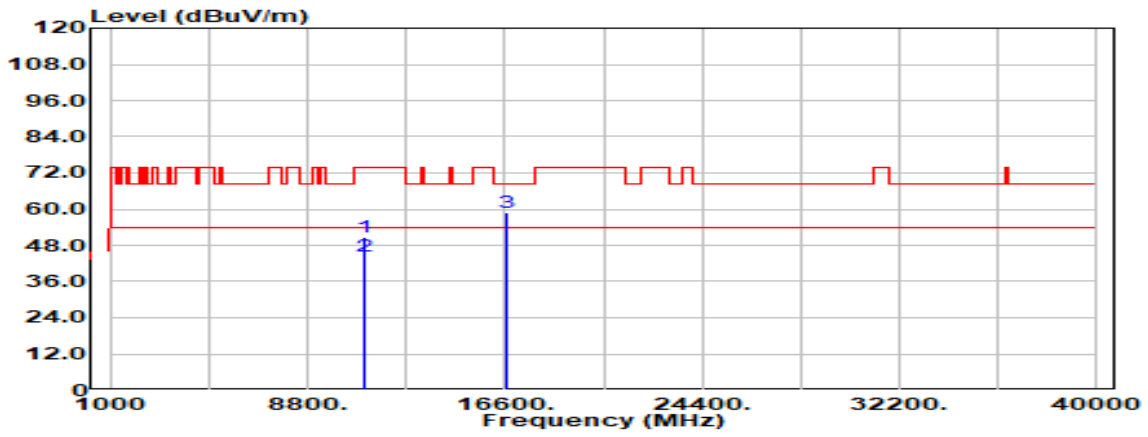


Freq. (MHz)	Detector Mode (PK/QP/AV)	Spectrum Reading Level (dBμV)	Factor (dB)	Actual FS (dBUV/m)	Limit @3m (dBUV/m)	Margin (dB)
11020.000	Peak	29.95	19.45	49.39	74.00	-24.61
11020.000	Average	23.99	19.45	43.44	54.00	-10.56
16530.000	Peak	30.63	28.69	59.32	68.20	-8.88
N/A						

Remark:

1. Measuring frequencies from 1 GHz to the 10th harmonic of highest fundamental frequency.

Test Mode	IEEE 802.11n HT40 / 5550 MHz	Temp/Hum	24.1(°C)/ 62%RH
Test Item	Harmonic	Test Date	August 11, 2022
Polarize	Vertical	Test Engineer	Ray Li
Detector	Peak / Average		

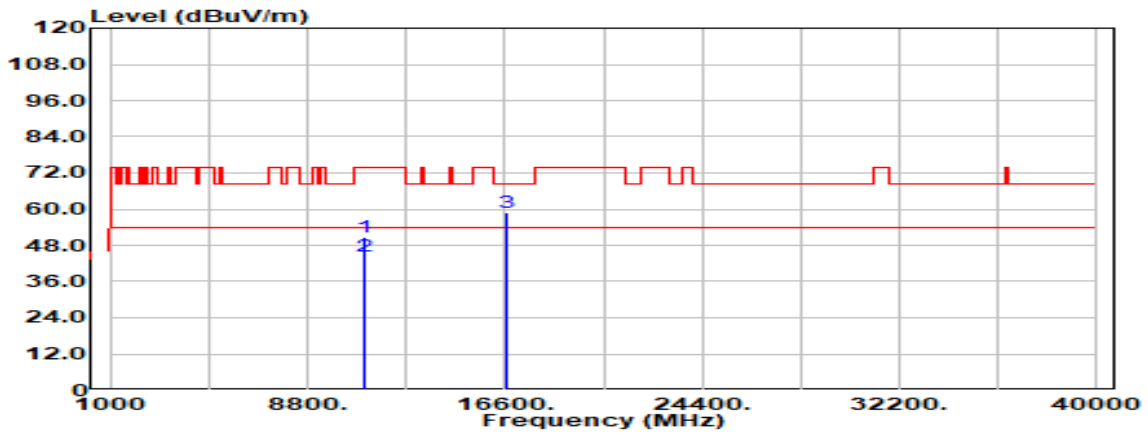


Freq. (MHz)	Detector Mode (PK/QP/AV)	Spectrum Reading Level (dBμV)	Factor (dB)	Actual FS (dBμV/m)	Limit @3m (dBμV/m)	Margin (dB)
11100.000	Peak	31.37	19.53	50.90	74.00	-23.10
11100.000	Average	24.95	19.53	44.48	54.00	-9.52
16650.000	Peak	29.81	29.07	58.88	68.20	-9.32
N/A						

Remark:

1. Measuring frequencies from 1 GHz to the 10th harmonic of highest fundamental frequency.

Test Mode	IEEE 802.11n HT40 / 5550 MHz	Temp/Hum	24.1(°C)/ 62%RH
Test Item	Harmonic	Test Date	August 11, 2022
Polarize	Horizontal	Test Engineer	Ray Li
Detector	Peak / Average		

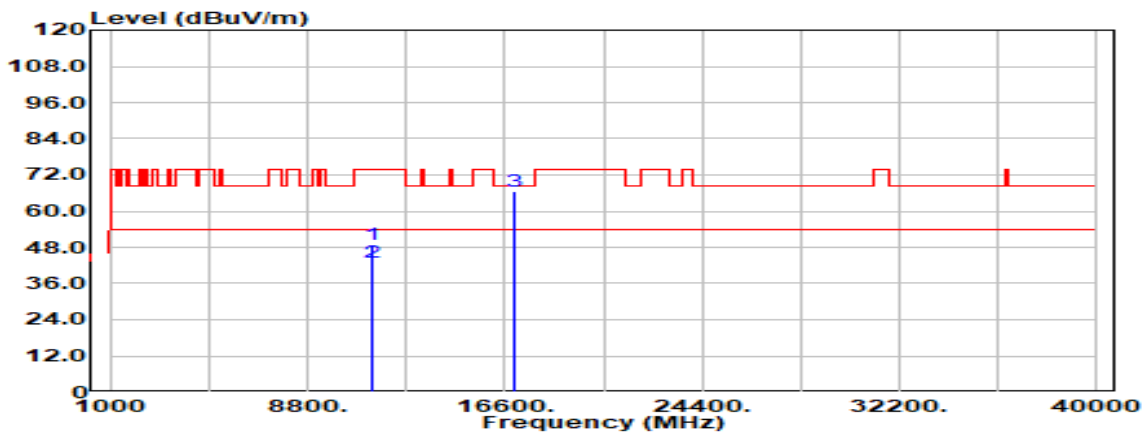


Freq. (MHz)	Detector Mode (PK/QP/AV)	Spectrum Reading Level (dBµV)	Factor (dB)	Actual FS (dBµV/m)	Limit @3m (dBµV/m)	Margin (dB)
11100.000	Peak	31.10	19.53	50.63	74.00	-23.37
11100.000	Average	24.99	19.53	44.52	54.00	-9.48
16650.000	Peak	29.89	29.07	58.96	68.20	-9.24
N/A						

Remark:

1. Measuring frequencies from 1 GHz to the 10th harmonic of highest fundamental frequency.

Test Mode	IEEE 802.11n HT40 / 5670 MHz	Temp/Hum	24.1(°C)/ 62%RH
Test Item	Harmonic	Test Date	August 11, 2022
Polarize	Vertical	Test Engineer	Ray Li
Detector	Peak / Average		

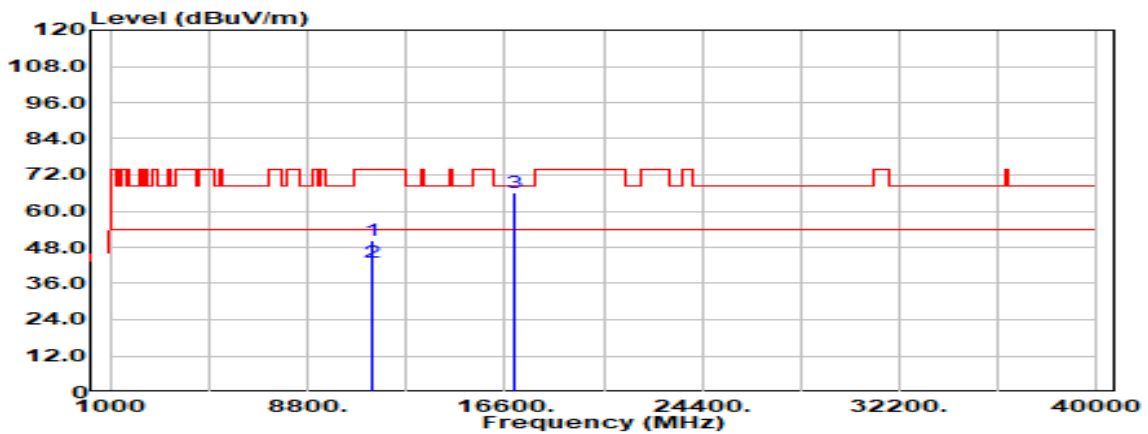


Freq. (MHz)	Detector Mode (PK/QP/AV)	Spectrum Reading Level (dBµV)	Factor (dB)	Actual FS (dBUV/m)	Limit @3m (dBUV/m)	Margin (dB)
11340.000	Peak	29.54	19.46	49.00	74.00	-25.00
11340.000	Average	23.44	19.46	42.90	54.00	-11.10
17010.000	Peak	32.43	33.95	66.38	68.20	-1.82
N/A						

Remark:

1. Measuring frequencies from 1 GHz to the 10th harmonic of highest fundamental frequency.

Test Mode	IEEE 802.11n HT40 / 5670 MHz	Temp/Hum	24.1(°C)/ 62%RH
Test Item	Harmonic	Test Date	August 11, 2022
Polarize	Horizontal	Test Engineer	Ray Li
Detector	Peak / Average		

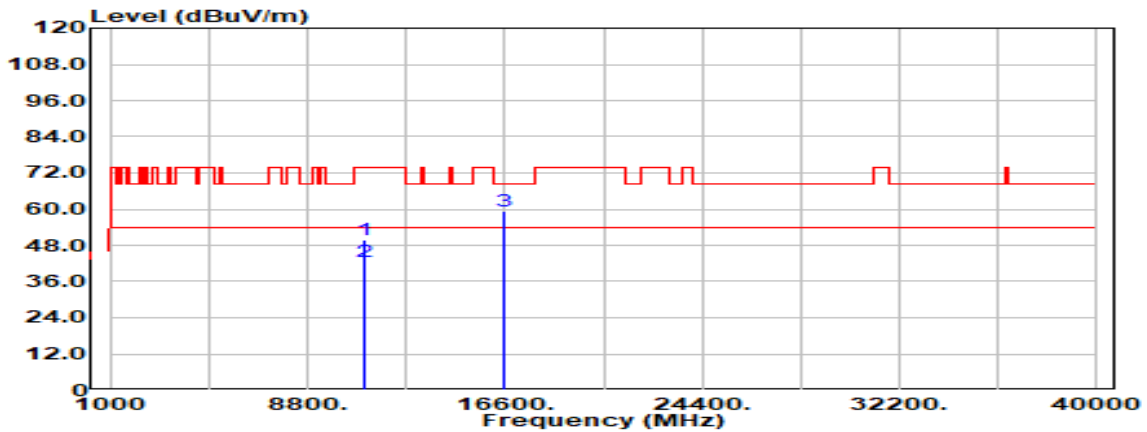


Freq. (MHz)	Detector Mode (PK/QP/AV)	Spectrum Reading Level (dBµV)	Factor (dB)	Actual FS (dBµV/m)	Limit @3m (dBµV/m)	Margin (dB)
11340.000	Peak	30.93	19.46	50.39	74.00	-23.61
11340.000	Average	23.71	19.46	43.17	54.00	-10.83
17010.000	Peak	32.09	33.95	66.04	68.20	-2.16
N/A						

Remark:

1. Measuring frequencies from 1 GHz to the 10th harmonic of highest fundamental frequency.

Test Mode	IEEE 802.11ac VHT80 / 5530 MHz	Temp/Hum	24.1(°C)/ 62%RH
Test Item	Harmonic	Test Date	August 11, 2022
Polarize	Vertical	Test Engineer	Ray Li
Detector	Peak / Average		

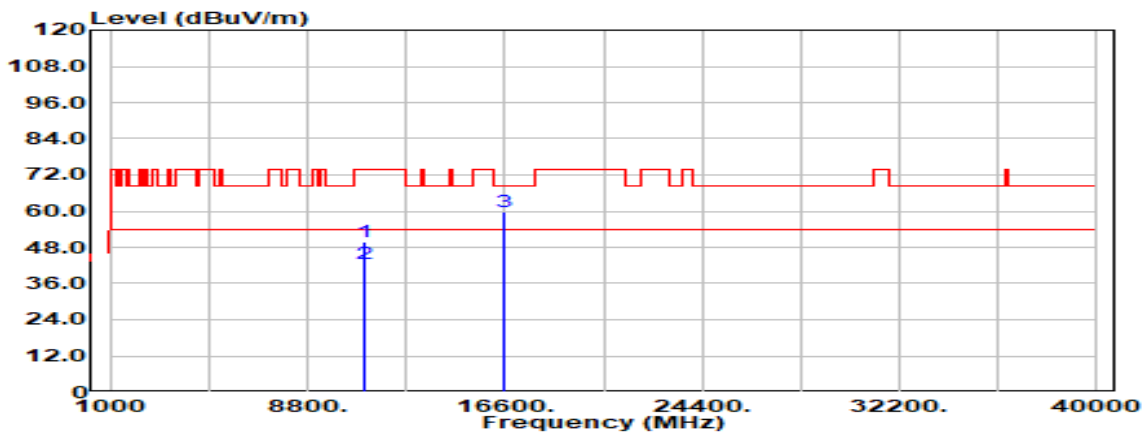


Freq. (MHz)	Detector Mode (PK/QP/AV)	Spectrum Reading Level (dBµV)	Factor (dB)	Actual FS (dBUV/m)	Limit @3m (dBUV/m)	Margin (dB)
11060.000	Peak	30.25	19.46	49.71	74.00	-24.29
11060.000	Average	23.06	19.46	42.52	54.00	-11.48
16590.000	Peak	30.70	28.77	59.46	68.20	-8.74
N/A						

Remark:

1. Measuring frequencies from 1 GHz to the 10th harmonic of highest fundamental frequency.

Test Mode	IEEE 802.11ac VHT80 / 5530 MHz	Temp/Hum	24.1(°C)/ 62%RH
Test Item	Harmonic	Test Date	August 11, 2022
Polarize	Horizontal	Test Engineer	Ray Li
Detector	Peak / Average		

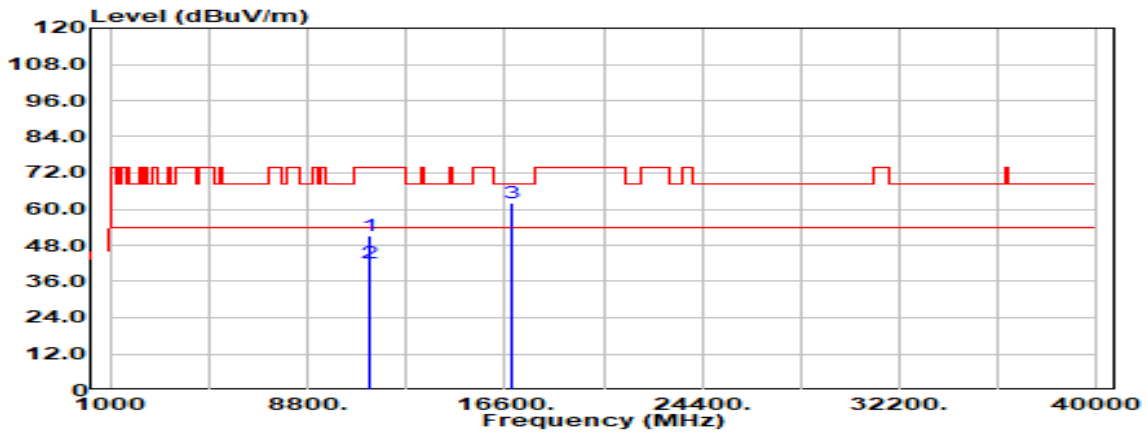


Freq. (MHz)	Detector Mode (PK/QP/AV)	Spectrum Reading Level (dBµV)	Factor (dB)	Actual FS (dBµV/m)	Limit @3m (dBµV/m)	Margin (dB)
11060.000	Peak	30.50	19.46	49.96	74.00	-24.04
11060.000	Average	23.13	19.46	42.59	54.00	-11.41
16590.000	Peak	31.11	28.77	59.88	68.20	-8.32
N/A						

Remark:

1. Measuring frequencies from 1 GHz to the 10th harmonic of highest fundamental frequency.

Test Mode	IEEE 802.11ac VHT80 / 5610 MHz	Temp/Hum	24.1(°C)/ 62%RH
Test Item	Harmonic	Test Date	August 11, 2022
Polarize	Vertical	Test Engineer	Ray Li
Detector	Peak / Average		

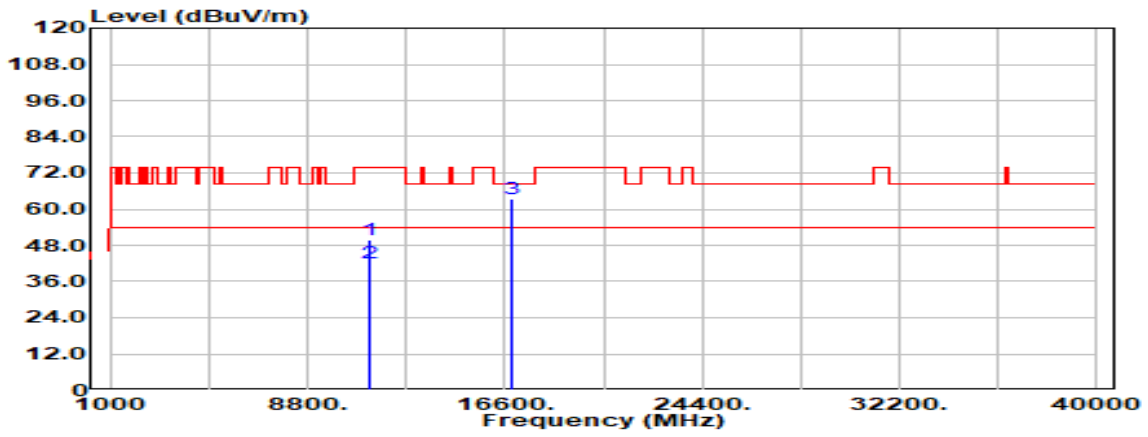


Freq. (MHz)	Detector Mode (PK/QP/AV)	Spectrum Reading Level (dBµV)	Factor (dB)	Actual FS (dBµV/m)	Limit @3m (dBµV/m)	Margin (dB)
11220.000	Peak	31.87	19.42	51.29	74.00	-22.71
11220.000	Average	22.72	19.42	42.14	54.00	-11.86
16830.000	Peak	30.56	31.64	62.20	68.20	-6.00
N/A						

Remark:

1. Measuring frequencies from 1 GHz to the 10th harmonic of highest fundamental frequency.

Test Mode	IEEE 802.11ac VHT80 / 5610 MHz	Temp/Hum	24.1(°C)/ 62%RH
Test Item	Harmonic	Test Date	August 11, 2022
Polarize	Horizontal	Test Engineer	Ray Li
Detector	Peak / Average		



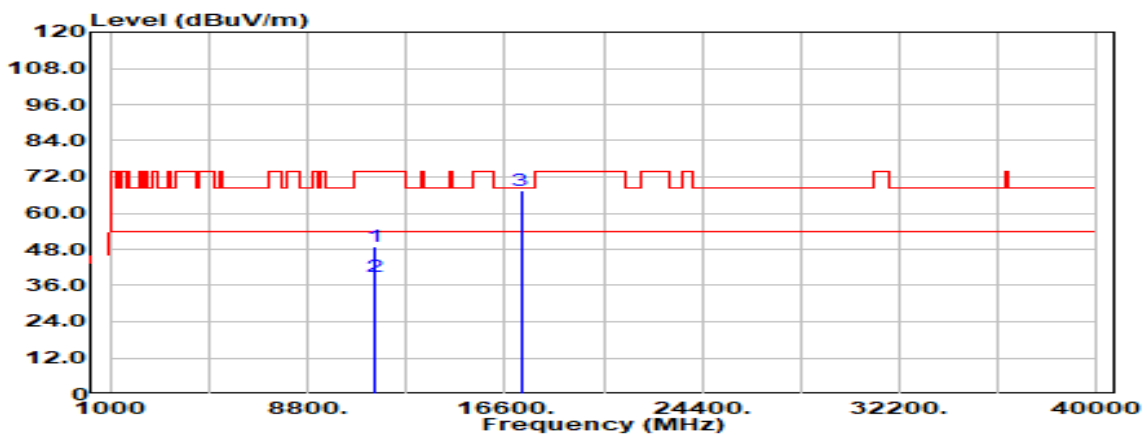
Freq. (MHz)	Detector Mode (PK/QP/AV)	Spectrum Reading Level (dBµV)	Factor (dB)	Actual FS (dBµV/m)	Limit @3m (dBµV/m)	Margin (dB)
11220.000	Peak	30.59	19.42	50.01	74.00	-23.99
11220.000	Average	22.79	19.42	42.21	54.00	-11.79
16830.000	Peak	31.68	31.64	63.32	68.20	-4.88
N/A						

Remark:

1. Measuring frequencies from 1 GHz to the 10th harmonic of highest fundamental frequency.

Test Data for UNII-3

Test Mode	IEEE 802.11a / 5745 MHz	Temp/Hum	24.1(°C)/ 62%RH
Test Item	Harmonic	Test Date	August 11, 2022
Polarize	Vertical	Test Engineer	Tony Chao
Detector	Peak / Average		

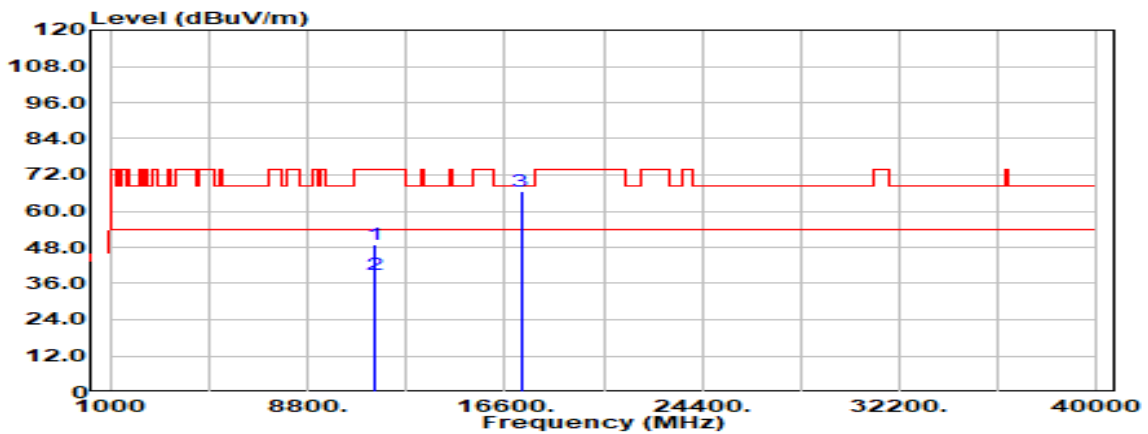


Freq. (MHz)	Detector Mode (PK/QP/AV)	Spectrum Reading Level (dBµV)	Factor (dB)	Actual FS (dBµV/m)	Limit @3m (dBµV/m)	Margin (dB)
11490.000	Peak	29.69	19.20	48.89	74.00	-25.11
11490.000	Average	19.69	19.20	38.89	54.00	-15.11
17235.000	Peak	32.12	35.48	67.60	68.20	-0.60
N/A						

Remark:

1. Measuring frequencies from 1 GHz to the 10th harmonic of highest fundamental frequency.

Test Mode	IEEE 802.11a / 5745 MHz	Temp/Hum	24.1(°C)/ 62%RH
Test Item	Harmonic	Test Date	August 11, 2022
Polarize	Horizontal	Test Engineer	Tony Chao
Detector	Peak / Average		

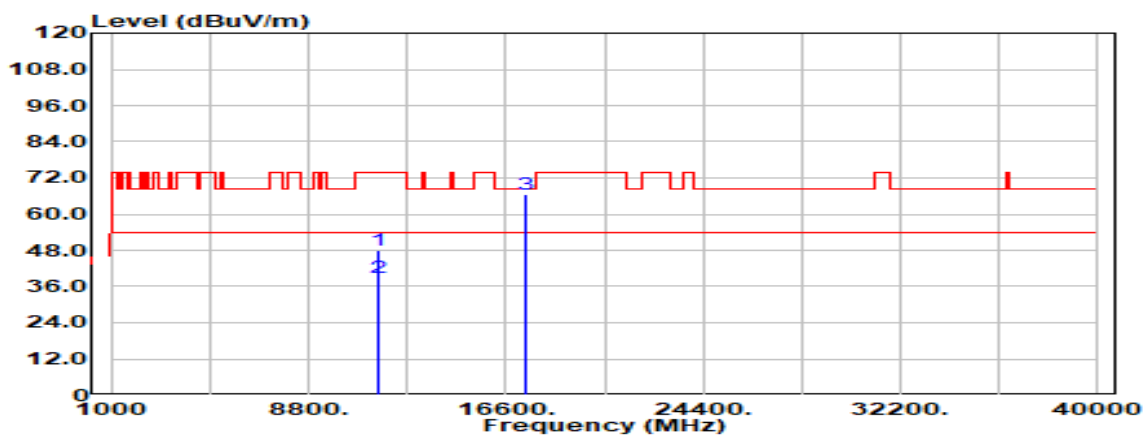


Freq. (MHz)	Detector Mode (PK/QP/AV)	Spectrum Reading Level (dBμV)	Factor (dB)	Actual FS (dBUV/m)	Limit @3m (dBUV/m)	Margin (dB)
11490.000	Peak	29.87	19.20	49.07	74.00	-24.93
11490.000	Average	19.79	19.20	38.99	54.00	-15.01
17235.000	Peak	31.17	35.48	66.66	68.20	-1.54
N/A						

Remark:

1. Measuring frequencies from 1 GHz to the 10th harmonic of highest fundamental frequency.

Test Mode	IEEE 802.11a / 5785 MHz	Temp/Hum	24.1(°C)/ 62%RH
Test Item	Harmonic	Test Date	August 11, 2022
Polarize	Vertical	Test Engineer	Tony Chao
Detector	Peak / Average		

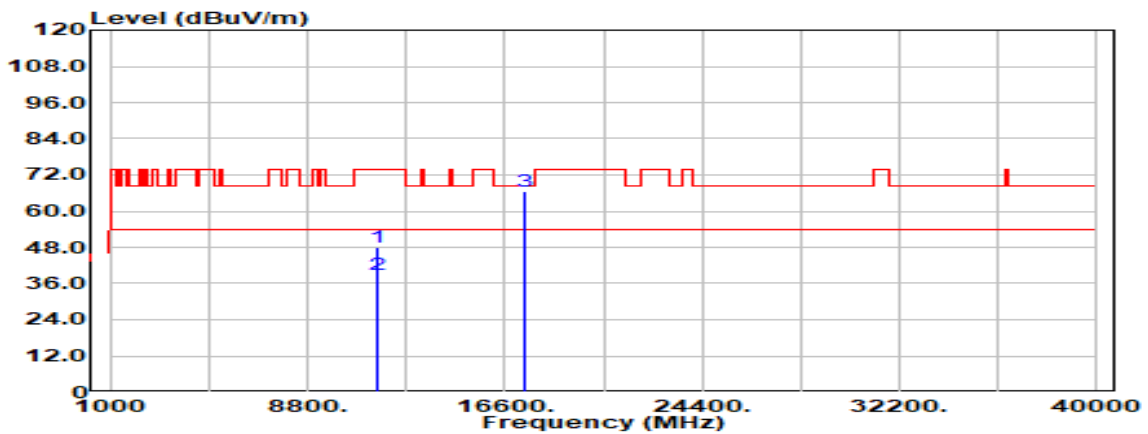


Freq. (MHz)	Detector Mode (PK/QP/AV)	Spectrum Reading Level (dBμV)	Factor (dB)	Actual FS (dBμV/m)	Limit @3m (dBμV/m)	Margin (dB)
11570.000	Peak	28.90	19.31	48.22	74.00	-25.78
11570.000	Average	19.50	19.31	38.81	54.00	-15.19
17355.000	Peak	31.02	35.52	66.53	68.20	-1.67
N/A						

Remark:

1. Measuring frequencies from 1 GHz to the 10th harmonic of highest fundamental frequency.

Test Mode	IEEE 802.11a / 5785 MHz	Temp/Hum	24.1(°C)/ 62%RH
Test Item	Harmonic	Test Date	August 11, 2022
Polarize	Horizontal	Test Engineer	Tony Chao
Detector	Peak / Average		

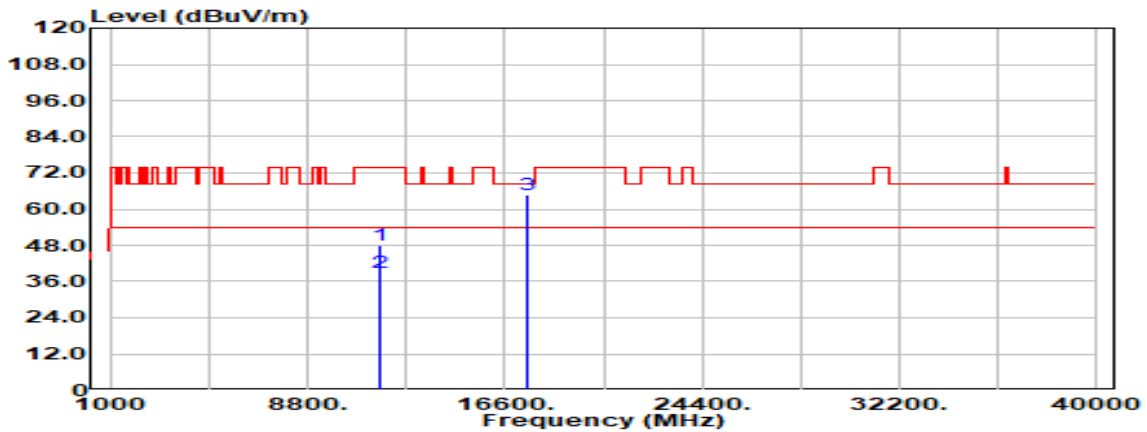


Freq. (MHz)	Detector Mode (PK/QP/AV)	Spectrum Reading Level (dBμV)	Factor (dB)	Actual FS (dBμV/m)	Limit @3m (dBμV/m)	Margin (dB)
11570.000	Peak	28.68	19.31	47.99	74.00	-26.01
11570.000	Average	19.55	19.31	38.86	54.00	-15.14
17355.000	Peak	30.95	35.52	66.47	68.20	-1.73
N/A						

Remark:

1. Measuring frequencies from 1 GHz to the 10th harmonic of highest fundamental frequency.

Test Mode	IEEE 802.11a / 5825 MHz	Temp/Hum	24.1(°C)/ 62%RH
Test Item	Harmonic	Test Date	August 11, 2022
Polarize	Vertical	Test Engineer	Tony Chao
Detector	Peak / Average		

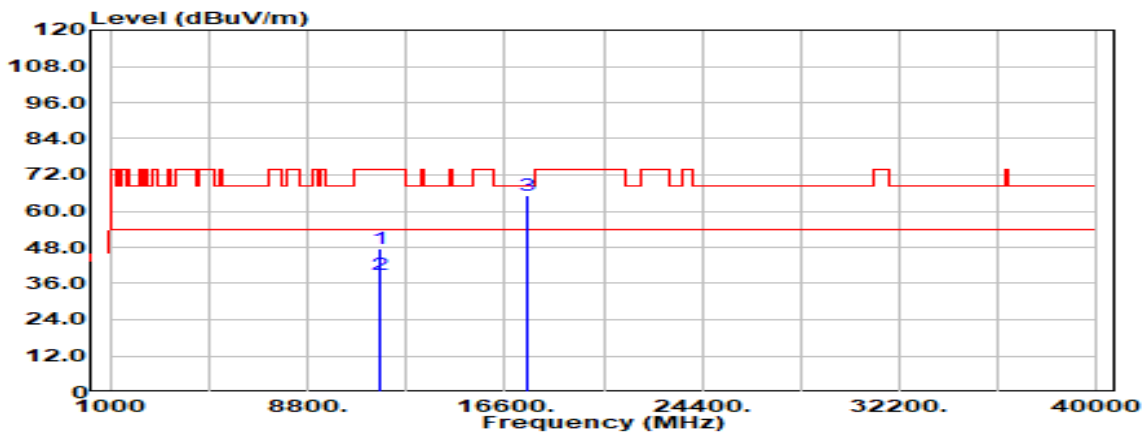


Freq. (MHz)	Detector Mode (PK/QP/AV)	Spectrum Reading Level (dBμV)	Factor (dB)	Actual FS (dBμV/m)	Limit @3m (dBμV/m)	Margin (dB)
11650.000	Peak	28.49	19.29	47.78	74.00	-26.22
11650.000	Average	19.48	19.29	38.77	54.00	-15.23
17475.000	Peak	29.69	34.91	64.59	68.20	-3.61
N/A						

Remark:

1. Measuring frequencies from 1 GHz to the 10th harmonic of highest fundamental frequency.

Test Mode	IEEE 802.11a / 5825 MHz	Temp/Hum	24.1(°C)/ 62%RH
Test Item	Harmonic	Test Date	August 11, 2022
Polarize	Horizontal	Test Engineer	Tony Chao
Detector	Peak / Average		

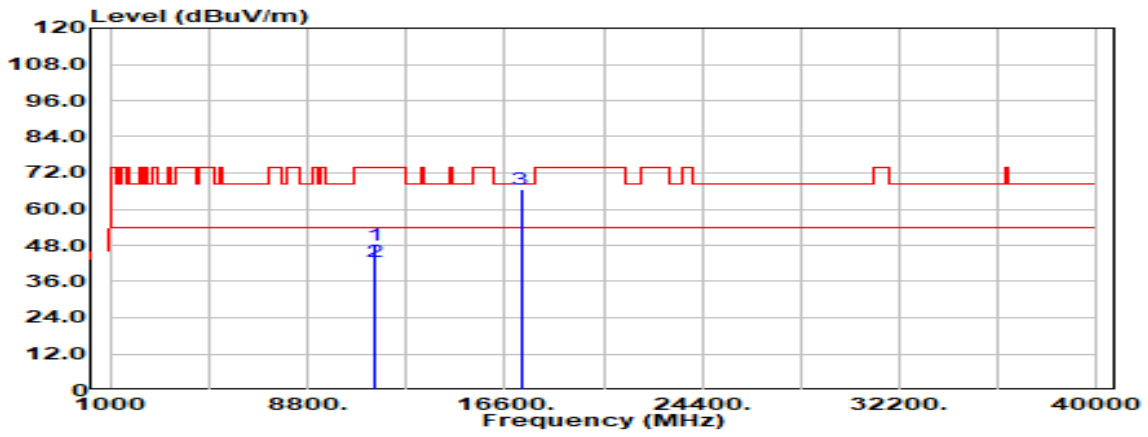


Freq. (MHz)	Detector Mode (PK/QP/AV)	Spectrum Reading Level (dBμV)	Factor (dB)	Actual FS (dBμV/m)	Limit @3m (dBμV/m)	Margin (dB)
11650.000	Peak	28.25	19.29	47.54	74.00	-26.46
11650.000	Average	19.59	19.29	38.88	54.00	-15.12
17475.000	Peak	30.42	34.91	65.33	68.20	-2.87
N/A						

Remark:

1. Measuring frequencies from 1 GHz to the 10th harmonic of highest fundamental frequency.

Test Mode	IEEE 802.11n HT20 / 5745 MHz	Temp/Hum	24.1(°C)/ 62%RH
Test Item	Harmonic	Test Date	August 11, 2022
Polarize	Vertical	Test Engineer	Ray Li
Detector	Peak / Average		

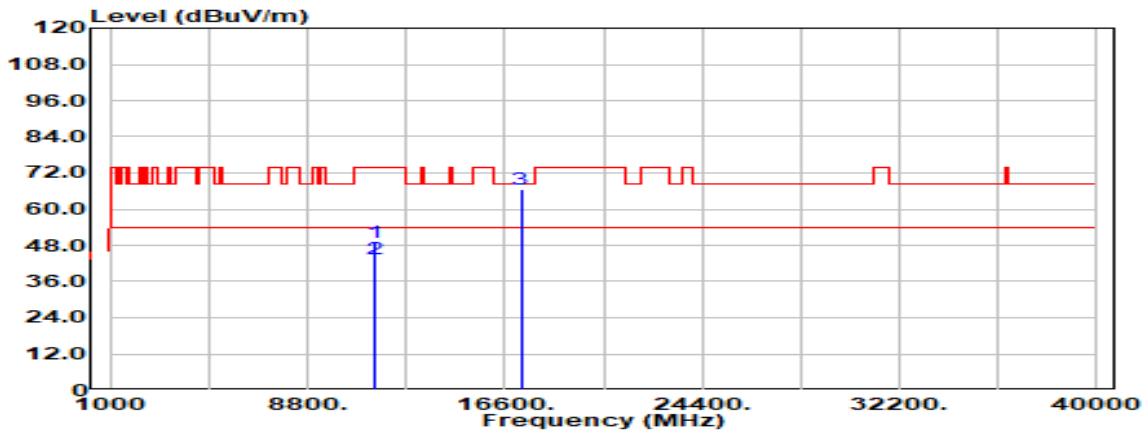


Freq. (MHz)	Detector Mode (PK/QP/AV)	Spectrum Reading Level (dBμV)	Factor (dB)	Actual FS (dBUV/m)	Limit @3m (dBUV/m)	Margin (dB)
11490.000	Peak	28.99	19.20	48.19	74.00	-25.81
11490.000	Average	23.27	19.20	42.47	54.00	-11.53
17235.000	Peak	31.08	35.48	66.57	68.20	-1.63
N/A						

Remark:

1. Measuring frequencies from 1 GHz to the 10th harmonic of highest fundamental frequency.

Test Mode	IEEE 802.11n HT20 / 5745 MHz	Temp/Hum	24.1(°C)/ 62%RH
Test Item	Harmonic	Test Date	August 11, 2022
Polarize	Horizontal	Test Engineer	Ray Li
Detector	Peak / Average		

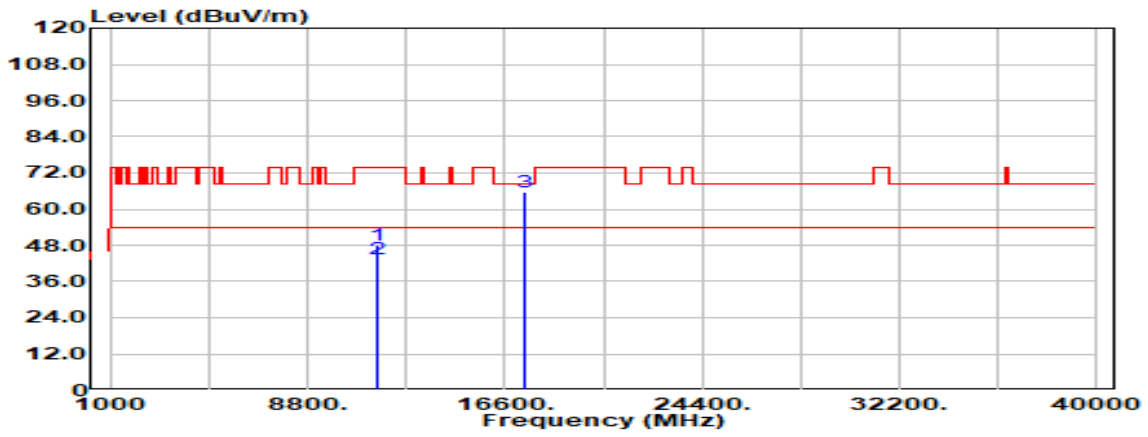


Freq. (MHz)	Detector Mode (PK/QP/AV)	Spectrum Reading Level (dBµV)	Factor (dB)	Actual FS (dBUV/m)	Limit @3m (dBUV/m)	Margin (dB)
11490.000	Peak	29.61	19.20	48.81	74.00	-25.19
11490.000	Average	24.43	19.20	43.63	54.00	-10.37
17235.000	Peak	30.87	35.48	66.36	68.20	-1.84
N/A						

Remark:

1. Measuring frequencies from 1 GHz to the 10th harmonic of highest fundamental frequency.

Test Mode	IEEE 802.11n HT20 / 5785 MHz	Temp/Hum	24.1(°C)/ 62%RH
Test Item	Harmonic	Test Date	August 11, 2022
Polarize	Vertical	Test Engineer	Ray Li
Detector	Peak / Average		

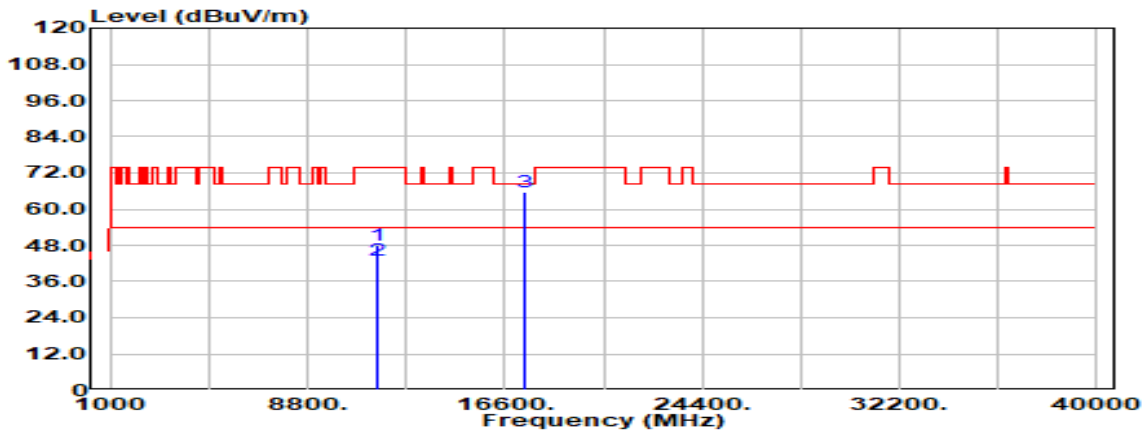


Freq. (MHz)	Detector Mode (PK/QP/AV)	Spectrum Reading Level (dBμV)	Factor (dB)	Actual FS (dBμV/m)	Limit @3m (dBμV/m)	Margin (dB)
11570.000	Peak	28.49	19.31	47.80	74.00	-26.20
11570.000	Average	23.95	19.31	43.26	54.00	-10.74
17355.000	Peak	30.32	35.52	65.83	68.20	-2.37
N/A						

Remark:

1. Measuring frequencies from 1 GHz to the 10th harmonic of highest fundamental frequency.

Test Mode	IEEE 802.11n HT20 / 5785 MHz	Temp/Hum	24.1(°C)/ 62%RH
Test Item	Harmonic	Test Date	August 11, 2022
Polarize	Horizontal	Test Engineer	Ray Li
Detector	Peak / Average		

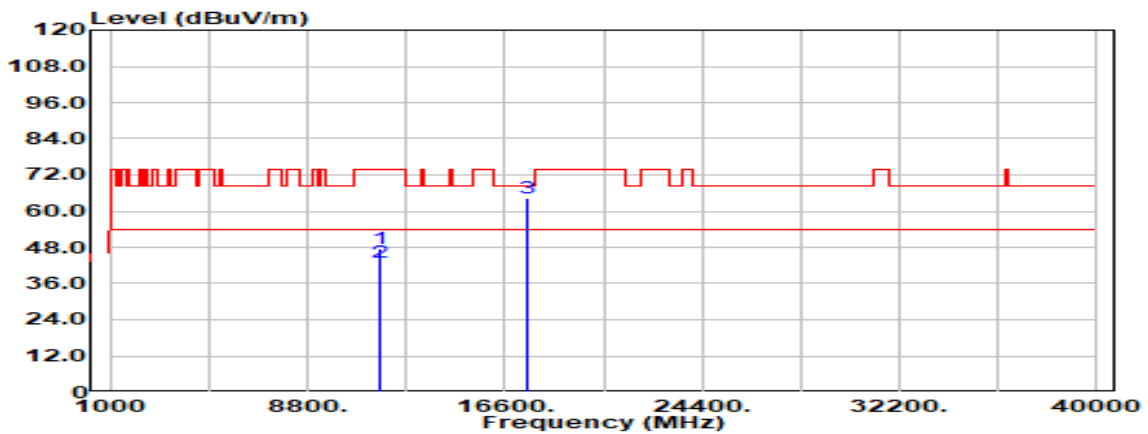


Freq. (MHz)	Detector Mode (PK/QP/AV)	Spectrum Reading Level (dBµV)	Factor (dB)	Actual FS (dBµV/m)	Limit @3m (dBµV/m)	Margin (dB)
11570.000	Peak	28.54	19.31	47.85	74.00	-26.15
11570.000	Average	23.90	19.31	43.21	54.00	-10.79
17355.000	Peak	30.07	35.52	65.58	68.20	-2.62
N/A						

Remark:

1. Measuring frequencies from 1 GHz to the 10th harmonic of highest fundamental frequency.

Test Mode	IEEE 802.11n HT20 / 5825 MHz	Temp/Hum	24.1(°C)/ 62%RH
Test Item	Harmonic	Test Date	August 11, 2022
Polarize	Vertical	Test Engineer	Ray Li
Detector	Peak / Average		

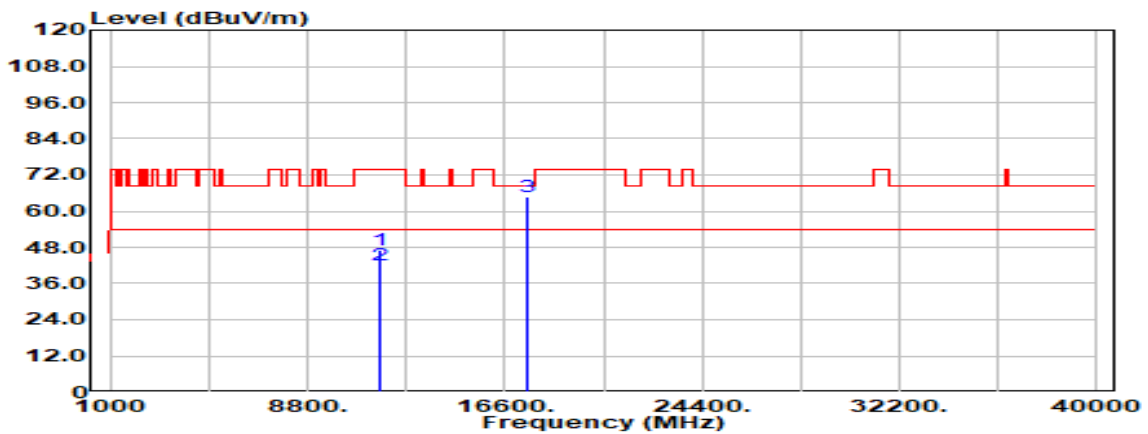


Freq. (MHz)	Detector Mode (PK/QP/AV)	Spectrum Reading Level (dBμV)	Factor (dB)	Actual FS (dBμV/m)	Limit @3m (dBμV/m)	Margin (dB)
11650.000	Peak	28.03	19.29	47.32	74.00	-26.68
11650.000	Average	23.73	19.29	43.02	54.00	-10.98
17475.000	Peak	29.35	34.91	64.25	68.20	-3.95
N/A						

Remark:

1. Measuring frequencies from 1 GHz to the 10th harmonic of highest fundamental frequency.

Test Mode	IEEE 802.11n HT20 / 5825 MHz	Temp/Hum	24.1(°C)/ 62%RH
Test Item	Harmonic	Test Date	August 11, 2022
Polarize	Horizontal	Test Engineer	Ray Li
Detector	Peak / Average		

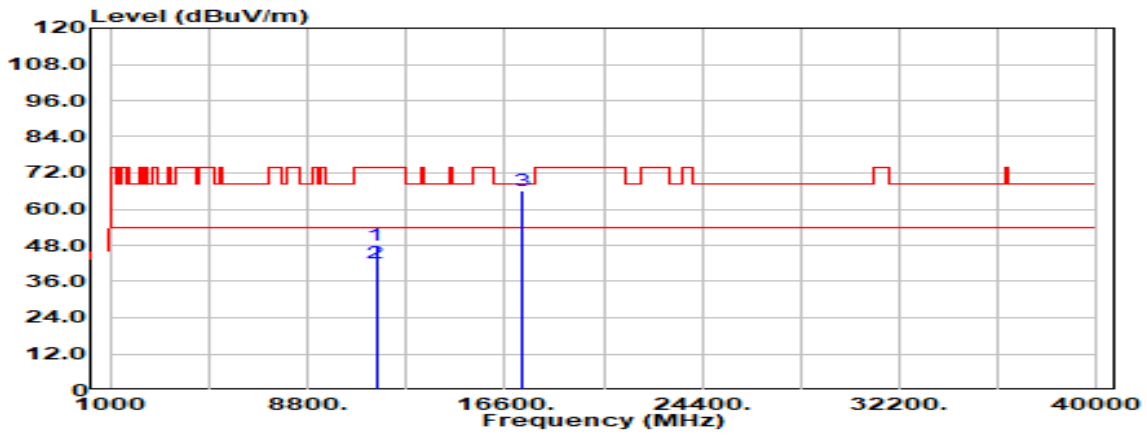


Freq. (MHz)	Detector Mode (PK/QP/AV)	Spectrum Reading Level (dBμV)	Factor (dB)	Actual FS (dBμV/m)	Limit @3m (dBμV/m)	Margin (dB)
11650.000	Peak	27.92	19.29	47.21	74.00	-26.79
11650.000	Average	22.67	19.29	41.96	54.00	-12.04
17475.000	Peak	29.99	34.91	64.89	68.20	-3.31
N/A						

Remark:

1. Measuring frequencies from 1 GHz to the 10th harmonic of highest fundamental frequency.

Test Mode	IEEE 802.11n HT40 / 5755 MHz	Temp/Hum	24.1(°C)/ 62%RH
Test Item	Harmonic	Test Date	August 11, 2022
Polarize	Vertical	Test Engineer	Ray Li
Detector	Peak / Average		

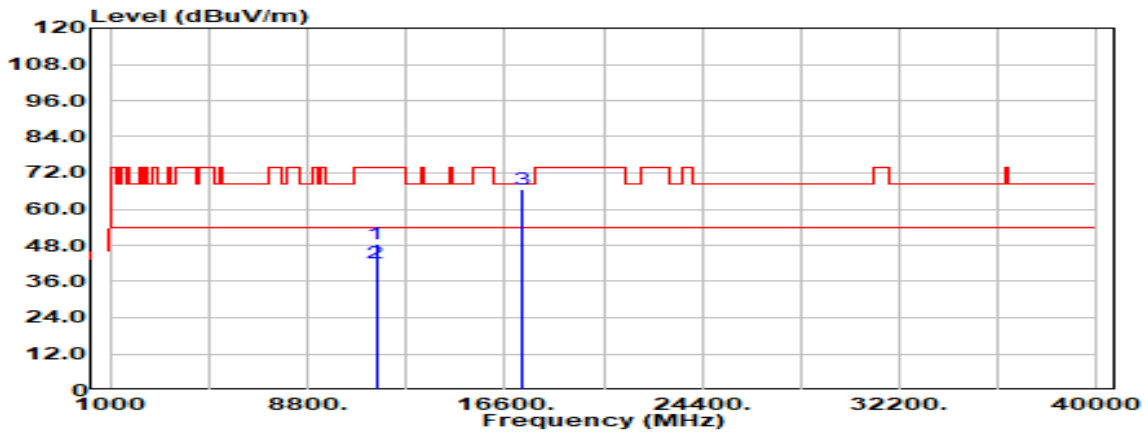


Freq. (MHz)	Detector Mode (PK/QP/AV)	Spectrum Reading Level (dBμV)	Factor (dB)	Actual FS (dBUV/m)	Limit @3m (dBμV/m)	Margin (dB)
11510.000	Peak	28.98	19.22	48.20	74.00	-25.80
11510.000	Average	22.97	19.22	42.20	54.00	-11.80
17265.000	Peak	30.70	35.57	66.27	68.20	-1.93
N/A						

Remark:

1. Measuring frequencies from 1 GHz to the 10th harmonic of highest fundamental frequency.

Test Mode	IEEE 802.11n HT40 / 5755 MHz	Temp/Hum	24.1(°C)/ 62%RH
Test Item	Harmonic	Test Date	August 11, 2022
Polarize	Horizontal	Test Engineer	Ray Li
Detector	Peak / Average		

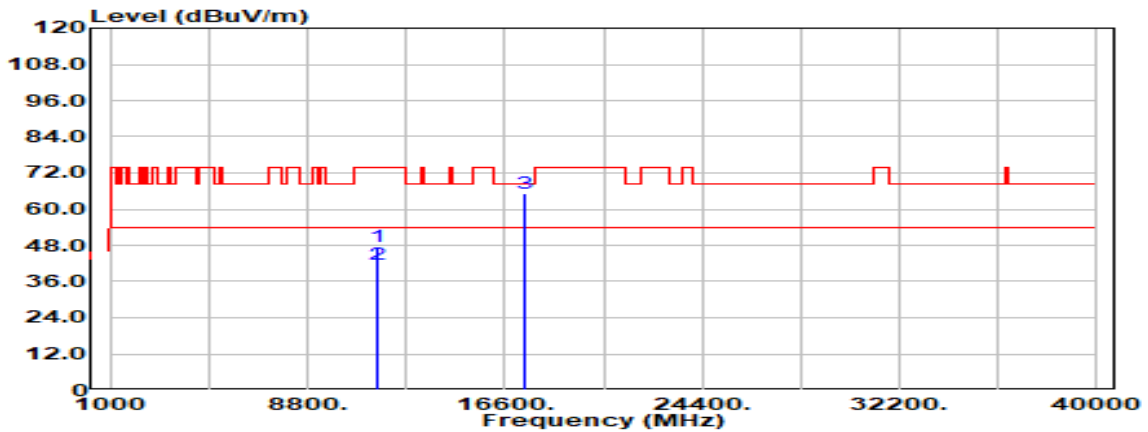


Freq. (MHz)	Detector Mode (PK/QP/AV)	Spectrum Reading Level (dBμV)	Factor (dB)	Actual FS (dBμV/m)	Limit @3m (dBμV/m)	Margin (dB)
11510.000	Peak	29.01	19.22	48.23	74.00	-25.77
11510.000	Average	23.03	19.22	42.26	54.00	-11.74
17265.000	Peak	30.99	35.57	66.56	68.20	-1.64
N/A						

Remark:

1. Measuring frequencies from 1 GHz to the 10th harmonic of highest fundamental frequency.

Test Mode	IEEE 802.11n HT40 / 5795 MHz	Temp/Hum	24.1(°C)/ 62%RH
Test Item	Harmonic	Test Date	August 11, 2022
Polarize	Vertical	Test Engineer	Ray Li
Detector	Peak / Average		

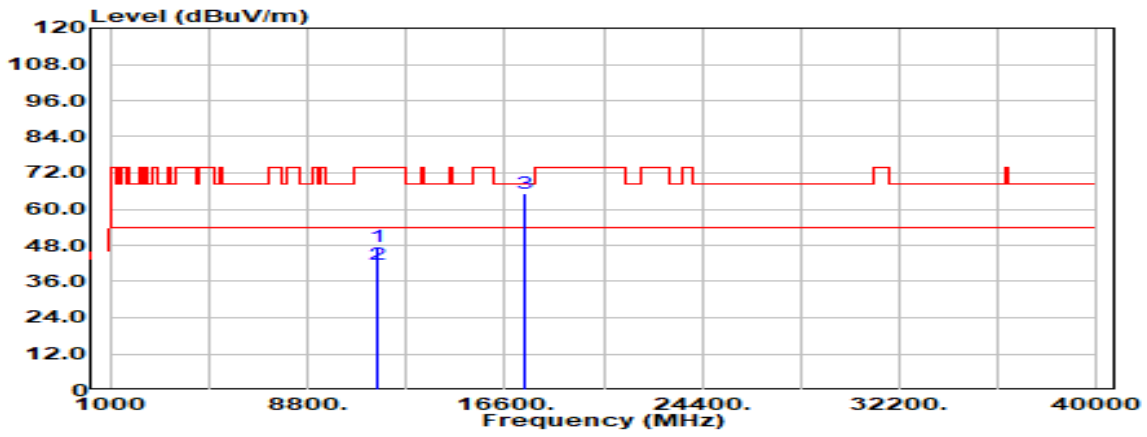


Freq. (MHz)	Detector Mode (PK/QP/AV)	Spectrum Reading Level (dBμV)	Factor (dB)	Actual FS (dBμV/m)	Limit @3m (dBμV/m)	Margin (dB)
11590.000	Peak	28.30	19.34	47.65	74.00	-26.35
11590.000	Average	22.54	19.34	41.88	54.00	-12.12
17385.000	Peak	29.78	35.37	65.15	68.20	-3.05
N/A						

Remark:

1. Measuring frequencies from 1 GHz to the 10th harmonic of highest fundamental frequency.

Test Mode	IEEE 802.11n HT40 / 5795 MHz	Temp/Hum	24.1(°C)/ 62%RH
Test Item	Harmonic	Test Date	August 11, 2022
Polarize	Horizontal	Test Engineer	Ray Li
Detector	Peak / Average		

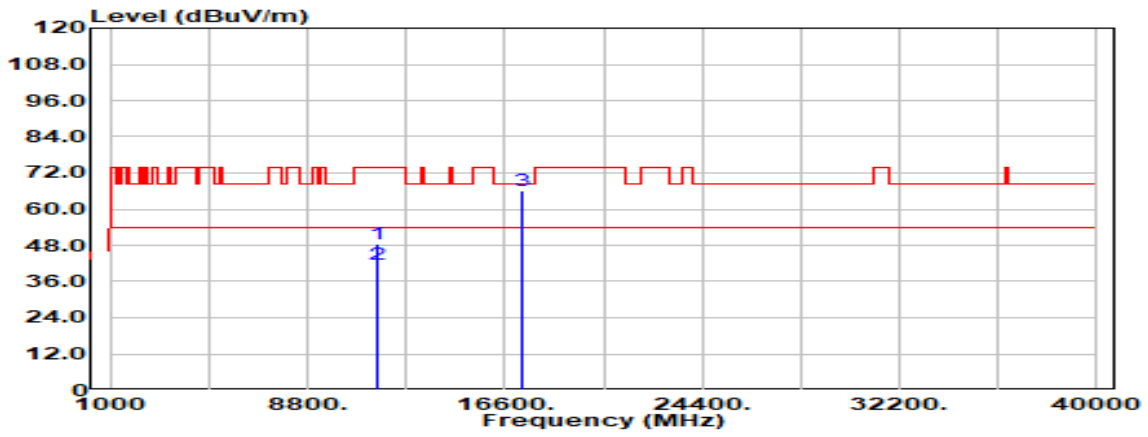


Freq. (MHz)	Detector Mode (PK/QP/AV)	Spectrum Reading Level (dBμV)	Factor (dB)	Actual FS (dBUV/m)	Limit @3m (dBUV/m)	Margin (dB)
11590.000	Peak	28.12	19.34	47.46	74.00	-26.54
11590.000	Average	22.50	19.34	41.84	54.00	-12.16
17385.000	Peak	29.70	35.37	65.06	68.20	-3.14
N/A						

Remark:

1. Measuring frequencies from 1 GHz to the 10th harmonic of highest fundamental frequency.

Test Mode	IEEE 802.11ac VHT80 / 5775 MHz	Temp/Hum	24.1(°C)/ 62%RH
Test Item	Harmonic	Test Date	August 11, 2022
Polarize	Vertical	Test Engineer	Ray Li
Detector	Peak / Average		

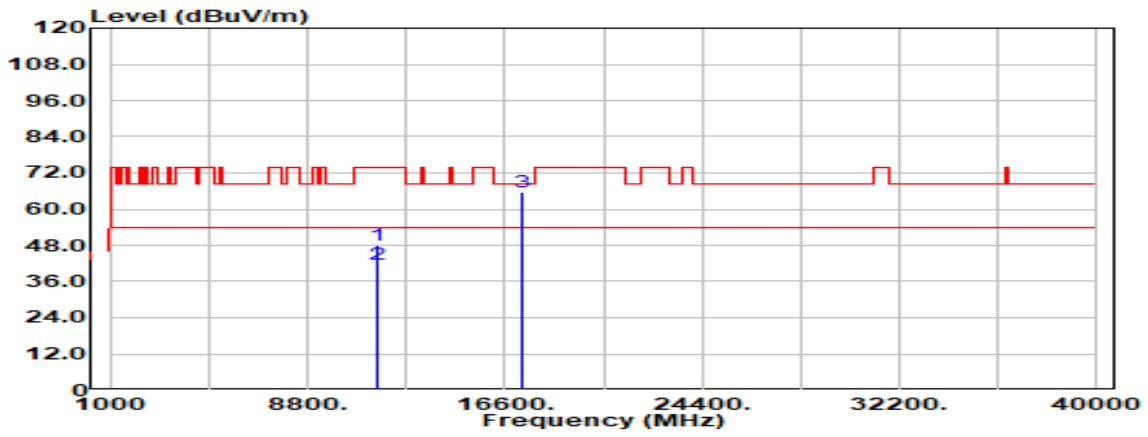


Freq. (MHz)	Detector Mode (PK/QP/AV)	Spectrum Reading Level (dBµV)	Factor (dB)	Actual FS (dBµV/m)	Limit @3m (dBµV/m)	Margin (dB)
11550.000	Peak	29.10	19.28	48.38	74.00	-25.62
11550.000	Average	22.22	19.28	41.50	54.00	-12.50
17325.000	Peak	30.46	35.59	66.05	68.20	-2.15
N/A						

Remark:

1. Measuring frequencies from 1 GHz to the 10th harmonic of highest fundamental frequency.

Test Mode	IEEE 802.11ac VHT80 / 5775 MHz	Temp/Hum	24.1(°C)/ 62%RH
Test Item	Harmonic	Test Date	August 11, 2022
Polarize	Horizontal	Test Engineer	Ray Li
Detector	Peak / Average		



Freq. (MHz)	Detector Mode (PK/QP/AV)	Spectrum Reading Level (dBµV)	Factor (dB)	Actual FS (dBµV/m)	Limit @3m (dBµV/m)	Margin (dB)
11550.000	Peak	28.80	19.28	48.08	74.00	-25.92
11550.000	Average	22.27	19.28	41.55	54.00	-12.45
17325.000	Peak	30.27	35.59	65.86	68.20	-2.34
N/A						

Remark:

1. Measuring frequencies from 1 GHz to the 10th harmonic of highest fundamental frequency.

4.6 DYNAMIC FREQUENCY SELECTION

4.6.1 Test Limit

FCC according to §15.407 (h), KDB 905462 D02 "compliance measurement procedures for unlicensed-national information infrastructure devices operating in the 5250-5350 MHz and 5470-5725 MHz bands incorporating dynamic frequency selection". and KDB 905462 D03 " U-NII client devices without radar detection capability.

Table 1: Applicability of DFS requirements prior to use of a channel

Requirement	Operational Mode		
	Master	Client (without radar detection)	Client(with radar detection)
Non-Occupancy Period	Yes	Not required	Yes
DFS Detection Threshold	Yes	Not required	Yes
Channel Availability Check Time	Yes	Not required	Not required
U-NII Detection Bandwidth	Yes	Not required	Yes

Table 2: Applicability of DFS requirements during normal operation

Requirement	Operational Mode	
	Master Device or Client with Radar Detection	Client Without Radar Detection
DFS Detection Threshold	Yes	Not required
Channel Closing Transmission Time	Yes	Yes
Channel Move Time	Yes	Yes
U-NII Detection Bandwidth	Yes	Not required

Additional requirements for devices with multiple bandwidth mods	Master Device or Client with Radar Detection	Client Without Radar Detection
U-NII Detection Bandwidth and Statistical Performance Check	All BW modes must be tested	Not required
Channel Move Time and Channel Closing Transmission Time	Test using widest BW mode available	Test using the widest BW mode available for the link
All other tests	Any single BW mode	Not required
<p>Note: Frequencies selected for statistical performance check (Section 7.8.4) should include several frequencies within the radar detection bandwidth and frequencies near the edge of the radar detection bandwidth. For 802.11 devices it is suggested to select frequencies in each of the bonded 20 MHz channels and the channel center frequency.</p>		

Table 3: Interference Threshold values, Master or Client incorporating In-Service

Maximum Transmit Power	Value (See Notes 1, 2, and 3)
EIRP ≥ 200 milliwatt	-64 dBm
EIRP < 200 milliwatt and power spectral density < 10 dBm/MHz	-62 dBm
EIRP < 200 milliwatt that do not meet the power spectral density requirement	-64 dBm

Note 1: This is the level at the input of the receiver assuming a 0 dBi receive antenna.

Note 2: Throughout these test procedures an additional 1 dB has been added to the amplitude of the test transmission waveforms to account for variations in measurement equipment. This will ensure that the test signal is at or above the detection threshold level to trigger a DFS response.

Note3: EIRP is based on the highest antenna gain. For MIMO devices refer to KDB Publication 662911 D01.

Table 4: DFS Response requirement values

Parameter	Value
Non-occupancy period	Minimum 30 minutes
Channel Availability Check Time	60 seconds
Channel Move Time	10 seconds See Note 1.
Channel Closing Transmission Time	200 milliseconds + an aggregate of 60 milliseconds over remaining 10 second period. See Notes 1 and 2.
U-NII Detection Bandwidth	Minimum 100% of the U-NII 99% transmission power bandwidth. See Note 3.

Note 1: Channel Move Time and the Channel Closing Transmission Time should be performed with Radar Type 0. The measurement timing begins at the end of the Radar Type 0 burst.

Note 2: The Channel Closing Transmission Time is comprised of 200 milliseconds starting at the beginning of the Channel Move Time plus any additional intermittent control signals required to facilitate a Channel move (an aggregate of 60 milliseconds) during the remainder of the 10 second period. The aggregate duration of control signals will not count quiet periods in between transmissions.

Note 3: During the U-NII Detection Bandwidth detection test, radar type 0 should be used. For each frequency step the minimum percentage of detection is 90 percent. Measurements are performed with no data traffic.

Table 5 – Short Pulse Radar Test Waveforms

Radar Type	Pulse Width (μsec)	PRI (μsec)	Number of Pulses	Minimum Percentage of Successful Detection	Minimum Number of Trials
0	1	1428	18	See Note 1	
1	1	Test A: 15 unique PRI values randomly selected from the list of 23 PRI values in Table 5a	$\text{Roundup} \left\{ \left(\frac{1}{360} \right) \cdot \left(\frac{19 \cdot 10^6}{\text{PRI}_{\mu\text{sec}}} \right) \right\}$	60%	30
		Test B: 15 unique PRI values randomly selected within the range of 518-3066 μsec, with a minimum increment of 1 μsec, excluding PRI values selected in Test A			
2	1-5	150-230	23-29	60%	30
3	6-10	200-500	16-18	60%	30
4	11-20	200-500	12-16	60%	30
Aggregate (Radar Types 1-4)				80%	120
Note 1: Short Pulse Radar Type 0 should be used for the detection bandwidth test, channel move time, and channel closing time tests.					

Table 6 – Long Pulse Radar Test Signal

Radar Type	Pulse Width (μsec)	Chirp Width (MHz)	PRI (μsec)	Number of Pulses per Burst	Number of Bursts	Minimum Percentage of Successful Detection	Minimum Number of Trials
5	50-100	5-20	1000-2000	1-3	8-20	80%	30

Table 7 – Frequency Hopping Radar Test Signal

Radar Type	Pulse Width (μsec)	PRI (μsec)	Pulses per Hop	Hopping Rate (kHz)	Hopping Sequence Length (msec)	Minimum Percentage of Successful Detection	Minimum Number of Trials
6	1	333	9	0.333	300	70%	30

4.6.2 Test Procedure

Overview Of EUT With Respect To §15.407 (H) Requirements

The firmware installed in the EUT during testing was:

Firmware Rev: evk_8mm-userdebug 9 PQZA 190405.003 eng aim3.20220729 123808 dev-keys

The EUT operates over the 5250-5350 MHz range as a Client Device that does not have radar detection capability.

The EUT uses one transmitter connected to two 50-ohm coaxial antenna ports via a diversity switch. Only one antenna port is connected to the test system since the EUT has one antenna only.

The Slave device associated with the EUT during these tests does not have radar detection capability.

WLAN traffic is generated by streaming the video file TestFile.mp2 “6 ½ Magic Hours” from the Master to the Slave in full motion video mode using the media player with the V2.61 Codec package.

The EUT utilizes the 802.11a architecture, with a nominal channel bandwidth of 20 MHz.

The rated output power of the Master unit is < 23dBm (EIRP). Therefore the required interference threshold level is -62 dBm. After correction for antenna gain and procedural adjustments, the required conducted threshold at the antenna port is $-62 + 5 = -57$ dBm.

The calibrated conducted DFS Detection Threshold level is set to -57 dBm. The tested level is lower than the required level hence it provides margin to the limit.

Manufacturer’s Statement Regarding Uniform Channel Spreading

The end product implements an automatic channel selection feature at startup such that operation commences on channels distributed across the entire set of allowed 5GHz channels. This feature will ensure uniform spreading is achieved while avoiding non-allowed channels due to prior radar events.

TEST AND MEASUREMENT SYSTEM

System Overview

The measurement system is based on a conducted test method.

The short pulse and long pulse signal generating system utilizes the NTIA software. The Vector Signal Generator has been validated by the NTIA. The hopping signal generating system utilizes the CCS simulated hopping method and system, which has been validated by the DoD, FCC and NTIA. The software selects waveform parameters from within the bounds of the signal type on a random basis using uniform distribution.

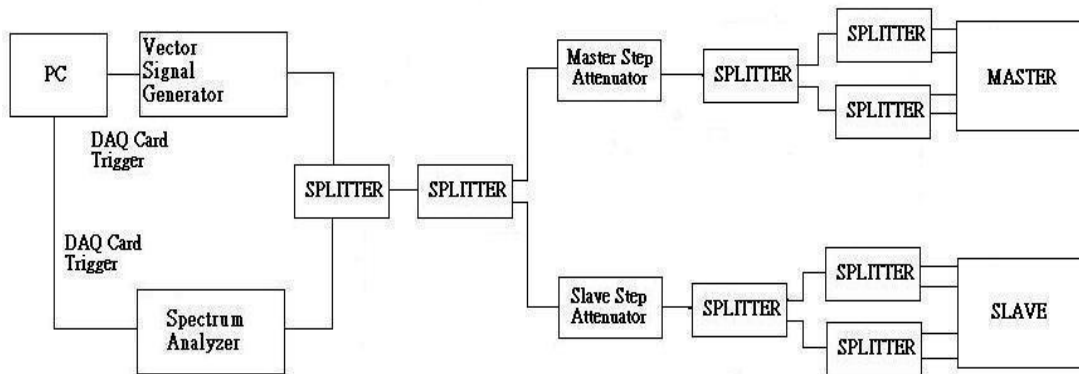
The short pulse types 2, 3 and 4, and the long pulse type 5 parameters are randomized at run-time.

The hopping type 6 pulse parameters are fixed while the hopping sequence is based on the August 2005 NTIA Hopping Frequency List. The initial starting point randomized at run-time and each subsequent starting point is incremented by 475. Each frequency in the 100-length segment is compared to the boundaries of the EUT Detection Bandwidth and the software creates a hopping burst pattern in accordance with Section 7.4.1.3 Method #2 Simulated Frequency Hopping Radar Waveform Generating Subsystem of FCC 06-96 APPENDIX. The frequency of the signal generator is incremented in 1 MHz steps from FL to FH for each successive trial. This incremental sequence is repeated as required to generate a minimum of 30 total trials and to maintain a uniform frequency distribution over the entire Detection Bandwidth.

The signal monitoring equipment consists of a spectrum analyzer set to display 8001 bins on the horizontal axis. The time-domain resolution is 2 msec / bin with a 16 second sweep time, meeting the 10 second short pulse reporting criteria. The aggregate ON time is calculated by multiplying the number of bins above a threshold during a particular observation period by the dwell time per bin, with the analyzer set to peak detection and max hold. The time-domain resolution is 3 msec / bin with a 24 second sweep time, meeting the 22 second long pulse reporting criteria and allowing a minimum of 10 seconds after the end of the long pulse waveform.

Should multiple RF ports be utilized for the Master and/or Slave devices (for example, for diversity or MIMO implementations), 50 ohm termination would be removed from the splitter so that connection can be established between splitter and the Master and/or Slave devices.

Conducted Method System Block Diagram



System Calibration

Connect the spectrum analyzer to the test system in place of the master device. Set the signal generator to CW mode. Adjust the amplitude of the signal generator to yield a measured level of -62 dBm on the spectrum analyzer.

Without changing any of the instrument settings, reconnect the spectrum analyzer to the Common port of the Spectrum Analyzer Combiner/Divider and connect a 50 ohm load to the Master Device port of the test system.

Measure the amplitude and calculate the difference from -62 dBm. Adjust the Reference Level Offset of the spectrum analyzer to this difference. Confirm that the signal is displayed at -62 dBm. Readjust the RBW and VBW to 3 MHz, set the span to 10 MHz, and confirm that the signal is still displayed at -62 dBm.

The spectrum analyzer displays the level of the signal generator as received at the antenna ports of the Master Device. The interference detection threshold may be varied from the calibrated value of -62 dBm and the spectrum analyzer will still indicate the level as received by the Master Device.

Set the signal generator to produce a radar waveform, trigger a burst manually and measure the level on the spectrum analyzer. Readjust the amplitude of the signal generator as required so that the peak level of the waveform is at a displayed level equal to the required or desired interference detection threshold. Separate signal generator amplitude settings are determined as required for each radar type.

Adjustment Of Displayed Traffic Level

Establish a link between the Master and Slave, adjusting the Link Step Attenuator as needed to provide a suitable received level at the Master and Slave devices. Stream the video test file to generate WLAN traffic. Confirm that the WLAN traffic level, as displayed on the spectrum analyzer, is at lower amplitude than the radar detection threshold. Confirm that the displayed traffic is from the Master Device. For Master Device testing confirm that the displayed traffic does not include Slave Device traffic. For Slave Device testing confirm that the displayed traffic does not include Master Device traffic.

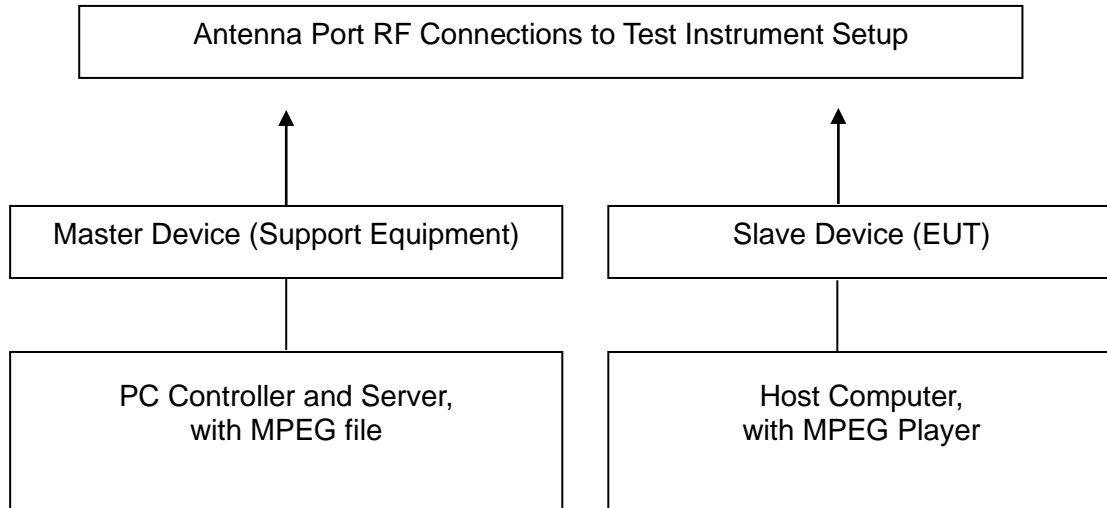
If a different setting of the Master Step Attenuator is required to meet the above conditions, perform a new System Calibration for the new Master Step Attenuator setting.

Channel Loading

System testing will be performed with channel-loading using means appropriate to the data types that are used by the unlicensed device. The following requirements apply:

- a) The data file must be of a type that is typical for the device (i.e., MPEG-2, MPEG-4, WAV, MP3, MP4, AVI, etc.) and must generally be transmitting in a streaming mode.
- b) Software to ping the client is permitted to simulate data transfer but must have random ping intervals.
- c) Timing plots are required with calculations demonstrating a minimum channel loading of approximately 17% or greater. For example, channel loading can be estimated by setting the spectrum analyzer for zero span and approximate the Time On/ (Time On + Off Time). This can be done with any appropriate channel BW and modulation type.
- d) Unicast or Multicast protocols are preferable but other protocols may be used. The appropriate protocol used must be described in the test procedures.

4.6.3 Test Setup



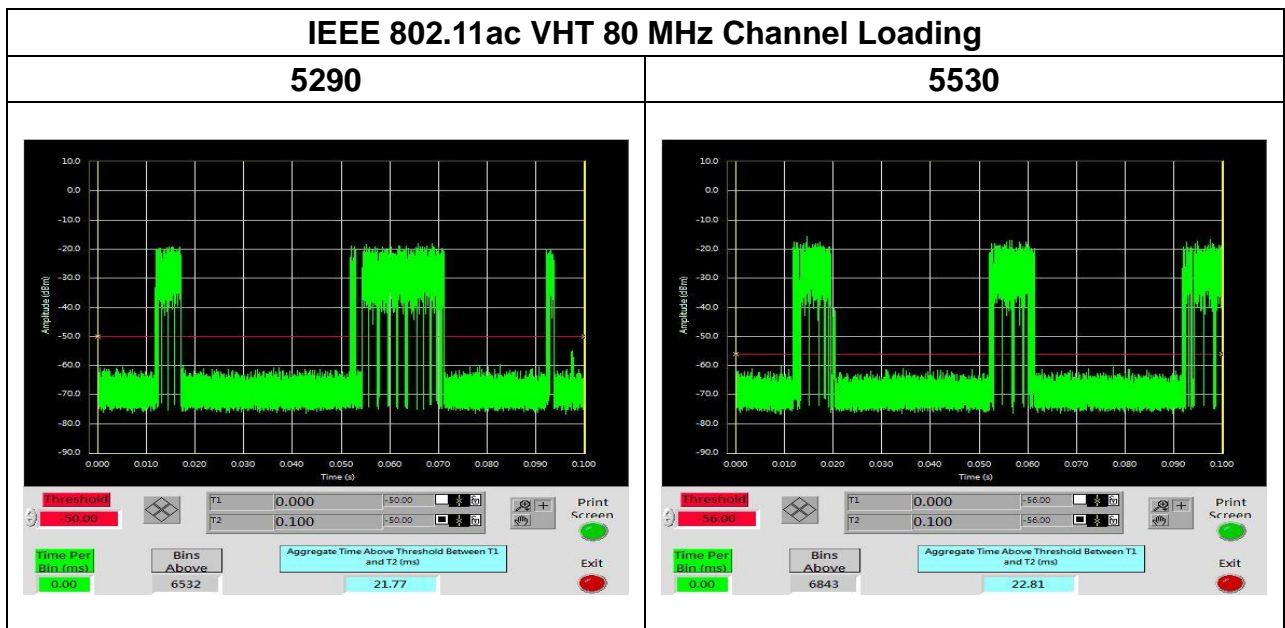
4.6.4 Test Result

Temperature: 21.9°C

Test date: August 4, 2022

Humidity: 63% RH

Tested by: Jerry Chang

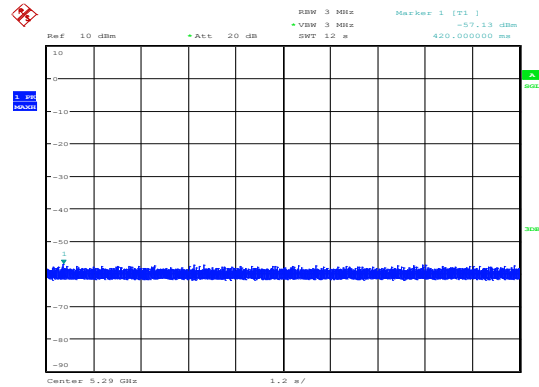


Note: During the monitoring period of 100ms, the packet flow exceeds 17%

U-NII-2a

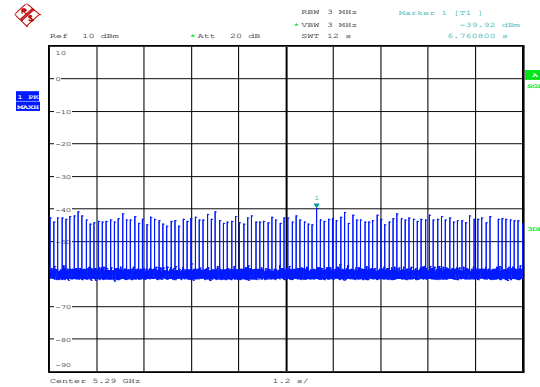
IEEE 802.11ac VHT80 at 5290 MHz

Noise Floor



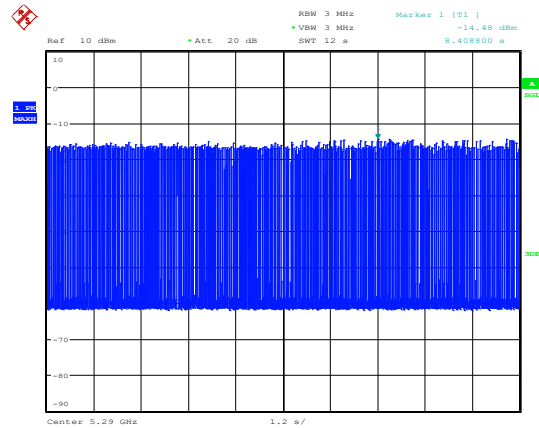
Date: 4.AUG.2022 11:35:53

Companion Level (Master Level)



Date: 4.AUG.2022 12:50:50

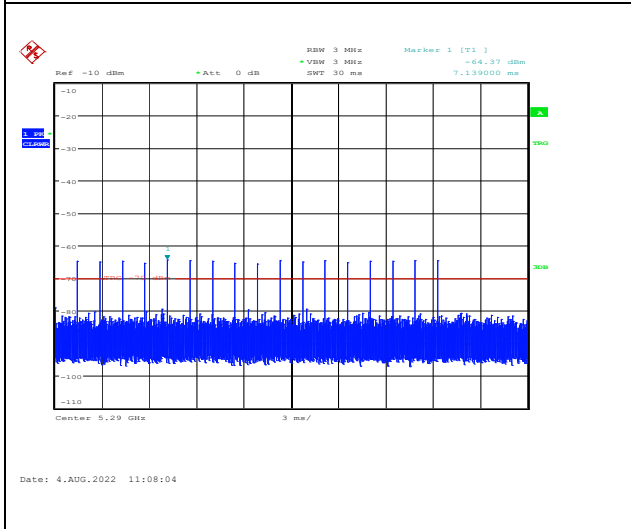
EUT Level (Slave Level)



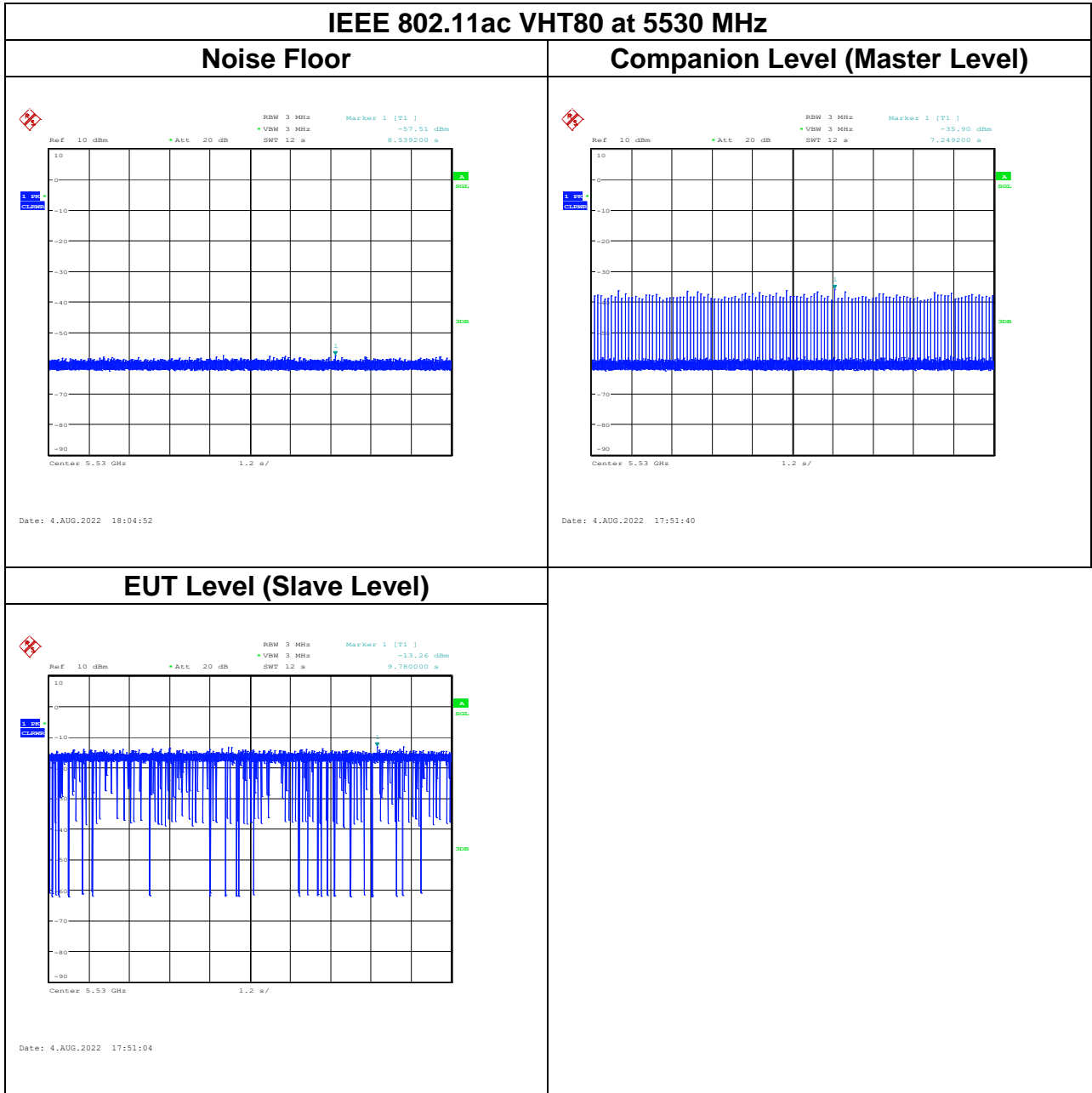
Date: 4.AUG.2022 12:50:07

Radar Waveforms

Sample of short Pluse Radar Type 0

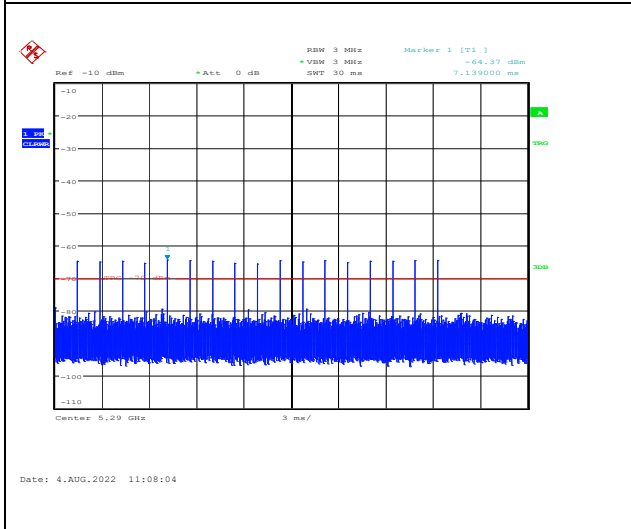


U-NII-2c



Radar Waveforms

Sample of short Pluse Radar Type 0



Report No.: TMWK2207002920KR

TEST CHANNEL AND METHOD

All tests were performed at a channel center frequency of 5290 and 5310 MHz utilizing a conducted test method.

CHANNEL MOVE TIME AND CHANNEL CLOSING TRANSMISSION TIME

GENERAL REPORTING NOTES

The reference marker is set at the end of last radar pulse.

The delta marker is set at the end of the last WLAN transmission following the radar pulse. This delta is the channel move time.

The aggregate channel closing transmission time is calculated as follows:

Aggregate Transmission Time =

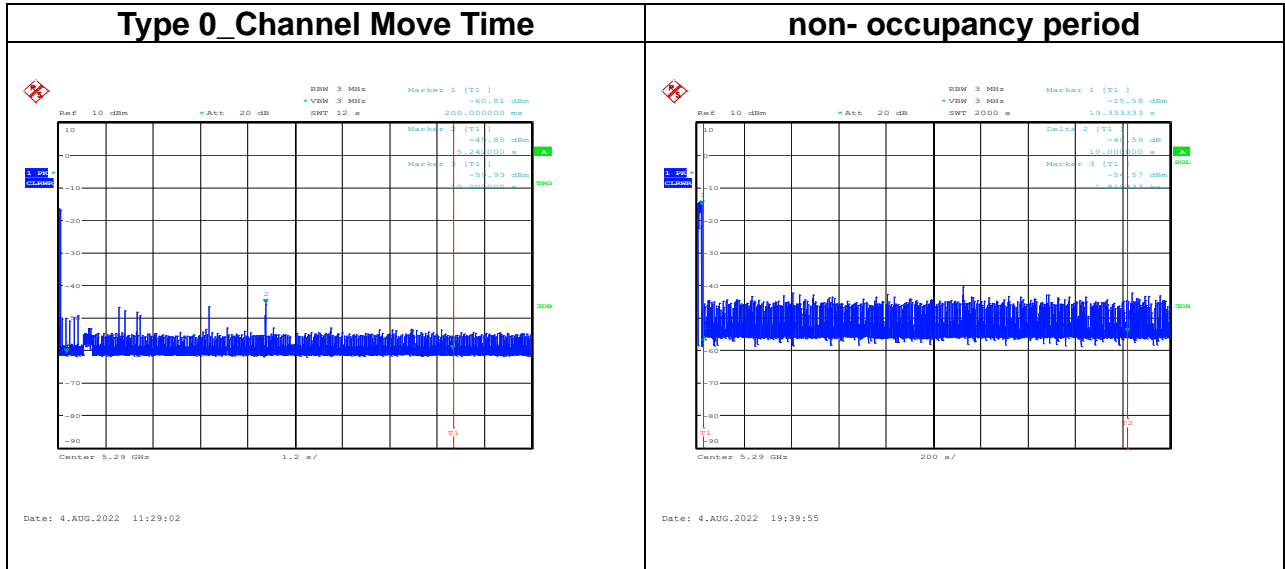
(Number of analyzer bins showing transmission) * (dwell time per bin)

The observation period over which the aggregate time is calculated

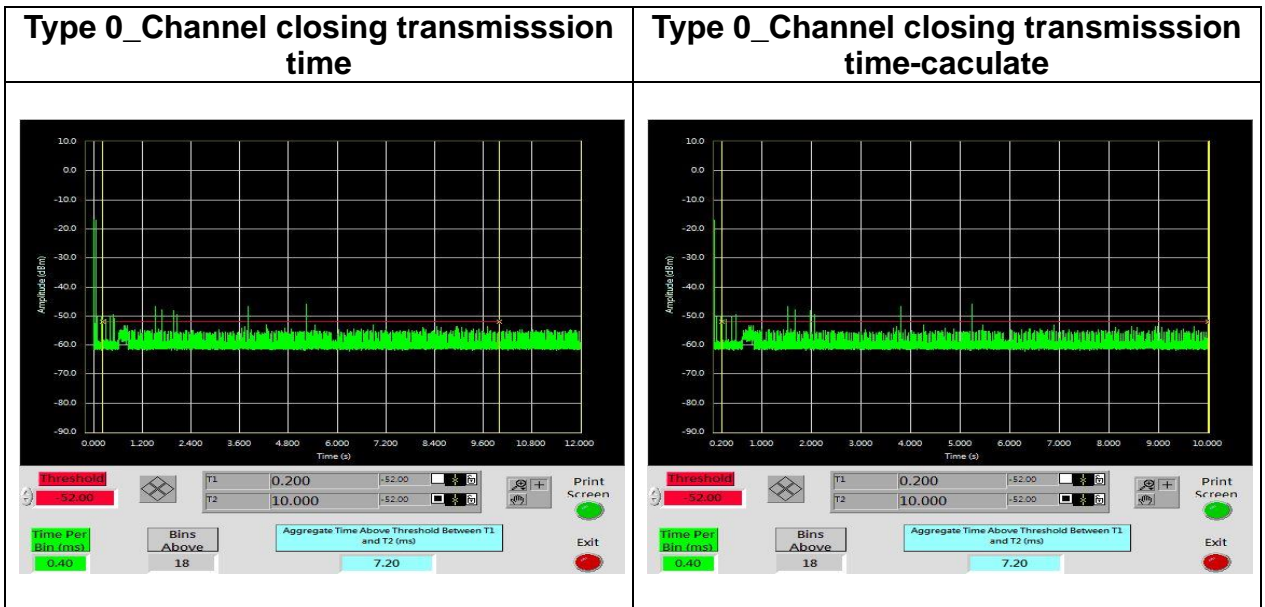
Begins at (Reference Marker + 200 msec) and

Ends no earlier than (Reference Marker + 10 sec).

IEEE 802.11ac VHT 80 at 5290 MHz

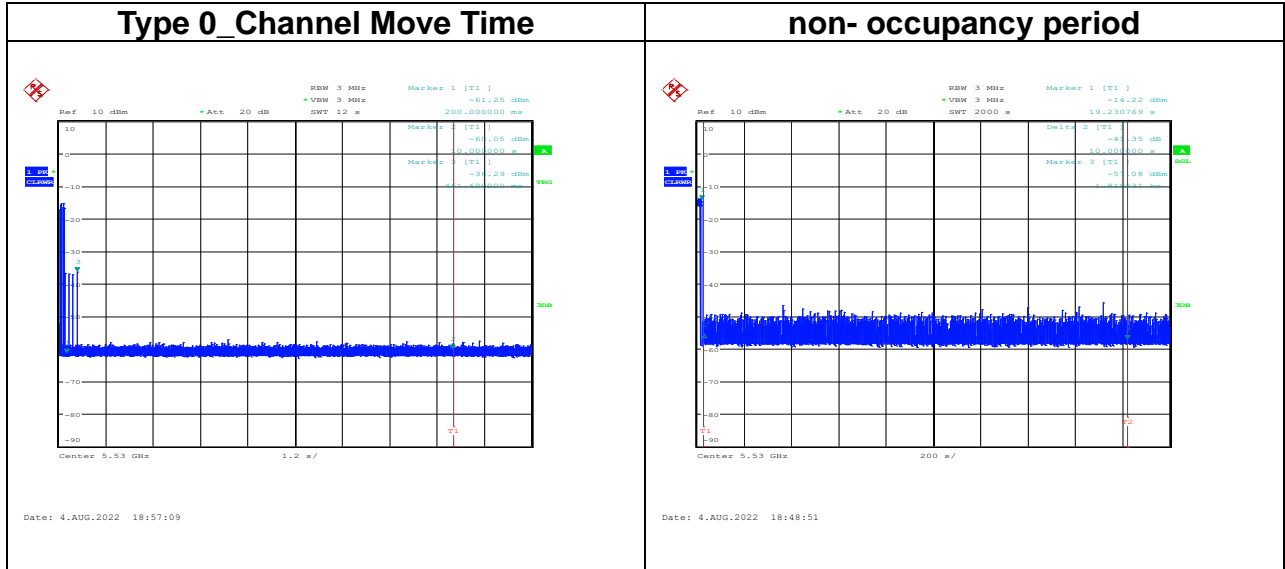


Channel Move Time (s)	Limit (s)
0.5242	10

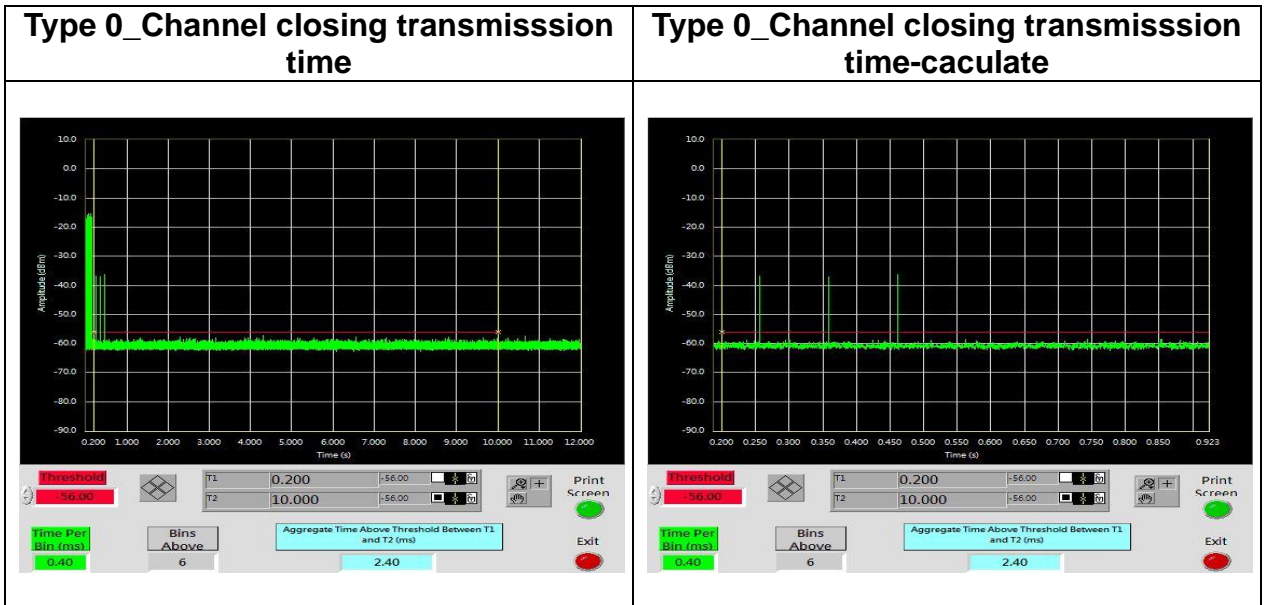


Aggregate Transmission Time (ms)	Limit (ms)	Margin (ms)
7.20	60	-52.8

IEEE 802.11ac VHT 80 at 5530 MHz



Channel Move Time (s)	Limit (s)
0.4616	10



Aggregate Transmission Time (ms)	Limit (ms)	Margin (ms)
2.40	60	-57.6

-- End of Test Report --