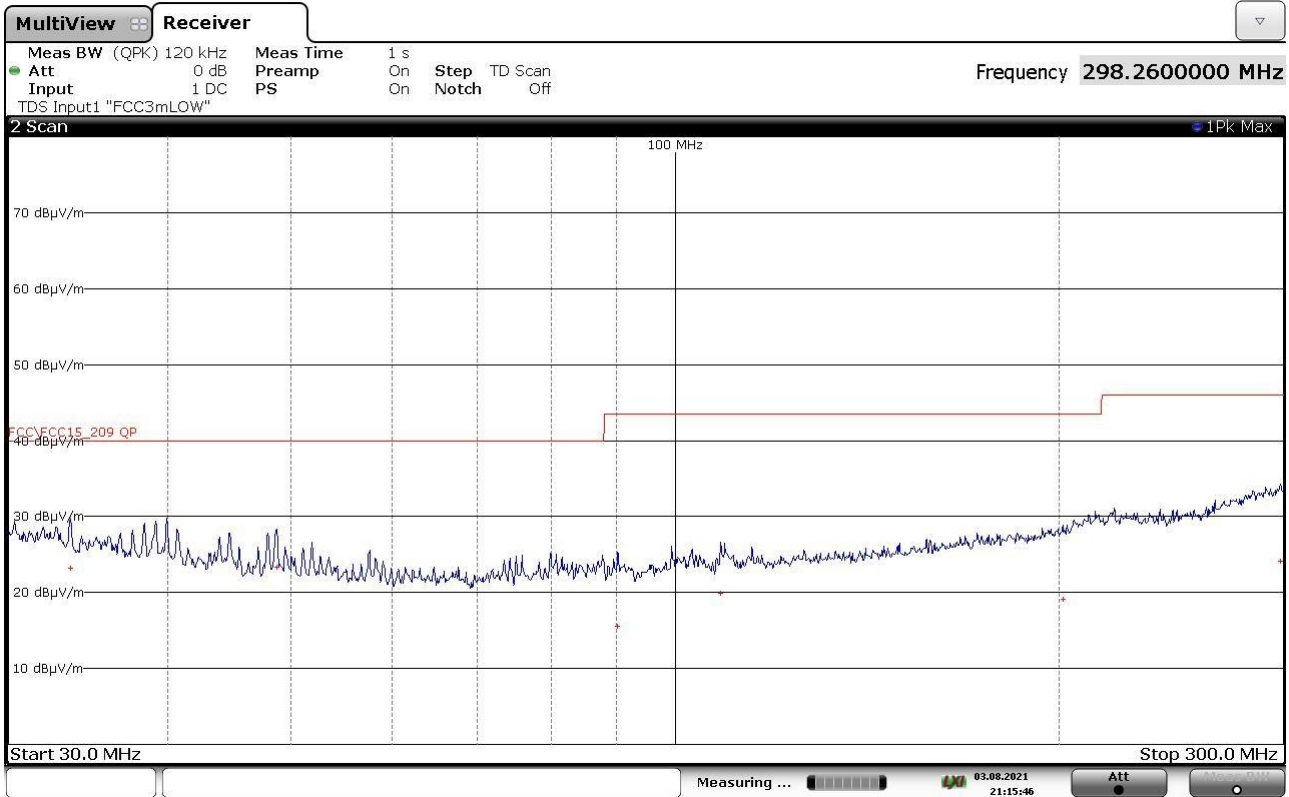


De Rosso 21184003G vert 10m wc mod 6

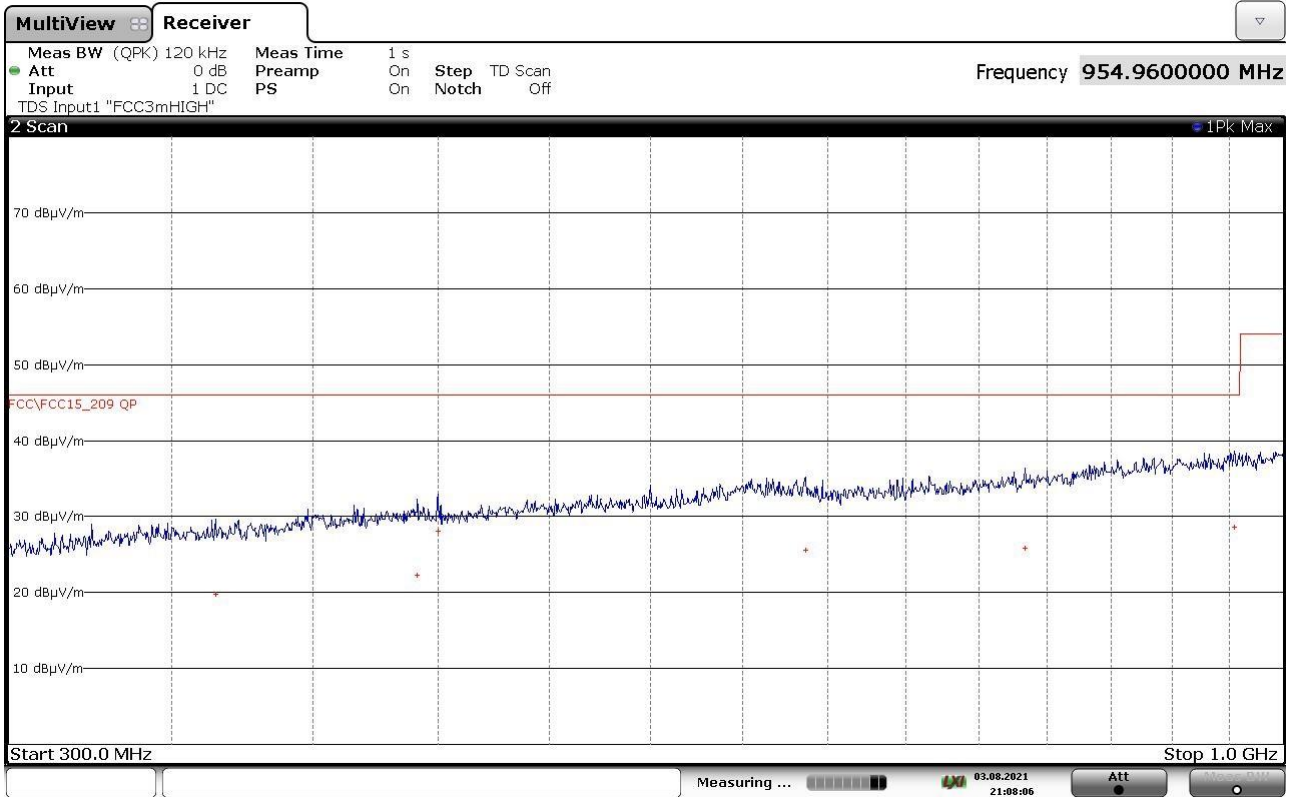


FINAL RESULT TABLE

QUASI PEAK		
Freq Hz	Lev dBuV/m	Margin dB
33540000	+23,19	-16,81
48690000	+23,32	-16,68
90180000	+15,58	-27,94
108600000	+19,84	-23,68
201390000	+19,13	-24,39
298260000	+24,18	-21,84

21184003_2

De Rosso 21184004G horiz 10m wc mod G

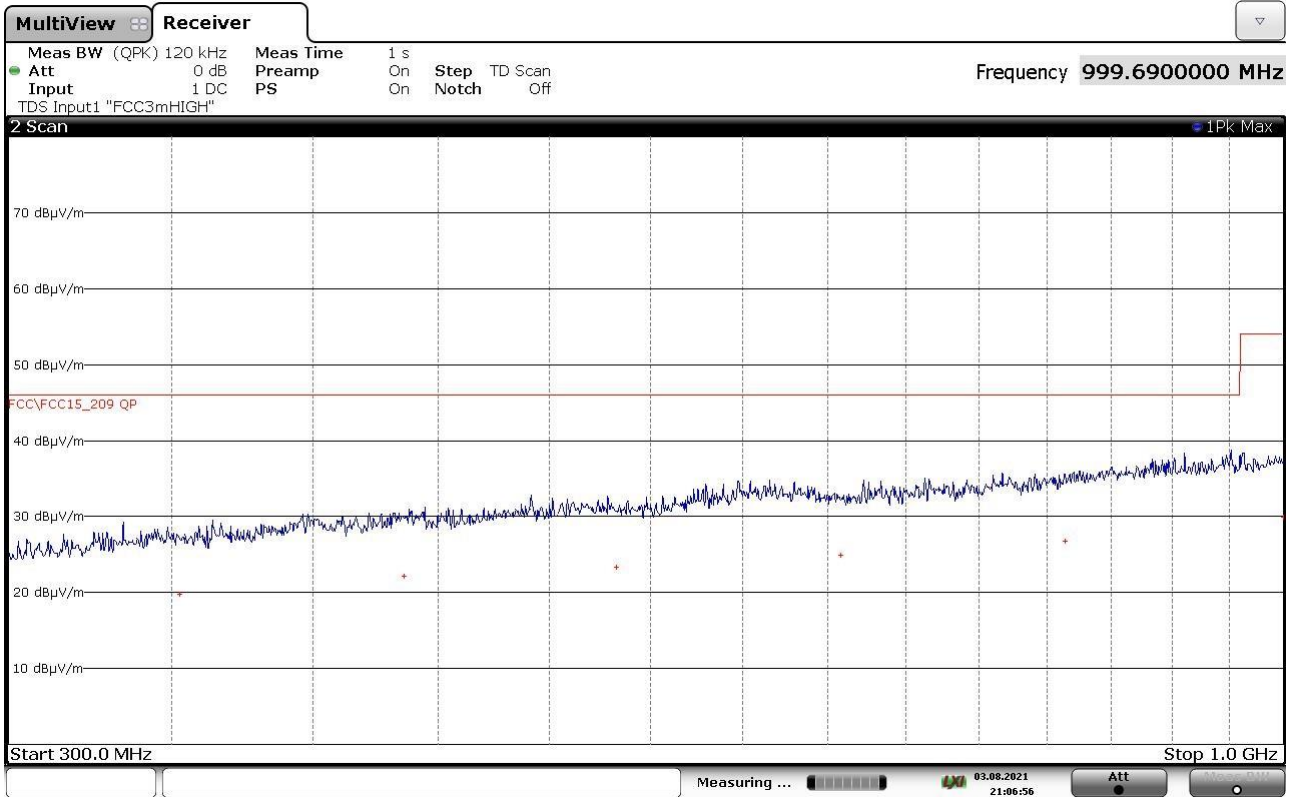


FINAL RESULT TABLE

QUASI PEAK		
Freq Hz	Lev dBuV/m	Margin dB
364800000	+19,80	-26,22
441360000	+22,27	-23,75
449970000	+28,13	-17,89
636630000	+25,59	-20,43
783570000	+25,89	-20,13
954960000	+28,62	-17,40

21184004_2

De Rosso 211840056 vert 10m wc mod 6

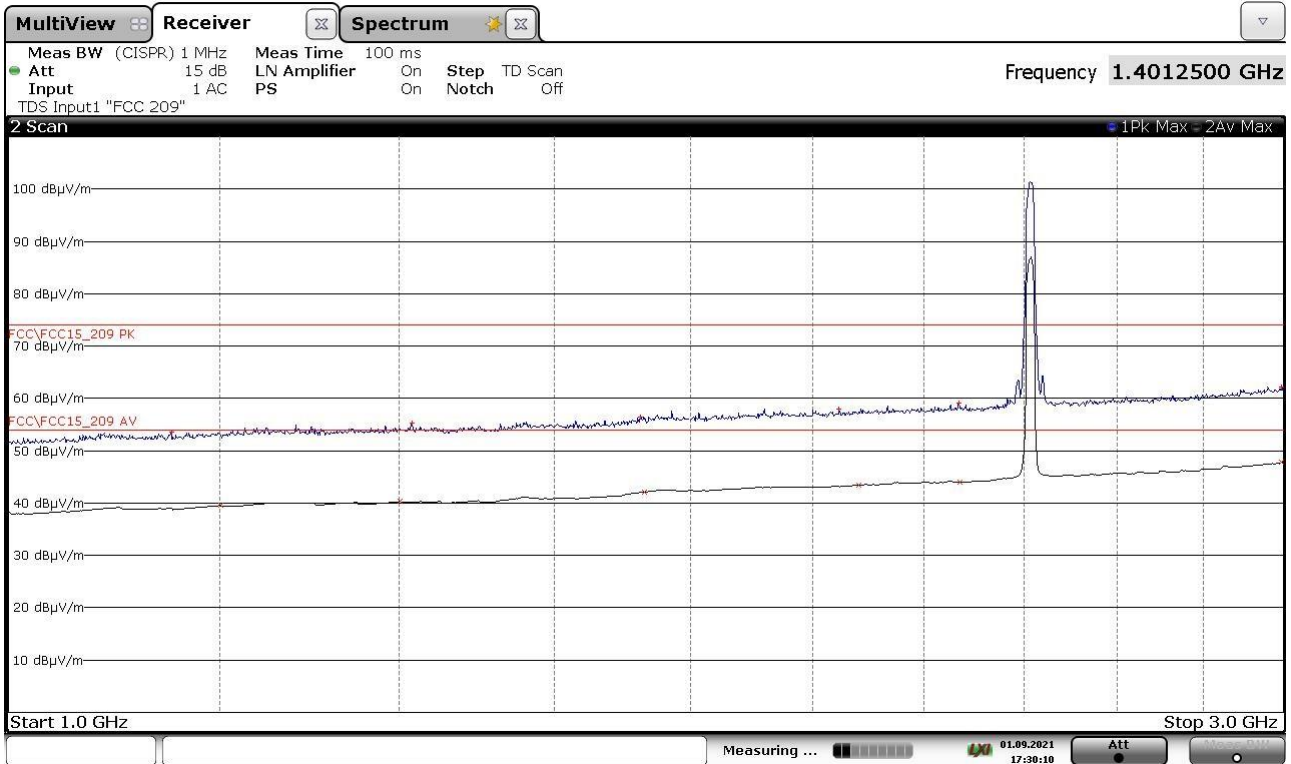


FINAL RESULT TABLE

QUASI PEAK		
Freq Hz	Lev dBuV/m	Margin dB
352680000	+19,81	-26,21
435840000	+22,09	-23,93
532710000	+23,33	-22,69
658620000	+24,95	-21,07
814050000	+26,72	-19,30
999690000	+29,91	-24,07

21184005_2

De Rosso 21184006G horiz 3m ch1 mod G

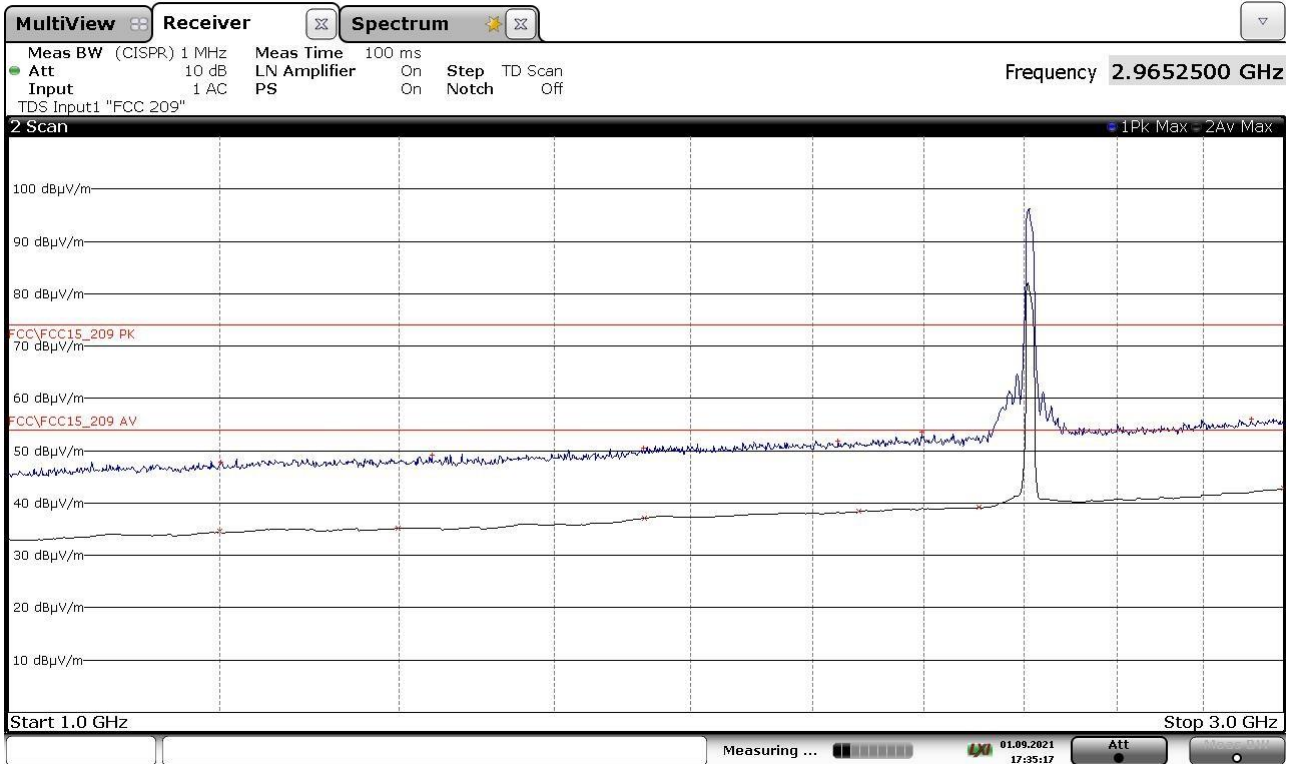


FINAL RESULT TABLE

MAX PEAK			AVERAGE		
Freq Hz	Lev dBuV/m	Margin dB	Freq Hz	Lev dBuV/m	Margin dB
1150750000	+53,57	-20,41	1200500000	+39,58	-14,40
1415500000	+55,20	-18,78	1400750000	+40,30	-13,68
1724000000	+56,49	-17,49	1730250000	+42,12	-11,86
2044750000	+57,98	-16,00	2080000000	+43,39	-10,59
2267500000	+59,19	-14,79	2269250000	+44,06	-9,92
2996000000	+62,11	-11,87	2996000000	+47,78	-6,20

21184006_2

De Rosso 211840076 vert 3m ch1 mod 6

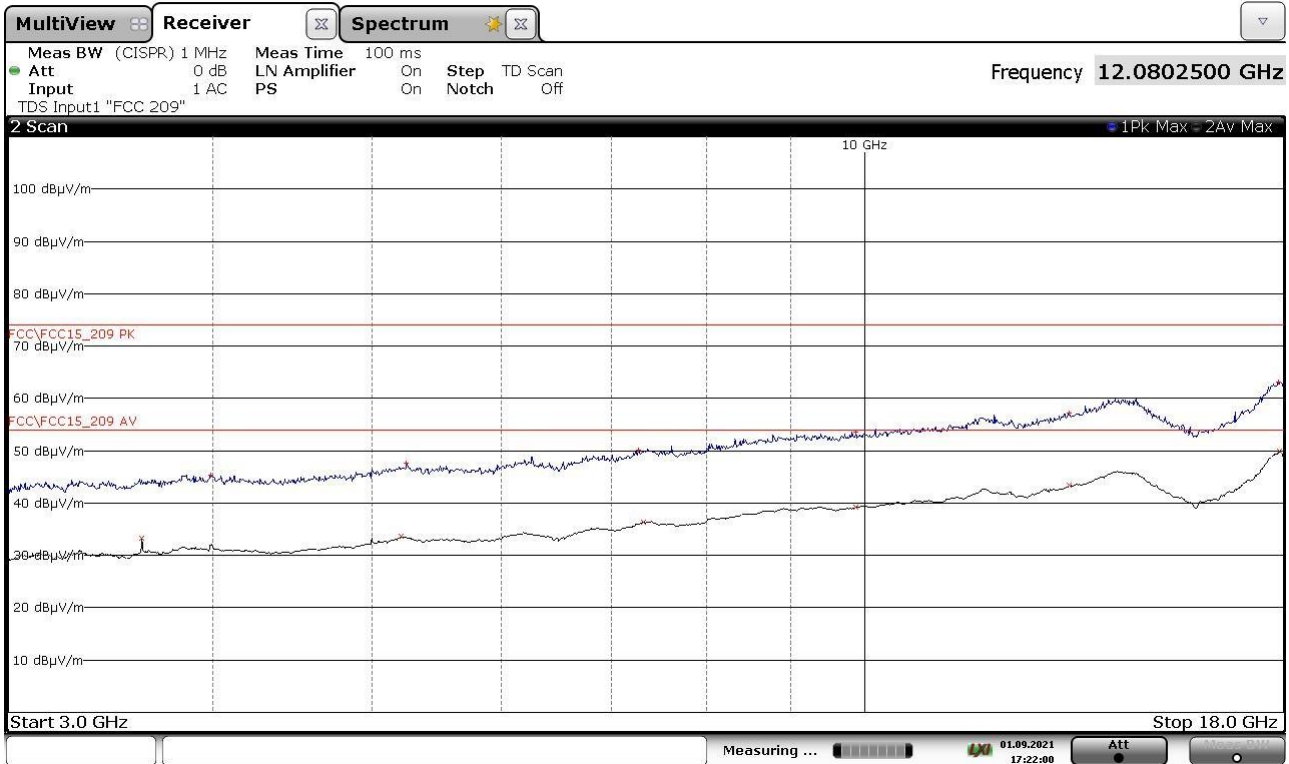


FINAL RESULT TABLE

MAX PEAK			AVERAGE		
Freq Hz	Lev dBuV/m	Margin dB	Freq Hz	Lev dBuV/m	Margin dB
1200500000	+47,85	-26,13	1200000000	+34,57	-19,41
1440500000	+49,20	-24,78	1399500000	+35,25	-18,73
1728750000	+50,59	-23,39	1730000000	+37,14	-16,84
2044000000	+51,78	-22,20	2080000000	+38,38	-15,60
2197250000	+53,59	-20,39	2306750000	+39,17	-14,81
2918000000	+56,03	-17,95	2999750000	+42,76	-11,22

21184007_2

De Rosso 21184008G horiz 3m ch1 mod 9

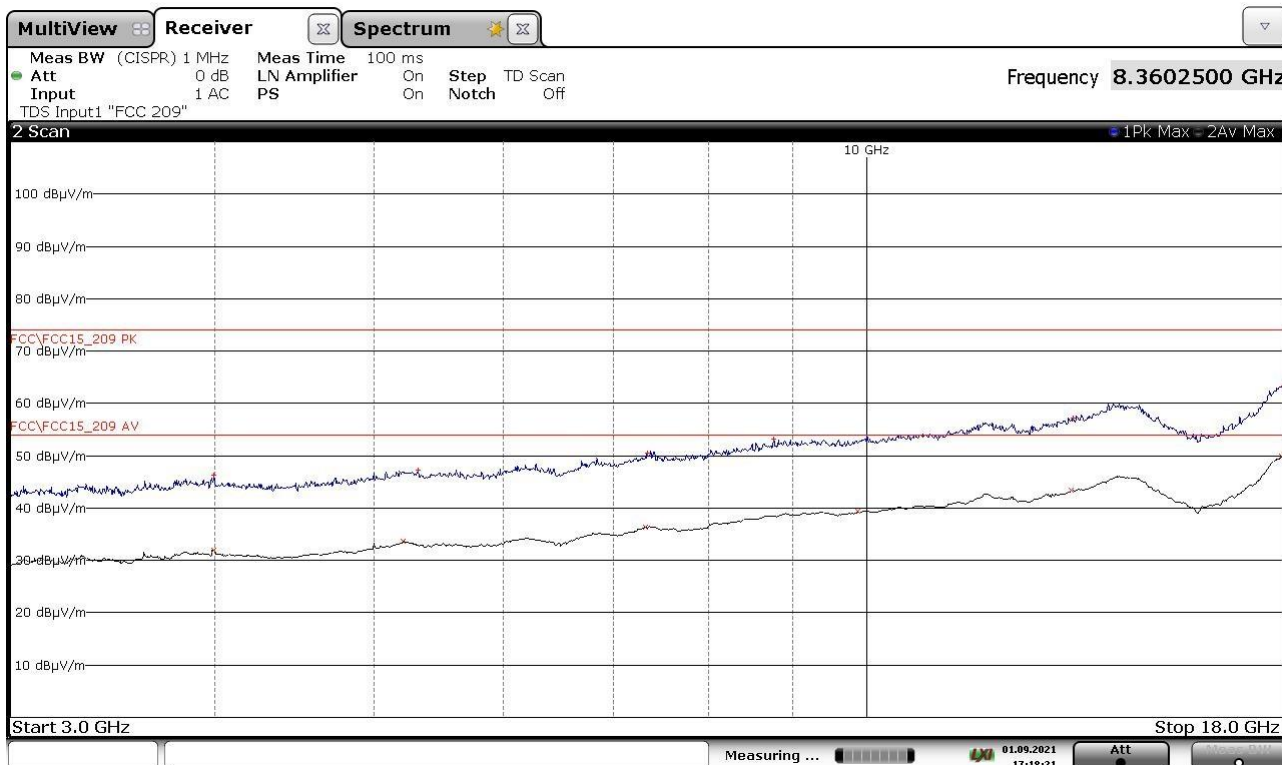


FINAL RESULT TABLE

MAX PEAK			AVERAGE		
Freq Hz	Lev dBuV/m	Margin dB	Freq Hz	Lev dBuV/m	Margin dB
3985000000	+45,42	-28,56	3618000000	+33,38	-20,60
5249250000	+47,63	-26,35	5211750000	+33,60	-20,38
7270750000	+50,03	-23,95	7323750000	+36,37	-17,61
9871750000	+53,66	-20,32	9871250000	+39,31	-14,67
13313250000	+57,19	-16,79	13311750000	+43,45	-10,53
17869000000	+63,16	-10,82	17910000000	+49,88	-4,10

21184008_2

De Rosso 21184009G vert 3m chi mod G

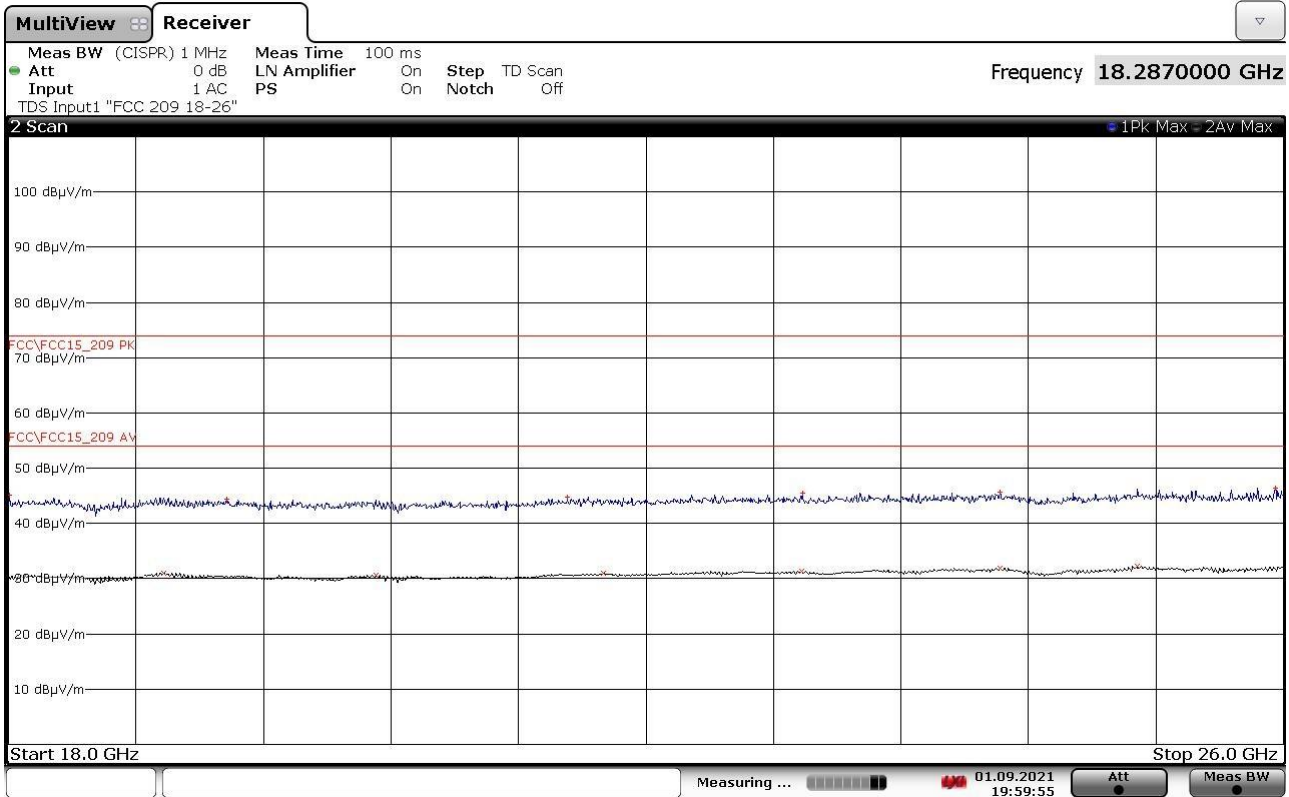


FINAL RESULT TABLE

MAX PEAK			AVERAGE		
Freq Hz	Lev dBuV/m	Margin dB	Freq Hz	Lev dBuV/m	Margin dB
3994000000	+46,22	-27,76	3992500000	+32,04	-21,94
5318750000	+47,18	-26,80	5212250000	+33,61	-20,37
7338250000	+50,55	-23,43	7322000000	+36,37	-17,61
8769750000	+53,20	-20,78	9870750000	+39,34	-14,64
13348250000	+57,23	-16,75	13311750000	+43,45	-10,53
17957500000	+63,38	-10,60	17909250000	+49,91	-4,07

21184009_2

De Rosso 21184010G horiz 3m chl mod G

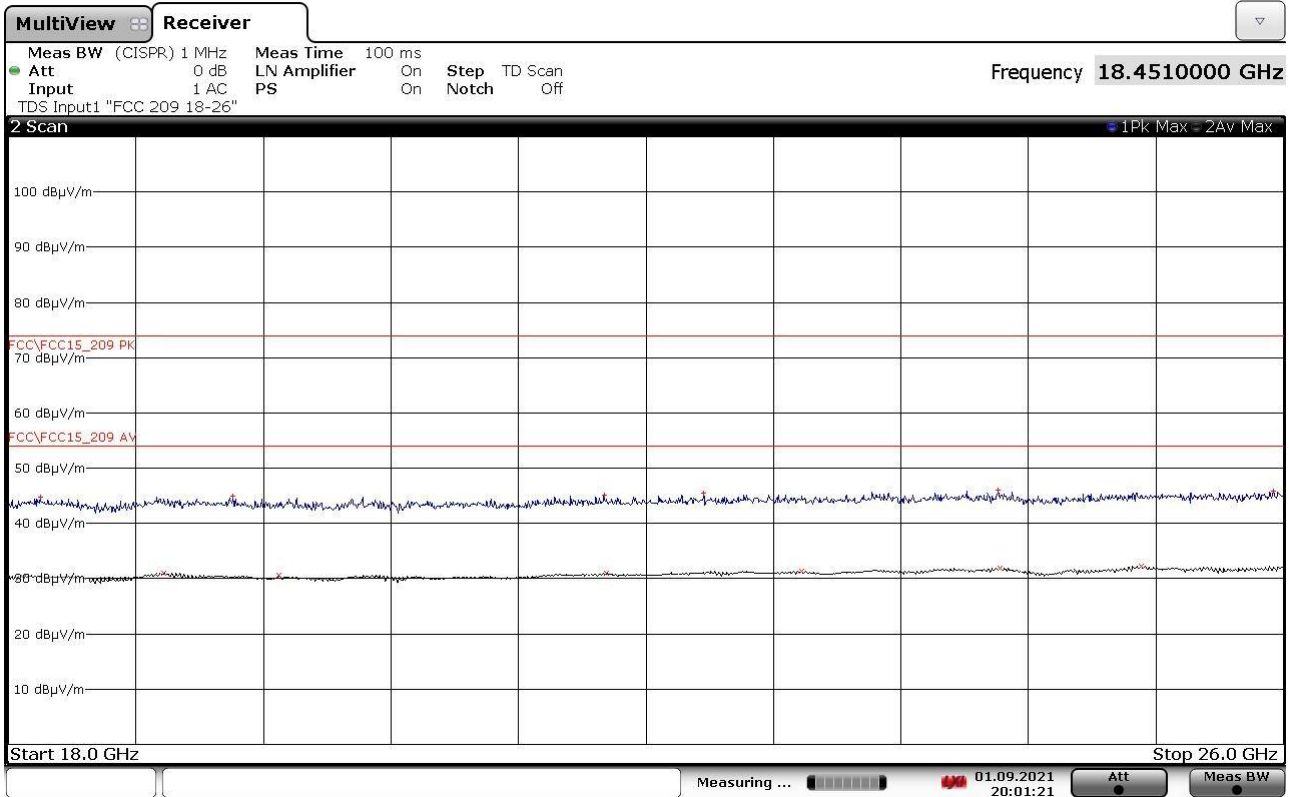


FINAL RESULT TABLE

MAX PEAK			AVERAGE		
Freq Hz	Lev dBuV/m	Margin dB	Freq Hz	Lev dBuV/m	Margin dB
18006500000	+45,05	-28,93	18973500000	+31,04	-22,94
19368250000	+44,38	-29,60	20305750000	+30,67	-23,31
21507000000	+44,77	-29,21	21735750000	+30,95	-23,03
22983000000	+45,47	-28,51	22976750000	+31,37	-22,61
24222000000	+45,63	-28,35	24222000000	+31,95	-22,03
25952250000	+46,37	-27,61	25080250000	+32,27	-21,71

21184010_2

De Rosso 21184011G vert 3m chl mod G

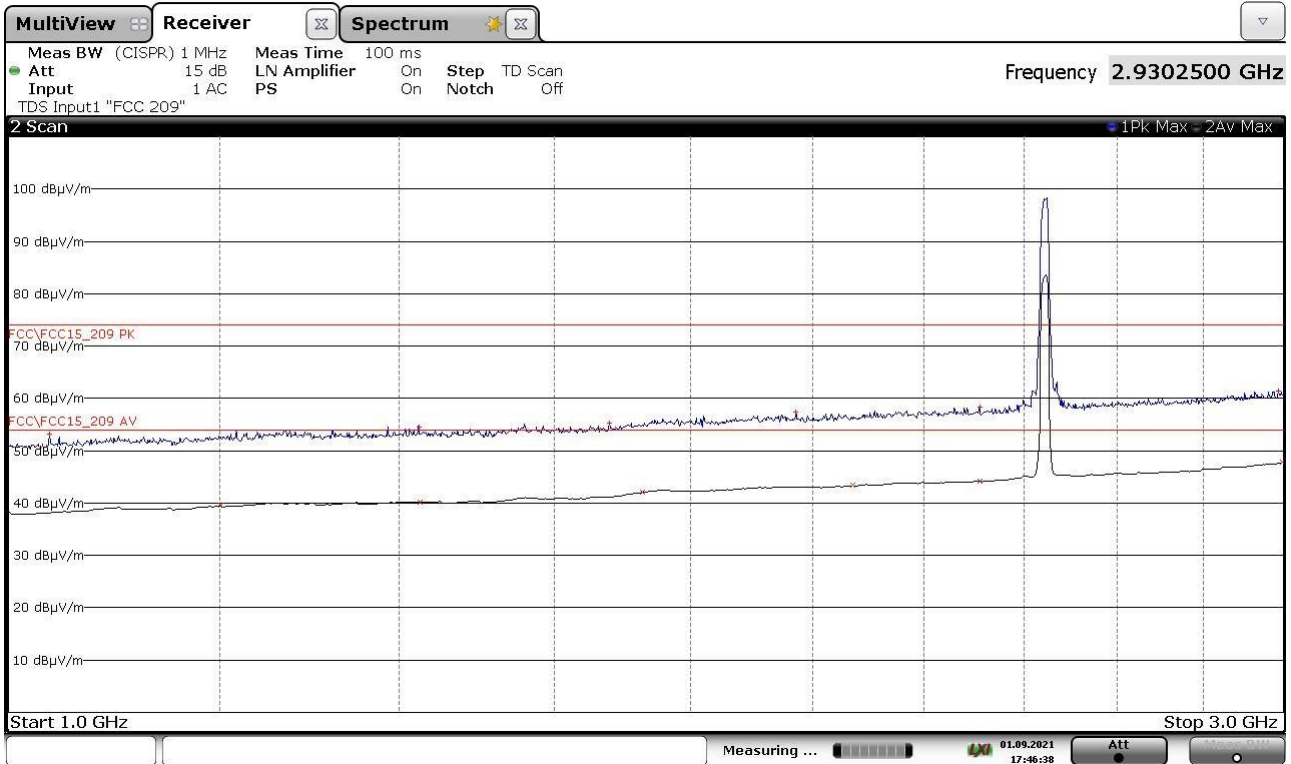


FINAL RESULT TABLE

MAX PEAK			AVERAGE		
Freq Hz	Lev dBuV/m	Margin dB	Freq Hz	Lev dBuV/m	Margin dB
18199500000	+44,76	-29,22	18973500000	+31,02	-22,96
19406250000	+44,98	-29,00	19696250000	+30,66	-23,32
21736500000	+45,14	-28,84	21754750000	+30,95	-23,03
22363500000	+45,41	-28,57	22976000000	+31,36	-22,62
24209000000	+46,02	-27,96	24221500000	+31,96	-22,02
25936250000	+45,91	-28,07	25106250000	+32,30	-21,68

21184011_2

De Rosso 21184012G horiz 3m ch7 mod 6

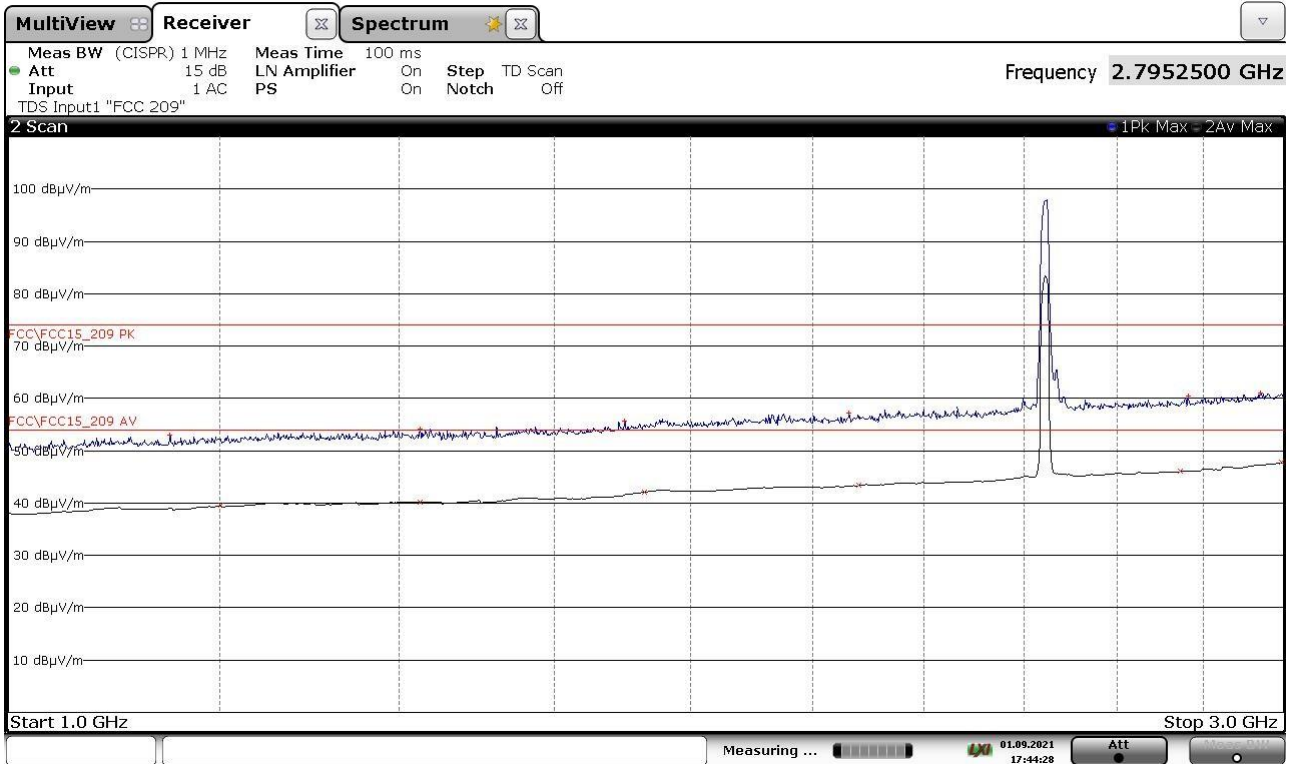


FINAL RESULT TABLE

MAX PEAK			AVERAGE		
Freq Hz	Lev dBuV/m	Margin dB	Freq Hz	Lev dBuV/m	Margin dB
1036000000	+53,09	-20,89	1200500000	+39,55	-14,43
1424000000	+54,48	-19,50	1426000000	+40,26	-13,72
1678000000	+55,25	-18,73	1727500000	+42,08	-11,90
1971250000	+57,30	-16,68	2069500000	+43,37	-10,61
2309000000	+58,37	-15,61	2309000000	+44,12	-9,86
2986750000	+61,37	-12,61	2996250000	+47,74	-6,24

21184012_2

De Rosso 211840136 vert 3m ch7 mod 6

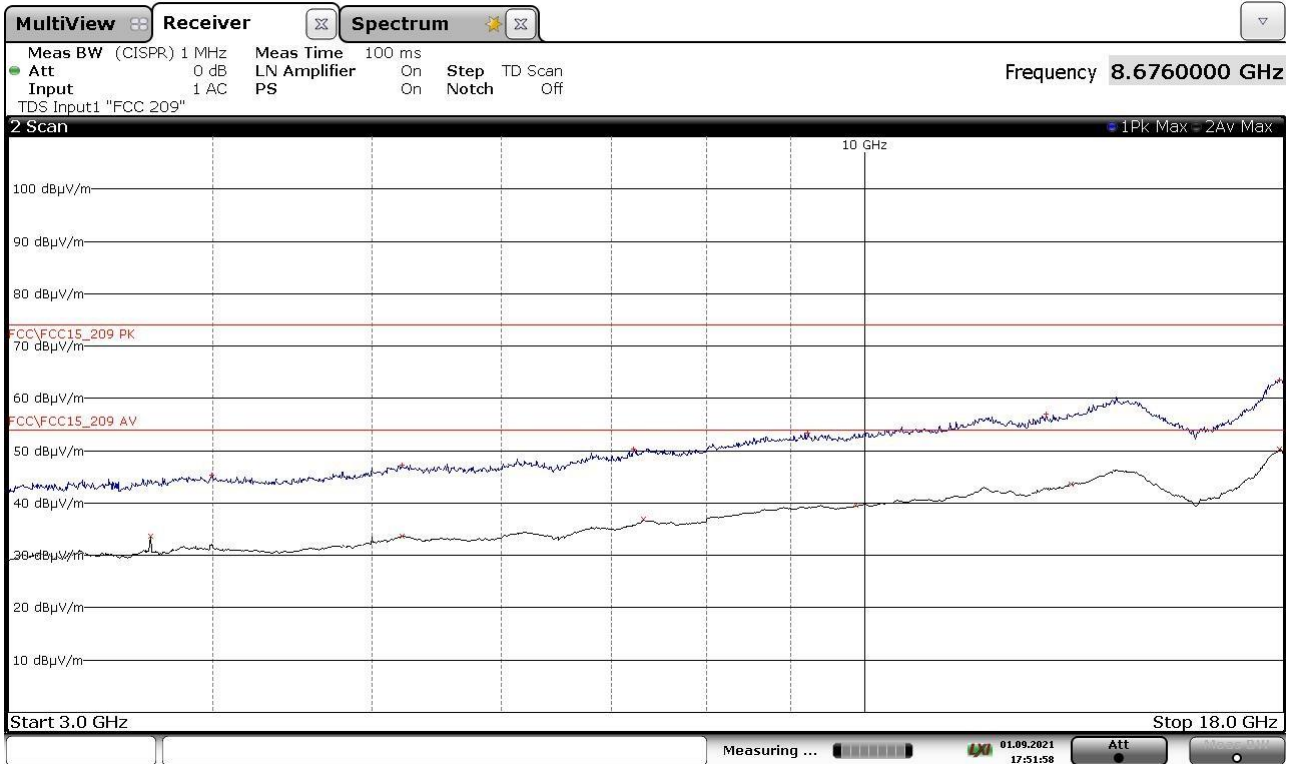


FINAL RESULT TABLE

MAX PEAK			AVERAGE		
Freq Hz	Lev dBuV/m	Margin dB	Freq Hz	Lev dBuV/m	Margin dB
1149500000	+52,93	-21,05	1200750000	+39,55	-14,43
1425750000	+54,15	-19,83	1426250000	+40,25	-13,73
1700750000	+55,76	-18,22	1730250000	+42,09	-11,89
2063250000	+57,17	-16,81	2080000000	+43,34	-10,64
2763000000	+60,39	-13,59	2745750000	+46,14	-7,84
2940000000	+60,99	-12,99	2995000000	+47,74	-6,24

21184013_2

De Rosso 21184014G horiz 3m ch7 mod 6

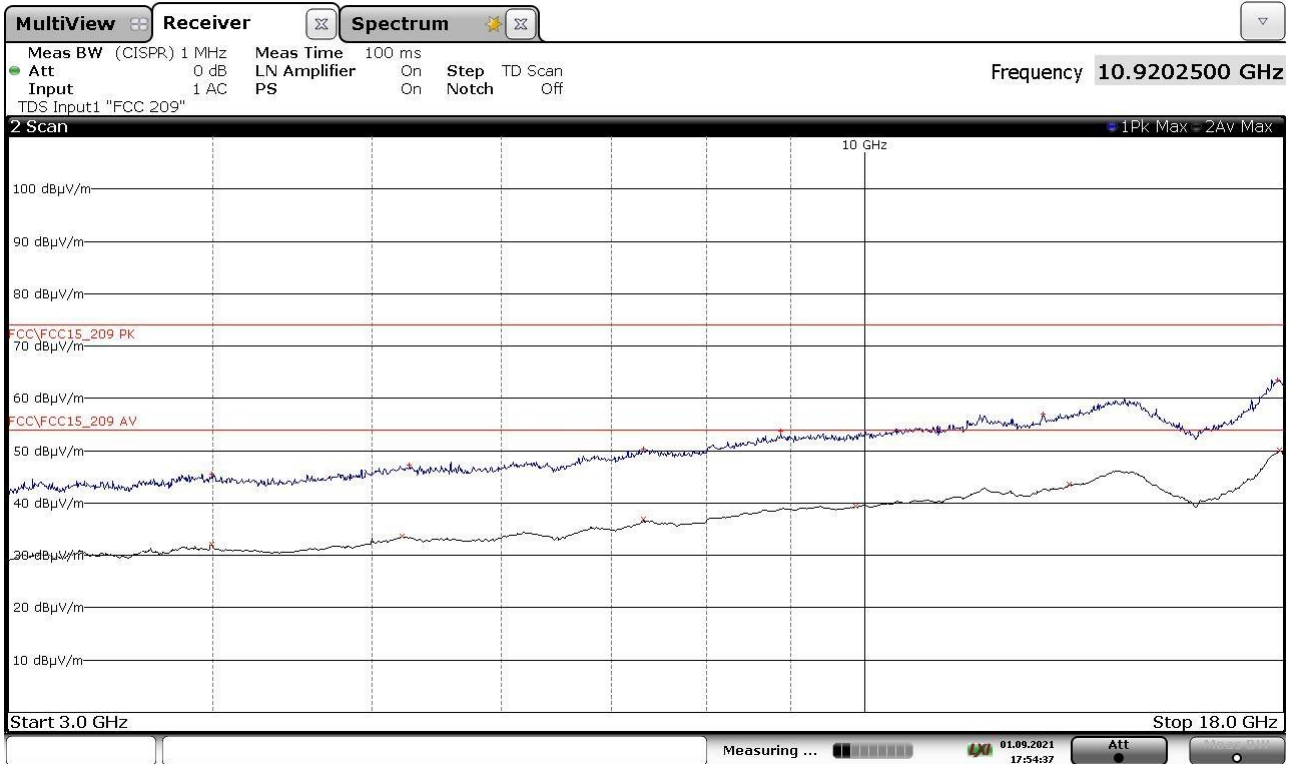


FINAL RESULT TABLE

MAX PEAK			AVERAGE		
Freq Hz	Lev dBuV/m	Margin dB	Freq Hz	Lev dBuV/m	Margin dB
3993750000	+45,29	-28,69	3663000000	+33,67	-20,31
5214500000	+47,23	-26,75	5213000000	+33,74	-20,24
7222500000	+50,25	-23,73	7326000000	+36,91	-17,07
9225500000	+53,44	-20,54	9870250000	+39,56	-14,42
12897250000	+57,09	-16,89	13350750000	+43,71	-10,27
17906000000	+63,57	-10,41	17909750000	+50,29	-3,69

21184014_2

De Rosso 211840156 vert 3m ch7 mod 6

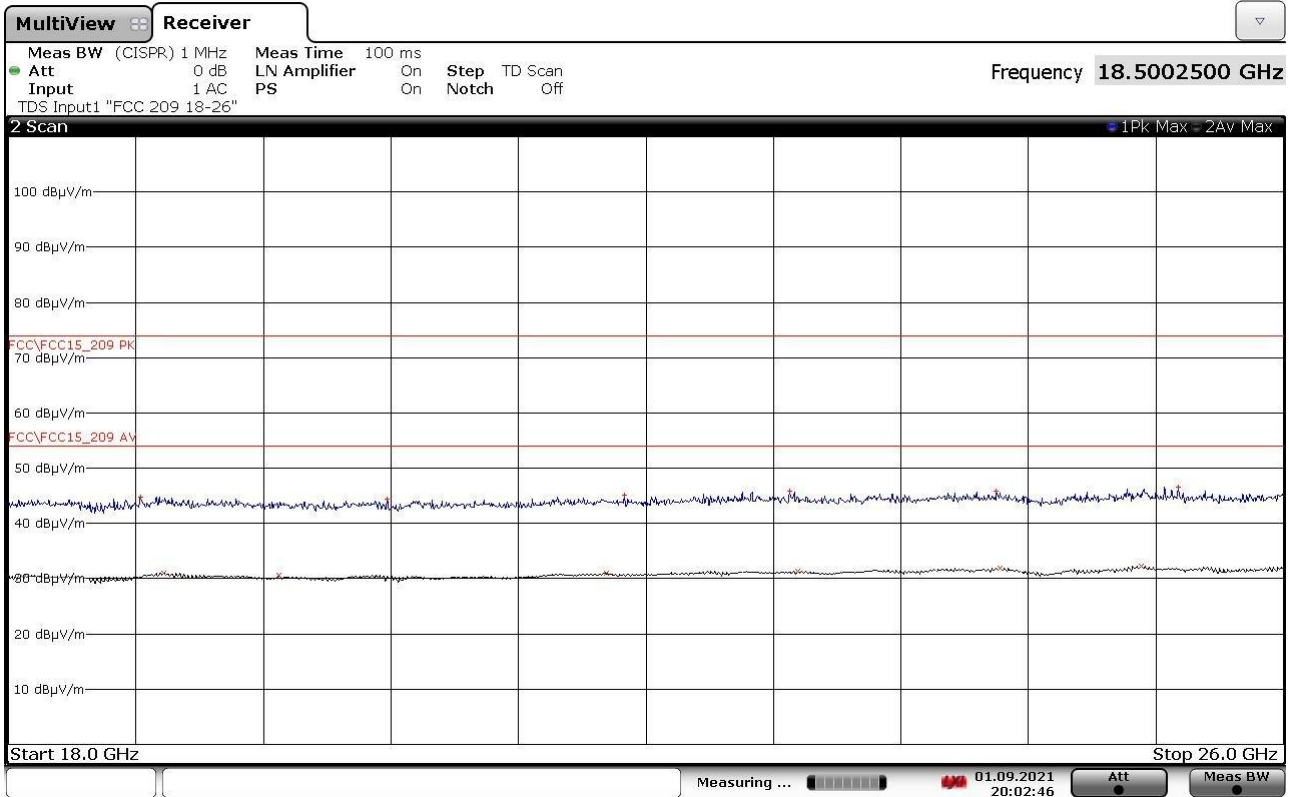


FINAL RESULT TABLE

MAX PEAK			AVERAGE		
Freq Hz	Lev dBuV/m	Margin dB	Freq Hz	Lev dBuV/m	Margin dB
3993500000	+45,61	-28,37	3993500000	+32,08	-21,90
5269750000	+47,16	-26,82	5213000000	+33,71	-20,27
7324000000	+50,29	-23,69	7326000000	+36,86	-17,12
8879750000	+53,70	-20,28	9871250000	+39,44	-14,54
12837500000	+57,09	-16,89	13311750000	+43,58	-10,40
17854000000	+63,47	-10,51	17910750000	+50,08	-3,90

21184015_2

De Rosso 21184016G horiz 3m ch7 mod G

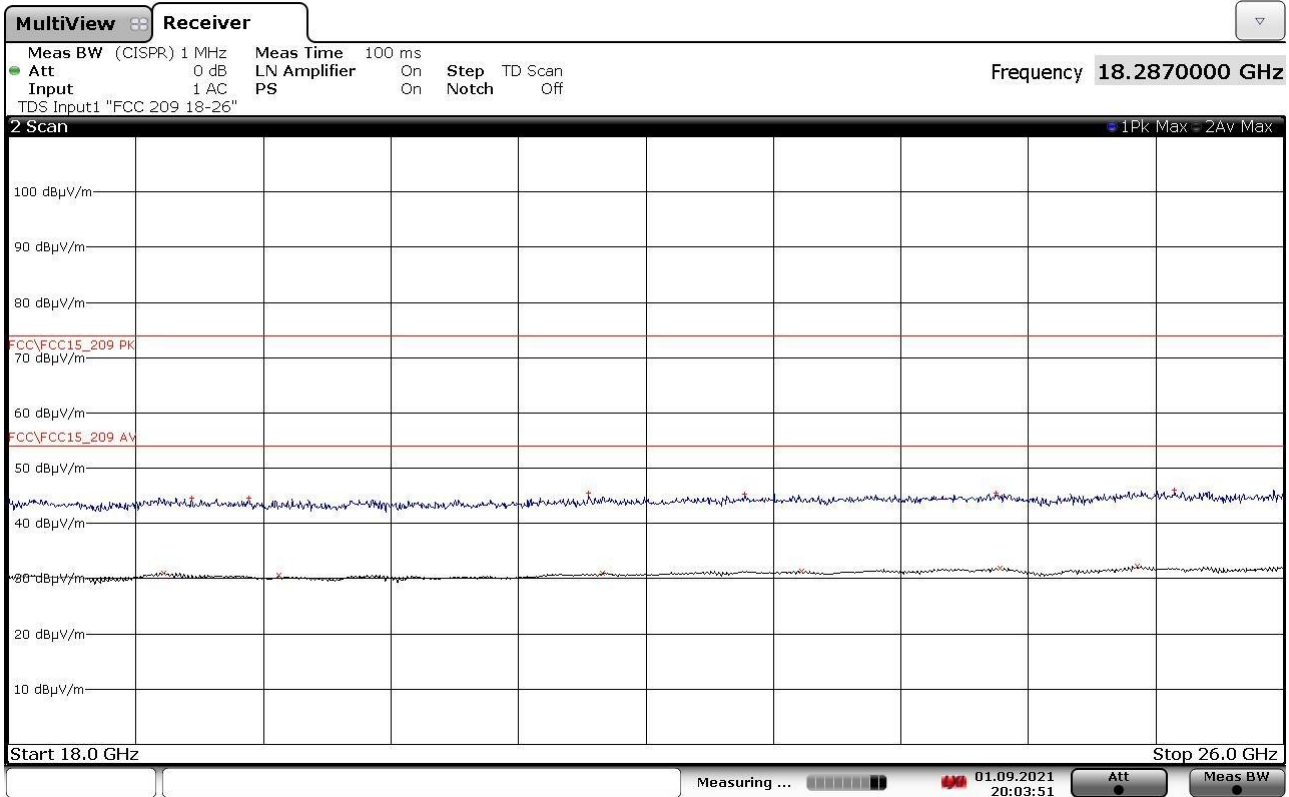


FINAL RESULT TABLE

MAX PEAK			AVERAGE		
Freq Hz	Lev dBuV/m	Margin dB	Freq Hz	Lev dBuV/m	Margin dB
18827000000	+44,83	-29,15	18973000000	+31,05	-22,93
20377500000	+44,48	-29,50	19696250000	+30,71	-23,27
21862500000	+45,08	-28,90	21753750000	+30,99	-22,99
22900750000	+45,79	-28,19	22950250000	+31,40	-22,58
24195750000	+45,78	-28,20	24221500000	+31,98	-22,00
25340750000	+46,64	-27,34	25105500000	+32,29	-21,69

21184016_2

De Rosso 21184017G vert 3m ch7 mod G

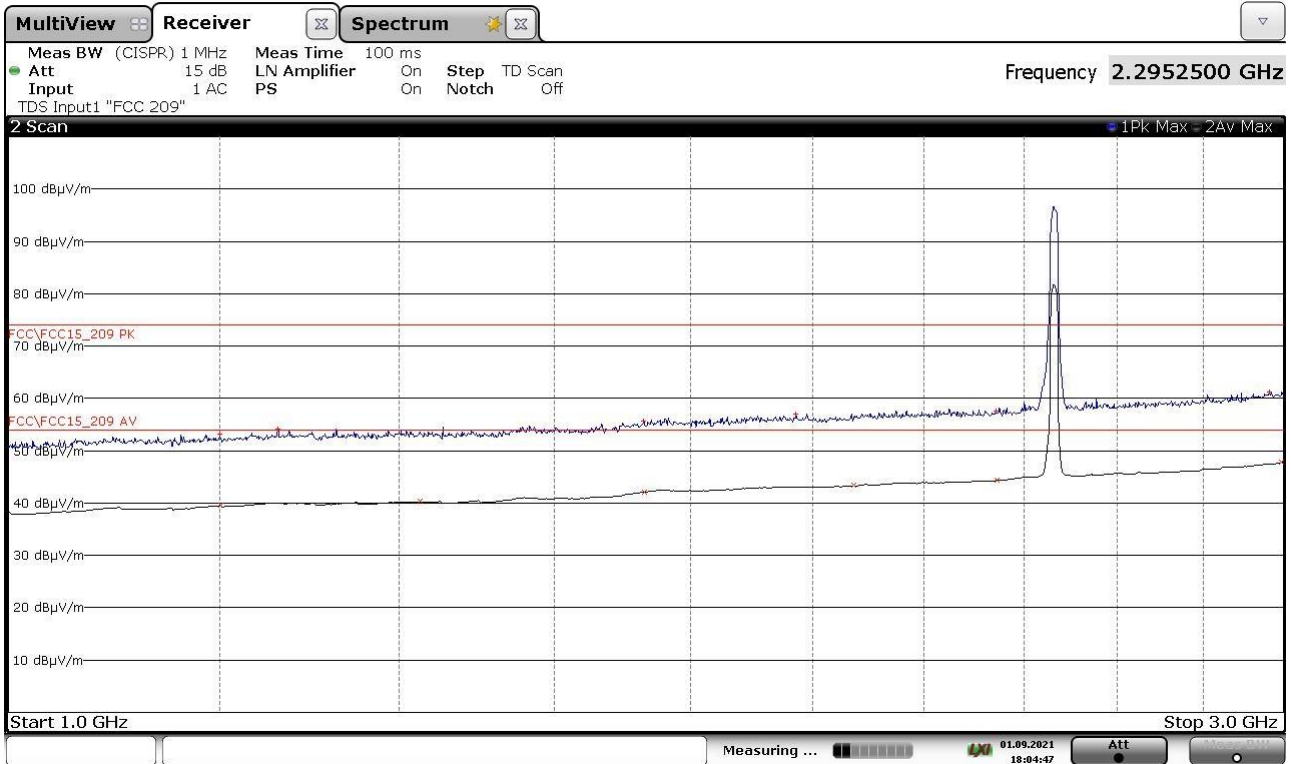


FINAL RESULT TABLE

MAX PEAK			AVERAGE		
Freq Hz	Lev dBuV/m	Margin dB	Freq Hz	Lev dBuV/m	Margin dB
19149000000	+44,65	-29,33	18973750000	+31,03	-22,95
19509250000	+44,53	-29,45	19696250000	+30,67	-23,31
21641000000	+45,53	-28,45	21728000000	+30,97	-23,01
22619750000	+45,32	-28,66	22975000000	+31,37	-22,61
24194750000	+45,41	-28,57	24221500000	+31,95	-22,03
25313250000	+46,10	-27,88	25080500000	+32,27	-21,71

21184017_2

De Rosso 21184018G horiz 3m ch11 mod G

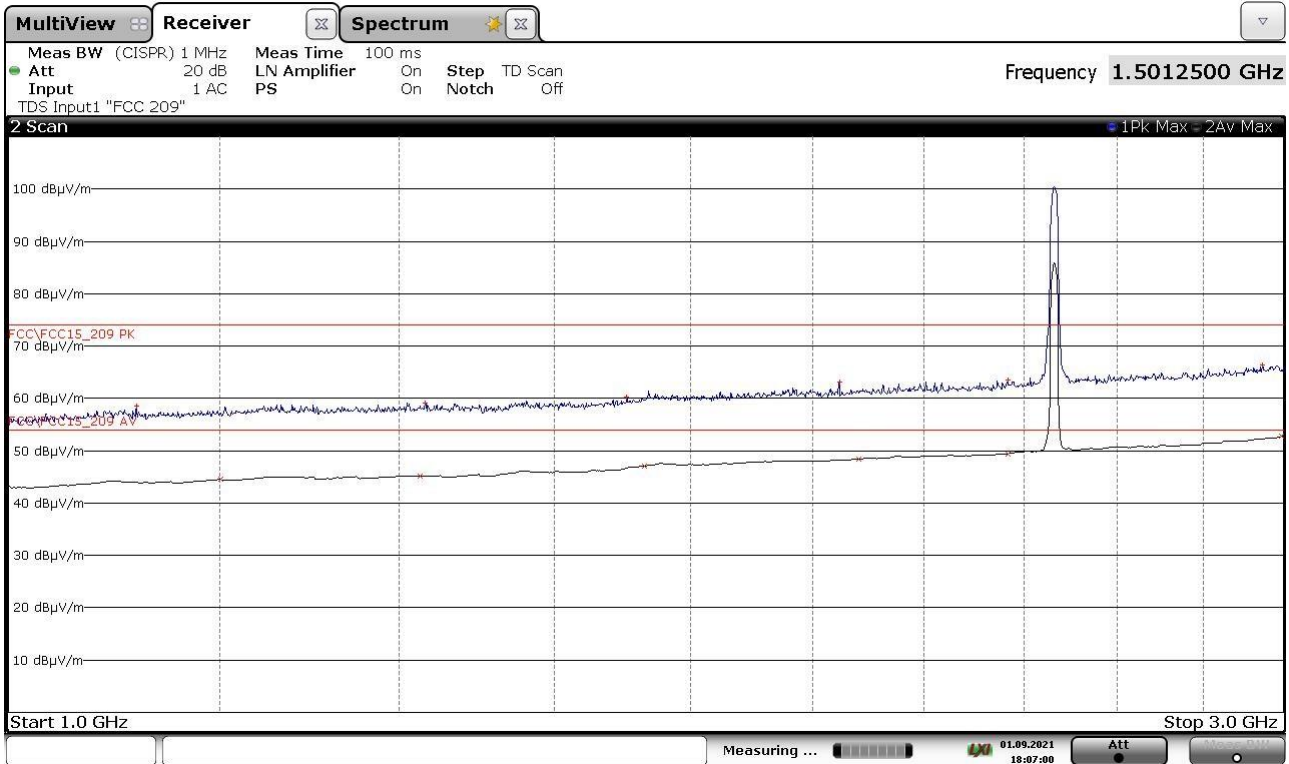


FINAL RESULT TABLE

MAX PEAK			AVERAGE		
Freq Hz	Lev dBuV/m	Margin dB	Freq Hz	Lev dBuV/m	Margin dB
1116500000	+58,47	-15,51	1200500000	+44,58	-9,40
1432500000	+59,20	-14,78	1426250000	+45,23	-8,75
1703500000	+60,21	-13,77	1729250000	+47,15	-6,83
2046000000	+63,19	-10,79	2080000000	+48,41	-5,57
2365750000	+63,56	-10,42	2365750000	+49,45	-4,53
2946750000	+66,38	-7,60	2995250000	+52,75	-1,23

21184018_2

De Rosso 21184019G vert 3m ch11 mod G

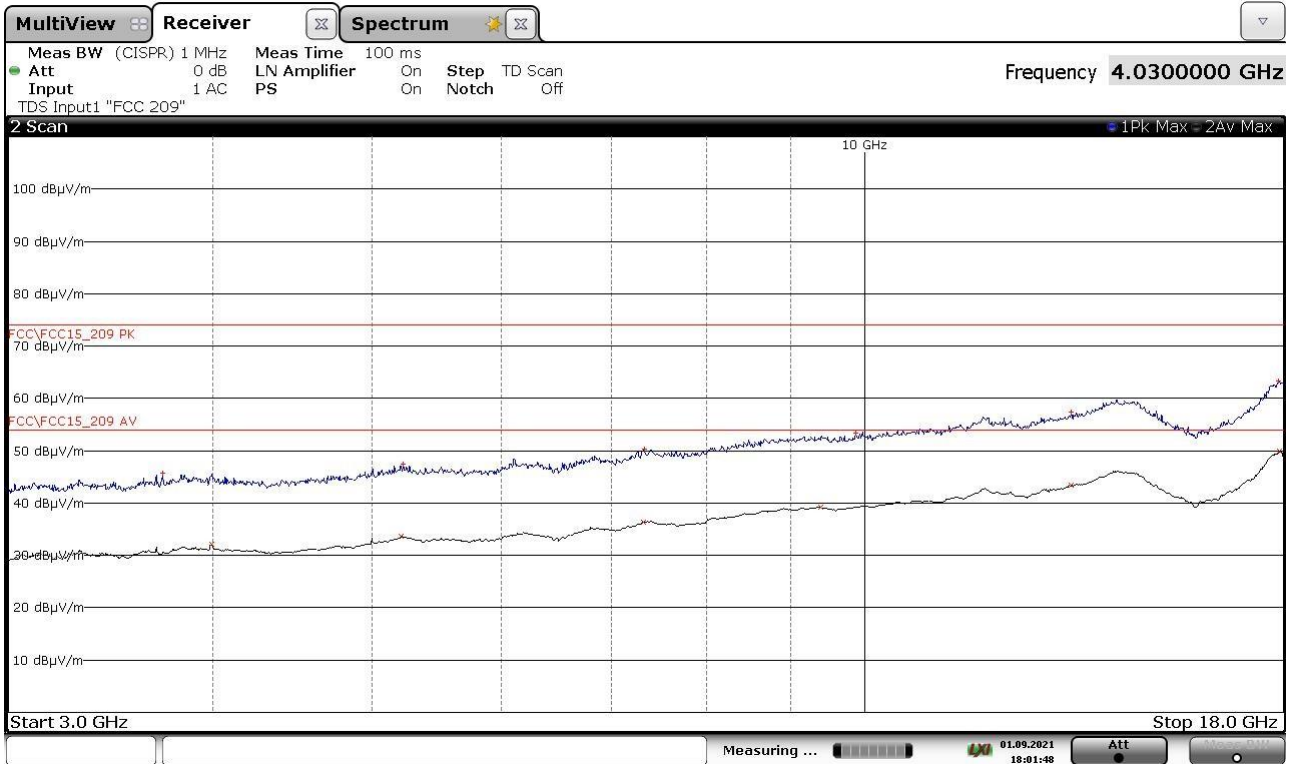


FINAL RESULT TABLE

MAX PEAK			AVERAGE		
Freq Hz	Lev dBuV/m	Margin dB	Freq Hz	Lev dBuV/m	Margin dB
1116500000	+58,47	-15,51	1200500000	+44,58	-9,40
1432500000	+59,20	-14,78	1426250000	+45,23	-8,75
1703500000	+60,21	-13,77	1729250000	+47,15	-6,83
2046000000	+63,19	-10,79	2080000000	+48,41	-5,57
2365750000	+63,56	-10,42	2365750000	+49,45	-4,53
2946750000	+66,38	-7,60	2995250000	+52,75	-1,23

21184019_2

De Rosso 211840206 horiz 3m ch11 mod 6

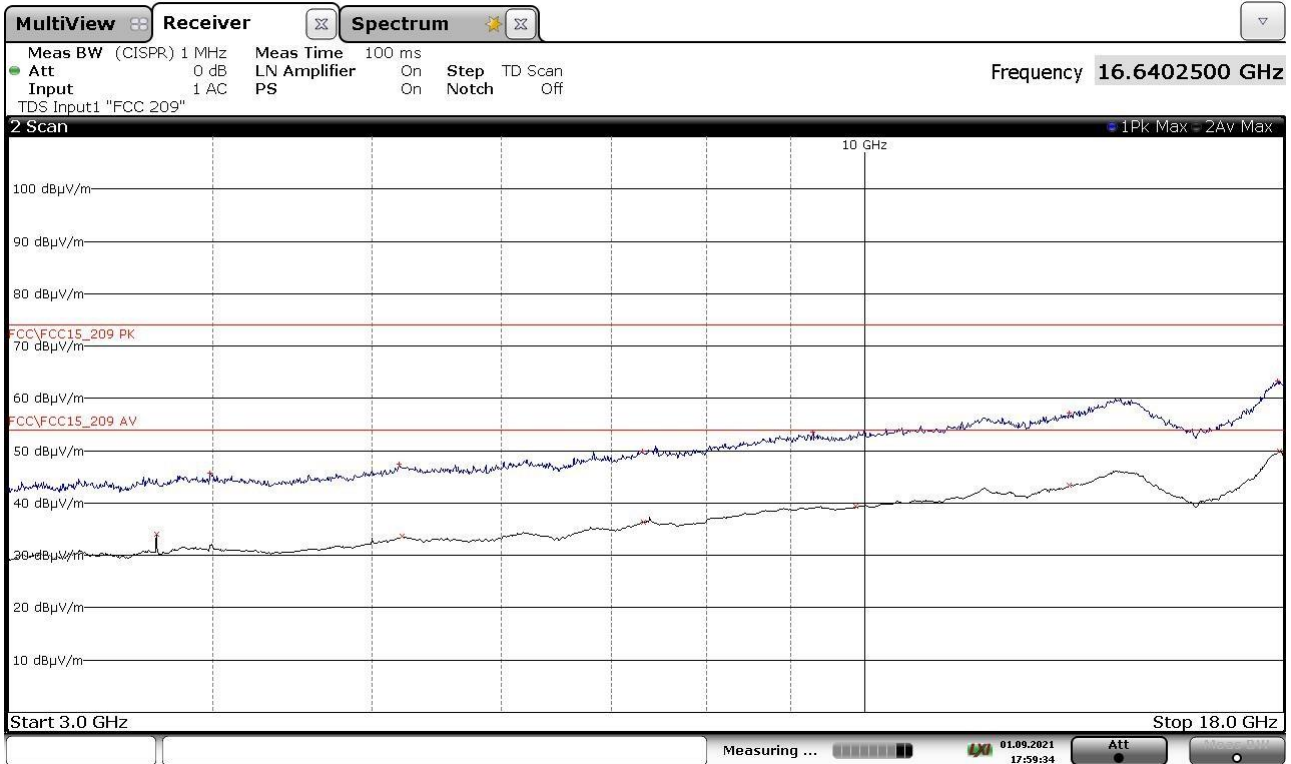


FINAL RESULT TABLE

MAX PEAK			AVERAGE		
Freq Hz	Lev dBuV/m	Margin dB	Freq Hz	Lev dBuV/m	Margin dB
3727750000	+45,69	-28,29	3993250000	+32,05	-21,93
5223250000	+47,37	-26,61	5212250000	+33,64	-20,34
7330250000	+50,31	-23,67	7322750000	+36,42	-17,56
9867750000	+53,28	-20,70	9389250000	+39,30	-14,68
13351500000	+57,31	-16,67	13350250000	+43,49	-10,49
17886250000	+63,36	-10,62	17909250000	+49,93	-4,05

21184020_2

De Rosso 21184021G vert 3m ch11 mod 6

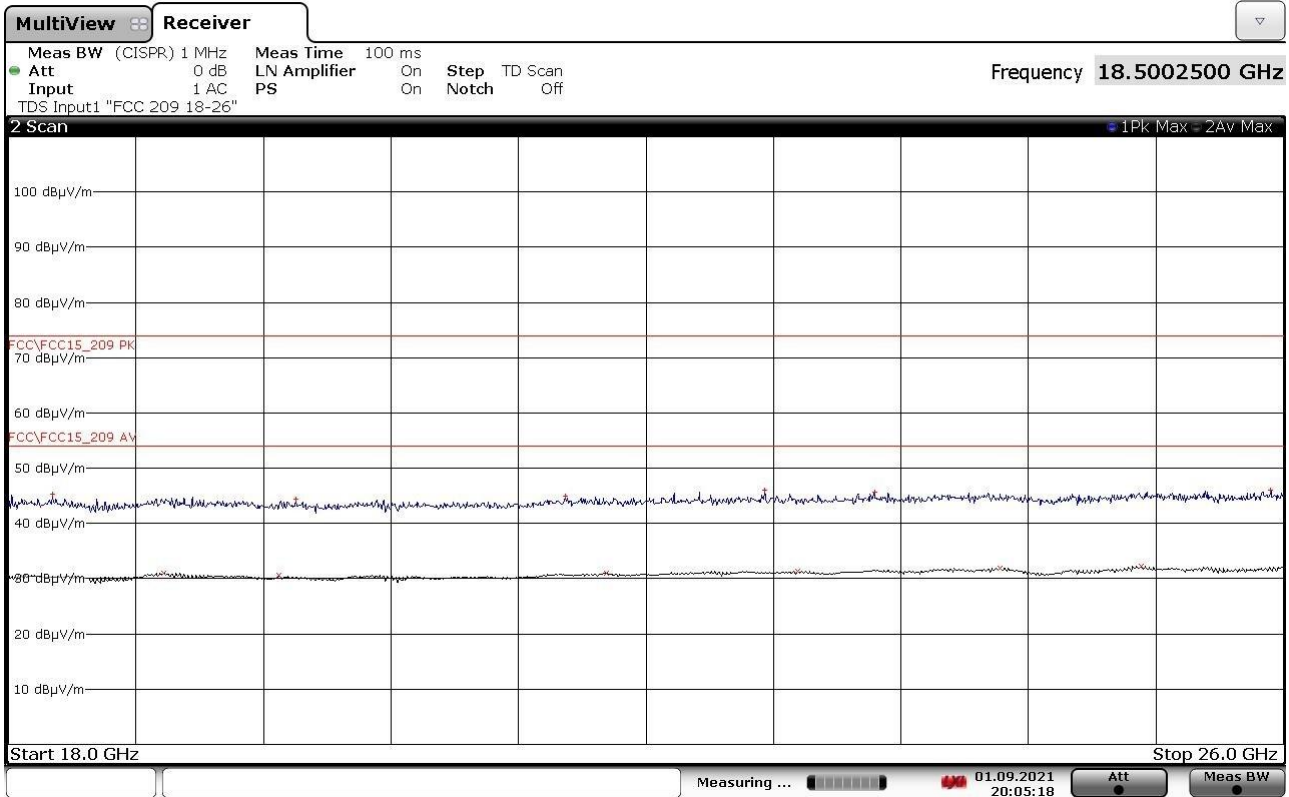


FINAL RESULT TABLE

MAX PEAK			AVERAGE		
Freq Hz	Lev dBuV/m	Margin dB	Freq Hz	Lev dBuV/m	Margin dB
3980750000	+45,71	-28,27	3693000000	+34,00	-19,98
5196250000	+47,41	-26,57	5213000000	+33,65	-20,33
7312000000	+49,85	-24,13	7323500000	+36,41	-17,57
9294250000	+53,63	-20,35	9870250000	+39,37	-14,61
13314000000	+57,13	-16,85	13310750000	+43,50	-10,48
17860500000	+63,34	-10,64	17908750000	+49,96	-4,02

21184021_2

De Rosso 21184022G horiz 3m ch11 mod G



FINAL RESULT TABLE

MAX PEAK			AVERAGE		
Freq Hz	Lev dBuV/m	Margin dB	Freq Hz	Lev dBuV/m	Margin dB
18278000000	+45,25	-28,73	18974000000	+31,04	-22,94
19804250000	+44,31	-29,67	19696250000	+30,71	-23,27
21492500000	+44,93	-29,05	21753750000	+30,98	-23,00
22745500000	+46,00	-27,98	22949000000	+31,38	-22,60
23433000000	+45,65	-28,33	24222000000	+31,95	-22,03
25921250000	+46,07	-27,91	25105000000	+32,25	-21,73

21184022_2